



The Msunduzi Municipality


THE MSUNDUZI MUNICIPALITY APPROVED REGISTER OF TARIFFS AND CHARGES 2023/2024

(Inclusive of the Rate Randages)

CONTENTS

DEPARTMENT	TARIFFS	PG
BUDGET & TREASURY OFFICE	Rates	3
BUDGET & TREASURY OFFICE	Municipal Services Deposits	5
BUDGET & TREASURY OFFICE	Tender Documents Deposits	6
BUDGET & TREASURY OFFICE	Valuations	7
COMMUNITY SERVICES	Refuse Removal	8
COMMUNITY SERVICES	Landfill Site	13
COMMUNITY SERVICES	Municipal Halls	14
COMMUNITY SERVICES	Cemetery	21
COMMUNITY SERVICES	Crematoria	22
COMMUNITY SERVICES	Horticulture	24
COMMUNITY SERVICES	Swimming Pools	26
COMMUNITY SERVICES	Sports & Recreational Facilities	28
COMMUNITY SERVICES	Libraries	31
COMMUNITY SERVICES	Fire & Emergency Services	32
COMMUNITY SERVICES	Traffic & Security	35
INFRASTRUCTURE SERVICES	Electricity	36
INFRASTRUCTURE SERVICES	Water & Sanitation	46
SUSTAINABLE DEVELOPMENT & CITY'S DEVELOPMENT	Town Planning	52
SUSTAINABLE DEVELOPMENT & CITY'S DEVELOPMENT	Land Survey	53
SUSTAINABLE DEVELOPMENT & CITY'S DEVELOPMENT	Geographical Informations System	55
SUSTAINABLE DEVELOPMENT & CITY'S DEVELOPMENT	Building Control	56
SUSTAINABLE DEVELOPMENT & CITY'S DEVELOPMENT	Advertising Signage	59
SUSTAINABLE DEVELOPMENT & CITY'S DEVELOPMENT	Wayleaves	62
SUSTAINABLE DEVELOPMENT & CITY'S DEVELOPMENT	Human Settlements	63
SUSTAINABLE DEVELOPMENT & CITY'S DEVELOPMENT	Licensing	65
SUSTAINABLE DEVELOPMENT & CITY'S DEVELOPMENT	Health	66
SUSTAINABLE DEVELOPMENT & CITY'S DEVELOPMENT	Airport	69
SUSTAINABLE DEVELOPMENT & CITY'S DEVELOPMENT	Municipal Market	71
ALL DEPARTMENTS	Miscellaneous Charges	73
ALL DEPARTMENTS	Promotion of Access to Information	74

BUDGET AND TREASURY OFFICE
Revenue Management
Rates

	2022/23 R	2023/24 R	% Incr			
1. The Rate Randages assessed in terms of the Local Government: Municipal Property Rates Act 6 of 2004 are as follows:						
(a) <u>Vacant Land</u> - no rebate granted	0,0272	0,0291	7,00%			
(b) <u>Unauthorised Use</u> (Inclusive of surcharges)	0,0467	0,0500	7,00%			
(c) <u>Residential Property</u>	0,0150	0,0161	7,00%			
(d) <u>Commercial Property</u>	0,0263	0,0282	7,00%			
(e) <u>Industrial Property</u>	0,0263	0,0282	7,00%			
(f) <u>Specialised Property</u>	0,0263	0,0282	7,00%			
(g) <u>Agricultural Property</u>	0,0037	0,0039	7,00%			
(h) <u>Public Service Infrastructure</u>	0,0037	0,0039	7,00%			
(i) <u>Rural Communal Property</u> Tariff removed - properties categorised as COMM, RES and VAC	0,0204	NIL				
(j) <u>Sectional Title Garages - Separately Registered</u>	0,0150	0,0161	7,00%			
(k) <u>Mining Property</u>	0,0263	0,0282	7,00%			
(l) <u>Public Benefit Organisations</u>	0,0037	0,0039	7,00%			
Additional Rebate	<u>100%</u>	<u>100%</u>				
(m) Public Service Property	0,0263	0,0282	7,00%			
(n) Multipurpose Property	<p>Applicable tariff will be charged in respect of the combination of categories above.</p> 					
2. REBATES:						
<u>Impermissible and Free Value Based Rebates</u>						
(o) No rates shall be levied on the market value of the first R15,000 of Residential Property. A rebate of 100% will be granted on all Residential Property from a value of R15,001 to a value of R100,000.						
<u>Aged Persons (Pensioner Rebate) and Disability Grantees Rebate</u>						
(p) Aged Persons Occupier Owner Applicants: 60 years and over						
Total monthly income of all occupants and owners from all sources (p.m)	R5 369	R5 745	7,00%			
%'tage Rebate –						
<u>Child Headed Households</u>						
(q) Maximum monthly income of all occupants and owners from all sources (p.m)	R5 369	R5 745	7,00%			
%'tage Rebate –	40%					
<u>Listed Buildings</u>						
(r) Rates Rebate on Listed Buildings (Maximum Percentage)	40%	40%				
<u>Developers Rebate</u>						
(s) Rates Rebate on Vacant Land Only, Subject to Council's Conditions						
Year 1	100%	100%				
Year 2	66%	66%				
Year 3	33%	33%				

BUDGET AND TREASURY OFFICE
Revenue Management
Rates

	2022/23	2023/24	
	Excl. Vat	Excl. Vat	% Incr
3. MISCELLANEOUS CHARGES:			
(a) i. Rates Clearance Certificate Application Fee	R420,75	R450,20	7,00%
ii. Duplicate Statement Fee	R71,07	R76,05	7,00%
iii. Duplicate Revenue Clearance Certificate	R106,61	R114,07	7,00%
iv. Fee for Letters of Undertaking	R133,59	R142,95	7,00%
(b) Deeds Search Fee-per search	R53,28	R57,00	7,00%
(c) To search for and prepare any reconciliation, for each hour, or part of an hour, excluding the first half hour, reasonably required for such search and preparation. PLUS Administration Fee (Excluding applications made in terms of the Promotion of Access to Information Act, No. 2 of 2000) PLUS all copies incidental to complete the reconciliation	R134,67 R42,08	R144,10 R45,03	7,00% 7,00%
	R5,05	R5,40	7,00%
4. INTEREST RATE AND COLLECTION CHARGES RATE:			
(a) Interest rate per annum (calculated on daily outstanding balance)	7,75%	10,75%	
(b) Collection Charge Rate per annum	10%	10%	



BUDGET AND TREASURY OFFICE
Revenue Management
Application for Municipal Services - Deposits

DEPOSITS		2022/23	2023/2024	
CHURCHES		R1 790,00	R1 920,00	PER METER
BUSINESSES				
20 AMP		R5 030,00	R5 380,00	PER METER
30 AMP		R6 220,00	R6 650,00	PER METER
40 AMP		R7 400,00	R7 920,00	PER METER
50 AMP		R8 600,00	R9 200,00	PER METER
60 AMP		R9 780,00	R10 460,00	PER METER
80 AMP		R10 950,00	R11 720,00	PER METER
100 AMP		R12 140,00	R12 990,00	PER METER
INCLUDING WATER- SINGLE PHASE WITH WATER				
20 AMP		R5 630,00	R6 020,00	PER METER
30 AMP		R7 400,00	R7 920,00	PER METER
40 AMP		R8 600,00	R9 200,00	PER METER
50 AMP		R9 780,00	R10 460,00	PER METER
60 AMP		R10 950,00	R11 720,00	PER METER
80 AMP		R12 140,00	R12 990,00	PER METER
100 AMP		R13 320,00	R14 250,00	PER METER
DOMESTIC-HOUSE, FLATS, COMPLEXES				
WATER ONLY		R2 070,00	R2 220,00	PER METER
WATER & ELECTRICITY				
30 AMP		R4 140,00	R4 440,00	PER METER
40 AMP		R4 440,00	R4 750,00	PER METER
50 AMP		R5 030,00	R5 380,00	PER METER
60 AMP		R5 350,00	R5 720,00	PER METER
80 AMP		R5 620,00	R6 010,00	PER METER
ELECTRICITY ONLY				
	30 AMP	R2 070,00	R2 220,00	PER METER
	40 AMP	R2 310,00	R2 470,00	PER METER
	50 AMP	R2 670,00	R2 860,00	PER METER
	60 AMP	R3 260,00	R3 490,00	PER METER
	80 AMP	R3 850,00	R4 120,00	PER METER

BUDGET AND TREASURY OFFICE
SUPPLY CHAIN MANAGEMENT
Tender Documents Deposits

The tender documentation deposit is charged on pick up
of a tender document by a tenderer.

Non-refundable deposit for projects

Contract Values between

R 30 000.00 to R 200 000.00

R 200 001.00 to R1 000 000.00

R1 000 001.00 to R5 000 000.00

R5 000 001.00 and over

2022/23
Excl.Vat

2023/24
Excl.Vat

% Incr

R194,83

R208,47

7,00%

R233,80

R250,16

7,00%

R584,49

R625,41

7,00%

R974,15

R1 042,34

7,00%



BUDGET AND TREASURY OFFICE
REAL ESTATE AND VALUATIONS
Valuations

		2022/23 Excl.Vat	2023/24 Excl.Vat	% Incr
Miscellaneous Charges				
1	Valuation CD	R1 016,67	R1 087,84	7,00%
2	Valuation Certificate	R55,45	R59,34	7,00%
3	Deed search fee	R55,45	R59,34	7,00%
4	Request ito Section 53 of the Municipal Properties Rates Act for reasons for the decision of the Municipal Valuer in respect of objections	R129,39	R138,45	7,00%



**COMMUNITY SERVICES
WASTE MANAGEMENT
Refuse Removal Tariffs**

		2022/23 Excl. Vat	2023/24 Excl. Vat	% Incr
Standard charges for Domestic and Commercial Refuse Removal Based on the relevant Electricity Scale				
<u>Refuse Removal Tariffs</u>				
1	Domestic			
	Single phase up to 80A	R122,80	R131,40	7,00%
	Three phase up to 100A	R122,80	R131,40	7,00%
	Prepayment Meter	R122,80	R131,40	7,00%
2	Multipurpose Property (Applicable to properties utilised for multiple purpose as per the rates category of property)			
	Single phase up to 80A	R186,16	R199,19	7,00%
	Three phase up to 100A	R186,16	R199,19	7,00%
	Prepayment Meter	R186,16	R199,19	7,00%
3	Small Power Users - Business/Commercial			
	Single phase up to 80A	R351,82	R376,45	7,00%
	Three phase up to 100A	R351,82	R376,45	7,00%
4	Large Power Users – Business/Commercial			
	Supply taken at 400V	R351,82	R376,45	7,00%
	Supply taken at 6.6 or 11kV	R351,82	R376,45	7,00%
5	Flats/Simplexes	R104,06	R111,35	7,00%
6	Previously PHB Housing and Informal Settlements (MASS HOUSING) - per household per month	R24,74	R26,47	7,00%
7	Central Business District Main cbd bordered by East(Massukwane), Winston/Victoria, Bulwer, Boschoff, Alan Paton, Prince Alfred, Railway, Pine. Greytown Rd form East To Trichy, Balhambra Way from Greytown Road to Newholme Way, Khan Road from Greytown Road to Deccan Road, Mysore Road from Greytown Road to Bangalore Road, Alan Paton up till King Edward Ave.	R467,87	R500,62	7,00%
8	For areas not being billed but supplied with prepaid electricity meters to cover the cost of co-operative supplied refuse collection services.	R19,63	R21,01	7,00%
9	Qualifying indigent consumers will receive 100% rebate in respect of the applicable charge.			
Interest rate per annum (calculated on daily outstanding balance)		7,75%	10,75%	

**COMMUNITY SERVICES
WASTE MANAGEMENT
Refuse Removal Tariff**

		2022/23 Excl. Vat	2023/24 Excl. Vat	% Incr
Fees payable for the additional removal and clearance of refuse by arrangement from premises other than those applicable in item 1 are contained within this section.				
1. (a)	Removal of additional domestic refuse: Excluding Central Business District			
	Normal days per collection –			
	(i) 3 x 85l bins or part thereof	R38,92	R41,64	7,00%
	(ii) 240l wheeled bin or part thereof	R38,92	R41,64	7,00%
(b)	Other than normal removal days, per collection –			
	(i) 3 x 85l bins or part thereof	R235,61	R252,10	7,00%
(c)	Where Council refuse containers are used on high density residential developments (simplexes, duplexes, cluster homes etc). The charge for a 1,75m³ container for approx. 10 units, one clearance per week, subject to agreement with the Waste Management Division.	R385,16	R412,12	7,00%
2. (a)	Removal of additional domestic refuse: Central Business District			
	Normal days per collection –			
	(i) 3 x 85l bins or part thereof	R39,06	R41,80	7,00%
	(ii) 240l wheeled bin or part thereof	R39,06	R41,80	7,00%
(b)	Other than normal removal days, per collection –			
	(i) 3 x 85l bins or part thereof	R239,99	R256,79	7,00%
(c)	Where Council refuse containers are used on high density residential developments (simplexes, duplexes, cluster homes etc). The charge for a 1,75m³ container for approx. 10 units, one clearance per week, subject to agreement with the Waste Management Division.	R392,26	R419,72	7,00%
3. (a)	Removal of trade refuse [Industrial/Commercial]:			
	Normal days, per collection –			
	(i) 3 x 85l bins or part thereof	R101,79	R108,92	7,00%
	(ii) 210l drum or part thereof	R101,79	R108,92	7,00%
	(iii) 240l bin or part thereof	R101,79	R108,92	7,00%
	(iv) Removal of additional refuse as per 3(a)(i)-(iii)	R101,79	R108,92	7,00%
(b)	Other than normal removal days, per collection –			
	(i) 3 x 85l bins or part thereof	R225,30	R241,07	7,00%
	(ii) 210l drum or part thereof	R225,30	R241,07	7,00%
	(iii) 240l bin or part thereof	R225,30	R241,07	7,00%



**COMMUNITY SERVICES
WASTE MANAGEMENT
Refuse Removal Tariffs**

		2022/23 Excl. Vat	2023/24 Excl. Vat	% Incr
4	Removal of industrial refuse [Industrial/Commercial]:			
(a)	(i) per load or part thereof [maximum 15 m³] removed as a once off clearance	R3 869,43	R4 140,29	7,00%
	(ii) bulk refuse containers [15 m³] hire thereof, including a once off clearance	R2 912,73	R3 116,62	7,00%
	(iii) bulk refuse containers [maximum 15 m³] hire thereof, including one clearance per week	R2 820,47	R3 017,91	7,00%
	(iv) second clearance	R1 952,96	R2 089,66	7,00%
	(v) each additional clearance	R1 751,88	R1 874,51	7,00%
	(b) small mobile refuse containers [approx. 0,24m³] available in Otto Bin serviced areas only:			
	(i) hire thereof, including one clearance per week.	R107,99	R115,55	7,00%
	(ii) second clearance	R81,53	R87,23	7,00%
	(iii) each additional clearance	R74,50	R79,71	7,00%
	(c) small mobile refuse containers [approx. 1 m³] available in Otto Bin services areas only:			
	(i) hire thereof, including one clearance per week.	R432,30	R462,56	7,00%
	(ii) second clearance	R318,88	R341,20	7,00%
	(iii) each additional clearance	R278,64	R298,14	7,00%
	(d) small mobile refuse containers [approx. 2 m³]:			
	(i) hire thereof as a once off clearance	R702,93	R752,13	7,00%
	(ii) hire per week, including one clearance	R638,87	R683,59	7,00%
	(iii) second clearance	R331,69	R354,91	7,00%
	(iv) each additional clearance	R290,68	R311,03	7,00%
	(e) 7 m³ refuse skips available in south-west area only:			
	(i) hire thereof, including one clearance per week.	R1 411,63	R1 510,44	7,00%
	(ii) second clearance	R988,94	R1 058,17	7,00%
	(iii) each additional clearance	R841,83	R900,75	7,00%
5	The tariff for the removal of refuse from properties owned by the State & Municipal Departments:			
	240l			
	(i) hire thereof, including one clearance per week.	R109,03	R116,66	7,00%
	(ii) second clearance	R81,53	R87,23	7,00%
	(iii) each additional clearance	R74,71	R79,94	7,00%
	1 100l			
	(i) hire thereof, including one clearance per week.	R413,50	R442,44	7,00%
	(ii) second clearance	R304,88	R326,23	7,00%
	(iii) each additional clearance	R259,21	R277,36	7,00%

COMMUNITY SERVICES
WASTE MANAGEMENT
Refuse Removal Tariffs

		2022/23	2023/24	
		Excl. Vat	Excl. Vat	% Incr
1,75m³				
(i)	hire thereof, including once off clearance	R672,43	R719,50	7,00%
(ii)	hire per week, including one clearance per week	R611,23	R654,02	7,00%
(iii)	second clearance	R317,28	R339,49	7,00%
(iv)	each additional clearance	R278,08	R297,54	7,00%
7m³				
(i)	hire thereof, including one clearance per week	R1 350,01	R1 444,51	7,00%
(ii)	Second clearance	R954,69	R1 021,51	7,00%
(iii)	Each additional clearance	R805,41	R861,79	7,00%
15m³				
(i)	per load or part thereof removed as a once off clearance	R3 869,43	R4 140,29	7,00%
(ii)	hire thereof, including a once off clearance	R2 912,73	R3 116,62	7,00%
(iii)	hire thereof, including once off clearance per week	R2 820,47	R3 017,91	7,00%
(iv)	second clearance	R1 952,96	R2 089,66	7,00%
(v)	each additional clearance	R1 751,88	R1 874,51	7,00%
20m³				
(i)	per load or part thereof removed as a once off clearance	R5 158,94	R5 520,07	7,00%
(ii)	hire thereof, including a once off clearance	R3 883,29	R4 155,12	7,00%
(iii)	hire thereof, including once off clearance per week	R3 761,03	R4 024,30	7,00%
(iv)	second clearance	R2 638,41	R2 823,10	7,00%
(v)	each additional clearance	R2 336,38	R2 499,92	7,00%
25m³				
(i)	per load or part thereof removed as a once off clearance	R6 448,87	R6 900,29	7,00%
(ii)	hire thereof, including a once off clearance	R4 854,47	R5 194,29	7,00%
(iii)	hire thereof, including a once off clearance per week	R4 700,95	R5 030,02	7,00%
(iv)	second clearance	R3 297,68	R3 528,52	7,00%
(v)	each additional clearance	R2 920,73	R3 125,18	7,00%
6	Removal and clearances from properties outside the refuse removal area:	Applicable Tariff plus 20%	Applicable Tariff plus 20%	

COMMUNITY SERVICES
WASTE MANAGEMENT
Refuse Removal Tariffs

		2022/23	2023/24	
		Excl. Vat	Excl. Vat	% Incr
7	Dead animals [per carcass] during working hours –			
(a)	(i) dog or cat	R663,52	R709,96	7,00%
	(ii) sheep, goat, calf or pig	R995,21	R1 064,87	7,00%
	(iii) ox, cow, bull, horse, mule or donkey	R2 145,12	R2 295,28	7,00%
	(b) outside working hours –			
	(i) dog or cat	R740,87	R792,73	7,00%
	(ii) sheep, goat, calf or pig	R1 879,85	R2 011,44	7,00%
	(iii) ox, cow, bull, horse, mule or donkey	R3 759,70	R4 022,88	7,00%
The fees specified in this item shall be payable upon demand or otherwise may be arranged with the Council.				
8	Euthanased animals [per carcass]:			
(a)	Removal of dog and cat carcasses from the premises owned or occupied by registered veterinary practitioners –			
	(i) during normal working hours	R221,20	R236,68	7,00%
	(ii) after normal working hours	R796,15	R851,88	7,00%
(b)	removal of carcasses other than dogs and cats shall be charged at the fees prescribed in items 3 and 4 as the case may be.			
	Recycling			
(c)	Supply of clear plastic bag and collection of recyclables thereof	R8,05	R8,61	7,00%



**COMMUNITY SERVICES
WASTE MANAGEMENT
Landfill Site Tariffs**

		2022/23 Excl. Vat	2023/24 Excl. Vat	% Incr
1	The tariff for the disposal of refuse at the New England Road Landfill Site –			
	(a) general domestic refuse, inert trade refuse, per 250kg or part thereof	R65,87	R70,49	7,00%
	(b) mixed refuse (garden, domestic, trade refuse, including builder's rubble) per 250kg or part thereof	R65,87	R70,49	7,00%
	(c) industrial sludges, subject to agreement and approval by the Landfill Manager per 250kg or part thereof	R284,03	R303,92	7,00%
	(d) builder's rubble and excavated material per 250kg or part thereof	R21,49	R23,00	7,00%
	(e) bulk food waste and condemned food per 250kg or part thereof	R149,07	R159,51	7,00%
	(f) garden refuse, per 250kg or part thereof	R21,49	R23,00	7,00%
	(g) finely divided excavated material with the maximum stone content of 10% and maximum stone size of 100mm per 250kg or part thereof	R9,89	R10,59	7,00%
	(h) Sawdust and woodwaste, per 250kg or part thereof	R100,36	R107,39	7,00%
Provided that no charge shall be payable for the disposal of –				
	(i) garden refuse by <u>bona fide</u> householders where such refuse is conveyed in motor cars, trailers with a nominal capacity not greater than 0,5 tonne and light delivery vehicles with a nominal capacity not greater than 1 tonne and deposited in the garden refuse containers.	Existing concession	Existing concession	
	(ii) builder's rubble by <u>bona fide</u> householders and casual builders where such rubble is conveyed in vehicles with a nominal capacity not greater than 1 tonne and deposited in the demarcated area on the Landfill site.	1 Tonne - limit	1 Tonne - limit	
	(iii) garden refuse by <u>bona fide</u> householders where such refuse is conveyed in vehicles with a nominal capacity not greater than 1 tonne and deposited in the demarcated area on the Landfill Site	1 Tonne - limit	1 Tonne - limit	
	(iv) soil, ash and sand which the Landfill Site Manager has agreed in advance is suitable cover material, delivered in trucks of minimum 5 tonne capacity.	No change to existing concession	No change to existing concession	
2	Tariff for the voluntary weighing of vehicles (per vehicle)	R54,39	R58,20	7,00%
3	That parking of a vehicle, trailer or container be not more than 8 hours at the New England Road Site, or on the road reserve adjacent to the site For each 8 hour period (per unit)	R602,46	R644,63	7,00%
4	Building Rubble: deposit payable when submitting a building plan for approval and refundable upon proof of disposal on the landfill site.	R2 025,63	R2 167,42	7,00%
5	Illegal Dumping: a collection and disposal fee per 1,75m³ container load for refuse or rubble dumped on a road verge in front of or next to a property. Vehicles may be impounded as deemed necessary.	R13 904,89	R14 878,23	7,00%
6	Florescent Tubes – complete tubes to be deposited in specialized containers located in the recycling area. Per 250 kgs or part thereof	R130,40	R139,53	7,00%

COMMUNITY SERVICES

Community Halls

		2022/23	2023/24	
		Excl. Vat	Excl. Vat	% Incr
<u>City Hall and Musical Instruments</u>				
1	Main Hall			
	Hire of Main Hall (inclusive of fire protection)	R5 685,62	R6 367,89	12,00%
	After Midnight per hour or part thereof	R911,04	R1 020,37	12,00%
	Per hour of Preparations/Rehearsals	R385,26	R431,49	12,00%
	Deposit Refundable - damage/breakage etc. and overtime for caretakers and cleaners	R8 261,31	R9 252,66	12,00%
2	Hire of Musical Instruments			
	Grand Piano (August Forster) Per performance	R773,02	R865,78	12,00%
	Per hour of Rehearsals	R119,87	R134,26	12,00%
	Grand Piano (Steinway) Per Performance	R1 285,86	R1 440,16	12,00%
	Per Hour of Rehearsals	R119,87	R134,26	12,00%
	Organ per Performance	R1 285,86	R1 440,16	12,00%
	Per Hour of Rehearsals	R119,87	R134,26	12,00%



COMMUNITY SERVICES

Community Halls

Scale A

2022/23
Excl. Vat

2023/24
Excl. Vat

% Incr

Ashdown Hall
Unit "S" Hall
Imbali
Unit "J"
Unit "N"
Plessislaer
Georgetown

1. PRIVATE FUNCTIONS

1,1 Profit-making functions, banquets, theatre and the like,

Charge per 12 hours	R2 219	R2 485,53	12,00%
Additional time per hour	R462	R516,99	12,00%
Deposit	R3 673	R4 113,75	12,00%
Overtime charges per hour on weekends & public holidays	R259	R289,98	12,00%

1,2 Fund-raising functions by sporting, religious, social & cultural institutions recognized by the Council.

Charge per 12 hours	R1 479	R1 657,02	12,00%
Additional time per hour	R277	R309,86	12,00%
Deposit	R3 673	R4 113,75	12,00%
Overtime charges per hour on weekends & public holidays	R259	R289,98	12,00%

1,3 Weddings, receptions, parties, choir performances and the like,

Charge per 12 hours	R2 034	R2 278,40	12,00%
Additional time per hour	R462	R516,99	12,00%
Deposit	R3 673	R4 113,75	12,00%
Overtime charges per hour on weekends & public holidays	R259	R289,98	12,00%

2. COMMUNITY ACTIVITIES

2.1.1 Institutional activities of political, educational, cultural or sporting bodies recognized by the Council.

Charge per hour: Monday to Thursday	R370	R414,25	12,00%
Deposit	R1 968	R2 203,79	12,00%

2.1.2 Religious Activities (Church Services): Charge per hour
Monday to Thursday
Deposit
Sundays - minimum 3hrs Hire

R370	R414,25	12,00%
R1 968	R2 203,79	12,00%

2,2 Activities of the Community Awareness Project and of groups, clubs etc., affiliated with the Project or sponsored by it.

Per uninterrupted period not exceeding 3 hours: Monday to Thursday	R555	R621,38	12,00%
Deposit	R1 968	R2 203,79	12,00%

2,3 Rehearsals:

Rehearsals per hour: Monday to Thursday	R333	R372,83	12,00%
Deposit	R1 968	R2 203,79	12,00%

2,4 Pre-Schools

Per uninterrupted period not exceeding 6 hours	R185	R207,13	12,00%
Deposit	R1 968	R2 203,79	12,00%

2,5 Vulindlela Halls

Hire of Hall	R1 390	R1 557,35	12,00%
Refundable Deposit	R1 390	R1 557,35	12,00%

2,6 Overtime charges per hour on weekends & public holidays

R259	R289,98	12,00%
------	---------	--------

COMMUNITY SERVICES

Community Halls

<u>Scale B</u>		2022/23 Excl. Vat	2023/24 Excl. Vat	% Incr
Truro				
Main Hall				
1. PRIVATE FUNCTIONS				
1,1 Profit-making functions, banquets, theatre and the like,				
Charge per 12 hours		R5 178	R5 799,56	12,00%
Additional time per hour		R462	R516,99	12,00%
Deposit		R3 673	R4 113,75	12,00%
Overtime charges per hour on weekends & public holidays		R259	R289,98	12,00%
1,2 Fund-raising functions by sporting, religious, social & cultural institutions recognized by the Council.				
Charge per 12 hours		R4 254	R4 763,93	12,00%
Additional time per hour		R370	R414,25	12,00%
Deposit		R3 673	R4 113,75	12,00%
Overtime charges per hour on weekends & public holidays		R259	R289,98	12,00%
1,3 Weddings, receptions, parties, choir performances and the like,				
Charge per 12 hours (Hall+Sec 1)		R5 178	R5 799,56	12,00%
Additional time per hour		R462	R516,99	12,00%
Deposit		R3 673	R4 113,75	12,00%
Overtime charges per hour on weekends & public holidays		R259	R289,98	12,00%
2. COMMUNITY ACTIVITIES				
2.1.1 Institutional activities of political, educational, cultural or sporting bodies recognized by the Council.				
Charge per hour: Monday to Thursday		R555	R621,38	12,00%
Deposit		R1 968	R2 203,79	12,00%
2.1.2 Religious Activities (Church Services): Charge per hour				
Monday to Thursday		R555	R621,38	12,00%
Deposit		R1 968	R2 203,79	12,00%
Sundays - minimum 3hrs Hire				
2.2 Activities of the Community Awareness Project and of groups, clubs etc., affiliated with the Project or sponsored by it.				
Per uninterrupted period not exceeding 3 hours: Monday to Thursday		R555	R621,38	12,00%
Deposit		R1 968	R2 203,79	12,00%
2.3 Rehearsals:				
Rehearsals per hour: Monday to Thursday		R462	R516,99	12,00%
Deposit		R1 968	R2 203,79	12,00%
2.4 Overtime charges per hour on weekends & public holidays		R259	R289,98	12,00%

COMMUNITY SERVICES
Community Halls

Scale C

		2022/23	2023/24	
		Excl. Vat	Excl. Vat	% Incr
Bombay Road Hall plus Annexure I or Annexure II				
AF Wood Hall and Annexe				
Grange Hall plus Annexe				
1. PRIVATE FUNCTIONS				
1,1 Profit-making functions, banquets, theatre and the like,				
Charge per 12 hours (Hall+Annex1)	R4 053	R4 539,67	12,00%	
Additional time per hour	R462	R516,99	12,00%	
Deposit	R3 673	R4 113,75	12,00%	
Overtime charges per hour on weekends & public holidays	R259	R289,98	12,00%	
1,2 Fund-raising functions by sporting, religious, social & cultural institutions recognized by the Council.				
Charge per 12 hours (Hall+Annex1)	R3 329	R3 728,29	12,00%	
Additional time per hour	R277	R309,86	12,00%	
Deposit	R3 673	R4 113,75	12,00%	
Overtime charges per hour on weekends & public holidays	R259	R289,98	12,00%	
1,3 Weddings, receptions, parties, choir performances and the like,				
Charge per 12 hours (Hall+Annex1)	R3 699	R4 142,54	12,00%	
Additional time per hour	R462	R516,99	12,00%	
Deposit	R3 673	R4 113,75	12,00%	
Overtime charges per hour on weekends & public holidays	R259	R289,98	12,00%	
2. COMMUNITY ACTIVITIES				
2.1.1 Institutional activities of political, educational, cultural or sporting bodies recognized by the Council.				
Charge per hour: Monday to Thursday	R370	R414,25	12,00%	
Deposit	R1 968	R2 203,79	12,00%	
2.1.2 Religious Activities (Church Services): Charge per hour				
Monday to Thursday	R370	R414,25	12,00%	
Deposit	R1 968	R2 203,79	12,00%	
Sundays - minimum 3hrs Hire				
2,2 Activities of the Community Awareness Project and of groups, clubs etc., affiliated with the Project or sponsored by it.				
Per uninterrupted period not exceeding 3 hours: Monday to Thursday	R555	R621,38	12,00%	
Deposit	R1 968	R2 203,79	12,00%	
2,3 Rehearsals:				
Rehearsals per hour: Monday to Thursday	R333	R372,83	12,00%	
Deposit	R1 968	R2 203,79	12,00%	
2,4 Pre-Schools				
Per uninterrupted period not exceeding 6 hours	R185	R207,13	12,00%	
Deposit	R1 968	R2 203,79	12,00%	
2,5 Overtime charges per hour on weekends & public holidays	R259	R289,98	12,00%	

COMMUNITY SERVICES
Community Halls

Scale D

		2022/23 Excl. Vat	2023/24 Excl. Vat	% Incr
Truro Center – Secondary Hall II				
Bombay Road Hall				
Eastwood Theater				
Eastwood Hall				
AF Wood Hall				
Woodlands Hall				
Grange Hall				
Sobantu				
1. PRIVATE FUNCTIONS				
1,1 Profit-making functions, banquets, theatre and the like,				
Charge per 12 hours		R2 959	R3 314,04	12,00%
Additional time per hour		R462	R516,99	12,00%
Deposit		R3 673	R4 113,75	12,00%
Overtime charges per hour on weekends & public holidays		R259	R289,98	12,00%
1,2 Fund-raising functions by sporting, religious, social & cultural institutions recognized by the Council.				
Charge per 12 hours		R2 219	R2 485,53	12,00%
Additional time per hour		R277	R309,86	12,00%
Deposit		R3 673	R4 113,75	12,00%
Overtime charges per hour on weekends & public holidays		R259	R289,98	12,00%
1,3 Weddings, receptions, parties, choir performances and the like,				
Charge per 12 hours		R2 774	R3 106,91	12,00%
Additional time per hour		R462	R516,99	12,00%
Deposit		R3 673	R4 113,75	12,00%
Overtime charges per hour on weekends & public holidays		R259	R289,98	12,00%
2. COMMUNITY ACTIVITIES				
2.1.1 Institutional activities of political, educational, cultural or sporting bodies recognized by the Council.				
Charge per hour: Monday to Thursday		R370	R414,25	12,00%
Deposit		R1 968	R2 203,79	12,00%
2.1.2 Religious Activities (Church Services): Charge per hour				
Monday to Thursday		R370	R414,25	12,00%
Deposit		R1 968	R2 203,79	12,00%
2,2 Activities of the Community Awareness Project and of groups, clubs etc., affiliated with the Project or sponsored by it.				
Per uninterrupted period not exceeding 3 hours: Monday to Thursday		R555	R621,38	12,00%
Deposit		R1 968	R2 203,79	12,00%
Sundays - minimum 3hrs Hire				
2,3 Rehearsals:				
Rehearsals per hour: Monday to Thursday		R333	R372,83	12,00%
Deposit		R1 968	R2 203,79	12,00%
2,4 Pre-Schools				
Per uninterrupted period not exceeding 6 hours		R185	R207,13	12,00%
Deposit		R1 968	R2 203,79	12,00%
2,5 Overtime charges per hour on weekends & public holidays		R259	R289,98	12,00%

COMMUNITY SERVICES

Community Halls

Scale E

	2022/23 Excl. Vat	2023/24 Excl. Vat	% Incr
Truro Center – Secondary Hall I			
Truro Social Center I			
Truro Social Center II			
Bombay Rd - Annexe I or II			
Eastwood Social Center			
AF Wood Annexe			
Grange Annexe			
Glenwood Hall			
1. PRIVATE FUNCTIONS			
1,1 Profit-making functions, banquets, theatre and the like,			
Charge per 12 hours	R1 849	R2 071,27	12,00%
Additional time per hour	R462	R516,99	12,00%
Deposit	R3 673	R4 113,75	12,00%
Overtime charges per hour on weekends & public holidays	R259	R289,98	12,00%
1,2 Fund-raising functions by sporting, religious, social & cultural institutions recognized by the Council.			
Charge per 12 hours	R1 657	R1 855,86	12,00%
Additional time per hour	R277	R309,86	12,00%
Deposit	R3 673	R4 113,75	12,00%
Overtime charges per hour on weekends & public holidays	R259	R289,98	12,00%
1,3 Weddings, receptions, parties, choir performances and the like,			
Charge per 12 hours	R1 849	R2 071,27	12,00%
Additional time per hour	R462	R516,99	12,00%
Deposit	R3 673	R4 113,75	12,00%
Overtime charges per hour on weekends & public holidays	R259	R289,98	12,00%
2. COMMUNITY ACTIVITIES			
2.1.1 Institutional activities of political, educational, cultural or sporting bodies recognized by the Council.			
Charge per hour: Monday to Thursday	R370	R414,25	12,00%
Deposit	R1 968	R2 203,79	12,00%
2.1.2 Religious Activities (Church Services): Charge per hour			
Monday to Thursday	R370	R414,25	12,00%
Deposit	R1 968	R2 203,79	12,00%
2,2 Activities of the Community Awareness Project and of groups, clubs etc., affiliated with the Project or sponsored by it.			
Per uninterrupted period not exceeding 3 hours: Monday to Thursday	R555	R621,38	12,00%
Deposit	R1 968	R2 203,79	12,00%
Sundays - minimum 3hrs Hire			
2,3 Rehearsals:			
Rehearsals per hour: Monday to Thursday	R333	R372,83	12,00%
Deposit	R1 968	R2 203,79	12,00%
2,4 Pre-Schools			
Per uninterrupted period not exceeding 6 hours	R185	R207,13	12,00%
Deposit	R1 968	R2 203,79	12,00%
2,5 Overtime charges per hour on weekends & public holidays	R259	R289,98	12,00%

COMMUNITY SERVICES
Community Halls

<u>Winston Churchill Theatre</u>	2022/23 Excl. Vat	2023/24 Excl. Vat	% Incr
Full Theatre			
Per day	R4 621	R5 175,78	12,00%
Rehearsals (per hour): Monday to Thursday	R555	R621,05	12,00%
Lascelles Room – Per Performance	R2 773	R3 105,42	12,00%
Lascelles Room – Rehearsal (per hour): Monday to Thursday	R370	R414,09	12,00%
Deposit	R4 734	R5 302,46	12,00%
Deposits for Live Shows at the Winston Churchill Theatre	R6 100	R6 832,05	12,00%
Overtime labour charges per hour on weekends & public holidays	R259	R289,81	12,00%

** Confirmation of Hire subject to obtaining a permit from the Environmental Health Division of the Msunduzi Municipality.

MISCELLANEOUS CHARGES

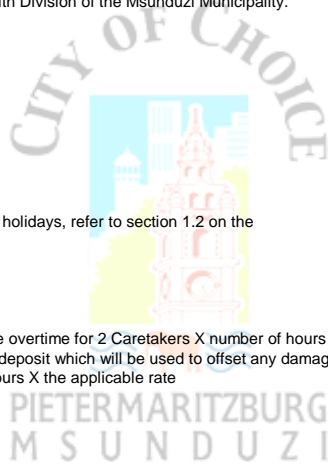
1	Excessive cleaning after functions (per hour)	R555	R621,38	12,00%
2	Cooking facilities (Including gas, pot, spoons)	R647	R724,61	12,00%
3	Extra time after midnight			
4	SAMRO Performing Rights – per function	R92	R103,56	12,00%

GENERAL COMMENTS

For tariff rates on Community based activities/functions on weekends and public holidays, refer to section 1.2 on the tariff schedule.

Daily pre-school hire is restricted to Annexe and Secondary Halls.

In the event of the Free use of halls on weekends, the hirer is required to pay the overtime for 2 Caretakers X number of hours
All free use bookings: Hirers to provide their own toiletries and pay the required deposit which will be used to offset any damages to Council property
Excessive cleaning: The Hirer is required to pay for 4 General employees X 5 hours X the applicable rate



**COMMUNITY SERVICES
SPORT AND RECREATION
Cemetery**


**Mountain Rise Cemetery
Cemetery and Crematoria Tariffs**

A. Cemetery Tariffs for Residents

		2022/23 Excl. Vat	2023/24 Excl. Vat	% Incr
1	Private Graves			
	Reserved Site (including maintenance levy)	R6 655	R7 453	12,00%
	Unreserved Site – Adult (including maintenance levy)	R5 545	R6 211	12,00%
	Child under 12 years of age (including maintenance levy)	R2 921	R3 271	12,00%
	Child under 1 year or stillborn (including maintenance levy)	R1 867	R2 091	12,00%
	Ashes	R259	R290	12,00%
	Second Internment –			
	Adult	R1 017	R1 139	12,00%
	Child	R462	R518	12,00%
2	Public Grave			
	Adult	R1 386	R1 553	12,00%
	Child under 12 years of age	R647	R725	12,00%
	Child under 1 year or stillborn	R296	R331	12,00%
The charge for the burial of newly born child and mother in the same coffin shall be the same as for a single adult.				
3	Miscellaneous			
	Exhumation of body	R2 921	R3 271	12,00%
	Permit to erect memorial per grave site	R555	R621	12,00%
	Permit to erect kerbs only – (No inscription) per grave site	R277	R311	12,00%
	Permit to add inscription	R277	R311	12,00%
	Transfer of Grave Site	R277	R311	12,00%
	Rental of Storage Material Bins (payable annually in advance) per annum	R213	R238	12,00%
	Overtime labour charge additional to normal burial fees for funeral commenced or concluded after 16H00 per funeral, per hour or part thereof	R296	R331	12,00%
	Lengthening or widening of Graves	R813	R911	12,00%
	Overtime labour charge in addition to the normal burial fee, for burials			
	On Saturday	R407	R455	12,00%
	On Sundays an public holidays per burial	R555	R621	12,00%
	Late arrival of body for burial (for each quarter of an hour or part thereof)	R277	R311	12,00%

**COMMUNITY SERVICES
SPORT AND RECREATION
Crematoria**

		2022/23 Excl. Vat	2023/24 Excl. Vat	% Incr
B. Crematorium Tariffs for Residents				
1	Cremation Fees:			
	Person over 12 years of age	R2 085	R2 335	12,00%
	Child 12 years of age and under	R521	R584	12,00%
	Person certified as indigent	R486	R545	12,00%
	Overtime labour charge additional to normal Cremation fees for cremations on Saturdays Cremation fees for cremations on Sundays and public holidays per cremation	R382 R513	R428 R574	12,00% 12,00%
2	Space for Tablet at Memorial Wall Note: Space for tablet may not be purchased except for immediate use, and shall be allocated in sequence upon application to the Registrar. The tablets shall be of white marble 30mm thick and of such a length and breadth as to fit into a recess 22.5 mm wide by 175 mm high. The finished face of the tablet shall be recessed 6mm from the face of the brick surround. Space for inscribed tablet Each subsequent inscription thereon	R638 R259	R714 R290	12,00% 12,00%
3	Niche is columbarium and deposit therein of ashes Note: Niches may not be purchased except for the immediate deposit of ashes and shall be allocated in sequence upon application to the Registrar. The niche must be sealed by a white marble tablet 25 mm thick and of such a length and breadth as to fit an opening 260 mm wide by 195 mm high. The finished face of the tablet shall be recessed 6 mm from the face of the brick surround. Purchase of Niche Each subsequent deposit of ashes in the same niche	R1 756 R462	R1 967 R518	12,00% 12,00%
4	Safekeeping of ashes for a period exceeding 14 days from day of cremation, per week or part thereof Note: If the ashes are removed or scattered in the Garden of Remembrance by a representative of the deceased within 14 days of the cremation, this charge will not be made.	R185	R207	12,00%
5	Purchase of grave 60 cm x 38 cm and interment of urn or casket containing ashes Each subsequent deposit of ashes in the same grave Note: Graves may not be purchased except for immediate use and shall be allocated in sequence upon application to the Registrar.	R323 R213	R362 R238	12,00% 12,00%



**COMMUNITY SERVICES
SPORT AND RECREATION**
Crematoria

		2022/23 Excl. Vat	2023/24 Excl. Vat	% Incr
6	Late arrival of body at Crematorium (For each quarter or part thereof)	R240	R269	12,00%
7	Permit to erect memorial	R194	R217	12,00%
8	Use of Chapel			

C. Tariffs for Non-Residents

The scale of charges for non-residents shall be **double** the scale of residents, except in respect of charges for additional or overtime labour.

Azalea Cemetery Fee

1	Grave Sites – Residents			
	Family Grave	R240	R269	12,00%
	Single Grave	R185	R207	12,00%
	Child's Grave (12yrs and younger)	R176	R197	12,00%
	Grave for stillborn Child	R148	R166	12,00%
	Exhumation	R2 080	R2 329	12,00%
	Reburial	R213	R238	12,00%
	Enlargement of Grave	R185	R207	12,00%
	Sundays and Public Holidays	R555	R621	12,00%
2	Grave Sites – Non-Residents			
	Family Grave	R481	R538	12,00%
	Single Grave	R370	R414	12,00%
	Child's Grave (12yrs and younger)	R346	R387	12,00%
	Grave for stillborn Child	R296	R331	12,00%
	Exhumation	R2 080	R2 329	12,00%
	Reburial	R425	R476	12,00%
	Enlargement of Grave	R1 091	R1 221	12,00%

Once the Azalea Cemetery is closed, the Mountain Rise Cemetery will be effective as a one tariff structure for cemeteries.

**COMMUNITY SERVICES
SPORT AND RECREATION**
Horticulture

		2022/23 Excl. Vat	2023/24 Excl. Vat	% Incr
<u>Production and Display</u>				
1	Loan and Hire of Plants and other Decorative Features			
	Non profit organizations will be afforded the loan of palms for the decoration of functions that are to the benefit of the community and the upliftment of the City.			
	Profit making organizations – Hire of Palms per unit per function For functions that are to the benefit of the community and the upliftment of the City.	R139	R148	7,00%
	Damages incurred to plants and decorative features while on loan/hire are for the account of the organization.			
2	City Hall – Main Hall			
	Wings of Stage	R1 229	R1 315	7,00%
	Full Stage	R12 339	R13 202	7,00%
	Reception Point	R1 220	R1 305	7,00%
	Organ Steps	R2 449	R2 621	7,00%
	Base of Stage	R3 078	R3 293	7,00%
	Foliage Division	R3 078	R3 293	7,00%
	Palms around the Hall	R2 163	R2 314	7,00%
3	City Hall – Other Decorations			
	Water Feature (5m diam)	R11 091	R11 867	7,00%
	Fountain (1-1.5m diam)	R1 534	R1 642	7,00%
	Two meter diameter Decoration	R1 229	R1 315	7,00%
4	Sale of Plants			
4.1	Trees, Shrubs and Ground cover			
	Nursery Bag Size 1 (3l)			
	Wholesale	R28	R30	7,00%
	Retail	R37	R40	7,00%
	Nursery Bag (5l)			
	Wholesale	R65	R69	7,00%
	Retail	R92	R99	7,00%
	Nursery Bag Size 4 (8l)			
	Wholesale	R92	R99	7,00%
	Retail	R139	R148	7,00%
	Nursery Bag Size 6 (20l)			
	Wholesale	R129	R138	7,00%
	Retail	R240	R257	7,00%
	Nursery Bag (50l)			
	Wholesale	R444	R475	7,00%
	Retail	R924	R989	7,00%
	Nursery Bag (100l)			
	Wholesale	R592	R633	7,00%
	Retail	R1 202	R1 286	7,00%



**COMMUNITY SERVICES
SPORT AND RECREATION**
Horticulture

<u>Production and Display</u>			2022/23 Excl. Vat	2023/24 Excl. Vat	% Incr
4.2 Seedlings	Per Seedling				
		Wholesale	R9	R10	7,00%
		Retail	R9	R10	7,00%
4.3 Cuttings	Depending on size and species, contract grown in trays of 80 or loose:				
		Wholesale	R9	R10	7,00%
		Retail	R18	R20	7,00%
5	Hire of Park Facilities Alexandra Park, Exclusive use of a specific area in the Park for Functions: Weddings, Wedding receptions, Gatherings etc. end of the year parties (per day or part thereof)		R810	R867	7,00%
	Use per 15 amp Plug Point		R111	R119	7,00%
6	Hire of Demo Gardens, Percy Taylor Rockery, Mayor's Garden (Alexandra Park) and Wylie Park Recreation Functions: Weddings, Wedding receptions, end of the year parties etc. (per day or part thereof)		R3 078	R3 293	7,00%
	Use for photo sessions (per hour or part thereof)		R131	R140	7,00%
7	Hire of Wylie Park Gardens Functions: Weddings, Wedding receptions, end of the year parties etc. (per day or part thereof)		R3 078	R3 293	7,00%
	Use for photo sessions (per day or part thereof)		R139	R148	7,00%
8	Commercial and Non Commercial Events				
(a)	Hire by clubs, associations, schools,welfare & religious organisations (per day) If a gate levy is charged then the hire fee will either be 15% of gross gate levy or the tariff , which ever is greater (for non commercial purposes)		R9 900	R10 593	7,00%
(b)	Hire by other persons (per day or part thereof). Hire by commercial users (per day) or part thereof where gate levy is charged or for commercial purposes, such as advertising, concerts, conventions etc. (Commercial)		R12 375	R13 242	7,00%
(c)	Meetings arranged by Councillors for the purpose of informing and educating the community on matters directly affecting them subject to the approval by the Deputy Head : PLC or his nominee and that hires paying the full tariffs will have preference.		No Charge	No Charge	
(d)	Hire of a non-sporting event where "setting up" is required, prior to the day of the event. (Per day or part thereof)		R1 238	R1 324	7,00%
(e)	Hire by users to promote a merchandise / products, where a gate levy is not charged:				
	Commercial users		R12 375	R13 242	7,00%
	(i) Non Profit organisations		R12 375	R13 242	7,00%
	(ii) Council Events		No Charge	No Charge	

The GM: Community Services and and Manager: Recreational & Sporting be granted delegated authority to waive charges
in respect of item 1,5 and 6 for institutional activities of political, educational, cultural or sporting bodies recognized by the Council.

**COMMUNITY SERVICES
SPORT AND RECREATION
Pool Tariffs**

Swimming Pool Tariffs

Summer

Buchanan St. Pool
Berg St. Pool
Pilditch Pool
Olympic Pool
Alexandra Pool
Eastwood Pool
Sobantu Pool

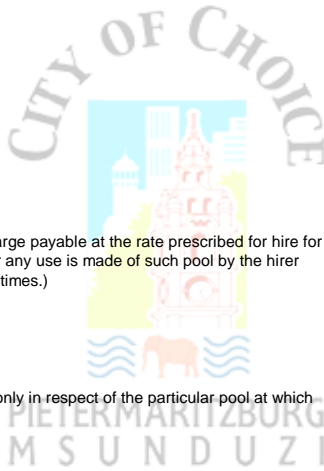
Winter

			2022/23 Excl. Vat	2023/24 Excl. Vat	% Incr
	Buchanan St. Pool				
1	Daily Adults	Summer	R14	R16	12,00%
		Winter	R19	R22	12,00%
	Junior (U-16 and Scholars)	Summer	R9	R11	12,00%
		Winter	R14	R16	12,00%
	Scholars accompanied by teacher in official groups	Summer	R4	R4	12,00%
		Winter	R7	R8	12,00%
	Minimum Charge	Summer	R28	R31	12,00%
		Winter	R41	R45	12,00%
	2 Monthly Adults	Summer	R122	R137	12,00%
		Winter	R142	R159	12,00%
	Junior (U-16 and Scholars)	Summer	R91	R101	12,00%
		Winter	R109	R122	12,00%
	Season Tickets Adults	Summer	R479	R536	12,00%
		Winter	R479	R536	12,00%
	Juniors	Summer	R259	R290	12,00%
		Winter	R290	R325	12,00%



**COMMUNITY SERVICES
SPORT AND RECREATION
Pool Tariffs**

		2022/23 Excl. Vat	2023/24 Excl. Vat	% Incr
3	The GM: Community Services and and Manager: Recreational & Sporting be granted delegated authority to waive the above charges in special circumstances for schools or organized groups such as street children, orphanages, municipal development programs etc. that make use of the facilities.			
4	Social Welfare Pensioners will be admitted free of charge.	No Charge	No Charge	
5	Use of the pool by professional swimming coach: To instruct competitive swimmers: Per hour or part thereof	R240	R269	12,00%
6	Hire of Pool for summer Galas per morning or afternoon session per evening session	R619 R848	R694 R950	12,00% 12,00%
7	Hire of pool for bona fide swimming Club Nights Summer Mondays to Fridays only Per half hour or part thereof Hire of Buchanan pool (Winter) Per half hour or part thereof	R100 R109	R112 R122	12,00% 12,00%
(Provided that in respect of the tariffs under item 6, there shall be a minimum charge payable at the rate prescribed for hire for a half hour, or part thereof, for every night a pool is hired, irrespective of whether any use is made of such pool by the hirer that night. In respect of items 5 & 7 the use of pools must be after public bathing times.)				
8	Use of electronic timing system at Alexandra Pool: Per morning or afternoon session Per evening session	R399 R579	R447 R648	12,00% 12,00%
9	Admission tickets other than monthly and season tickets shall be valid only in respect of the particular pool at which they were bought.			
10	Super tube per hour (exclusive use) Casual Rides per half hour (exclusively used by groups) Casual Rides per half hour (per person)	R508 R259 R30	R569 R290 R33	12,00% 12,00% 12,00%
11	The Community Services Committee reserves the right to allow free use of swimming pools by the public on specified days or hours of the day.			



COMMUNITY SERVICES
SPORT AND RECREATION
Sport and Recreation Facilities

		2022/23	2023/24	
		Excl. Vat	Excl. Vat	% Incr
<u>Sport and Recreation Facilities</u>				
1	Fleamarkets: Per day or part thereof			
	Maritzburg Oval Arts and Crafts Market Site (Alexandra Park)	R2 893	R3 240	12,00%
	Upmarket Site (Next to Kershaw Park Tennis Courts)	R2 314	R2 592	12,00%
	Public Open spaces or sport facility sites	R810	R907	12,00%
	Electricity per 15 amp plug per day	R124	R139	12,00%
2	Fee for the hire of grounds excluding floodlight, material and special preparation and cleaning:			
	Oval per day or part thereof	R1 510	R1 691	12,00%
	Training session – three hours	R142	R159	12,00%
	Fee for the hire of Harry Gwala Stadium			
	Excluding floodlights, material, marking and special preparation and cleaning			
	Per day or part thereof	R9 991	R11 190	12,00%
	Refundable Deposit	R9 991	R11 190	12,00%
	Use of functions room			
	Per day or part thereof	R4 002	R4 482	12,00%
	Use of field for training purposes			
	Per hour	R509	R570	12,00%
	Caluza Sport facility			
	Field			
	Between 07:00-12:00	R161	R180	12,00%
	Between 12:00-18:00	R161	R180	12,00%
	Between 18:00-24:00	R161	R180	12,00%
	Full Day	R278	R312	12,00%
	Sport Hall			
	Full Day or part there of	R3 094	R3 465	12,00%
	Refundable Deposit	R3 094	R3 465	12,00%
	Northdale/Imbali Stadium/s			
	Between 07:00-12:00	R667	R747	12,00%
	Between 18:00-24:00	R603	R676	12,00%
	All other soccer/rugby/grass hockey/polocrosse and cricket fields			
	Between 07:00-12:00	R162	R181	12,00%
	Between 12:00-18:00	R162	R181	12,00%
	Between 18:00-24:00	R162	R181	12,00%
	Full Day	R278	R311	12,00%
	Seasonal Lease by associations, clubs, federations per se	R1 848	R2 070	12,00%
	Astro Hockey Field			
	Between 07:00-12:00	R508	R569	12,00%
	Between 12:00-17:00	R508	R569	12,00%
	Between 17:00-24:00	R508	R569	12,00%
	Wadley Stadium			
	Between 07:00-12:00	R508	R569	12,00%
	Between 12:00-17:00	R508	R569	12,00%
	Tennis/netball/volleyball/combi court			
	with lights per hour	R59	R66	12,00%
	without lights per hour	R50	R56	12,00%
	Squash Courts per hour	R50	R56	12,00%
3	All Sport Halls			
	For use by schools or sport associations per hour	R100	R112	12,00%
	Non sport associations per six hours or part thereof	R625	R700	12,00%
	Deposit (Refundable)	R601	R673	12,00%
4	Hire of sportsfield for non-sporting events	R3 069	R3 437	12,00%

**COMMUNITY SERVICES
SPORT AND RECREATION**
Sport and Recreation Facilities

		2022/23 Excl. Vat	2023/24 Excl. Vat	% Incr
4	Floodlight fees per hour			
	Oval – Level 1	R667	R747	12,00%
	- Level 2	R1 052	R1 178	12,00%
	- Level 3	R1 547	R1 733	12,00%
	Harry Gwala	R2 505	R2 805	12,00%
	Northdale Stadium	R613	R686	12,00%
	Protea Center – Ground Number 1	R185	R207	12,00%
	Protea Center – Ground Number 2	R140	R157	12,00%
	Dales Park Soccer	R140	R157	12,00%
	Dales Park Rugby	R140	R157	12,00%
	Dare Osborne	R140	R157	12,00%
	Qokololo			
	Ashdown	R140	R157	12,00%
	Sobantu	R140	R157	12,00%
	Wadley Stadium	R140	R157	12,00%
	AB Jackson Hockey Field	R808	R905	12,00%
	All other fields with Lights	R140	R157	12,00%
5	Three phase power – all facilities	R3 185	R3 568	12,00%
6	Equipment Hire Charge			
	Refundable Deposit	R924	R1 035	12,00%
	Daily Hire Charge	R140	R157	12,00%
	SPORTSFIELDS			
(a)	Hire by clubs, associations, schools, welfare & religious organisations (per day) If a gate levy is charged then the hire fee will either be 15% of gross gate levy or the tariff, whichever is greater (for non commercial purposes)	R9 900	R11 088	12,00%
(b)	Hire by other persons (per day or part thereof). Hire by commercial users (per day) or part thereof where gate levy is charged or for commercial purposes, such as advertising, concerts, conventions etc. (Commercial)	R12 375	R13 860	12,00%
(c)	Meetings arranged by Councillors for the purpose of informing and educating the community on matters directly affecting them subject to the approval by the Deputy Head : PLC or his nominee and that hires paying the full tariffs will have preference.	No Charge	No Charge	
(d)	Hire of a non-sporting event where "setting up" is required, prior to the day of the event. (Per day or part thereof)	R1 238	R1 386	12,00%
(e)	Hire by users to promote a merchandise / products, where a gate levy is charged:			
	Commercial users	R12 375	R13 860	12,00%
	(i) Non Profit organisations	R12 375	R13 860	12,00%
	(ii) Council Events	No Charge	No Charge	

SPORT AND RECREATION
Sport and Recreation Facilities

		2022/23 Excl. Vat	2023/24 Excl. Vat	% Incr
7	Athletics Track Stadium Day 7:00 to 17:00			
	Refundable Deposit	R3 094	R3 465	12,00%
	Stadium Hire per day W/ VIP	R12 375	R13 860	12,00%
	Stadium Hire per day W/O VIP	R9 900	R11 088	12,00%
	Stadium Hire per Hour in excess of booking per day only	R557	R624	12,00%
	VIP Suite / Meeting Room per day or part thereof	R2 475	R2 772	12,00%
	Schools/Clubs excl. Floodlights per hour minimum of three hours Deposit			
	Concert/ Religious/Non Athletics event per day Deposit	R30 938 R9 900	R34 651 R11 088	12,00% 12,00%
	Floodlights Charges			
	Floodlights per hour	R2 475	R2 772	12,00%
	Schools/Clubs excl. Floodlights per hour minimum of three hours	R619	R693	12,00%
	Athletics Meetings			
	International Removed and included in Prestige & International			
	Prestige(International)	R24 751	R27 721	12,00%
	National	R18 563	R20 791	12,00%
	Provincial	R12 375	R13 860	12,00%
	Invitational	R12 375	R13 860	12,00%
	Regional	R6 188	R6 930	12,00%
	Inter-schools	R6 188	R6 930	12,00%
	Schools	R3 094	R3 465	12,00%
	Daily Coaching Activities			
	Registration Fee Coaches per annum	R1 238	R1 386	12,00%
	Private Coaches Registered with Stadium per month	R186	R208	12,00%
	School Groups Registered with Stadium per month/ per athlete	R62	R69	12,00%
	School Athletes Sponsored per month / per athlete	R62	R69	12,00%
	Individual Athletes / Self Coached per month	R124	R139	12,00%
	Gymnasium Members per annum	R1 856	R2 079	12,00%
	Use of Equipment			
	Hire of timing equipment (excluding operator) (Use of stadium operator only)	R2 475	R2 772	12,00%
	Other equipment (Track and field equipment) User is liable for any and all damages/breakage	R6 188	R6 930	12,00%
	Commercial Contract			
	Suite Leases - Annual	R26 731	R29 938	12,00%
	Suite Leases - Event	R6 188	R6 930	12,00%
	Gymnasium Lease	R61 877	R69 302	12,00%
	Category			
	Restaurant Caterin Contract per annum	R12 375	R13 860	12,00%
	Office Rental per month	R1 238	R1 386	12,00%
	Sports Shop Athletics per month	R2 475	R2 772	12,00%
	Overtime /Cleaning Charges per hour as per municipal staff rates			
	Advertising and Sponsorship			
	Advertisng around the Track per advertising board	R4 455	R4 990	12,00%
	Naming Rights dependant on market drive			
	Event Sponsorship dependant on marketing drive			
8	Hire of Bisley Valley and Ferncliffe Nature Reserves Resource Centres			
	Per Day or part thereof	R774	R867	12,00%
	Refundable Deposit	R521	R583	12,00%
9	The The GM: Community Services and and Manager: Recreational & Sporting be granted delegated authority to waive the above charges in special circumstances for schools or organized groups such as street children, orphanages etc. that makes use of the facilities			



**COMMUNITY SERVICES
SPORT AND RECREATION
Libraries**

		2022/23 Excl. Vat	2023/24 Excl. Vat	% Incr
1	Over due materials			
(a)	Fines for overdue books, audio-visual material and other media (Excluding videos and DVD's)			
	<u>Adults</u>			
	10 days grace			
	per book or item per week for 8 weeks	R1,71	R1,82	7,00%
	maximum fine per book or item	R8,29	R8,87	7,00%
	maximum fine per adult member	R78,71	R84,22	7,00%
	<u>Children & Young Adults</u>			
	10 days grace			
	per book or item per week for 5 weeks	R1,71	R1,82	7,00%
	maximum fine per book or item	R8,29	R8,87	7,00%
	maximum fine per juvenile or young adult member	R78,71	R84,22	7,00%
(b)	Fines for overdue videos and DVD's			
	<u>Adults, children and young adults</u>			
	No grace period			
	per item per day for 8 days	R1,71	R1,82	7,00%
	maximum fine per item	R8,29	R8,87	7,00%
2	Damaged Books			
	Torn pages – per page	R6,56	R7,02	7,00%
	Torn or lost book barcode – per barcode	R19,68	R21,05	7,00%
	Torn book pockets	R10,49	R11,23	7,00%
	Damage to book spine	R13,12	R14,04	7,00%
	Damage to book – to be assessed on return to librarian			
3	Lost Books			
	Original purchase price			
4	Membership Fees			
	Membership			
	Replacement barcode	R15,74	R16,84	7,00%
	Replacement pockets - each	R5,25	R5,61	7,00%
5	Photocopy Charges			
	For every photocopy of an A4 size page or part thereof	R0,79	R0,84	7,00%
	For every photocopy of an A3 size page or part thereof	R1,71	R1,82	7,00%
Note: These photocopy charges apply to the Library only. The photocopy charges reflected elsewhere in this document apply to the business units specified.				
6	Laser Printing			
	Colour	R15,74	R16,84	7,00%
	Black & White	R3,94	R4,21	7,00%
7	Hire Charges (bookings only within library hours)			
	Non-Government Organisations (NGO's)	R 0,00	R 0,00	
	per hour or part thereof			
	Auditorium	R157,41	R168,43	7,00%
	Boardroom	R157,41	R168,43	7,00%

COMMUNITY SERVICES
PUBLIC SAFETY AND EMERGENCY SERVICES
Fire and Emergency Services

	2022/23	2023/24	
	Incl. Vat	Incl. Vat	% Incr

Except as is specifically otherwise provided, these tariffs determine the fees payable by a Controlling Authority, Governing Body or any other person in terms of Section 10 (1) of the Fire Brigade Services Act 99 of 1987 on whose behalf the Fire and Rescue Services of the Msunduzi Council is applied outside or inside the area of jurisdiction of the Council:

- (a) For the attendance of services
- (b) For the use of the services and any equipment, or
- (c) For any material consumed

Any person who feels aggrieved by an assessment of the charges raised may within 14 days after receipt of that assessment object in writing against that assessment as such, or the amount thereof, to the Municipal Manager of the Msunduzi Council, whereby the Council may confirm, alter or revoke the assessment.

Tariff of Charges for Services Rendered at Fire and Special Service Incidents

1 For Services Rendered at Incidents Classified as Fire and Rescue:
per hour or part thereof

1,1 Structural	R2 670,53	R2 857,47	7,00%
1,2 Transport	R2 127,16	R2 276,06	7,00%
1,3 Fire – Vegetation, Grass, Bush, Rubbish or Plantation	R1 735,96	R1 857,48	7,00%
1,4 Fire – Hazmat	R2 670,53	R2 857,47	7,00%
1,5 Fire – Other	R1 661,20	R1 777,48	7,00%
1,6 Special Service – Transport	R1 331,76	R1 424,99	7,00%
1,7 Special Service – Structural	R1 331,76	R1 424,99	7,00%
1,8 Special Service – Hazmat	R2 670,53	R2 857,47	7,00%
1,9 Special Service – Water	R1 331,76	R1 424,99	7,00%
1,10 Special Service – Other	R1 331,76	R1 424,99	7,00%
1,11 Out of Area			

Applicable rate as per incident plus 50% of applicable category plus charge

- 1,12 For consumables used at any incident
Cost of consumables used plus 15%

2 Tariff of Charges in respect of the attendance & employment of Special Appliances and Plant to Fire & Rescue incidents

For the attendance and employment (per hour or part thereof) of a:

2,1 High Rise Fire fighting Appliance	R1 331,76	R1 424,99	7,00%
2,2 Water Foam Carrier	R1 331,76	R1 424,99	7,00%
2,3 Foam Tanker and / or Foam Service Vehicle	R1 331,76	R1 424,99	7,00%
2,4 Mobile Lighting Unit	R1 331,76	R1 424,99	7,00%

3 Tariff of Charges in respect of the employment of Outside Agencies at any incident

For costs incurred as a result of the employment of an outside agency in:
the mitigation of any incident

Cost incurred plus 15% of applicable charge

4 Tariff of Charges in respect of Fire Prevention Services

4,1 For the attendance of staff at stage/theatre performances standby duty and the like, per staff member			
First Hour	R266,35	R285,00	7,00%
Per Hour thereafter	R142,52	R152,50	7,00%
4,2 For scheduled inspections, consultations, inspections of safety exits & appliances in public buildings			
First Hour	R266,35	R285,00	7,00%
Per Hour thereafter	R130,84	R140,00	7,00%
4,3 For the monitoring of direct alarm links – per alarm p.m.	R200,93	R215,00	7,00%
4,4 For a certified copy of a fire report - per copy	R266,35	R285,00	7,00%
4,5 For issuing a certificate of Registration - per certificate	R63,08	R67,50	7,00%
4,6 For issuing a certificate of Competence – per certificate	R665,88	R712,49	7,00%
4,7 For a copy of a Fire Investigation Report - per copy	R990,64	R1 059,99	7,00%
4,8 For the monitoring of non-emergency telephone lines (after hours complaints etc) – per line per annum	R41 672,49	R44 589,57	7,00%

COMMUNITY SERVICES
PUBLIC SAFETY AND EMERGENCY SERVICES
Fire and Emergency Services

	2022/23 Incl. Vat	2023/24 Incl. Vat	% Incr
5 Tariff of Charges in respect of Professional Fire Fighting and Rescue Training Course			
(Per Candidate excluding course materials, accommodation etc.)			
5,1 Fire Fighter One	R14 154,07	R15 144,85	7,00%
5,2 Fire Fighter Two	R4 707,90	R5 037,45	7,00%
5,3 Hazmat 1 st Responder (Awareness)	R2 193,90	R2 347,48	7,00%
5,4 Hazmat 2 nd Responder (Operations)	R6 289,66	R6 729,93	7,00%
5,5 Fire Officer One	R5 878,45	R6 289,94	7,00%
5,6 Handling of Chlorine Emergencies	R934,57	R999,99	7,00%
5,7 Elementary Breathing Apparatus	R934,57	R999,99	7,00%
5,8 Aerial Appliance (HPP)	R1 885,50	R2 017,48	7,00%
5,9 Vehicle Rescue & Extrication	R3 144,83	R3 364,97	7,00%
5,10 Elementary Fire fighting, Fire prevention (Disaster Management)	R308,41	R330,00	7,00%
5,11 Pump Operator/Driver – Basic Course	R1 888,32	R2 020,50	7,00%
5,12 Pump Operator/Driver – IFSAC Course	R3 775,66	R4 039,96	7,00%
5,13 Re-Issue of Certificates - per certificate	R154,20	R165,00	7,00%
6 Tariff of Charges for the Certification for Fire Fighting 1 & 2 (Challenging) at 10% of Course Fee (Per Candidate)			
6,1 Fire Fighter One	R1 411,20	R1 509,99	7,00%
6,2 Fire Fighter Two	R467,29	R500,00	7,00%
6,3 Hazmat (Awareness)	R217,29	R232,50	7,00%
6,4 Hazmat (Operations)	R626,16	R669,99	7,00%
6,5 Fire Officer One	R626,16	R669,99	7,00%
6,6 Instructor One	R626,16	R669,99	7,00%
7 Tariff of Charges for the Use of Training Staff and Facilities			
7,1 For the use of Lecture rooms and facilities for the purposes of seminars and symposia per lecture room per day	R990,64	R1 059,99	7,00%
7,2 For the attendance of training personnel on training courses out of the area of jurisdiction. per lecture per day	R665,88	R712,49	7,00%
7,3 For the attendance of training personnel at accreditation for emergency service courses/challenges held in terms of regulations framed under IFSAC – (International Fire Services Accreditation Committee) per module per candidate	R329,44	R352,50	7,00%
7,4 Re-Issue of Certificates			
Cost plus 15% of applicable IFSAC tariff			
8 Tariff of Charges in respect of Hose Charges			
8,1 Testing, scrubbing and drying of hose per length	R259,34	R277,50	7,00%
8,2 Testing, scrubbing and drying of Hazmat contaminated hose - per length	R521,02	R557,49	7,00%
plus cost of any consumables used in decontamination			
plus 15% of cost of consumables			
8,3 Seizing of Couplings to hose – per coupling	R259,34	R277,50	7,00%
8,4 Repairing of Hose – per length	R259,34	R277,50	7,00%
plus materials at cost plus 15%			
9 Tariff of Charges in respect of the attendance & employment of Special Appliances and Plant to standby at sports & special events			
For attendance and employment (per hour or part thereof)			
9,1 High Rise fire fighting appliance	R688,34	R736,52	7,00%
9,2 Water Carrier	R344,17	R368,26	7,00%
9,3 Mobile lighting unit	R344,17	R368,26	7,00%
9,4 Major pumper	R688,34	R736,52	7,00%
9,5 Light pumper	R344,17	R368,26	7,00%

COMMUNITY SERVICES
PUBLIC SAFETY AND EMERGENCY SERVICES
Fire and Emergency Services

	2022/23 Incl. Vat	2023/24 Incl. Vat	% Incr
10 Tariff of Charges in respect of Various Miscellaneous Services and Hire Charges per hour or part thereof in respect of 10.1 – 10.4			
10,1 Hire of Portable Pump and related equipment	R495,32	R529,99	7,00%
10,2 Hire of Extension Ladder	R495,32	R529,99	7,00%
10,3 Gaining Access/Lock-Outs	R495,32	R529,99	7,00%
10,4 Miscellaneous Service – per service	R495,32	R529,99	7,00%
10,5 In addition to the above applicable charge, mileages for out of area call- outs are as follows - per km			
Heavy duty vehicles	R12,38	R13,25	7,00%
Light duty vehicles	R7,43	R7,95	7,00%

All tariffs reflected above are inclusive of VAT

- 11 **General Comments:**
- 11,1 Any Fire, Rescue or other emergency incident involving property or activities of the Msunduzi Municipality shall not attract charges.
- 11,2 Any incident of a humanitarian nature or request for assistance of a humanitarian nature shall not attract charges.
- 11,3 Services performed in the assistance of Community projects or departmental public relations exercises and displays shall not attract charges.
- 11,4 The applicable attendance rate charge shall be calculated from the time that the first arriving appliance is in attendance at an incident until the last departing appliance leaves the scene at the conclusion of the incident, due allowances being made for breakdown or mishap or time occupied by relief personnel.
- 11,5 When the time used to calculate the applicable attendance rate charge is less than 30 minutes no charge shall be raised.
- 11,6 Explanation of Terminology:
- i) **Hazmat** stands for Hazardous Material and refers to incidents that involve materials and chemicals that **require an extraordinary response and the use of specialist equipment in order to resolve the incident.**
- ii) **Out of Area** means a response to any physical location that is outside of the recognised area of jurisdiction of the Msunduzi Municipality.
- iii) **Structural** means any building regardless of construction type or occupancy.
- iv) **Transport** means mechanical transportation of any means.
- 11,7 Whenever the Chief Fire Officer deems it necessary in the interests of public safety and in order to preserve life and property and as often as he thinks fit, arrangements shall be made for an inspection and/or attendance service to be provided in respect of premises used as public buildings or sports and recreational events.
- 11,8 The following persons shall be jointly and severally liable in this section:
- 11.8.1 The owner/s of all property damaged or destroyed or under threat of damage or destruction by fire, accident or other mishap in respect of which the service is rendered or the materials are supplied.
- 11.8.2 The person or owner or the owner's spouse, child, employee or agent whose wrongful act or omission was the direct cause of the circumstances which make the rendering of the service necessary in the opinion of the Chief Fire Officer or any other officer acting with his authority.
- 11.8.3 The person responsible or whose alarm system was responsible for the summoning of the service where, in the opinion of the Chief Fire Officer, such summoning was unwarranted, or was no reasonable justification thereof.

COMMUNITY SERVICES
PUBLIC SAFETY AND EMERGENCY SERVICES
Traffic and Security

		2022/23 Excl. Vat	2023/24 Excl. Vat	% Incr
1	The Removal of Light Motor Vehicles from Public Roads and Public Spaces			
2	Release of Impounded Vehicles	R1 016,63	R1 087,80	7,00%
3	Impounding Fees per day	R111,50	R119,31	7,00%
4	Escort Fee (per officer per hour)	R596,86	R638,64	7,00%
5	Traffic Officer for By-Law 23A (Council Resolution)	NO CHARGE	NO CHARGE	
6	Service of Summons:			
	Personal	R72,66	R77,75	7,00%
	Non-Personal	R55,48	R59,36	7,00%
7	Events (per officer per hour)	R262,36	R280,72	7,00%
8	Taxi Stand Permits	R406,65	R435,12	7,00%
9	Permit Application	R154,69	R165,52	7,00%
10	Late Applications for the Renewal of Taxi Stand Permits	R154,69	R165,52	7,00%
11	Junior Traffic Centre	R928,15	R993,12	7,00%



INFRASTRUCTURE SERVICES
Electricity Management

2022/23 Excl. Vat	2023/24 Excl. Vat	% Incr
----------------------	----------------------	--------

Key Tariff Rules applicable to Domestic Tariffs

1. Customer is allowed one free MCB change per 12 months period, however a customer who is Customer are allowed to migrate from credit to prepaid but if the customer has chosen to do so, the same customer will not be allowed to migrate back to credit - this is due to the fact that the Municipality is intending to phase out credit system and migrate all customers to prepaid system. Therefore the customer should do their analysis properly before an application to migrate is lodged with the Municipality.
2. The supply provided as per the application for new supply or for an upgrade will only be changed after 12 months of taking supply, the application for a downgrade of MCB within the first 12 months of taking supply may not be entertained.
3. The act of scratching the MCB, replacing Municipal MCB with other MCBs and any other interference with the MCB is regarded as tampering, any customer whose MCB has been found
4. Any domestic supply that takes supply greater than 70 kVA shall be classified as large power user and be charged a standard tariff of either C Scale or TOU. There shall be no concession on this matter
5. ADDITIONAL METERS
- 6.1 Application for additional meters will be up to 1 only, a request for a further additional meter will result in an application for a 3 phase supply with one 3 phase 4 wire meter.
- 6.2 Application for additional 3 phase meters will be processed, if the combined load exceeds 100A per phase, the application will be treated as a business and the appropriate tariff will apply

Scale A: Domestic (Credit Metered Supply)

1	A.I Single-Phase Supplies from 20A up to 80A –	Basic Charge per month	R38,61	R44,44	15,10%
		Net Ampere Charge per amp per phase per month	R14,30	R16,46	15,10%
		Energy Charge per kWh (cents)	141,32	162,66	15,10%
2	Scale A.3 Three Phase Supplies from 5A up to 100A	Basic Charge per month	R 64,34	R 74,06	15,10%
		Net Ampere Charge per amp per phase per month	R10,53	R12,12	15,10%
		Energy Charge per kWh (cents)	R141,32	R162,66	15,10%

INFRASTRUCTURE SERVICES
Electricity Management

		2022/23 Excl. Vat	2023/24 Excl. Vat	% Incr
Scale S: Domestic (Prepaid metered supply)				
Scale S0: Domestic Indigent 20 Amp				
Qualifying Indigent consumers will receive the first 70kWh of electricity free.				
Conditional on being on Prepaid with 20 Amps Current limiting breaker				
3	Energy Charge only (cents) No Basic Charge	169,53	195,13	15,10%
Scale S1: Domestic Life Line Tariff 20 Amp				
4	Energy Charge only (cents) No Basic Charge	195,76	225,32	15,10%
Scale S2: Domestic Straight Line Tariff - 40 Amps 1 phase				
5.1	Energy Charge only (cents) Basic Charge (Included in the Municipal Bill/or deducted by Vending System) per month	195,76 R0,00	225,32 R0,00	15,10%
Scale S3.1: Domestic Straight Line Tariff - 60 Amps 1 phase				
5.2	Energy Charge only (cents) Basic Charge (Included in the Municipal Bill/or deducted by Vending System) per month	226,75 R0,00	260,99 R0,00	15,10%
Scale S3.2: High End Two Part Tariff - 60 to 100 Amps 1 phase				
5.3	Energy Charge only (cents) Low End - Basic Charge - 20 to 40 Amps Supply (Included in the Municipal Bill/or deducted by Vending Medium End - Basic Charge - 60 Amps Supply (Included in the Municipal Bill/or deducted by Vending System) High End - Basic Charge - 80 Amps Supply (Included in the Municipal Bill/or deducted by Vending System) per	256,83 R160,39 R200,50 R250,61	295,62 R184,61 R230,77 R288,45	15,10% 15,10% 15,10% 15,10%
COMMERCIAL PREPAID SINGLE PHASE				
Scale S3.3: High End Two Part Tariff - 60 to 100 Amps 1 phase				
5.4	Energy Charge only (cents) Low End - Basic Charge - 20 - 40 Amps Supply (Included in the Municipal Bill/or deducted by Vending System) per Medium End - Basic Charge - 60 Amps Supply (Included in the Municipal Bill/or deducted by Vending System) per High End - Basic Charge - 80 Amps Supply (Included in the Municipal Bill/or deducted by Vending System) per month	256,83 R160,39 R200,50 R250,61	295,62 R184,61 R230,77 R288,45	15,10% 15,10% 15,10% 15,10%
Scale S4: 3 Phase Two Part Tariff - 100 Amps 3 phase				
5.5	Energy Charge only (cents) Low End - Basic Charge - 20 Amps Supply (Included in the Municipal Bill/or deducted by Vending System) per month Medium End - Basic Charge - 40 Amps Supply (Included in the Municipal Bill/or deducted by Vending System) per High End - Basic Charge - 60 Amps Supply (Included in the Municipal Bill/or deducted by Vending System) per month	256,83 R240,58 R481,17 R751,82	295,62 R276,91 R553,82 R865,35	15,10% 15,10% 15,10% 15,10%
TARIFF - COMMERCIAL PREPAID THREE PHASE				
Scale S5: High End Two Part Tariff - 60 to 100 Amps per phase				
5.6	Energy Charge only (cents) Low End - Basic Charge - 20 - 40 Amps Supply (Included in the Municipal Bill/or deducted by Vending System) per Medium End - Basic Charge - 60 Amps Supply (Included in the Municipal Bill/or deducted by Vending System) per High End - Basic Charge - 80 Amps Supply (Included in the Municipal Bill/or deducted by Vending System) per month	256,83 R160,39 R200,50 R250,61	295,62 R184,61 R230,77 R288,45	15,10% 15,10% 15,10% 15,10%
Scale TD1: Time Of Use Domestic Single Phase				
Supply Metered by a Smart Meter (Conditional on Municipality rolling out Smart Meters to Community)				
6	Scale TD.1 Time Of Use Domestic Single Phase			
	Basic Charge per month	R77,74	R89,48	15,10%
	Capacity charge per kVA per month	R14,30	R16,46	15,10%
	Energy charge c/kWh (Periods as per shown in table below - public holidays treated as normal day)			
	High Demand: (June, July, August)			
	Peak	497,64	572,78	15,10%
	Standard	163,65	188,36	15,10%
	Off Peak	97,29	111,98	15,10%
	Low Demand: (Other Months)			
	Peak	174,78	201,17	15,10%
	Standard	126,06	145,09	15,10%
	Off Peak	86,74	99,84	15,10%

INFRASTRUCTURE SERVICES

Electricity Management

		2022/23 Excl. Vat	2023/24 Excl. Vat	% Incr
Scale TD2: Time Of Use Domestic Three Phase				
Supply Metered by a Smart Meter (Conditional on Municipality rolling out Smart Meters to Community)				
7	Scale TD.2 Time Of Use Domestic Three Phase			
	Basic Charge per month	R120,77	R139,01	15,10%
	Capacity charge per kVA per month	R10,34	R11,90	15,10%
	Energy charge c/kWh (Periods as per shown in table below - public holidays treated as normal day)			
	High Demand: (June, July, August)			
	Peak	497,64	572,78	15,10%
	Standard	163,65	188,36	15,10%
	Off Peak	97,29	111,98	15,10%
	Low Demand: (Other Months)			
	Peak	171,55	197,46	15,10%
	Standard	123,73	142,41	15,10%
	Off Peak	85,13	97,99	15,10%

Key Tariff Rules applicable to Non Domestic Tariffs

1. All customers who are on tariffs with Demand Charge, will only be allowed one Maximum Notified Demand [MND] change per 12 months period, however the peak demand recorded will run for 12 months.
2. The MND supplied with application for new supply or for an upgrade will only be changed after 12 months of taking supply, the application for a downgrade of MND within the first 12 months of taking supply shall not be entertained
3. The customer who is reducing the demand for longer than 12 months needs to understand that any future request for demand shall attract demand increase fees and will be subject to availability of such demand.
4. Each request for demand increase or decrease shall be investigated, upon receipt of written application from the customer, the response shall be given to the customer in writing with conditions for such change of scale, and where cost are applicable
5. Any Customer whose Maximum Notified Demand [MND] exceeds the contracted NMD for more than one month without making application to Electricity to upgrade the supply [to increase NMD], will be charged 20% more for the extra demand until the application is processed and electricity department offers to increase MND after all the relevant fees are paid and works where
6. The minimum demand charge per month payable by the consumer shall be an amount calculated as aforesaid on the basis of 70% of the highest of the previous twelve months highest maximum in kVA, whichever is the higher maximum demand in kVA notified to the City Electrical
7. All customers will be allowed one tariff scale change for any 12 months period and such change will run for full 12 months before any tariff change is allowed. No tariff change will be allowed from TOU to any other tariffs.
8. Reactive energy charge: A charge for all reactive energy which exceed 30% of the real energy (kWh) per half hour period in the peak and standard periods only (c/kvarh)

INFRASTRUCTURE SERVICES

Electricity Management

		2022/23 Excl. Vat	2023/24 Excl. Vat	% Incr
Scale B: Small Power users ≤ 65 kVA				
(Low voltage supply from 0 Amps to 100 Amps/phase)				
8	Scale B.1 Small Power Single-Phase ≤100A			
	Basic Charge per month	R99,03	R113,99	15,10%
	Net Ampere Charge per amp per phase p.m.	R30,06	R34,60	15,10%
	Energy Charge per kWh (cents)	155,14	178,56	15,10%
9	Scale B.3 Small Power Three-Phase ≤100A			
	Basic Charge per month	R177,58	R204,40	15,10%
	Net Ampere Charge per amp per phase p.m.	R25,35	R29,18	15,10%
	Energy Charge per kWh (cents)	155,14	178,56	15,10%
Scale C: Large Power users (Load greater than 65 kVA - 500kVA)				
(Low voltage supply from 100 Amps to 750 Amps/phase)				
10	Scale C.1 Large Power at LV			
	Basic Charge per month	R775,78	R892,92	15,10%
	Demand charge per kVA per month	R298,08	R343,09	15,10%
	Energy charge per kWh (cents)	142,04	163,49	15,10%
Scale T1: Time Of Use Large customer - MV				
(11 000 Volts supply from 750 Amps/phase and above)				
12	Scale T1: Time of use large customer at MV			
	Basic Charge per month	R3 878,85	R4 464,55	15,10%
	Demand charge per kVA (Peak and Standard periods only) per month.	R125,98	R145,00	15,10%
	Access charge per kVA per month.	R56,35	R64,85	15,10%
	Based on highest of notified or previous 12 months highest demand.			
	Energy charge c/kWh (Periods as per shown in table below - public holidays treated as per table)			
	High Demand: (June, July, August)			
	Peak	474,88	546,59	15,10%
	Standard	171,26	197,12	15,10%
	Off Peak	110,95	127,70	15,10%
	Low Demand: (Other Months)			
	Peak	181,36	208,75	15,10%
	Standard	137,09	157,80	15,10%
	Off Peak	101,34	116,64	15,10%
	Reactive energy charge.			
	A charge for all reactive energy which exceed 30% of the real energy (kWh) per half hour period in the peak and standard periods only (c/kvarh)	12,15	13,99	15,10%

INFRASTRUCTURE SERVICES
Electricity Management

		2022/23 Excl. Vat	2023/24 Excl. Vat	% Incr
Scale T2: Time Of Use Large customer at 400 V (Low voltage supply from 0 Amps to 750 Amps/phase)				
13	Scale T2: Time Of Use Large customer at LV			
	Basic Charge per month	R722,39	R831,47	15,10%
	Demand charge per kVA (Peak and Standard periods only) per month.	R138,58	R159,51	15,10%
	Access charge per kVA per month.	R61,99	R71,35	15,10%
	Based on highest of notified or previous 12 months highest demand.			
	Energy charge c/kWh (Periods as per shown in table below - public holidays treated as normal day)			
	High Demand: (June, July, August)			
	Peak	498,63	R573,93	15,10%
	Standard	179,83	R206,99	15,10%
	Off Peak	116,49	R134,08	15,10%
	Low Demand: (Other Months)			
	Peak	190,46	R219,22	15,10%
	Standard	143,94	R165,68	15,10%
	Off Peak	106,38	R122,44	15,10%
	Reactive energy charge.			
	A charge for all reactive energy which exceed 30% of the real energy (kWh) per half hour period in the peak and standard periods only (c/kvarh)	11,82	R13,60	15,10%

Small Scale embedded generation (SSEG)/ embedded generation (EG) - Export tariff

14	Feed-in Tariff	Energy per kWh (cents)	75,36	R86,74	15,10%
----	----------------	------------------------	-------	--------	--------

The table below indicates the treatment of public holidays in terms of the following tariffs TD1,TD2,T1,T2 for the period 1 July 2023 until 30 June 2024. The appropriate seasonally differentiated energy charges, energy demand charges and network demand charges will be applicable on these days. Any unexpectedly announced public holiday not listed below will be treated as the day of the week on which it falls.

The following public holidays will always be treated as a Sunday for T1 tariffs; New Year's Day, Good Friday, Family Day, Christmas Day and Day of Goodwill. All other days will be treated as a Saturday unless it falls on a Sunday in which case it will be treated as a Sunday. All public holidays for the TD1,TD2,T2 will be treated as the day of the week on which it falls.

Date	Day	Actual day of the week	TD1,TD2,T2 TOU day treated as normal day	T1 TOU day treated as
09 August 2022	National Women's Day	Tuesday	Tuesday	Saturday
07 April 2023	Good Friday	Friday	Friday	Sunday
10 April 2023	Family Day	Monday	Monday	Saturday
27 April 2023	Freedom Day	Thursday	Thursday	Saturday
01 May 2023	Worker's Day	Monday	Monday	Saturday
16 June 2023	Youth Day	Friday	Friday	Saturday
09 August 2023	National Women's Day	Wednesday	Sunday	Sunday
24 September 2023	Heritage Day	Sunday	Sunday	Sunday
25 September 2023	Public Holiday	Monday	Monday	Saturday
16 December 2023	Day of Reconciliation	Saturday	Saturday	Saturday
25 December 2023	Christmas Day	Monday	Monday	Sunday
26 December 2023	Day of Goodwill	Tuesday	Tuesday	Sunday
01 January 2024	New year's Day	Monday	Monday	Sunday
21 March 2024	Human Rights Day	Thursday	Thursday	Saturday
29 March 2024	Good Friday	Friday	Friday	Sunday
01 April 2024	Family Day	Monday	Monday	Sunday
27 April 2024	Freedom Day	Saturday	Saturday	Saturday
01 May 2024	Worker's Day	Wednesday	Wednesday	Saturday
16 June 2024	Youth Day	Sunday	Sunday	Sunday
17 June 2024	Public Holiday	Monday	Monday	Saturday

LOW DEMAND SEASON TIME PERIODS			
DAY	PEAK	STANDARD	OFF-PEAK
WEEK DAY			00:00 - 06:00
		06:00 - 07:00	
	07:00 - 10:00	10:00 - 18:00	
	18:00 - 20:00	20:00 - 22:00	22:00 - 24:00
SATURDAY			00:00 - 07:00
		07:00 - 12:00	12:00 - 18:00
		18:00 - 20:00	20:00 - 24:00
SUNDAY			00:00 - 24:00

HIGH DEMAND SEASON TIME PERIODS			
DAY	PEAK	STANDARD	OFF-PEAK
WEEK DAY			00:00 - 06:00
	06:00 - 09:00	09:00 - 17:00	
	17:00 - 19:00	19:00 - 22:00	22:00 - 24:00
SATURDAY			00:00 - 07:00
		07:00 - 12:00	12:00 - 18:00
		18:00 - 20:00	20:00 - 24:00
SUNDAY			00:00 - 24:00

INFRASTRUCTURE SERVICES

Electricity Management

		2022/23 Excl. Vat	2023/24 Excl. Vat	% Incr
CHARGES FOR PUBLIC LIGHTING SERVICES TO NON-MUNICIPAL CUSTOMERS				
CHARGES FOR PUBLIC LIGHTING SERVICES TO MUNICIPAL APPLICATIONS				
L1	Lights: Whole Night (incl Maintenance)			
	Fixed-R /light/month	R56,44	R64,96	15,10%
	Energy charge per 100 Watt per month if not measured	R44,52	R51,25	15,10%
	Energy charge if measured (cents) per kWh	121,88	R140,29	15,10%
L2	Lights: 24 hour (incl Maintenance)			
	Fixed-R /light/month	R56,44	R64,96	15,10%
	Energy charge per 100 Watt per month if not measured	R160,11	R184,28	15,10%
	Energy charge if measured (cents) per kWh	131,77	R151,66	15,10%
L3	Lights: Whole Night High Mast (incl. Maintenance)			
	Fixed-R /light/month	R1 128,84	R1 299,29	15,10%
	Energy charge per 100 Watt per month if not measured	R130,70	R150,43	15,10%
	Energy charge if measured (cents) per kWh	121,88	R140,29	15,10%
L4	Lights: 24 Hrs Traffic (Excl. Maintenance)			
	Maintenance charged at actual cost	Actual Cost	Actual Cost	
	Energy charge per 100 Watt per month if not measured	R160,11	R184,28	15,10%
	Energy charge if measured (cents) per kWh	131,77	R151,66	15,10%

INTEREST RATE

1	Interest rate per annum (calculated on daily outstanding balance)	7,75%	10,75%
---	---	-------	--------



INFRASTRUCTURE SERVICES
Electricity Management

		2022/23 Excl. Vat	2023/24 Excl. Vat	% Incr
New Connection				
1	Bylaw 27(12)(a)			
(a)	Normal domestic business premises:			
	(single phase service connection with a maximum capacity of 80A with a credit meter): Plus the cost of labour and material	R5 284,68	R6 082,66	15,10%
	(single phase service connection with a maximum capacity of 80A with a prepayment meter): Plus the cost of labour and material	R6 471,23	R7 448,39	15,10%
	Plus the cost of providing and laying or mounting the underground cable or overhead wiring, as the case may be, within the consumer's property boundary			
	Plus the cost of providing and laying or mounting the underground cable or overhead wiring, as the case may be, within the consumer's property boundary			
(b)	Surcharge raised for the Tampering with domestic services per meter This shall include any			
	reinstatement fee Plus	R7 008,49	R8 066,77	15,10%
	reinstatement fee Plus	R9 636,68	R11 091,81	15,10%
	offence - reinstatement	R12 264,86	R14 116,85	15,10%
(c)	Surcharge raised for the Tampering with non domestic services (Industrial, Commercial & Other Types of Customers) per meter This shall include any tampering with meter/MCB/meter			
	First offence - reinstatement fee Plus	R35 042,46	R40 333,87	15,10%
	Second offence Plus - reinstatement fee Plus cost of repair of infrastructure damage intra or subsequent offence - reinstatement fee Plus cost of repair of infrastructure damage where applicable offence fee plus full cost	R61 324,30	R70 584,27	15,10%
		R87 606,15	R100 834,68	15,10%
(d)	Charges relating to administrative work in terms of arrear debt recovery and tampering with Electricity Meters or Metering Installations			
	Attendance/Visitation Fee - All Customers	R622,69	R716,71	15,10%
	Disconnection Fee - Installations equal to or less than 100 Amps per phase	R622,69	R716,71	15,10%
	Disconnection Fee - Installations above 100 Amps per phase	R1 657,56	R1 907,85	15,10%
	Reconnection Fee where tamper fee is not applicable, or reconnection is made after 12 months of disconnection date			
	- Installations equal to or less than 100 Amps per phase	R622,69	R716,71	15,10%
	- Installations above 100 Amps per phase	R1 657,56	R1 907,85	15,10%
	Where the tamper fee is applicable, the reconnection fee will not be charged but Backdated consumption (calculated based on Estimated tampering period) will be billed			

INFRASTRUCTURE SERVICES
Electricity Management

	2022/23 Excl. Vat	2023/24 Excl. Vat	% Incr
(e) <u>Surcharges: Illegal Connection and Reconnection</u>			
1 Copper Theft			
Theft of Material	Immediate Arrest	Immediate Arrest	
Buying of stolen material	Immediate Arrest	Immediate Arrest	
2 Illegal service connection - Cost recovered from the person found connecting illegally to the network			
3 Interference with other consumer's equipment	R6 995,24	R8 051,52	15,10%
4 Failure to comply with any issued notice	R399,27	R459,56	15,10%
5 Improper use of Electricity	R998,18	R1 148,91	15,10%
6 Refusal access to inspect/Work/Operate on electrical equipment - Plus Costs to re - route the electrical infrastructure where the customers continues to denied access to electrical infrastructure	R598,91	R689,35	15,10%
7 Refusing to provide information	R399,27	R459,56	15,10%
8 Rendering false information	R399,28	R459,57	15,10%
9 investigation where	R1 657,56	R1 907,85	15,10%
10 Restricted access to meter room - Plus cost to rectify the situation should the customer refuse to do so	R399,27	R459,56	15,10%
11 Resale of electricity without a license or approval	R399,28	R459,57	15,10%
12 Selling or supplying electricity without authority	R998,19	R1 148,92	15,10%
13 Standby Equipment connected to network without authority	R998,19	R1 148,92	15,10%
14 Administrative Fees	R622,69	R716,71	15,10%
15 Visitation Fee (All Customers)	R622,69	R716,71	15,10%
16 notice by the Peace	R996,29	R1 146,73	15,10%
17 premises/meter room/	R996,29	R1 146,73	15,10%
18 Visitation fee where the access was denied until the court application was made to gain access	R0,00	R0,00	
Plus fees related to the court order if applied & Locks	R996,29	R1 146,73	15,10%
19 Visitation fee where the access was denied by installing non compliant lock			
Broke the lock and reinstate with compliant lock + cost of lock	R996,29	R1 146,73	15,10%
20 Disconnection Fee - Installations equal to or less than 100 Amps per phase	R622,69	R716,71	15,10%
21 Disconnection Fee - Installations above 100 Amps per phase	R1 657,56	R1 907,85	15,10%
22 Cutting of trees where the customer has been notified and customer could not cut the trees within the specified time			
Plus Cost of cutting trees	R622,69	R716,71	15,10%
(f) Tampering with installed anti-tampering seals/equipment plus full cost of professionals used to investigate/prosecute	R3 992,74	R4 595,64	15,10%
(g) Use of Electricity supply without a signed consumer agreement with the Municipality	R998,18	R1 149,91	15,10%
(h) Unkept substation equipment accommodation room plus cost to rectify the situation should the customer refuse to do so within the prescribed period	R998,18	R1 148,91	15,10%
(i) Unkept meter rooms plus cost to rectify the situation should the customer refuse to do so within the prescribed period	R998,18	R1 148,91	15,10%
(j) Unlocked meter rooms plus cost to rectify the situation should the customer refuse to do so within the prescribed period	R998,18	R1 148,91	15,10%

INFRASTRUCTURE SERVICES
Electricity Management

2022/23 **2023/24**
Excl. Vat **Excl. Vat** **% Incr**

- 2 Bylaw 27 (12)(b)
In all other cases, the connection charges shall be calculated on the basis of maximum demand required in accordance with the following:

Maximum Demand (kVA)	Basic Charge (Rands)		Basic Charge if no substation	
	2022/23	2023/24	2022/23	2023/24
0 – 25	R7 663	R8 820	R8 593	R9 891
26 – 50	R14 368	R16 538	R16 112	R18 545
51 – 65	R18 275	R21 035	R20 492	R23 586
66 – 100	R27 509	R31 663	R30 850	R35 508
101 – 130	R35 353	R40 691	R39 647	R45 634
131 – 200	R53 942	R62 087	R60 496	R69 631
201 – 315	R135 953	R156 482	R41 532	R47 803
316 – 500	R160 558	R184 802	R90 552	R104 225
501 – 800	R198 964	R229 008	R165 482	R190 470
801 – 1 000	R235 499	R271 059	R223 433	R257 171
More than 1000 kva				101*kva + 2634,12

Added to these charges will be the cost of providing and installing all cables and Council-owned equipment on the consumer's premises.

- 3 Bylaw 27 (13)(a)
Electrification projects (Low Cost Housing)
Fee for the installation and connection, for domestic or small power users, of service cable or line, electricity dispenser and, where necessary, power distribution unit:
- | | | | | |
|-----|--------------------------------------|-----------|-----------|--------|
| (a) | For a single phase service up to 20A | R364,55 | R419,60 | 15,10% |
| (b) | For a single phase service up to 60A | R2 430,33 | R2 797,31 | 15,10% |
- 1 Fee for attendance in connection with a failure of supply where the fault was found to be internal
- | | | | | |
|--|--|---------|---------|--------|
| | | R257,78 | R296,71 | 15,10% |
|--|--|---------|---------|--------|
- 2 Fee for testing
- (a) fee for testing and inspection of an installation
(other than bona fide shock or fault of a serious nature)
- (i) Single dwelling unit
- | | | | | |
|--|-------------------------------|-----------|-----------|--------|
| | First visit inspection | R1 239,68 | R1 426,87 | 15,10% |
| | Subsequent visits/inspections | R617,85 | R711,14 | 15,10% |
- (ii) Any other installation
- | | | | | |
|--|--|-------------|-------------|--|
| | | Actual Cost | Actual Cost | |
|--|--|-------------|-------------|--|
- (b) fee for inspection of meter box upon certification by electrical contractor that a meter box is ready for inspection
- (i) First inspection
- | | | | | |
|--|--|-----------|-----------|--|
| | | No Charge | No Charge | |
|--|--|-----------|-----------|--|
- (ii) Any subsequent inspection
- | | | | | |
|--|--|---------|---------|--------|
| | | R436,15 | R502,01 | 15,10% |
|--|--|---------|---------|--------|
- 3 Fee for testing accuracy of meter
- (a) customer insist on testing
- | | | | | |
|--|--|---------|---------|--------|
| | | R782,38 | R900,52 | 15,10% |
|--|--|---------|---------|--------|
- (b) customer insist on testing
- | | | | | |
|--|--|-----------|-----------|--------|
| | | R1 098,67 | R1 264,56 | 15,10% |
|--|--|-----------|-----------|--------|
- (c) Maximum demand Meter
- | | | | | |
|--|--|-----------|-----------|--------|
| | | R2 680,09 | R3 084,78 | 15,10% |
|--|--|-----------|-----------|--------|
- 4 Fee for testing accuracy of tariff mcb
- (a) Single-phase service (Where the discrepancy found is greater than 10%, the customer is n
- | | | | | |
|--|--|---------|---------|--------|
| | | R667,24 | R768,00 | 15,10% |
|--|--|---------|---------|--------|
- (b) Three-phase service (Where the discrepancy found is greater than 10%, the customer is n
- | | | | | |
|--|--|---------|-----------|--------|
| | | R947,77 | R1 090,88 | 15,10% |
|--|--|---------|-----------|--------|

INFRASTRUCTURE SERVICES

Electricity Management

		2022/23 Excl. Vat	2023/24 Excl. Vat	% Incr
5	Fee for change of tariff mcb			
(a)	Single-phase service (any one change within the 12 month period is free))	R208,58	R240,07	15,10%
(b)	Three-phase	R208,37	R239,84	15,10%
6	Fee for checking meter reading	R208,77	R240,30	15,10%
7	Administration Fees			
(a)	Accounting Fees	R246,38	R283,58	15,10%
(b)	*First stage disconnection of electricity by removal of jumper at the meter box as requested by customer			
(c)	*Second stage disconnection of electricity as requested by customer in the manner detailed below			
	Disconnection from Pole	R934,03	R1 075,07	15,10%
	Disconnection from CDU	R778,36	R895,89	15,10%
	Disconnection from Tee Joint	R1 868,06	R2 150,14	15,10%
(d)	**Final stage disconnection of electricity by removal of the whole Service as requested by customer			
	Disconnection by removal of overhead cables from pole to the house	R1 868,06	R2 150,14	15,10%
	Disconnection by cutting and removing the service cable from CDU to the boundary	R1 868,06	R2 150,14	15,10%
	Disconnection by cutting and removing the service cable from Tee Joint to the boundary	R1 868,06	R2 150,14	15,10%
(e)	*Reconnection of electricity (after first stage disconnection) by replacement of jumper as requested by customer			
(f)	*Reconnection of electricity (after 2nd stage disconnection) as requested by customer by doing the following			
	Reconnection from Pole	R1 245,38	R1 433,43	15,10%
	Reconnection from CDU	R1 089,70	R1 254,25	15,10%
	Reconnection from Tee Joint	R2 490,75	R2 866,86	15,10%
(g)	**Reconnection of electricity after the final stage disconnection -			
(h)	Electricity Service retention monthly fee			
	Single phase domestic	R144,01	R165,76	15,10%
	3 phase domestic	R225,02	R259,00	15,10%
	Single phase business	R159,44	R183,52	15,10%
	3 phase business	R294,98	R339,52	15,10%
	bulk account	R696,56	R801,74	15,10%
(i)	Installation audit as requested by the customer	R622,69	R716,71	15,10%
(j)	Special Reconnection Fee - To be executed within 3 hrs of request	R1 089,70	R1 254,25	15,10%

Notes To Administration Fees

The disconnection all only be actioned after an application has been filled and the customer paid the fee upfront

The disconnection shall be actioned after 48 hours of request being made and payment received

The onus of ensuring that the meter, meter room, and or the property is accessible to conduct the work lies with the customer

Should the official find the property inaccessible, the cost for the activity shall be charged and not returned

Only the customer or his/her duly appointed representative can request and be afforded this service

This service is not to be used to settle disputes and landlord's may not use this service for collecting unpaid rentals or evicting their tenants

The customer or his/her duly authorised person shall indemnify the Municipality for any legal contraventions pertaining to Human settlement disputes

Customers who request first and second stage disconnections shall still be liable for monthly electricity service retention fees

first and second stage

disconnections shall still

Customers who request

the installation shall be

charged the customer for

the installation and

disconnection or

fee will be charged on top

**INFRASTRUCTURE SERVICES
WATER DISTRIBUTION AND SANITATION MANAGEMENT
Water Management**

			2022/23 Excl. Vat	2023/24 Excl. Vat	% Incr
<u>Water Supply Tariffs</u>					
1	Scale 2 (1) – Domestic	Basic Charge 0kl to 6kl	R26,56 R94,63	R29,21 R104,09	10,00% 10,00%
	2 (2) – Domestic	7kl to 30kl per kl	R31,84	R35,02	10,00%
	2 (3) – Domestic	31kl to 60kl per kl	R55,03	R60,53	10,00%
	2 (4) _Domestic	61kl and over per kl	R64,23	R70,65	10,00%
	2 (5) _Domestic	Flat rate (unmetered households)	R141,46	R155,60	10,00%
<u>Indigent Benefit - Domestic Water supply only</u>					
Qualifying indigent consumers will receive the first 6kl's of water free					
2	Scale 3A – Flats, Simplexes	Basic Charge Unit	R26,56 R30,01	R29,21 R33,01	10,00% 10,00%
3	Scale 3B – Flats (Non-Rateable)	Basic Charge Unit	R26,56 R41,30	R29,21 R45,42	10,00% 10,00%
4	Scale 4A (1) – Commercial	Basic Charge 0 - 30 kl per kl	R44,26 R33,60	R48,69 R36,96	10,00% 10,00%
	4A (2) – Commercial	31kl to 60kl per kl	R37,44	R41,19	10,00%
	4A (3) – Commercial	61kl to 100kl per kl	R43,93	R48,33	10,00%
	4A (4) – Commercial	101kl and over per kl	R33,60	R36,96	10,00%
5	Scale 4B – Commercial (Non-Rateable)	Basic Charge Unit	R44,26 R41,45	R48,69 R45,59	10,00% 10,00%
6	Scale 5 – Builders, Construction Sites	Basic Charge Unit	R44,26 R42,01	R48,69 R46,21	10,00% 10,00%
	Flat Rate - Unmetered Fire Mains		R353,65	R389,01	10,00%
7	Scale 6 – Religious Organisations	Basic Charge Unit	R44,26 R33,32	R48,69 R36,65	10,00% 10,00%
8	Scale 7 – Registered Welfare & Charitable Institutions & certain Sporting Bodies which are exempted from payment of rates. Including such organizations & institutions exempted by the City Council.	Basic Charge Unit	R44,26 R33,32	R48,69 R36,65	10,00% 10,00%
9	Scale 8 – Municipal Departments	Unit	R31,81	R35,00	10,00%
10	Rates that will be applied for the supply and delivery of potable water per km as per any written agreement:				
	Vehicle Capacity				
	6kl	Rate per km	R18,00	R19,80	10,00%
	12kl	Rate per km	R20,69	R22,76	10,00%
	18kl	Rate per km	R23,40	R25,73	10,00%
11	The invoice will include the rates for the supply of potable water as reflected in 10 above. In addition, the invoice will be inclusive of the billing for water based on the applicable scale of water delivered during the relevant billing cycle.				
INTEREST RATE					
1	Interest rate per annum (calculated on daily outstanding balance)		7,75%	10,75%	

**INFRASTRUCTURE SERVICES
WATER DISTRIBUTION AND SANITATION MANAGEMENT**

Sewerage Tariffs

		2022/23 Excl. Vat	2023/24 Excl. Vat	% Incr
Based on the relevant Water Scale				
<u>Sewerage Tariffs</u>				
1	Scale 2 – Domestic/House	R195,61	R215,18	10,00%
2	Multipurpose Property (Applicable to properties utilised for multiple purpose as per the rates category of property)	R220,56	R242,61	10,00%
3	Scale 3A – Flats/Simplexes per kl (From 2018/19 ALL Flats/Simplexes on Scale 3A will be charged on 80% of water consumed)	R10,38	R11,42	10,00%
4	Scale 4A – Business/Commercial per kl 0 - 400	R10,61	R11,67	10,00%
	401 - 1000	R9,90	R10,89	10,00%
	Greater than 1000	R8,18	R9,00	10,00%
NOTE: The Maximum Tariff is no Longer Applicable from 2018/19				
5	Vacant Land	R195,61	R215,18	10,00%
6	Scale 6 – Worship Places	R373,19	R410,51	10,00%
7	Scale 8M – Municipal Departments per kl	R10,61	R11,67	10,00%
8	Scale 3c, 4c, 7c – Registered Welfare & Charitable Institutions & certain Sporting Bodies which are exempted from payment of rates. Including such organizations & institutions exempted by the City Council. per kl	R10,61	R11,67	10,00%
9	Qualifying indigent consumers will receive 100% rebate in respect of the applicable charge.			

INTEREST RATE

1	Interest rate per annum (calculated on daily outstanding balance)	7,75%	10,75%
---	---	-------	--------

INFRASTRUCTURE SERVICES
WATER DISTRIBUTION AND SANITATION MANAGEMENT
Water Services Bylaw Tariffs

Sewer Connections

In all cases the connection into the Corporate Sewer shall be undertaken by the Executive Manager at the expense of the owner of the premises to be connected or his authorised agent. The Executive Manager shall decide the type and diameter of the pipe to be used for the connection.

Except where otherwise authorised, the work shall be charged at the following tariffs:

	2022/23	2023/24	
	Excl. Vat	Excl. Vat	% Incr
1 Connection fees payable in terms of bylaw 23(3)b:			
(a) 100mm pipes	R4 885,67	R5 374,24	10,00%
(b) 150mm pipes minimum charge [cost plus 10%]	R8 941,26	R9 835,38	10,00%
(c) 200mm pipes minimum charge [cost plus 10%]	R10 316,84	R11 348,52	10,00%
The tariffs payable to this item are subject to the provision that –			
(i) where it is necessary to include such items as manholes, or other means of access to the connection, special pipes or any other works which may be peculiar to the connection, such additional work shall be to the expense of the owner of the premises to be connected or to his authorized agent, and such additional work shall be charged at full cost plus 10% administration charges, and	Cost plus 10% Admin. Charge	Cost plus 10% Admin. Charge	
(ii) where a connection is required for a property within the central area other than a single residential dwelling, such connection shall be charged at full cost plus 10% administration charges with a minimum charge equal to the relevant tariff set out in this item.	Cost plus 10% Admin. Charge	Cost plus 10% Admin. Charge	
2 Miscellaneous Fees			
The following miscellaneous fees shall be payable to the Council in accordance with the provisions of these bylaws:			
(a) Clearing of internal drain and sewer blockages during normal working hours.	R1 328,14	R1 460,96	10,00%
(b) (i) Clearing of septic tanks within the Council's area of jurisdiction (ii) Clearing of septic tanks outside Council's area of jurisdiction (Minimum deposit R1000.00)	R2 703,72 Cost plus 10%	R2 974,09 Cost plus 10%	10,00%
(c) Clearing of conservancy tanks during normal working hours for non-residential property (per load)	R853,81	R939,19	10,00%
(d) Clearing of conservancy tanks during normal working hours for residential property (per load)	R426,90	R469,59	10,00%
(e) Clearing of pit latrines	R426,90	R469,59	10,00%
(f) Clearing of pit latrines monthly tariff	R66,41	R73,05	10,00%

INFRASTRUCTURE SERVICES
WATER DISTRIBUTION AND SANITATION MANAGEMENT
Water Services Bylaw Tariffs

		2022/23 Excl. Vat	2023/24 Excl. Vat	% Incr
3	The charge to be levied by the Council iro. conveyance and treatment of trade effluent discharged into its sewers from manufacturing premises shall be assessed in accordance with the following formula:			
	(i) Cost [c/kl] = 1,33 [Ave COD – 350]	R1,21	R1,33	10,00%
	(ii) The volume of effluent discharged being a fixed percentage of their monthly water consumption, such percentage being mutually agreed upon by the industry concerned and Umgeni Water.			
	(iii) The average COD value used shall be determined from the average of previous six months COD results taken by Umgeni Water.			
	(iv) Where an industry's monthly effluent sample is found to exceed the limits set out in the Water Services By-Laws, a charge will be levied for a re-inspection of the premises and re-sampling of the effluent within a two week prescribed period.	R1 710,04	R1 881,04	10,00%



INFRASTRUCTURE SERVICES
WATER DISTRIBUTION AND SANITATION MANAGEMENT
Water Supply Bylaw Tariffs

		2022/23 Excl. Vat	2023/24 Excl. Vat	% Incr
1	When an owner or a consumer desires the services of the Council for the closing down or turning on of the water from a Council Control valve to a fire supply consequent upon alterations, repairs or otherwise to the system, application shall be made for such service to the Council and the applicant shall pay in advance to the Council a fee of R855.73 for both the closing down and turning on of water by the Council. Fees payable to Bylaw 30. <u>NOTE</u> When it is necessary for the repairs of any consumer's pipes or fittings that the water should be turned off at the mains, the consumer's plumber shall inform the Engineer who will give him notice of the day and hour that the water will be turned off, and upon the water being turned off, the plumber shall carry out the necessary repairs forthwith and complete same as expeditiously as possible.	R777,94	R855,73	10,00%
2	The Council is empowered summarily to cut off the water supply of any consumer whose account for water is overdue or who has contravened any of these Bylaws, without prejudice to any penalties which may be recoverable under the Bylaws, and the Council may recover the fee provided in Subsection (b) of this Bylaw and any further sum or sums due by the consumer.			
(a)	When the water supply to any consumer has been cut off under this Bylaw, or is turned off at the owner's or consumer's request for the purposes other than repairs by an authorized plumber, a disconnection fee of R1462.78 will be charged when the property is situated inside the Council's area and a disconnecting fee of R1462.78 will be charged when the property is situated outside the area of the Council, which fees will be payable by the owner or consumer, as the case may be, upon demand. Fees payable to Bylaw 32.	R1 329,80	R1 462,78	10,00%
(b)	When the water supply to any consumer has been cut off under this Bylaw, the Council may, at its discretion, on payment in full of the overdue account and the disconnecting fee and a further fee for reconnection of R1462.78 if the property is situated within the area of Council or R1462.78 if the property is situated outside the area of the Council, reconnect the supply to such premises. Fees payable to Bylaw 32	R1 329,80	R1 462,78	10,00%
(c)	Water Restriction Washer			
	Installation	R459,39	R505,33	10,00%
	Removal	R489,61	R538,57	10,00%
(d)	Surcharge raised for the reinstatement of Domestic services that have been removed for tampering (including where a meter has been removed and/or bypassed by an occupier/owner):			
	First offence	R7 008,49	R7 709,34	10,00%
	Second offence	R9 636,67	R10 600,34	10,00%
	Third or subsequent offence	R12 264,86	R13 491,35	10,00%
	Plus cost of repair of infrastructure damage where applicable			
	Plus full cost of technical solution to ensure tampering does not recur			
(e)	Surcharge raised for the reinstatement of Business and Non-Domestic services that have been removed for tampering (including where a meter has been removed and/or bypassed by an occupier/owner):			
	First offence	R35 042,46	R38 546,70	10,00%
	Second offence	R61 324,31	R67 456,74	10,00%
	Third or subsequent offence	R87 606,15	R96 366,76	10,00%
	Plus cost of repair of infrastructure damage where applicable			
	Plus full cost of technical solution to ensure tampering does not recur			
(f)	Tampering with Water Meters or Metering Installations: Domestic & Business			
	Reconnection Fee	R689,59	R758,55	10,00%
	Disconnection Fee	R689,59	R758,55	10,00%
	Back dated consumption (calculated based on estimated tampering period)			

INFRASTRUCTURE SERVICES
WATER DISTRIBUTION AND SANITATION MANAGEMENT
Water Supply Bylaw Tariffs

		2022/23 Excl. Vat	2023/24 Excl. Vat	% Incr
3 (a)	Except where other competent arrangements have been agreed upon, the tariff for connection to the water main shall be as follows [fees payable to Bylaw 96]:			
(i)	In Council's area of jurisdiction – Diameter of supply pipe			
	15mm (Vulindlela)	R1 353,91	R1 489,30	10,00%
	15mm	R3 889,68	R4 278,64	10,00%
	20mm	R8 600,81	R9 460,89	10,00%
	25mm	R11 441,63	R12 585,79	10,00%
	50mm	R17 944,19	R19 738,61	10,00%
	80mm	R32 497,83	R35 747,61	10,00%
	100mm	R45 778,49	R50 356,34	10,00%
	150mm	R52 021,01	R57 223,11	10,00%
(ii)	Outside Council's area of jurisdiction – In all cases – cost of labour and materials plus 10% supervision on total cost			
(iii)	Where an application is made for more than one connection for the same property a discount of 25% be given on the smaller connections, subject to the following –			
	(a) the application be made at the same time.			
	(b) the positions of the connections be adjacent to one another.			
	(c) the applicant be ready for the connections to be done at the same time.			
(iv)	<u>Removal of Connections</u> Moving of connection from one position to another shall be charged at actual cost. Where a meter has been temporarily removed at the request of the owner, the cost of replacing the meter at a later date will be	R1 410,40	R1 551,44	10,00%
(v)	<u>Removal or By-passing meters</u> Where a meter has been removed and/or bypassed by an occupier/owner, a fee shall be charged for the replacement of the meter.	R2 437,97	R2 681,77	10,00%
(vi)	Fee for attendance at the applicant's site at time notified by applicant where it is not possible to make the connection due to the applicant's pipe-work not being ready for connection.	R777,94	R855,73	10,00%
4	The following shall be the charges for the testing of meters and testing and stamping of taps and fittings in accordance with these Bylaws:			
(a)	<u>Testing Meters</u>			
(i)	for testing meters from 15mm up to and including 25mm supplied by the Council <u>R1119,03</u> provided that where the meter shows an error of more than 3% fast a refund of <u>R1119,03</u> will be made to the consumer concerned.	R1 017,30	R1 119,03	10,00%
(b)	<u>Hydrant/Flow Pressure Tests</u> The charge for a flow pressure test on a hydrant shall be <u>R879,57</u> for a test and a further <u>R879,57</u> for each and every subsequent test requested.	R799,61	R879,57	10,00%

**SUSTAINABLE DEVELOPMENT AND CITIES DEVELOPMENT
TOWN PLANNING AND ENVIRONMENTAL MANAGEMENT
Town Planning Tariffs**

	2022/23 Excl. Vat	2023/24 Excl. Vat	% Incr
1. General			
(a) Zoning Certificate	R96,17	R321,76	234,59%
(b) Zoning Map	R59,18	R198,01	234,59%
(c) Land Use Map	R59,18	R198,01	234,59%
2. Consent Users			
(a) Consent	R2 219,22	R7 425,29	234,59%
(b) Medium Density Housing (Plus R587.64 per unit)	R2 958,96	R9 900,39	234,59%
(c) Bed and Breakfast/Guest House/Boarding House	R2 958,96	R9 900,39	234,59%
(d) Crèche (per number of children)			
12 - 20	R2 663,06	R8 910,35	234,59%
21 - 30	R3 476,78	R11 632,95	234,59%
31 and more	R5 215,17	R17 449,43	234,59%
3. Formal Authority			
(a) Tuck-shop in all areas	R1 479,48	R4 950,19	234,59%
(b) Tavern in all areas	R1 479,48	R4 950,19	234,59%
(c) Home Activity in all areas	R347,68	R1 163,30	234,59%
4. Relaxation of Scheme Controls			
(Only where applicable in terms of the Scheme)			
(a) For residential purposes	R739,74	R2 475,10	234,59%
(b) For Non-Residential Purposes	R1 479,48	R4 950,19	234,59%
(c) Relaxation of building line/side or rear space (basic fee where full consent application is waived)	R347,68	R1 163,30	234,59%
5. Material change to an application			
(a) Material change to an application			
50% of the applicable application fee including Vat			
6. Multiple applications			
(a) Multiple Applications			
75% of each individual application applies including Vat			
7. Reservation/Zoning/Rezoning/Scheme Incorporations/Amendments			
(a) Reservation/Zoning/Rezoning of land in all areas			
less than 5000m ²	R3 698,70	R12 375,50	234,59%
5000m ² - 5ha	R10 640,00	R35 600,38	234,59%
5ha- 10ha	R26 568,00	R88 893,87	234,59%
	Basic R62		
	Basic	325,87 plus	
	R26568.00 plus	R7021,28 for	
	R2993 for every	every	
	hactare/part	hactare/part	
	thereof in excess	thereof in excess	
	of 10ha	of 10ha	
> 10 ha	R3 698,70	R12 375,48	234,59%
(b) Amendments to Scheme	R10 640,00	R35 600,38	234,59%
The repeal of a land use scheme			
8. Removal of a Title Deed Restriction			
(a) Removal of a restriction for residential purposes	R2 219,22	R7 425,29	234,59%
(b) Removal of restrictions for non-residential purposes	R2 663,06	R8 910,35	234,59%
9. Temporary departure from the land use scheme.			
(a) Less than 12 months	R1 316,15	R4 403,71	234,59%
(b) More than 12 months	R3 290,37	R11 009,25	234,59%
10. Closure of Roads and Open Spaces			
(a) Closure of Road/Open Space	R3 698,70	R12 375,48	234,59%
11. Amendment/Phasing/Cancellation of Layout			
(a) Amendment	R3 698,70	R12 375,48	234,59%
(b) Phasing	R3 698,70	R12 375,48	234,59%
(c) Cancellation	R3 698,70	R12 375,48	234,59%
12. Subdivisions and Consolidations			
(a) As per Land Survey Tariff			
13. Fines and Penalties			
(a) As per the admission of guilt fines in terms of the Bylaw			
14. Appeals			
(a) Lodging of an Appeal (per appeal memorandum)	R3 476,22	R11 631,09	234,59%
15. Public Hearing			
(a) Advert costs for Public Hearing by Municipal Planning Approval Authority			



**SUSTAINABLE DEVELOPMENT AND CITIES DEVELOPMENT
TOWN PLANNING AND ENVIRONMENTAL MANAGEMENT
Land Survey**

Copies and Subdivision of Land Tariffs		2022/23 Excl. Vat	2023/24 Excl. Vat	% Incr
1 (i)	Search Fee (Excluding Locality Sketches & Site Plans)	R31,21	R104,41	234,59%
(ii)	Copies of documents (per copy)			
(aa)	A4	R6,64	R22,21	234,59%
(bb)	A3	R9,96	R33,31	234,59%
(cc)	A1	R93,14	R311,65	234,59%
(dd)	A0	R134,63	R450,47	234,59%
2	Subdivisions and Consolidation of Land: Application and Approval in terms of the KZN Planning and Development Act No. 6 of 2008			
a	Up to 10 pieces of land: Basic fee Plus, per subdivision + Remainder	R827,81 R386,85	R2 769,76 R1 294,37	234,59% 234,59%
b	Over 10 pieces of land: Basic fee Plus, per subdivision + Remainder	R2 299,28 R193,50	R7 693,15 R647,45	234,59% 234,59%
	Provided that in respect of subdivisions for Government-subsidised Townships for low-income Housing Projects			
	Basic fee Plus, per subdivision + Remainder	R362,41 R36,88	R1 212,58 R123,40	234,59% 234,59%
c	Application for compliance certificate ito SPLUMA up to 5 erven 6 - 10 erven 11 - 50 erven more than 50 erven NOT APPLICABLE TO GOVERNMENT PROJECTS	R 1500 R 2250 R 5500 R7500	R5 018,85 R7 528,28 R18 402,45 R25 094,25	234,59% 234,59% 234,59% 234,59%
d	Consolidations Basic fee Plus, per component	R419,28 R104,81	R1 402,88 R350,69	234,59% 234,59%
3	Certification of Copies of Documents Basic Fee	R142,01	R475,15	234,59%
4	Pre-scrunity of building plans (at Land Survey and Town Planning)	R 500	R1 672,95	234,59%
5	Notarial tie of adjacent properties	R 3 500	R11 710,65	234,59%



**SUSTAINABLE DEVELOPMENT AND CITIES DEVELOPMENT
TOWN PLANNING AND ENVIRONMENTAL MANAGEMENT
Land Survey**

		2022/23 Excl. Vat	2023/24 Excl. Vat	% Incr
6	Applications for relaxation of municipal omnibus servitudes Basic Fee	R419,28	R1 402,88	234,59%
7	Applications for Removal of Title Deed Restrictions These charges will be applied as per the charges reflected in the Town Planning Tariffs			

Note:

- a. The approved tariffs in respect of Geographic Information Systems are as reflected in item 2. (ii)
– Supply of Digital Data, and are similarly applicable.
- b. **Advertisement of Applications for road closures and PDA applications where necessary**
Advertisement costs shall be borne by the applicant. Upon confirmation of the application being complete and the 14 day acknowledgement period having lapsed, the Development Services Unit shall, within a period of fourteen (14) working days, supply the applicant with a text of the notice to be advertised in the two official languages of the region, which the applicant shall place in the Local Newspaper at their cost, and serve copies thereof on affected property owners as directed by the Senior Manager: Town Planning and Environmental Management.



SUSTAINABLE DEVELOPMENT AND CITIES DEVELOPMENT
TOWN PLANNING AND ENVIRONMENTAL MANAGEMENT
Geographical Information Systems

		2022/23	2023/24	
		Excl. Vat	Excl. Vat	% Incr
1	Plotting of Digital Data:			
	<u>Paper Size</u>			
	A4	R48,71	R162,97	234,59%
	A3	R58,45	R195,57	234,59%
	A2	R77,93	R260,75	234,59%
	A1	R97,42	R325,94	234,59%
	A0	R126,64	R423,72	234,59%
	<u>Paper Size</u>			
	A4	R58,45	R195,57	234,59%
	A3	R77,93	R260,75	234,59%
	A2	R126,64	R423,72	234,59%
	A1	R233,80	R782,26	234,59%
	A0	R448,11	R1 499,33	234,59%
2	Supply of Digital Data:			
	(i) Digital Orthophotos			
	per 1:10 000 Cut into 8 blocks of the original	R48,71	R162,97	234,59%
	per 1:5 000 sheets	R194,83	R651,88	234,59%
	per 1:10 000	R389,66	R1 303,77	234,59%
	(ii) Other digital data (zipped file)			
	Minimum Search fee	R101,31	R338,98	234,59%
	Per half hour thereafter	R51,14	R171,12	234,59%
	Complete data set	R2 045,72	R6 844,79	234,59%
	(iii) Cost of Digital Medium (CD)	R9,74	R32,59	234,59%
	(iv) Digital extraction of GIS Shapefiles per mb			
	0-999kb or part thereof	R90,00	R301,13	234,59%
	1mb - 5mb (per mb)	R175,00	R585,53	234,59%
	more than 5mb (per mb)	R250,00	R836,48	234,59%
	(v) Digital Extraction of maps			
	Jpeg/ PDF per image	R97,00	R324,55	234,59%
	Tiff per image	R138,00	R461,73	234,59%



**SUSTAINABLE DEVELOPMENT AND CITIES DEVELOPMENT
TOWN PLANNING AND ENVIRONMENTAL MANAGEMENT
Building Control Tariffs**

The following amended tariffs are for the Msunduzi Municipality excluding Less Formal Townships and any other area declared by the Msunduzi Municipality

	2022/23 Excl. Vat	2023/24 Excl. Vat	% Incr
1. Building plans submission fees			
(a) Preliminary building plans submitted for scrutiny and comment, 25% of the normal plan approval fee as detailed below.			
(b) Plans for new buildings or additions to buildings submitted			
i) For the first 20m ²	R622,62	R2 083,24	234,59%
ii) Each additional 10m ² exceeding 20 m ² up to and including 5000 m ²	R155,08	R518,87	234,59%
iii) For each additional 10m ² over 5000 m ² up to and including 15000 m ²	R64,81	R216,84	234,59%
iv) For each additional 10m ² over 15 000 m ²	R43,98	R147,14	234,59%
v) Minimum charge	R622,62	R2 083,24	234,59%
(c) Minor Building Work	R324,04	R1 084,21	234,59%
(d) Approval-in-Principle (non-refundable)	25% of Building Plan Fee	25% of Building Plan Fee	
(e) Alterations ½% of estimated cost (0,005 x estimated cost) - minimum charge	R622,62	R2 083,24	234,59%
(f) Swimming Pools - minimum charge	R324,04	R1 084,21	234,59%
(g) Drainage - minimum charge only	R622,62	R2 083,24	234,59%
(h) Petrol, Diesel & Gas Installations - minimum charge only	R622,62	R2 083,24	234,59%
(i) Temporary Buildings & Structures For every 50m ² (or part thereof)	R261,55	R875,12	234,59%
(j) Pre-Cast Concrete Boundary Fences Precast concrete boundary walls not adjacent to a road boundary and not exceeding 1,8 metres in height shall be exempt from the need for the submission of sketch plans or the payment of a fee	Exempt	Exempt	
Precast concrete boundary walls not adjacent to a road boundary but exceeding 1,8 metres in height shall require the submission of an application with sketch plan and the payment of fee of	R324,04	R1 084,21	234,59%
Precast concrete boundary walls adjacent to a road and not exceeding 1,5 metres in height shall be exempt from the need for the submission of plans or the payment of a fee	Exempt	Exempt	
Precast concrete boundary walls adjacent to a road and which exceed 1,5 metres in height shall be subject to the submission of application forms, building plans and payment of a fee calculated at half a percent of the value of the fence with a minimum fee of	R170,06	R569,01	234,59%
(k) Application fee for processing of Demolition applications	R284,69	R952,56	234,59%
(l) Application fee for the substitution of a plan during the approval process	R261,55	R875,12	234,59%



SUSTAINABLE DEVELOPMENT AND CITIES DEVELOPMENT
TOWN PLANNING AND ENVIRONMENTAL MANAGEMENT
Building Control Tariffs

		2022/23	2023/24	
		Excl. Vat	Excl. Vat	% Incr
2	Hoarding			
	Deposit - Per frontage of 10m (or part thereof)	R6 029,51	R20 174,13	234,59%
	Rental - Per frontage of 10m (or part thereof) per week	R284,69	R952,56	234,59%
4	Building plans			
	(a) Search fees	R32,40	R108,42	234,59%
	(b) Copies of documents (per copy)			
	i) A4	R6,64	R22,21	234,59%
	ii) A3	R9,96	R33,31	234,59%
	(c) Copies of building plans (per copy)			
	i) A4	R22,18	R74,22	234,59%
	ii) A3	R40,67	R136,07	234,59%
	iii) A2	R77,64	R259,76	234,59%
	iv) A1	R94,27	R315,43	234,59%
	v) AO	R134,25	R449,17	234,59%



**SUSTAINABLE DEVELOPMENT AND CITIES DEVELOPMENT
TOWN PLANNING AND ENVIRONMENTAL MANAGEMENT
Building Control Tariffs**

PLAN SUBMISSION FEES FOR MASS HOUSING TOWNSHIPS AND ANY
OTHER AREA DECLARED BY THE MSUNDUZI MUNICIPALITY

		2022/23 Excl. Vat	2023/24 Excl. Vat	% Incr
1	Building Plans			
	(a) Preliminary plans submitted for scrutiny and comment	R131,24	R439,13	234,59%
	(b) 20 m² - 30 m²	R131,24	R439,13	234,59%
	(c) 30 m² - 40 m²	R170,06	R569,01	234,59%
	(d) 40 m² - 50 m²	R199,05	R666,02	234,59%
	(e) 50 m² - 60 m²	R233,77	R782,18	234,59%
	(f) 60 m² - 70 m²	R324,04	R1 084,21	234,59%
	(g) 70 m² - 80 m²	R439,77	R1 471,43	234,59%
	(h) for the alteration of any building which does not increase the floor area thereof	R131,24	R439,13	234,59%
	(i) application fee for the erection of a minor building work as defined in the National Building Regulations	R131,24	R439,13	234,59%
	(j) permission for the erection of temporary buildings may be granted upon payment of a charge of R439,13 for each 50 m² or part thereof. Such permission shall be valid for twelve months, but may be renewed for further periods of twelve months upon payment of charges at the same rate.	R131,24	R439,13	234,59%
2	Precast concrete boundary walls			
	(a) precast concrete boundary walls not adjacent to a road boundary but exceeding 1,8 metres in height shall require the submission of an application with sketch plan but exempt from the payment of a fee	Exempt	Exempt	
	(b) precast concrete boundary walls adjacent to a road boundary and not exceeding 1,5 metres in height shall be exempt from the need for the sub-mission of sketch plans or the payment of a fee.	Exempt	Exempt	
	(c) precast concrete boundary walls adjacent to a road and which exceed 1,5 metres in height shall be subject to the submission of application forms, building plans and payment of a fee calculated at half a per cent of the value of the fence with a minimum fee of	R131,24	R439,13	234,59%
3	Building plan search fee	R32,40	R108,42	234,59%

**SUSTAINABLE DEVELOPMENT AND CITIES DEVELOPMENT
TOWN PLANNING AND ENVIRONMENTAL MANAGEMENT
Building Control - Advertising Signage Tariffs**

A. Application Fees and Deposits for a License/Permit for Outdoor Advertising

Every person who applies to Council for its approval or permission shall on making application pay to the Council the charge determined therefore and no application shall be considered until such charge has been paid;
The charges are set out below:

- 1 A non-refundable application fee must be tendered with each application (whether on privately-owned or Council-owned property).
Application fees per sign shall be levied for sign types A (Billboards), B (Ground Signs), C (Wall Signs), D (Roof Signs), and E (Verandah, Balcony, Canopy and Under-Awning Signs) as follows:
NB! Application fees for billboards and ground signs will be per sign face.

	2022/23 Excl. Vat	2023/24 Excl. Vat	% Incr
(a) Council-owned Property			
For any Billboard or Ground Sign on Council Property			
Basic Fee	R591,79	R1 980,08	234,59%
Plus the applicable fee as reflected below:			
Area of Sign			
Non Illuminated			
Application fee per sign for sign area up to 2m ²	R175,21	R586,24	234,59%
Application fee per sign for sign area up to 4m ²	R241,04	R806,49	234,59%
Application fee per sign for sign area up to 6m ²	R337,45	R1 129,09	234,59%
Application fee per sign for sign area up to 12m ²	R475,43	R1 590,74	234,59%
Application fee per sign for sign area up to 18m ²	R1 514,40	R5 067,02	234,59%
Application fee per sign for sign area up to 24m ²	R1 895,07	R6 340,70	234,59%
Application fee per sign for sign area up to 36m ²	R2 945,67	R9 855,93	234,59%
Application fee per sign for sign area over 36m ²	R4 965,42	R16 613,79	234,59%
Area of Sign			
Illuminated			
Application fee per sign for sign area up to 2m ²	R192,73	R644,87	234,59%
Application fee per sign for sign area up to 4m ²	R265,98	R889,95	234,59%
Application fee per sign for sign area up to 6m ²	R395,64	R1 323,78	234,59%
Application fee per sign for sign area up to 12m ²	R601,76	R2 013,44	234,59%
Application fee per sign for sign area up to 18m ²	R1 825,25	R6 107,10	234,59%
Application fee per sign for sign area up to 24m ²	R2 202,61	R7 369,70	234,59%
Application fee per sign for sign area up to 36m ²	R3 532,48	R11 819,33	234,59%
Application fee per sign for sign area over 36m ²	R5 400,96	R18 071,07	234,59%
Area of Sign			
Electronic			
Application fee per sign for sign area up to 2m ²	R475,43	R1 590,74	234,59%
Application fee per sign for sign area up to 4m ²	R601,76	R2 013,44	234,59%
Application fee per sign for sign area up to 6m ²	R925,93	R3 098,08	234,59%
Application fee per sign for sign area up to 12m ²	R1 825,25	R6 107,10	234,59%
Application fee per sign for sign area up to 18m ²	R3 532,48	R11 819,33	234,59%
Application fee per sign for sign area up to 24m ²	R4 651,23	R15 562,56	234,59%
Application fee per sign for sign area up to 36m ²	R4 922,20	R16 469,19	234,59%
Application fee per sign for sign area over 36m ²	R6 913,68	R23 132,50	234,59%
(b) Privately-owned Property (excluding National/Provincial Government)			
Application fee per sign for sign area up to 2m ²	R562,02	R1 880,48	234,59%
Application fee per sign for sign area up to 4m ²	R1 124,04	R3 760,91	234,59%
Application fee per sign for sign area up to 6m ²	R1 686,06	R5 641,39	234,59%
Application fee per sign for sign area up to 12m ²	R3 372,11	R11 282,73	234,59%
Application fee per sign for sign area up to 18m ²	R5 058,18	R16 924,16	234,59%
Application fee per sign for sign area up to 24m ²	R6 744,24	R22 565,55	234,59%
Application fee per sign for sign area up to 36m ²	R10 116,32	R33 848,18	234,59%
Application fee per sign for sign area over 36m ²	R 9631,91 plus R1486 per m ³	R22 595,50 plus R3 486,01 per m ³	

Rental per month (Billboard)

Application fee per sign for sign area up to 2m ²	R2 500,00	R8 364,75	234,59%
Application fee per sign for sign area up to 4m ²	R3 500,00	R11 710,65	234,59%
Application fee per sign for sign area up to 6m ²	R4 000,00	R13 383,60	234,59%
Application fee per sign for sign area up to 12m ²	R4 500,00	R15 056,55	234,59%
Application fee per sign for sign area up to 18m ²	R5 000,00	R16 729,50	234,59%
Application fee per sign for sign area up to 24m ²	R5 500,00	R18 402,45	234,59%
Application fee per sign for sign area up to 36m ²	R6 500,00	R21 748,35	234,59%
Application fee per sign for sign area over 36m ²	R8 000,00	R26 767,20	234,59%

- 2 Any minor amendment to an application, considered by the duly authorized official of Council to be a minor amendment, may be submitted at a reduced application fee of **R580,83** each
- 3 An application fee must be tendered with each application for advertisements for sign types F (Posters, Banners and Flags excluding Election Advertisements) as follows:
- 3.1 Per 25 posters or part thereof
- 3.2 Per 25 posters or part thereof for events not taking place within the Msunduzi Municipal area
- 3.3 Per 50 posters or part thereof
- 3.4 Per 50 posters or part thereof for events not taking place within the Msunduzi Municipal area
- 3.5 Per 100 posters or part thereof for events taking place within the Msunduzi Municipal area
- 3.6 Per 100 posters or part thereof for events not taking place within the Msunduzi

Municipal area
 3.7 Posters for extra week (additional) over and above the fourteen days

R3 361,26	R11 246,44	234,59%
R124,02	R414,95	234,59%



**SUSTAINABLE DEVELOPMENT AND CITIES DEVELOPMENT
TOWN PLANNING AND ENVIRONMENTAL MANAGEMENT
Building Control - Advertising Signage Tariffs**

		2022/23 Excl. Vat	2023/24 Excl. Vat	% Incr
4	Estates Agents Boards - A non-refundable application fee (or part thereof) must be tendered with the annual application , per Agency			
	Per annum			
4.1	1 to 5 Agents	R1 687,34	R5 645,66	234,59%
4.2	6 to 10 Agents	R3 265,89	R10 927,33	234,59%
4.3	11 to 20 Agents	R6 612,78	R22 125,71	234,59%
4.4	21 to 30 Agents	R9 855,52	R32 975,60	234,59%
4.5	31 to 50 Agents	R12 966,33	R43 384,06	234,59%
4.6	51 Plus Agents	R16 597,93	R55 535,00	234,59%
5	A non-refundable application fee must be tendered with the annual application for Portable Boards (Sandwich Boards) or any other collapsible structure – per annum	R881,86	R2 950,61	234,59%
6	A non-refundable application fee must be tendered with each application for Aerial Advertisements; (except where to be mounted on an aircraft). Adequate public liability insurance for the duration of display will also need to be furnished to Council's satisfaction – per annum	R881,86	R2 950,61	234,59%
7	Transit Advertising: A non-refundable application fee as follows; must be tendered with each application for transit vehicles. A certified copy of the current vehicle registration certificate must accompany each application:			
7.1	Annual Application Fee for trailers – per annum	R1 400,33	R4 685,35	234,59%
7.2	Annual Application Fee for electronic trailer– per annum	R2 692,89	R9 010,14	234,59%
8	Newspaper Headline Posters: A non-refundable application fee per annum or part thereof must be tendered with the annual application fee (from each company)	R2 593,14	R8 676,39	234,59%
9	Street Pole Advertisements - application fee (once-off) per pole	R258,84	R866,04	234,59%
10	Building Wraps - Non refundable application fee	R2 180,19	R7 294,70	234,59%

PIETERMARITZBURG
MSUNDUZI

SUSTAINABLE DEVELOPMENT AND CITIES DEVELOPMENT
TOWN PLANNING AND ENVIRONMENTAL MANAGEMENT
Building Control - Advertising Signage Tariffs

		2022/23 Excl. Vat	2023/24 Excl. Vat	% Incr
B. Rentals for Individual Outdoor Advertising Signs on Council Property				
Rental shall be charged in respect of all individual outdoor advertising signage on Council property in terms of the current Policy and Bylaws on Outdoor Advertising Signs, excluding any bulk signage erected as part of an approved project for a particular type of signage at various locations in the City. The minimum being as follows:				
1	Banners-R 1 231,11 per week or part thereof per banner plus any costs incurred by the Council in the erection thereof (Charitable and non-profit organizations will be exempt from the above tariff, but must still tender an application.)	R367,95	R1 231,11	234,59%
1.1	Banners- for an extra week (additional) over and above the initial two weeks	R484,50	R1 621,09	234,59%
1.2	Advertising on Comrades Gantry (per week)	R1 816,95	R6 079,33	234,59%
1.3	Comrades Gantry, for out of area events	R2 903,63	R9 715,25	234,59%
1.4	Gantry for an extra week (additional) over and above the fourteen days	R398,22	R1 332,39	234,59%
2	A fee must be tendered with each application for advertisements for sign types F (Flags excluding Election Advertisements) for fourteen days			
2.1	Flags (special event) 1-15	R2 064,22	R6 906,66	234,59%
2.2	Commercial advertising flags (per flag)	R54,74	R183,16	234,59%
3	Remote Advertising Annual Rental per Sq m per face	R262,82	R879,36	234,59%
4	Annual Rental per Sq m per face - Electronic Advertising Signs on Council property	R858,54	R2 872,59	234,59%
5	Transit Advertising: A non-refundable rental fee			
5.1	Per Trailer per Site – per week	R259,23	R867,36	234,59%
5.2	Per Electronic Trailer per Site – per week	R329,36	R1 102,01	234,59%
5.3	Release of impounded vehicles - Items 1, 2 and 3 of the Traffic and Security Tariffs as contained in this document shall apply.			
6	Street Pole Advertisements - Rental for 2 weeks per pole	R162,61	R544,08	234,59%
7	Newspaper Headline Posters: A non-refundable rental fee			
7.1	A Rental fee based on the total number of display frames to be used shall be paid monthly in advance, per display frame	R5,25	R17,58	234,59%
8	An encroachment fee per m² per annum or part thereof to be paid for each sign type that encroaches over Council property.	R175,88	R588,47	234,59%
C. Illegal Outdoor Advertising Signs on Council Property (per advertising sign)				
1	Registered Estates Agents boards fine	R185,84	R621,79	234,59%
2	Authorised (Harzadous, worn out)	Removal Fee	Removal Fee	
3	Unauthorised Signs fine	R1 805,22	R6 040,08	234,59%
4	Failure to remove legal posters fine	R184,18	R616,23	234,59%
5	Unauthorised posters fine	R829,60	R2 775,77	234,59%
6	Illegal trailer fine	R1 702,35	R5 695,89	234,59%
7	Illegal electronic advertisement fine	R8 296,04	R27 757,71	234,59%
8	Illegal Billboard fine	R4 148,02	R13 878,85	234,59%

In addition to the fines above, the actual removal fee will be charged if the advertising sign is removed at Council's cost

**SUSTAINABLE DEVELOPMENT AND CITIES DEVELOPMENT
TOWN PLANNING AND ENVIRONMENTAL MANAGEMENT
Wayleaves Tariffs**

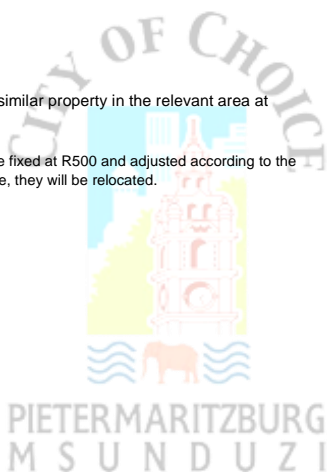
		2022/23 Excl. Vat	2023/24 Excl. Vat	% Incr
1	Processing Fees			
	a. Processing of a Wayleave Application:			
	- Basic (up to 1km service installation)	R627,30	R2 098,88	234,59%
	- Additional (per extra km or part thereof)	R627,30	R2 098,88	234,59%
	- Processing of application to close a road for construction purposes	R705,71	R2 361,24	234,59%
2	Exemption for tariff but not for extension of time:			
	All Msunduzi Departments			
	All National Departments			
	All Provincial Departments			
3	Parking meter bays: dis-established	As determined by Municipal Traffic Department	As determined by Municipal Traffic Department	
4	Charges/Fees for the use of Public Road Reserves			
	<u>Basic Charge/Fee during construction:</u>			
	Per day	R1 479,48	R4 950,19	234,59%
5	Tariffs for extension of time beyond that approved in the Wayleave Work Permit: (without prejudice to Council's other rights or remedies in terms of the application bylaws or Wayleave Permit)			
	Charge payable additional to Basic Charge/Fee, Per day	R739,74	R2 475,10	234,59%
6	Penalty for exceeding the time to do work in terms of the Wayleave permit, per day	R10 000,00	R33 459,00	234,59%
7	Penalty for having temporary closed a road without written permission from Roads and Stormwater Department	R20 000,00	R66 918,00	234,59%
8	Penalties ((without prejudice to Council's other rights or remedies in terms of the applicable by-laws or Wayleave Permit: Upon inspection, deviation from Wayleave conditions (per occasion, payable immediately)) -	R7 397,40	R24 750,96	234,59%
9	Security Deposit (at the end of guarantee period of 12 months the security deposit shall be refunded, or the balance remaining if it has been drawn on to repair poor quality workmanship or damage to other services, shall be refunded):			
	The security deposit shall be kept on the trust account of an attorney, and proof be submitted to the Municipality, any costs related to this shall be to the applicant.			
	Project less than 100 m	R10 000,00	R33 459,00	234,59%
	Project between 100m to 1000m	R100 000,00	R334 590,00	234,59%
	Project greater 1001 m	R500 000,00	R1 672 950,00	234,59%

**SUSTAINABLE DEVELOPMENT AND CITIES DEVELOPMENT
HOUSING DEVELOPMENT FUND**
Human Settlements

Eastwood No.1 (Econo)
Eastwood No. 1 (Sub-E)
Glenwood
The Grange No. 1
Northdale No. 8 (Sub-E)
Northdale No. 10 (Sub-E)
Northdale 7 (Econo)
Northdale 9 (Econo)
Northdale 12
Riverbend No. 1
Woodlands No. 3
Woodlands No. 4
Woodlands No. 8
Sobantu - Housing
Properties Outside Schemes

Rents for the above areas will be calculated at the prevailing market rental for a similar property in the relevant area at the time the property is allocated.

Rental for household with a monthly income from between R0 to R3500 per month to be fixed at R500 and adjusted according to the flat size. This only applies to existing tenants. Once new BNG/RDP houses are available, they will be relocated.



**SUSTAINABLE DEVELOPMENT AND CITIES DEVELOPMENT
HOUSING DEVELOPMENT FUND
Human Settlements**

	2022/23 Excl. Vat	2023/24 Excl. Vat	% Incr
Willow Gardens			
Batchelor Flat rental	R695,24	R778,67	12,00%
1 Bedroom Flat rental	R764,77	R856,54	12,00%
2 Bedroom Flat rental	R903,82	R1 012,28	12,00%
3 Bedroom Flat rental	R1 042,86	R1 168,01	12,00%

Rental for household with a monthly income from between R3501 to R7500 per month be set at 25% of their household income and adjusted according to the flat size. This only applies to existing tenants.

Erica and Nerina Flats			
2 Bedroom Flat rental	R4 819,29	R5 397,60	12,00%
3 Bedroom Flat rental	R5 622,58	R6 297,29	12,00%

Rental for household with a monthly income from between R0 to R3500 per month to be fixed at R500 and adjusted according to the flat size. This only applies to existing tenants. Once new BNG/RDP houses are available, they will be relocated.

Erica and Nerina Flats	R903,82	R1 012,28	12,00%
2 Bedroom Flat rental	R1 042,86	R1 168,01	12,00%
3 Bedroom Flat rental			

Rental for household with a monthly income from between R3501 to R7500 per month be set at 25% of their household income and adjusted according to the flat size. This only applies to existing tenants.

Gross minimum income to afford accommodation at market related rentals are as follows:-
not more than 20% of income

Willow Gardens – per month			
Batchelor Flat	R11 387,73	R12 754,25	12,00%
1 Bedroom Flat	R14 266,37	R15 978,33	12,00%
2 Bedroom Flat	R16 973,76	R19 010,61	12,00%
3 Bedroom Flat	R18 873,33	R21 138,13	12,00%

Erica and Nerina Flats – per month			
2 Bedroom Flat	R24 096,51	R26 988,09	12,00%
3 Bedroom Flat	R28 112,88	R31 486,43	12,00%

New Tenants – An increase based on the Valuation of Rental Stock will be applied

Notes:

- Offers of accommodation are made to applicants only where the required rental does not constitute more than 20% of the applicant's gross income in terms of Council Resolution and based on national legislation.
- The gross minimum income to qualify to be registered on Council's waiting list is **R3500,00** which is in accordance with the Housing Act of 1997.

Jika Joe Flats - per month

2 Bedroom Flat			
Income bands			
R800 - R1500 pm	R500,00	R560,00	12,00%
R1501 - R2500 pm	R700,00	R784,00	12,00%
R2501 - R3500pm	R800,00	R896,00	12,00%

Notes

- Rental stock at Jika Joe flat is for phase 1 units only and gross minimum income to be registered on councils's waiting list is **R800**

INTEREST RATE

1	Interest rate per annum (calculated on daily outstanding balance)	7,75%	10,75%
---	---	-------	--------

**SUSTAINABLE DEVELOPMENT AND CITIES DEVELOPMENT
DEVELOPMENT SERVICES MANAGEMENT**
Licensing

		2022/23 Excl. Vat	2023/24 Excl. Vat	% Incr
1	Trade Licenses Application Fee			
	Business conducted from fixed premises			
	Item 1 & 2 License	No Change	No Change	No Change
	Processing Fee	R524,71	R1 755,64	234,59%
	Informal Trade License Application Fee			
	Item 3 License	No Change	No Change	No Change
	Processing Fee	R36,99	R123,77	234,59%
	Duplicate License Fee	No Change	No Change	No Change
	Processing Fee	R36,99	R123,77	234,59%
	Informal Trade			
	(i) Traders without Facilities	R112,41	R376,11	234,59%
	(ii) Traders with Facilities	R168,62	R564,17	234,59%
	(iii) Traders with Services (Electricity & Water)	R224,82	R752,23	234,59%
	Impoundment of Goods	R337,23	R1 128,34	234,59%
	Release of goods fee	R224,82	R752,23	234,59%
	General Traders (Freedom Square)			
	Permit Identification Fee	R168,62	R564,17	234,59%
	Guilty Offence Fee	R56,00	R187,37	234,59%
		R562,00	R1 880,40	234,59%
2	Bandstand	R167,25	R559,61	234,59%



SUSTAINABLE DEVELOPMENT AND CITIES DEVELOPMENT

Health

		2022/23 Excl. Vat	2023/24 Excl. Vat	% Incr
1	Food Inspection For Voluntary surrender of foodstuffs for destruction	R156,82	R524,72	234,59%
2	Animal & Bee keeping permits (per permit)	R72,05	R241,07	234,59%
3	Fines For contravention of health legislation			
Tariffs relating to Dairymen and Milk Dealers				
4	Fees payable in respect of certificates of registration: (a) application for a certificate of registration	R689,44	R2 306,79	234,59%
	(b) annual renewal thereof	R336,43	R1 125,67	234,59%
5	Fees payable for the testing of milk samples: (a) during consideration of an application for a certificate of registration	R554,81	R1 856,32	234,59%
	(b) upon request	R554,81	R1 856,32	234,59%
6	Clearing of Vacant Land	Cost of clearing plus any applic. fee	Cost of clearing plus any applic. fee	
7	Disposal of the Dead Application per competence certificate(funeral and Mortuaries) Application for exhumations and re-burials	R575,13 R430,17	R1 924,33 R1 439,31	234,59% 234,59%
8	Food Safety Certificate of Acceptability fees (informal) Certificate of Acceptability fees (formal) Certificate of Acceptability fees (Vehicles/Mobile) Food Export Certificate per application Certificates for unsound food stuffs (Condemnation Certificates)	R184,04 R575,13 R460,10 R1 256,61 R430,77	R615,78 R1 924,33 R1 539,45 R4 204,49 R1 441,31	234,59% 234,59% 234,59% 234,59% 234,59%
9	Fuel Burning Appliances Fuel Burning Equipment Certificates Open Burning Certificate per application	R1 846,15 R615,38	R6 177,03 R2 059,00	234,59% 234,59%
10	Events Open Air Music Events EHP time rendered for service per hour	R615,38 R520,00	R2 059,00 R1 739,87	234,59% 234,59%
11	Health Permits Day- care Centres - (Private) NGO,CBO(NPO's Certificate) Schools - (Private) Nursing Homes (Private) Old age homes (Private) Rehabilitation centres (Private) Accommodation establishment Beauty salons & Tattoo Parlour Public gatherings place Dry cleaning- Laundry establishment (Private) Keeping of Animals (business pet shop etc) Office Premises Keeping of Animals Offensive Trades Re-Issue of Certificates/Permits	R759,38 R759,38 R759,38 R759,38 R759,38 R759,38 R759,38 R759,38 R759,38 R115,03 R759,38 R759,38 R759,38 R759,38 R1 208,00 R172,54	R2 540,81 R2 540,81 R2 540,81 R2 540,81 R2 540,81 R2 540,81 R2 540,81 R2 540,81 R2 540,81 R384,88 R2 540,81 R2 540,81 R2 540,81 R2 540,81 R4 041,85 R577,30	234,59% 234,59% 234,59% 234,59% 234,59% 234,59% 234,59% 234,59% 234,59% 234,59% 234,59% 234,59% 234,59% 234,59% 234,59% 234,59%
12	Scientific Services E Coli Total Collforms S.Aureus(identify) Total Plate count Salmonella Phosphatase Salmonella Turbidity pH Total/free chlorine Chemical Oxygen Demand Listeria monocytogenes Chemical analysis of drinking water in terms of SANS 241 Sampling and analysis of Bore-hole intended for human consumption Sampling and analysis of a communal swimming pool Pre and post analytical consumables	R162,54 R162,54 R162,54 R162,54 R162,54 R162,54 R162,54 R162,54 R162,54 R162,54 R162,54 R550,00 R498,80 R550,00 R1 259,04 R498,00 R28,38	R543,84 R543,84 R543,84 R543,84 R543,84 R543,84 R543,84 R543,84 R543,84 R543,84 R543,84 R1 840,25 R1 668,93 R1 840,25 R4 212,62 R1 666,26 R94,96	234,59% 234,59% 234,59% 234,59% 234,59% 234,59% 234,59% 234,59% 234,59% 234,59% 234,59% 234,59% 234,59% 234,59% 234,59% 234,59% 234,59%
13	NUISANCES			

Cutting of
grass,undergrowth,weeds
and /or vegetation to a
maximum height of
150mm above ground
level per 2m,which shall
include the shredding of
grass to the satisfaction
of the Council

R1,00

R3,35

234,59%



SUSTAINABLE DEVELOPMENT AND CITIES DEVELOPMENT

Health

		2022/23 Excl. Vat	2023/24 Excl. Vat	% Incr
	Cutting of reeds to a maximum height of 150mm above ground level per m2, which shall include the shredding or removal thereof to the satisfaction of the Council	R9,40	R31,45	234,59%
	Removal of waste material to the satisfaction of the Council per 1000kg or part thereof	R550,00	R1 840,25	234,59%
14	SERVICES FOR INDIGENT			
	Proof of status	10-25% of normal	10-25% of normal	
15	ATMOSPHERIC EMISSION LICENSING			
	ATMOSPHERIC EMISSION LICENSING	R9 890,00	R33 090,95	234,59%
	Application for Atmospheric Emission Licence review	R9 890,00	R33 090,95	234,59%
	Application for Atmospheric Emission Licence renewal	R4 945,00	R16 545,48	234,59%
	Application for Atmospheric Emission Licence transfer	R1 978,00	R6 618,19	234,59%
16	VECTOR CONTROL			
	Disinfection of vectors and other pests eg mosquitoes, cockroaches	R168,42+(120/5 00ml)	R395,10+(120/5 00ml)	234,59%
	Destruction of rodents on premises	R168,42+(25,44 per 100g bait unit)	R395,10+(25,44 per 100g bait unit)	234,59%
17	COVID-19			
	Disinfection for Covid-19	R168,42+(120/5 00ml)	R395,10+(120/5 00ml)	234,59%
Environmental Management				
1	Conservation Plan Map (digital)	R300,00	R1 003,77	234,59%
2	Ecosystem Services Plan Map (digital)	R300,00	R1 003,77	234,59%
3	Application for rectification of non-compliance with the Public Open Space By-Law			
	High impact activity	R10 000,00	R33 459,00	234,59%
	Medium impact activity	R7 500,00	R25 094,25	234,59%
	Low impact activity	R5 000,00	R16 729,50	234,59%

SUSTAINABLE DEVELOPMENT AND CITIES DEVELOPMENT
Greater Edendale & Vulindlela Development Initiative

	2022/23 Excl. Vat	2023/24 Excl. Vat	% Incr
Printing of Maps on Edendale ArcMap Software			
Erf/Erven Cadastral Map (Black & White)			
A4	R30,00	R100,38	234,59%
A3	R41,50	R138,85	234,59%
A2	R52,00	R173,99	234,59%
A1	R75,50	R252,62	234,59%
A0	R100,00	R334,59	234,59%
Erf/Erven Cadastral Map (Colour)			
A4	R39,00	R130,49	234,59%
A3	R60,50	R202,43	234,59%
A2	R107,00	R358,01	234,59%
A1	R153,00	R511,92	234,59%
A0	R278,00	R930,16	234,59%
with ≤ 5 layers			
A4	R44,00	R147,22	234,59%
A3	R64,50	R215,81	234,59%
A2	R117,00	R391,47	234,59%
A1	R163,00	R545,38	234,59%
A0	R288,00	R963,62	234,59%
with > 5 layers			
A4	R54,00	R180,68	234,59%
A3	R74,50	R249,27	234,59%
A2	R137,00	R458,39	234,59%
A1	R183,00	R612,30	234,59%
A0	R308,00	R1 030,54	234,59%
Electronic Maps Created on Edendale ArcMap Software <i>(Copied onto memory stick or emailed)</i>			
A4	R25,00	R83,65	234,59%
A3	R30,00	R100,38	234,59%
A2	R38,00	R127,14	234,59%
A1	R48,00	R160,60	234,59%
A0	R58,00	R194,06	234,59%
with ≤ 5 layers			
A4	R30,00	R100,38	234,59%
A3	R35,00	R117,11	234,59%
A2	R43,00	R143,87	234,59%
A1	R55,00	R184,02	234,59%
A0	R65,00	R217,48	234,59%
with > 5 layers			
A4	R40,00	R133,84	234,59%
A3	R45,00	R150,57	234,59%
A2	R53,00	R177,33	234,59%
A1	R65,00	R217,48	234,59%
A0	R75,00	R250,94	234,59%
Edendale Property Ownership Information			
Ownership Search Fee	R20,00	R66,92	234,59%
Print Out of Ownership Information	R25,00	R83,65	234,59%
Print Out & Map	R40,00	R133,84	234,59%
Edendale ArcMap Shapefiles			
Project Information Package	R527,80	R1 765,97	234,59%
Digitising of Data on ArcMap			
Minimum Fee (0-30min)	R103,00	R344,63	234,59%
Thereafter (per 30min)	R80,50	R269,34	234,59%
Complete Package of Edendale ArcMap Information Dataset (Excluding Individual Projects and Private Operational Municipal Datasets)	R2 500,83	R8 367,53	234,59%



**SUSTAINABLE DEVELOPMENT AND CITIES DEVELOPMENT
MUNICIPAL BUSINESS ENTITIES MANAGEMENT
Airport**

		2022/23	2023/24	
		Excl. Vat	Excl. Vat	% Incr
1	Passenger levy fee			
	departing passengers on all scheduled flights	R135,35	R452,86	234,59%
	departing passengers on all non-schedule/charter flights	R135,35	R452,86	234,59%
	departing passengers on general aviation flights	R81,39	R272,32	234,59%
2	Domestic Landings: Fixed Wing Aircraft			
	Maximum certified mass in kg of aircraft up to and including			
	0 - 500	R90,05	R301,28	234,59%
	501 - 1000	R132,90	R444,69	234,59%
	1001 - 1500	R170,30	R569,80	234,59%
	1501 - 2000	R225,57	R754,72	234,59%
	2001 - 2500	R242,49	R811,36	234,59%
	2501 - 3000	R279,14	R933,97	234,59%
	3001 - 4000	R389,48	R1 303,15	234,59%
	4001 - 5000	R497,57	R1 664,81	234,59%
	5001 - 6000	R605,66	R2 026,47	234,59%
	6001 - 7000	R718,08	R2 402,61	234,59%
	7001 - 8000	R821,84	R2 749,78	234,59%
	8001 - 9000	R929,18	R3 108,93	234,59%
	9001 - 10000	R1 059,81	R3 546,01	234,59%
	10001 - 12000	R1 200,99	R4 018,38	234,59%
	12001 - 14000	R1 358,88	R4 546,66	234,59%
	14001 - 16000	R1 516,79	R5 075,02	234,59%
	16001 - 18000	R1 674,49	R5 602,67	234,59%
	18001 - 20000	R1 832,40	R6 131,03	234,59%
	20001 - 22000	R1 990,10	R6 658,67	234,59%
	for every 2000 kg's over 22000 kg's	R98,26	R328,77	234,59%
3	Parking Fee: Fixed Wing Aircraft			
	Maximum certified mass in kg of aircraft up to and including			
	0 - 2000	R57,90	R193,73	234,59%
	2001 - 3000	R118,42	R396,22	234,59%
	3001 - 4000	R168,24	R562,92	234,59%
	4001 - 5000	R231,39	R774,22	234,59%
	5001 - 10000	R340,23	R1 138,39	234,59%
	10001 - 15000	R447,02	R1 495,67	234,59%
	15001 - 20000	R563,55	R1 885,58	234,59%
	20001 - 25000	R672,77	R2 251,03	234,59%
	for every 5000 kg's over 25000 kg's	R144,90	R484,83	234,59%



**SUSTAINABLE DEVELOPMENT AND CITIES DEVELOPMENT
MUNICIPAL BUSINESS ENTITIES MANAGEMENT**

Airport

		2022/23 Excl. Vat	2023/24 Excl. Vat	% Incr
4	Domestic Landings: Helicopters			
	Maximum certified mass in kg of aircraft up to and including			
	0 - 500	R18,24	R61,02	234,59%
	501 - 1000	R26,70	R89,34	234,59%
	1001 - 1500	R34,39	R115,08	234,59%
	1501 - 2000	R41,36	R138,38	234,59%
	2001 - 2500	R48,69	R162,90	234,59%
	2501 - 3000	R55,82	R186,78	234,59%
	3001 - 4000	R78,00	R260,99	234,59%
	4001 - 5000	R99,82	R333,98	234,59%
	5001 - 6000	R121,25	R405,68	234,59%
	6001 - 7000	R143,62	R480,54	234,59%
	7001 - 8000	R165,41	R553,46	234,59%
	8001 - 9000	R186,09	R622,65	234,59%
	9001 - 10000	R208,85	R698,79	234,59%
	10001 - 12000	R240,42	R804,41	234,59%
	12001 - 14000	R272,00	R910,09	234,59%
	14001 - 16000	R303,59	R1 015,78	234,59%
	16001 - 18000	R334,98	R1 120,82	234,59%
	18001 - 20000	R366,55	R1 226,43	234,59%
	for every 2000 kg's over 20000 kg's	R79,13	R264,75	234,59%
5	Parking Fee: Helicopter			
	Maximum certified mass in kg of aircraft up to and including			
	0 - 2000	R11,66	R39,01	234,59%
	2001 - 3000	R24,07	R80,52	234,59%
	3001 - 4000	R33,84	R113,21	234,59%
	4001 - 5000	R46,44	R155,37	234,59%
	5001 - 10000	R68,23	R228,29	234,59%
	10001 - 15000	R89,66	R299,99	234,59%
	15001 - 20000	R112,78	R377,36	234,59%
	20001 - 25000	R134,96	R451,57	234,59%
	for every 5000 kg's over 25000 kg's	R144,90	R484,83	234,59%
6	Landing Fee: Experimental Aircraft			
	Aircraft certified mass unlimited			
	0 - Unlimited	R118,61	R396,86	234,59%
MISCELLANEOUS CHARGES				
7	Access Control Permits			
	New security access permit including airside induction	R250,00	R836,48	234,59%
	Renewal of security access permit	R150,00	R501,89	234,59%
	Lost security access permit	R300,00	R1 003,77	234,59%
	Temporary security access permit including airside induction	R100,00	R334,59	234,59%
	Temporary visitor's day permit	R20,00	R66,92	234,59%
	Specialised vehicle security permit: Restricted airside area per annum	According to NASP R500,00	R1 672,95	234,59%
	Maintenance area: Private vehicle per annum	According to NASP R300,00	R1 003,77	234,59%
8	ADVERTISING			
	per square meter Non Illuminated	R120,00	R401,51	234,59%
	per square meter Illuminated	R150,00	R501,89	234,59%
	per square meter Electronic / Light Box	R220,00	R736,10	234,59%
	Block-frame advertising (A3)	R50,00	R167,30	234,59%
	Block-frame advertising (A0)	R100,00	R334,59	234,59%
	Digital advertisement on municipal fitted screen per 60 Seconds	R1 000,00	R3 345,90	234,59%

SUSTAINABLE DEVELOPMENT AND CITIES DEVELOPMENT
MUNICIPAL BUSINESS ENTITIES MANAGEMENT
Municipal Market

		2022/23 Excl. Vat	2023/24 Excl. Vat	% Incr
<u>Hiring, Storage and Ripening</u>				
1	Use of Handling Equipment			
	Hiring of light trolley (small) per day or part thereof	R2,19	R2,46	12,00%
	Hiring of heavy trolley (large) per day or part thereof	R6,55	R7,34	12,00%
Cold Storage of Fresh Produce or Other Articles				
2.a.	Storage tariffs of fresh produce or other articles (excluding bananas) in cold storage rooms per day or part thereof are indicated hereunder provided that the tariff shall not be less than R28,28 per pallet per day	R8,45	R9,46	12,00%
2.b.	Packed into containers (other than large bags or pockets), the size of which shall be calculated per cubic centimeter and such calculation shall be based on the outer dimensions of the container.			
	i) Per container not exceeding 10 000 cm ³ (2 kg grape tray, S/L box)	R0,05	R0,05	12,00%
	ii) Per container exceeding 10 000 cm ³ but not exceeding 20 000 cm ³ (½ bushel, WB box, double layer, tomato box, lemon box, etc)	R0,09	R0,10	12,00%
	iii) Per container exceeding 20 000 cm ³ but not exceeding 30 000 cm ³ (jumble pack, multi-layer, pear box, and economy pack)	R0,14	R0,15	12,00%
	iv) Per container exceeding 30 000 cm ³ but not exceeding 40 000 cm ³ (economy pack)	R0,18	R0,21	12,00%
	v) Per container exceeding 40 000 cm ³ but not exceeding 50 000 cm ³ (apple, thrift pack, banana box)	R0,23	R0,26	12,00%
	vi) Per container exceeding 50 000 cm ³ but not exceeding 60 000 cm ³ (large cardboard box, timber crate – lettuce)	R0,27	R0,31	12,00%
	vii) Per container exceeding 60 000 cm ³ but not exceeding 70 000 cm ³ / 18kg economy pack	R0,32	R0,36	12,00%
	viii) Tariff for containers exceeding 70 000 cm ³ , per 10 000 cm ³	R0,05	R0,05	12,00%
2.c.	Packed into bags or pockets or similar containers:			
	Per bag with net mass not exceeding 7 kg (½ pocket)	R0,08	R0,09	12,00%
	Per bag with net mass exceeding 7 kg but not exceeding 15 kg (Orange, Potato Pocket)	R0,15	R0,17	12,00%
	Per bag with net mass exceeding 15 kg but not exceeding 35 kg (Sugar pocket)	R0,38	R0,43	12,00%
2.d.	Unpacked bunched fresh produce or other articles:			
	Per five bunches	R0,09	R0,10	12,00%
2.e.	Unpacked loose units of fresh produce or other articles:			
	Per watermelon or pumpkin	R0,09	R0,10	12,00%
	Per unit of any other fresh produce or other articles.	R0,09	R0,10	12,00%

SUSTAINABLE DEVELOPMENT AND CITIES DEVELOPMENT
MUNICIPAL BUSINESS ENTITIES MANAGEMENT
Municipal Market

		2022/23 Excl. Vat	2023/24 Excl. Vat	% Incr
2.f.	Double the tariffs fixed in 2(b), (c), (d) and (e) shall be payable in respect of cold storage of fresh produce or other articles not purchased on the market or sold through the market.			
3	Tariffs for Bananas			
3.a.	Ripening			
	Per standard 20 kg banana box			
	per week	R3,34	R3,74	12,00%
	per day	R0,47	R0,53	12,00%
	Per 10 kg banana box			
	per week	R1,67	R1,87	12,00%
	per day	R0,24	R0,27	12,00%
3.b.	Storage			
	Per banana box per day	R0,23	R0,26	12,00%
4	Tariff for Storage			
	Fresh produce sold and not removed from the market hall by 1 p.m on the day of purchase, shall be subjected to a fee of R5,06 per unit per day or part thereof.	R1,51	R1,70	12,00%
5	Salesmen's Permits			
	Salesmen's Permits monthly fee	R8,46	R9,48	12,00%
6	a. Loading Bays – per annum	R635,37	R711,61	12,00%
	b. Reserved Open Parking Bays for Agents – per annum	R635,37	R711,61	12,00%
7	Cage Hire – per month	R333,00	R372,97	12,00%
8	Digital Prints – Condemned Produce (Cost to Agent) – per print	R15,77	R17,66	12,00%
9	Transaction Charge	R0,46	R0,52	12,00%
10	First Issue of Card	R28,10	R31,47	12,00%
	2nd Issue	R35,67	R39,95	12,00%
	3rd Issue	R71,35	R79,91	12,00%
11	Floor Storage per day	R39,21	R43,91	12,00%



**MISCELLANEOUS CHARGES
ALL DEPARTMENTS**

		2022/23 Excl. Vat	2023/24 Excl. Vat	% Incr
1	Duplicate Statement Fee First two statements per request More than two statements per request per statement Plus the search fee as per 5 below.	R5,26	R5,62	7,00%
2	For every photocopy of an A4 size page or part thereof For every photocopy of an A3 size page or part thereof	R7,01 R10,51	R7,50 R11,25	7,00% 7,00%
3	Laminations - A4 size page or part thereof PLUS prevailing Cost of the Lamination Sheet/s Laminations - A3 size page or part thereof PLUS prevailing Cost of the Lamination Sheet/s	R7,01 R10,51	R7,50 R11,25	7,00% 7,00%
4	Fax Charges – A4 size page or part thereof PLUS costs relating to the transmission of the facsimile	R7,01	R7,50	7,00%
5	To search for and prepare any reconciliation, for each hour, or part of an hour, excluding the first half hour, reasonably required for such search and preparation. PLUS Administration Fee (Excluding applications made in terms of the Promotion of Access to Information Act, No. 2 of 2000) PLUS all copies incidental to complete the reconciliation	R140,17 R43,80 R5,25	R149,98 R46,87 R5,62	7,00% 7,00% 7,00%
6	Consumer's Dishonored Cheques - Penalty PLUS Administration Fee	N/A- Cheques are no longer in use N/A- Cheques are no longer in use	N/A- Cheques are no longer in use N/A- Cheques are no longer in use	
7	Commission Charged in respect of Easy Pay cheque payments which have dishonored, will be payable by the consumer plus R38.07 administration fee.	N/A- Cheques are no longer in use	N/A- Cheques are no longer in use	
8	Fee to finalise erroneous EFT's, Deposits or Payment Transfers Plus administrative costs to finalise these transactions: Amounts between R1 to R1,000 Amounts between R1,001 to R5,000 Amounts between R5,001 to R10,000 Amounts in excess of R10,000 The bank fees and administrative costs must be paid first or deducted from the refundable amount upon confirmation by the ratepayer or consumer in writing, prior to the refund being processed. All refunds will only be released upon confirmation by the bank that the monies in question are in our account. The waiting period for these refunds will be between 7 to 10 days.	R35,58 R140,55 R192,33 R295,90 R443,84	R38,07 R150,39 R205,80 R316,61 R474,91	7,00% 7,00% 7,00% 7,00%
9	Charges for Credit and Debit card payments in excess of R3000.00 PLUS Administration Fee - card payment	Charged at 1% of card payment fee R35,58	Charged at 1% of card payment fee R38,07	7,00%

**SURCHARGES
ALL DEPARTMENTS**

1	Interest rate per annum (calculated on daily outstanding balance)	7,75%	10,75%
2	Collection Charge Rate per annum	10%	10%

PROMOTION OF ACCESS TO INFORMATION ACT

Applications made in terms of the Promotion of Access to Information Act, No. 2 of 2000

Schedule of Charges

Public and private bodies registered under the Value-Added Tax Act, No. 89 of 1994, as vendors may add value-added tax to all fees prescribed in this section.

	2022/23 Excl. Vat	2023/24 Excl. Vat	% Incr
<u>Fees in Respect of Guide</u>			
1 The fee for a copy of the guide as contemplated in regulation 2(3)(b) and 3(4)9c) for every photocopy of an A4-size page or part thereof is	R0,60	R0,60	0,00%
<u>Fees in Respect of Public Bodies</u>			
1. The fee for a copy of the manual as contemplated in regulation 5(c) for every photocopy of an A4-size page or part thereof is	R0,60	R0,60	0,00%
2. The fees for reproduction referred to in regulation 7(1) are as follows:			
(a) For every photocopy of an A4-size page or part thereof	R0,60	R0,60	0,00%
(b) For every printed copy of an A4-size page or part thereof held on a computer or in electronic or machine-readable form	R0,40	R0,40	0,00%
(c) For a copy in a computer-readable form on-			
(i) stiffy disc	R5,00	R5,00	0,00%
(ii) compact disc	R40,00	R40,00	0,00%
(d) (i) For a transcription of visual images, for an A4-size page or part thereof	R22,00	R22,00	0,00%
(ii) For a copy of visual images	R60,00	R60,00	0,00%
(e) (i) For a transcription of an audio record, for an A4-sizepage or part thereof	R12,00	R12,00	0,00%
(ii) For a copy of an audio record	R17,00	R17,00	0,00%
3. The request fee payable by every requester, other than a personal requester, referred to in regulation 7(2)is	R35,00	R35,00	0,00%
4. The access fees payable by a requester referred to in regulation 7(3) are as follows:			
(1) (a) For every photocopy of an A4-size page or part thereof	R0,60	R0,60	0,00%
(b) For every printed copy of an A4-sizepage or part thereof held on a computer or Electronic or machine –readable form	R0,40	R0,40	0,00%
(c) For a copy in a computer-readable form on-			
(i) stiffy disc	R5,00	R5,00	0,00%
(ii) compact disc	R40,00	R40,00	0,00%
(d) (i) For a transcription of visual images, for an A4-size page or part thereof	R22,00	R22,00	0,00%
(ii) For a copy of visual images	R60,00	R60,00	0,00%
(e) (i) For a transcription of an audio record, for an A4-size page or part thereof	R12,00	R12,00	0,00%
(ii) For a copy of an audio record	R17,00	R17,00	0,00%
(f) To search for and prepare the record for disclosure, for each hour or part of an hour, excluding the first hour, reasonably required for such search and preparation	R15,00	R15,00	0,00%
(2) For purposes of section 22(2) of the Act, the followingq applies:			
(a) Six hours as the hours to be exceeded before a deposit is payable; and			
(b) one third of the access fee is payable as a deposit by the requester.			
(3) The actual postage is payable when a copy of a record must be posted to a requester.			