



The Msunduzi Municipality

THE MSUNDUZI MUNICIPALITY APPROVED REGISTER OF TARIFFS AND CHARGES 2024/2025

(Inclusive of the Rate Randages)

CONTENTS

DEPARTMENT	TARIFFS	PG
BUDGET & TREASURY OFFICE	Rates	3
BUDGET & TREASURY OFFICE	Municipal Services Deposits	5
BUDGET & TREASURY OFFICE	Tender Documents Deposits	6
BUDGET & TREASURY OFFICE	Valuations	7
COMMUNITY SERVICES	Refuse Removal	8
COMMUNITY SERVICES	Landfill Site	13
COMMUNITY SERVICES	Municipal Halls	14
COMMUNITY SERVICES	Cemetery	21
COMMUNITY SERVICES	Crematoria	22
COMMUNITY SERVICES	Horticulture	24
COMMUNITY SERVICES	Swimming Pools	26
COMMUNITY SERVICES	Sports & Recreational Facilities	28
COMMUNITY SERVICES	Libraries	31
COMMUNITY SERVICES	Fire & Emergency Services	32
COMMUNITY SERVICES	Traffic & Security	35
INFRASTRUCTURE SERVICES	Electricity	36
INFRASTRUCTURE SERVICES	Water & Sanitation	46
SUSTAINABLE DEVELOPMENT & CITY'S DEVELOPMENT	Town Planning	52
SUSTAINABLE DEVELOPMENT & CITY'S DEVELOPMENT	Land Survey	53
SUSTAINABLE DEVELOPMENT & CITY'S DEVELOPMENT	Geographical Informations & Maps	55
SUSTAINABLE DEVELOPMENT & CITY'S DEVELOPMENT	Building Control	56
SUSTAINABLE DEVELOPMENT & CITY'S DEVELOPMENT	Advertising Signage	59
SUSTAINABLE DEVELOPMENT & CITY'S DEVELOPMENT	Wayleaves	62
SUSTAINABLE DEVELOPMENT & CITY'S DEVELOPMENT	Human Settlements	63
SUSTAINABLE DEVELOPMENT & CITY'S DEVELOPMENT	Licensing	65
SUSTAINABLE DEVELOPMENT & CITY'S DEVELOPMENT	Health	66
SUSTAINABLE DEVELOPMENT & CITY'S DEVELOPMENT	Airport	69
SUSTAINABLE DEVELOPMENT & CITY'S DEVELOPMENT	Municipal Market	71
ALL DEPARTMENTS	Miscellaneous Charges	73
ALL DEPARTMENTS	Promotion of Access to Information	74

BUDGET AND TREASURY OFFICE
Revenue Management
Rates

	2023/24	2024/25				
	R	R	% Incr			
1. The Rate Randages assessed in terms of the Local Government: Municipal Property Rates Act 6 of 2004 are as follows:						
(a) <u>Vacant Land</u> - no rebate granted	0,0291	0,0291	0,0%			
(b) <u>Unauthorised Use</u> (Inclusive of surcharges)	0,0500	0,0500	0,0%			
(c) <u>Residential Property</u>	0,0161	0,0161	0,0%			
(d) <u>Commercial Property</u>	0,0282	0,0282	0,0%			
(e) <u>Industrial Property</u>	0,0282	0,0282	0,0%			
(f) <u>Specialised Property</u>	0,0282	0,0282	0,0%			
(g) <u>Agricultural Property</u>	0,0039	0,0039	0,0%			
(h) <u>Public Service Infrastructure</u>	0,0039	0,0039	0,0%			
(i) <u>Rural Communal Property</u> Tariff removed - properties categorised as COMM, RES and VAC	NIL	NIL				
(j) <u>Sectional Title Garages - Separately Registered</u>	0,0161	0,0161	0,0%			
(k) <u>Mining Property</u>	0,0282	0,0282	0,0%			
(l) <u>Public Benefit Organisations</u>	0,0039	0,0039	0,0%			
Additional Rebate	<u>100%</u>	<u>100%</u>				
(m) Public Service Property	0,0282	0,0282	0,0%			
(n) Multipurpose Property	Applicable tariff will be charged in respect of the combination of categories above.					
2. REBATES:						
<u>Impermissable and Free Value Based Rebates</u>						
(o) No rates shall be levied on the market value of the first R15,000 of Residential Property. A rebate of 100% will be granted on all Residential Property from a value of R15,001 to a value of R100,000.						
<u>Aged Persons (Pensioner Rebate) and Disability Grantees Rebate</u>						
(p) Aged Persons Occupier Owner Applicants: 60 years and over						
Total monthly income of all occupants and owners from all sources (p.m)	R5 745	R6 108	6,31%			
%tage Rebate –						
<u>Child Headed Households</u>						
(q) Maximum monthly income of all occupants and owners from all sources (p.m)	R5 745	R6 108	6,31%			
%tage Rebate –						
<u>Listed Buildings</u>						
(r) Rates Rebate on Listed Buildings (Maximum Percentage)	40%	40%				
<u>Developers Rebate</u>						
(s) Rates Rebate on Vacant Land Only, Subject to Council's Conditions						
Year 1	100%	100%				
Year 2	66%	66%				
Year 3	33%	33%				

BUDGET AND TREASURY OFFICE
Revenue Management
Rates


	2023/24	2024/25	
	Excl.Vat	Excl.Vat	% Incr
3. MISCELLANEOUS CHARGES:			
(a) i. Rates Clearance Certificate Application Fee	R450,20	R474,96	5,50%
ii. Duplicate Statement Fee	R76,05	R80,23	5,50%
iii. Duplicate Revenue Clearance Certificate	R114,07	R120,34	5,50%
iv. Fee for Letters of Undertaking	R142,95	R150,81	5,50%
(b) Deeds Search Fee-per search	R57,00	R60,14	5,50%
(c) To search for and prepare any reconciliation, for each hour, or part of an hour, excluding the first half hour, reasonably required for such search and preparation.	R144,10	R152,02	5,50%
PLUS Administration Fee	R45,03	R47,51	5,50%
(Excluding applications made in terms of the Promotion of Access to Information Act, No. 2 of 2000)			
PLUS all copies incidental to complete the reconciliation	R5,40	R5,70	5,50%
4. INTEREST RATE AND COLLECTION CHARGES RATE:			
(a) Interest rate per annum (calculated on daily outstanding balance)	10,75%	11,75%	
(b) Collection Charge Rate per annum	10%	NIL	

BUDGET AND TREASURY OFFICE
Revenue Management
Application for Municipal Services - Deposits

DEPOSITS		2023/2024	2024/2025	
CHURCHES		R1 920,00	R2 025,00	PER METER
BUSINESSES				
20 AMP		R5 380,00	R5 675,00	PER METER
30 AMP		R6 650,00	R7 015,00	PER METER
40 AMP		R7 920,00	R8 355,00	PER METER
50 AMP		R9 200,00	R9 710,00	PER METER
60 AMP		R10 460,00	R11 035,00	PER METER
80 AMP		R11 720,00	R12 365,00	PER METER
100 AMP		R12 990,00	R13 705,00	PER METER
INCLUDING WATER- SINGLE PHASE WITH WATER				
20 AMP		R6 020,00	R6 355,00	PER METER
30 AMP		R7 920,00	R8 355,00	PER METER
40 AMP		R9 200,00	R9 710,00	PER METER
50 AMP		R10 460,00	R11 035,00	PER METER
60 AMP		R11 720,00	R12 365,00	PER METER
80 AMP		R12 990,00	R13 705,00	PER METER
100 AMP		R14 250,00	R15 035,00	PER METER
DOMESTIC-HOUSE, FLATS, COMPLEXES				
WATER ONLY		R2 220,00	R2 345,00	PER METER
WATER & ELECTRICITY	30 AMP	R4 440,00	R4 685,00	PER METER
WATER & ELECTRICITY	40 AMP	R4 750,00	R5 015,00	PER METER
WATER & ELECTRICITY	50 AMP	R5 380,00	R5 675,00	PER METER
WATER & ELECTRICITY	60 AMP	R5 720,00	R6 035,00	PER METER
WATER & ELECTRICITY	80 AMP	R6 010,00	R6 340,00	PER METER
ELECTRICITY ONLY				
	30 AMP	R2 220,00	R2 345,00	PER METER
	40 AMP	R2 470,00	R2 605,00	PER METER
	50 AMP	R2 860,00	R3 020,00	PER METER
	60 AMP	R3 490,00	R3 685,00	PER METER
	80 AMP	R4 120,00	R4 350,00	PER METER

BUDGET AND TREASURY OFFICE
SUPPLY CHAIN MANAGEMENT
Tender Documents Deposits

		2023/24 Excl.Vat	2024/25 Excl.Vat	% Incr
The tender documentation deposit is charged on pick up of a tender document by a tenderer.				
Non-refundable deposit for projects				
Contract Values between				
R 30 000.00 to R 200 000.00		R208,47	R219,93	5,50%
R 200 001.00 to R1 000 000.00		R250,16	R263,92	5,50%
R1 000 001.00 to R5 000 000.00		R625,41	R659,80	5,50%
R5 000 001.00 and over		R1 042,34	R1 099,67	5,50%



BUDGET AND TREASURY OFFICE
REAL ESTATE AND VALUATIONS
Valuations

		2023/24 Excl.Vat	2024/25 Excl.Vat	% Incr
Miscellaneous Charges				
1	Valuation CD	R1 087,84	R1 147,67	5,50%
2	Valuation Certificate	R59,34	R62,60	5,50%
3	Deed search fee	R59,34	R62,60	5,50%
4	Request ito Section 53 of the Municipal Properties Rates Act for reasons for the decision of the Municipal Valuer in respect of objections	R138,45	R146,07	5,50%



COMMUNITY SERVICES
WASTE MANAGEMENT
Refuse Removal Tariffs

		2023/24 Excl.Vat	2024/25 Excl.Vat	% Incr
Standard charges for Domestic and Commercial Refuse Removal Based on the relevant Electricity Scale				
<u>Refuse Removal Tariffs</u>				
1	Domestic			
	Single phase up to 80A	R131,40	R147,17	12,00%
	Three phase up to 100A	R131,40	R147,17	12,00%
	Prepayment Meter	R131,40	R147,16	12,00%
2	Multipurpose Property (Applicable to properties utilised for multiple purpose as per the rates category of property)			
	Single phase up to 80A	R199,19	R223,09	12,00%
	Three phase up to 100A	R199,19	R223,09	12,00%
	Prepayment Meter	R199,19	R223,09	12,00%
3	Small Power Users - Business/Commercial			
	Single phase up to 80A	R376,45	R421,62	12,00%
	Three phase up to 100A	R376,45	R421,62	12,00%
4	Large Power Users – Business/Commercial			
	Supply taken at 400V	R376,45	R421,62	12,00%
	Supply taken at 6.6 or 11kV	R376,45	R421,62	12,00%
5	Flats/Simplexes	R111,35	R124,71	12,00%
6	Previously PHB Housing and Informal Settlements (MASS HOUSING) - per household per month	R26,47	R29,64	12,00%
7	Central Business District Main cbd bordered by East(Massukwane), Winston/Victoria, Bulwer, Boschoff, Alan Paton, Prince Alfred, Railway, Pine. Greytown Rd form East To Trichy, Balhambra Way from Greytown Road to Newholme Way, Khan Road from Greytown Road to Deccan Road, Mysore Road from Greytown Road to Bangalore Road, Alan Paton up till King Edward Ave.	R500,62	R560,69	12,00%
8	For areas not being billed but supplied with prepaid electricity meters to cover the cost of co-operative supplied refuse collection services.	R21,01	R23,53	12,00%
9	Qualifying indigent consumers will receive 100% rebate in respect of the applicable charge.			
Interest rate per annum (calculated on daily outstanding balance)		10,75%	11,75%	

**COMMUNITY SERVICES
WASTE MANAGEMENT
Refuse Removal Tariff**

		2023/24 Excl.Vat	2024/25 Excl.Vat	% Incr
Fees payable for the additional removal and clearance of refuse by arrangement from premises other than those applicable in item 1 are contained within this section.				
1. (a)	Removal of additional domestic refuse: Excluding Central Business District			
	Normal days per collection –			
	(i) 3 x 85l bins or part thereof	R41,64	R46,64	12,00%
	(ii) 240l wheeled bin or part thereof	R41,64	R46,64	12,00%
(b)	Other than normal removal days, per collection –			
	(i) 3 x 85l bins or part thereof	R252,10	R282,36	12,00%
(c)	Where Council refuse containers are used on high density residential developments (simplexes, duplexes, cluster homes etc). The charge for a 1,75m³ container for approx. 10 units, one clearance per week, subject to agreement with the Waste Management Division.	R412,12	R461,58	12,00%
2. (a)	Removal of additional domestic refuse: Central Business District			
	Normal days per collection –			
	(i) 3 x 85l bins or part thereof	R41,80	R46,81	12,00%
	(ii) 240l wheeled bin or part thereof	R41,80	R46,81	12,00%
(b)	Other than normal removal days, per collection –			
	(i) 3 x 85l bins or part thereof	R256,79	R287,61	12,00%
(c)	Where Council refuse containers are used on high density residential developments (simplexes, duplexes, cluster homes etc). The charge for a 1,75m³ container for approx. 10 units, one clearance per week, subject to agreement with the Waste Management Division.	R419,72	R470,09	12,00%
3. (a)	Removal of trade refuse [Industrial/Commercial]:			
	Normal days, per collection –			
	(i) 3 x 85l bins or part thereof	R108,92	R121,99	12,00%
	(ii) 210l drum or part thereof	R108,92	R121,99	12,00%
	(iii) 240l bin or part thereof	R108,92	R121,99	12,00%
	(iv) Removal of additional refuse as per 3(a)(i)-(iii)	R108,92	R121,99	12,00%
(b)	Other than normal removal days, per collection –			
	(i) 3 x 85l bins or part thereof	R241,07	R270,00	12,00%
	(ii) 210l drum or part thereof	R241,07	R270,00	12,00%
	(iii) 240l bin or part thereof	R241,07	R270,00	12,00%

**COMMUNITY SERVICES
WASTE MANAGEMENT
Refuse Removal Tariffs**

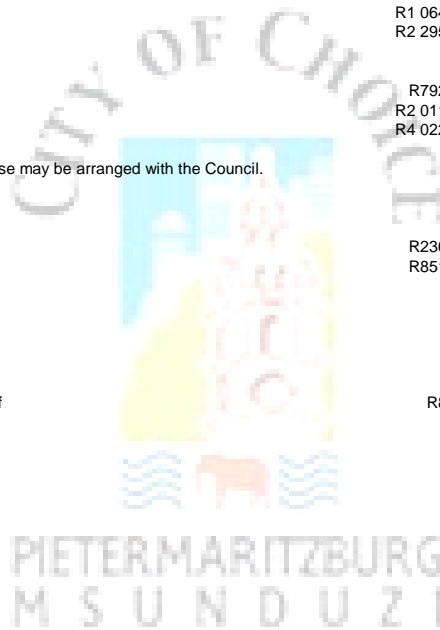
		2023/24 Excl.Vat	2024/25 Excl.Vat	% Incr
4	Removal of industrial refuse [Industrial/Commercial]:			
(a)	(i) per load or part thereof [maximum 15 m³] removed as a once off clearance	R4 140,29	R4 637,13	12,00%
	(ii) bulk refuse containers [15 m³] hire thereof, including a once off clearance	R3 116,62	R3 490,61	12,00%
	(iii) bulk refuse containers [maximum 15 m³] hire thereof, including one clearance per week	R3 017,91	R3 380,06	12,00%
	(iv) second clearance	R2 089,66	R2 340,42	12,00%
	(v) each additional clearance	R1 874,51	R2 099,46	12,00%
	(b) small mobile refuse containers [approx. 0,24m³] available in Otto Bin serviced areas only:			
	(i) hire thereof, including one clearance per week.	R115,55	R129,41	12,00%
	(ii) second clearance	R87,23	R97,70	12,00%
	(iii) each additional clearance	R79,71	R89,28	12,00%
	(c) small mobile refuse containers [approx. 1 m³] available in Otto Bin services areas only:			
	(i) hire thereof, including one clearance per week.	R462,56	R518,06	12,00%
	(ii) second clearance	R341,20	R382,14	12,00%
	(iii) each additional clearance	R298,14	R333,92	12,00%
	(d) small mobile refuse containers [approx. 2 m³]:			
	(i) hire thereof as a once off clearance	R752,13	R842,39	12,00%
	(ii) hire per week, including one clearance	R683,59	R765,62	12,00%
	(iii) second clearance	R354,91	R397,50	12,00%
	(iv) each additional clearance	R311,03	R348,35	12,00%
	(e) 7 m³ refuse skips available in south-west area only:			
	(i) hire thereof, including one clearance per week.	R1 510,44	R1 691,70	12,00%
	(ii) second clearance	R1 058,17	R1 185,15	12,00%
	(iii) each additional clearance	R900,75	R1 008,84	12,00%
5	The tariff for the removal of refuse from properties owned by the State & Municipal Departments:			
	240l			
	(i) hire thereof, including one clearance per week.	R116,66	R130,66	12,00%
	(ii) second clearance	R87,23	R97,70	12,00%
	(iii) each additional clearance	R79,94	R89,53	12,00%
	1 100l			
	(i) hire thereof, including one clearance per week.	R442,44	R495,54	12,00%
	(ii) second clearance	R326,23	R365,37	12,00%
	(iii) each additional clearance	R277,36	R310,64	12,00%

COMMUNITY SERVICES
WASTE MANAGEMENT
Refuse Removal Tariffs

		2023/24 Excl.Vat	2024/25 Excl.Vat	% Incr
1,75m³				
(i)	hire thereof, including once off clearance	R719,50	R805,84	12,00%
(ii)	hire per week, including one clearance per week	R654,02	R732,50	12,00%
(iii)	second clearance	R339,49	R380,23	12,00%
(iv)	each additional clearance	R297,54	R333,25	12,00%
7m³				
(i)	hire thereof, including one clearance per week	R1 444,51	R1 617,85	12,00%
(ii)	Second clearance	R1 021,51	R1 144,10	12,00%
(iii)	Each additional clearance	R861,79	R965,21	12,00%
15m³				
(i)	per load or part thereof removed as a once off clearance	R4 140,29	R4 637,13	12,00%
(ii)	hire thereof, including a once off clearance	R3 116,62	R3 490,61	12,00%
(iii)	hire thereof, including once off clearance per week	R3 017,91	R3 380,06	12,00%
(iv)	second clearance	R2 089,66	R2 340,42	12,00%
(v)	each additional clearance	R1 874,51	R2 099,46	12,00%
20m³				
(i)	per load or part thereof removed as a once off clearance	R5 520,07	R6 182,47	12,00%
(ii)	hire thereof, including a once off clearance	R4 155,12	R4 653,73	12,00%
(iii)	hire thereof, including once off clearance per week	R4 024,30	R4 507,21	12,00%
(iv)	second clearance	R2 823,10	R3 161,87	12,00%
(v)	each additional clearance	R2 499,92	R2 799,91	12,00%
25m³				
(i)	per load or part thereof removed as a once off clearance	R6 900,29	R7 728,32	12,00%
(ii)	hire thereof, including a once off clearance	R5 194,29	R5 817,60	12,00%
(iii)	hire thereof, including a once off clearance per week	R5 030,02	R5 633,62	12,00%
(iv)	second clearance	R3 528,52	R3 951,94	12,00%
(v)	each additional clearance	R3 125,18	R3 500,21	12,00%
6	Removal and clearances from properties outside the refuse removal area:	Applicable Tariff plus 20%	Applicable Tariff plus 20%	

COMMUNITY SERVICES
WASTE MANAGEMENT
Refuse Removal Tariffs

		2023/24 Excl.Vat	2024/25 Excl.Vat	% Incr
7	Dead animals [per carcass] during working hours –			
(a)	(i) dog or cat	R709,96	R795,16	12,00%
	(ii) sheep, goat, calf or pig	R1 064,87	R1 192,66	12,00%
	(iii) ox, cow, bull, horse, mule or donkey	R2 295,28	R2 570,71	12,00%
(b)	outside working hours –			
	(i) dog or cat	R792,73	R887,86	12,00%
	(ii) sheep, goat, calf or pig	R2 011,44	R2 252,81	12,00%
	(iii) ox, cow, bull, horse, mule or donkey	R4 022,88	R4 505,63	12,00%
The fees specified in this item shall be payable upon demand or otherwise may be arranged with the Council.				
8	Euthanased animals [per carcass]:			
(a)	Removal of dog and cat carcasses from the premises owned or occupied by registered veterinary practitioners –			
	(i) during normal working hours	R236,68	R265,08	12,00%
	(ii) after normal working hours	R851,88	R954,11	12,00%
(b)	removal of carcasses other than dogs and cats shall be charged at the fees prescribed in items 3 and 4 as the case may be.			
	Recycling			
(c)	Supply of clear plastic bag and collection of recyclables thereof	R8,61	R9,64	12,00%



COMMUNITY SERVICES
WASTE MANAGEMENT
Landfill Site Tariffs

		2023/24 Excl.Vat	2024/25 Excl.Vat	% Incr
1	The tariff for the disposal of refuse at the New England Road Landfill Site –			
	(a) general domestic refuse, inert trade refuse, per 250kg or part thereof	R70,49	R78,94	12,00%
	(b) mixed refuse (garden, domestic, trade refuse, including builder's rubble) per 250kg or part thereof	R70,49	R78,94	12,00%
	(c) industrial sludges, subject to agreement and approval by the Landfill Manager per 250kg or part thereof	R303,92	R340,39	12,00%
	(d) builder's rubble and excavated material per 250kg or part thereof	R23,00	R25,76	12,00%
	(e) bulk food waste and condemned food per 250kg or part thereof	R159,51	R178,65	12,00%
	(f) garden refuse, per 250kg or part thereof	R23,00	R25,76	12,00%
	(g) finely divided excavated material with the maximum stone content of 10% and maximum stone size of 100mm per 250kg or part thereof	R10,59	R11,86	12,00%
	(h) Sawdust and woodwaste, per 250kg or part thereof	R107,39	R120,27	12,00%
	Provided that no charge shall be payable for the disposal of –			
	(i) garden refuse by <u>bona fide</u> householders where such refuse is conveyed in motor cars, trailers with a nominal capacity not greater than 0,5 tonne and light delivery vehicles with a nominal capacity not greater than 1 tonne and deposited in the garden refuse containers.	Existing concession	Existing concession	
	(ii) builder's rubble by <u>bona fide</u> householders and casual builders where such rubble is conveyed in vehicles with a nominal capacity not greater than 1 tonne and deposited in the demarcated area on the Landfill site.	1 Tonne - limit	1 Tonne - limit	
	(iii) garden refuse by <u>bona fide</u> householders where such refuse is conveyed in vehicles with a nominal capacity not greater than 1 tonne and deposited in the demarcated area on the Landfill Site	1 Tonne - limit	1 Tonne - limit	
	(iv) soil, ash and sand which the Landfill Site Manager has agreed in advance is suitable cover material, delivered in trucks of minimum 5 tonne capacity.	No change to existing concession	No change to existing concession	
2	Tariff for the voluntary weighing of vehicles (per vehicle)	R58,20	R65,18	12,00%
3	That parking of a vehicle, trailer or container be not more than 8 hours at the New England Road Site, or on the road reserve adjacent to the site For each 8 hour period (per unit)	R644,63	R721,98	12,00%
4	Building Rubble: deposit payable when submitting a building plan for approval and refundable upon proof of disposal on the landfill site.	R2 167,42	R2 427,51	12,00%
5	Illegal Dumping: a collection and disposal fee per 1,75m³ container load for refuse or rubble dumped on a road verge in front of or next to a property. Vehicles may be impounded as deemed necessary.	R14 878,23	R16 663,62	12,00%
6	Florescent Tubes – complete tubes to be deposited in specialized containers located in the recycling area. Per 250 kgs or part thereof	R139,53	R156,27	12,00%

COMMUNITY SERVICES
Community Halls

		2023/24 Excl.Vat	2024/25 Excl.Vat	% Incr
<u>City Hall and Musical Instruments</u>				
1	Main Hall			
	Hire of Main Hall (inclusive of fire protection)	R6 367,89	R7 132,04	12,00%
	After Midnight per hour or part thereof	R1 020,37	R1 142,81	12,00%
	Per hour of Preparations/Rehearsals	R431,49	R483,27	12,00%
	Deposit Refundable - damage/breakage etc. and overtime for caretakers and cleaners	R9 252,66	R10 362,98	12,00%
2	Hire of Musical Instruments			
	Grand Piano (August Forster) Per performance	R865,78	R969,67	12,00%
	Per hour of Rehearsals	R134,26	R150,37	12,00%
	Grand Piano (Steinway) Per Performance	R1 440,16	R1 612,98	12,00%
	Per Hour of Rehearsals	R134,26	R150,37	12,00%
	Organ per Performance	R1 440,16	R1 612,98	12,00%
	Per Hour of Rehearsals	R134,26	R150,37	12,00%



COMMUNITY SERVICES
Community Halls

Scale A

2023/24
Excl.Vat

2024/25
Excl.Vat

% Incr

Ashdown Hall
Unit "S" Hall
Imbali
Unit "J"
Unit "N"
Plessislaer
Georgetown

1. PRIVATE FUNCTIONS

1,1 Profit-making functions, banquets, theatre and the like,

Charge per 12 hours

Additional time per hour

Deposit

Overtime charges per hour on weekends & public holidays

R2 485,53

R516,99

R4 113,75

R289,98

R2 783,79

R579,03

R4 607,40

R324,78

12,00%

12,00%

12,00%

12,00%

1,2 Fund-raising functions by sporting, religious, social & cultural institutions recognized by the Council.

Charge per 12 hours

Additional time per hour

Deposit

Overtime charges per hour on weekends & public holidays

R1 657,02

R309,86

R4 113,75

R289,98

R1 855,86

R347,05

R4 607,40

R324,78

12,00%

12,00%

12,00%

12,00%

1,3 Weddings, receptions, parties, choir performances and the like,

Charge per 12 hours

Additional time per hour

Deposit

Overtime charges per hour on weekends & public holidays

R2 278,40

R516,99

R4 113,75

R289,98

R2 551,81

R579,03

R4 607,40

R324,78

12,00%

12,00%

12,00%

12,00%

2. COMMUNITY ACTIVITIES

2.1.1 Institutional activities of political, educational, cultural or sporting bodies recognized by the Council.

Charge per hour: Monday to Thursday

Deposit

R414,25

R2 203,79

R463,96

R2 468,25

12,00%

12,00%

2.1.2 Religious Activities (Church Services): Charge per hour

Monday to Thursday

Deposit

Sundays - minimum 3hrs Hire

R414,25

R2 203,79

R463,96

R2 468,25

12,00%

12,00%

2.2 Activities of the Community Awareness Project and of groups, clubs etc., affiliated with the Project or sponsored by it.

Per uninterrupted period not exceeding 3 hours: Monday to Thursday

Deposit

R621,38

R2 203,79

R695,95

R2 468,25

12,00%

12,00%

2.3 Rehearsals:

Rehearsals per hour: Monday to Thursday

Deposit

R372,83

R2 203,79

R417,57

R2 468,25

12,00%

12,00%

2.4 Pre-Schools

Per uninterrupted period not exceeding 6 hours

Deposit

R207,13

R2 203,79

R231,98

R2 468,25

12,00%

12,00%

Vulindlela Halls
Halls & Buffer Strip
Community Hall

2.5

Hire of Hall

Refundable Deposit

R1 557,35

R1 557,35

R1 744,23

R1 744,23

12,00%

12,00%

2.6 Overtime charges per hour on weekends & public holidays

R289,98

R324,78

12,00%

COMMUNITY SERVICES

Community Halls

<u>Scale B</u>		2023/24 Excl.Vat	2024/25 Excl.Vat	% Incr
	Truro Main Hall			
1. PRIVATE FUNCTIONS				
1.1	Profit-making functions, banquets, theatre and the like, Charge per 12 hours Additional time per hour Deposit Overtime charges per hour on weekends & public holidays	R5 799,56 R516,99 R4 113,75 R289,98	R6 495,51 R579,03 R4 607,40 R324,78	12,00% 12,00% 12,00% 12,00%
1.2	Fund-raising functions by sporting, religious, social & cultural institutions recognized by the Council. Charge per 12 hours Additional time per hour Deposit Overtime charges per hour on weekends & public holidays	R4 763,93 R414,25 R4 113,75 R289,98	R5 335,60 R463,96 R4 607,40 R324,78	12,00% 12,00% 12,00% 12,00%
1.3	Weddings, receptions, parties, choir performances and the like, Charge per 12 hours (Hall+Sec 1) Additional time per hour Deposit Overtime charges per hour on weekends & public holidays	R5 799,56 R516,99 R4 113,75 R289,98	R6 495,51 R579,03 R4 607,40 R324,78	12,00% 12,00% 12,00% 12,00%
2. COMMUNITY ACTIVITIES				
2.1.1	Institutional activities of political, educational, cultural or sporting bodies recognized by the Council. Charge per hour: Monday to Thursday Deposit	R621,38 R2 203,79	R695,95 R2 468,25	12,00% 12,00%
2.1.2	Religious Activities(CHurch Services): Charge per hour Monday to Thursday Deposit Sundays - minimum 3hrs Hire	R621,38 R2 203,79	R695,95 R2 468,25	12,00% 12,00%
2.2	Activities of the Community Awareness Project and of groups, clubs etc., affiliated with the Project or sponsored by it. Per uninterrupted period not exceeding 3 hours: Monday to Thursday Deposit	R621,38 R2 203,79	R695,95 R2 468,25	12,00% 12,00%
2.3	Rehearsals: Rehearsals per hour: Monday to Thursday Deposit	R516,99 R2 203,79	R579,03 R2 468,25	12,00% 12,00%
2.4	Overtime charges per hour on weekends & public holidays	R289,98	R324,78	12,00%

COMMUNITY SERVICES
Community Halls

Scale C

	2023/24	2024/25	
	Excl.Vat	Excl.Vat	% Incr
Bombay Road Hall plus Annexure I or Annexure II			
AF Wood Hall and Annexe			
Grange Hall plus Annexe			
1. PRIVATE FUNCTIONS			
1.1 Profit-making functions, banquets, theatre and the like,			
Charge per 12 hours (Hall+Annex1)	R4 539,67	R5 084,43	12,00%
Additional time per hour	R516,99	R579,03	12,00%
Deposit	R4 113,75	R4 607,40	12,00%
Overtime charges per hour on weekends & public holidays	R289,98	R324,78	12,00%
1.2 Fund-raising functions by sporting, religious, social & cultural institutions recognized by the Council.			
Charge per 12 hours (Hall+Annex1)	R3 728,29	R4 175,68	12,00%
Additional time per hour	R309,86	R347,05	12,00%
Deposit	R4 113,75	R4 607,40	12,00%
Overtime charges per hour on weekends & public holidays	R289,98	R324,78	12,00%
1.3 Weddings, receptions, parties, choir performances and the like,			
Charge per 12 hours (Hall+Annex1)	R4 142,54	R4 639,65	12,00%
Additional time per hour	R516,99	R579,03	12,00%
Deposit	R4 113,75	R4 607,40	12,00%
Overtime charges per hour on weekends & public holidays	R289,98	R324,78	12,00%
2. COMMUNITY ACTIVITIES			
2.1.1 Institutional activities of political, educational, cultural or sporting bodies recognized by the Council.			
Charge per hour: Monday to Thursday	R414,25	R463,96	12,00%
Deposit	R2 203,79	R2 468,25	12,00%
2.1.2 Religious Activities (Church Services): Charge per hour			
Monday to Thursday	R414,25	R463,96	12,00%
Deposit	R2 203,79	R2 468,25	12,00%
Sundays - minimum 3hrs Hire			
2.2 Activities of the Community Awareness Project and of groups, clubs etc., affiliated with the Project or sponsored by it.			
Per uninterrupted period not exceeding 3 hours: Monday to Thursday	R621,38	R695,95	12,00%
Deposit	R2 203,79	R2 468,25	12,00%
2.3 Rehearsals:			
Rehearsals per hour: Monday to Thursday	R372,83	R417,57	12,00%
Deposit	R2 203,79	R2 468,25	12,00%
2.4 Pre-Schools			
Per uninterrupted period not exceeding 6 hours	R207,13	R231,98	12,00%
Deposit	R2 203,79	R2 468,25	12,00%
2.5 Overtime charges per hour on weekends & public holidays	R289,98	R324,78	12,00%

COMMUNITY SERVICES
Community Halls

Scale D

		2023/24 Excl.Vat	2024/25 Excl.Vat	% Incr
	Truro Center – Secondary Hall II			
	Bombay Road Hall			
	Eastwood Theater			
	Eastwood Hall			
	AF Wood Hall			
	Woodlands Hall			
	Grange Hall			
	Sobantu			
<u>1. PRIVATE FUNCTIONS</u>				
1.1	Profit-making functions, banquets, theatre and the like, Charge per 12 hours Additional time per hour Deposit Overtime charges per hour on weekends & public holidays	R3 314,04 R516,99 R4 113,75 R289,98	R3 711,72 R579,03 R4 607,40 R324,78	12,00% 12,00% 12,00% 12,00%
1.2	Fund-raising functions by sporting, religious, social & cultural institutions recognized by the Council. Charge per 12 hours Additional time per hour Deposit Overtime charges per hour on weekends & public holidays	R2 485,53 R309,86 R4 113,75 R289,98	R2 783,79 R347,05 R4 607,40 R324,78	12,00% 12,00% 12,00% 12,00%
1.3	Weddings, receptions, parties, choir performances and the like, Charge per 12 hours Additional time per hour Deposit Overtime charges per hour on weekends & public holidays	R3 106,91 R516,99 R4 113,75 R289,98	R3 479,74 R579,03 R4 607,40 R324,78	12,00% 12,00% 12,00% 12,00%
<u>2. COMMUNITY ACTIVITIES</u>				
2.1.1	Institutional activities of political, educational, cultural or sporting bodies recognized by the Council. Charge per hour: Monday to Thursday Deposit	R414,25 R2 203,79	R463,96 R2 468,25	12,00% 12,00%
2.1.2	Religious Activities (Church Services): Charge per hour Monday to Thursday Deposit	R414,25 R2 203,79	R463,96 R2 468,25	12,00% 12,00%
2.2	Activities of the Community Awareness Project and of groups, clubs etc., affiliated with the Project or sponsored by it. Per uninterrupted period not exceeding 3 hours: Monday to Thursday Deposit Sundays - minimum 3hrs Hire	R621,38 R2 203,79	R695,95 R2 468,25	12,00% 12,00%
2.3	Rehearsals: Rehearsals per hour: Monday to Thursday Deposit	R372,83 R2 203,79	R417,57 R2 468,25	12,00% 12,00%
2.4	Pre-Schools Per uninterrupted period not exceeding 6 hours Deposit	R207,13 R2 203,79	R231,98 R2 468,25	12,00% 12,00%
2.5	Overtime charges per hour on weekends & public holidays	R289,98	R324,78	12,00%

COMMUNITY SERVICES
Community Halls

Scale E

	2023/24 Excl.Vat	2024/25 Excl.Vat	% Incr
Truro Center – Secondary Hall I			
Truro Social Center I			
Truro Social Center II			
Bombay Rd - Annexe I or II			
Eastwood Social Center			
AF Wood Annexe			
Grange Annexe			
Glenwood Hall			
1. PRIVATE FUNCTIONS			
1.1 Profit-making functions, banquets, theatre and the like,			
Charge per 12 hours	R2 071,27	R2 319,82	12,00%
Additional time per hour	R516,99	R579,03	12,00%
Deposit	R4 113,75	R4 607,40	12,00%
Overtime charges per hour on weekends & public holidays	R289,98	R324,78	12,00%
1.2 Fund-raising functions by sporting, religious, social & cultural institutions recognized by the Council.			
Charge per 12 hours	R1 855,86	R2 078,56	12,00%
Additional time per hour	R309,86	R347,05	12,00%
Deposit	R4 113,75	R4 607,40	12,00%
Overtime charges per hour on weekends & public holidays	R289,98	R324,78	12,00%
1.3 Weddings, receptions, parties, choir performances and the like,			
Charge per 12 hours	R2 071,27	R2 319,82	12,00%
Additional time per hour	R516,99	R579,03	12,00%
Deposit	R4 113,75	R4 607,40	12,00%
Overtime charges per hour on weekends & public holidays	R289,98	R324,78	12,00%
2. COMMUNITY ACTIVITIES			
2.1.1 Institutional activities of political, educational, cultural or sporting bodies recognized by the Council.			
Charge per hour: Monday to Thursday	R414,25	R463,96	12,00%
Deposit	R2 203,79	R2 468,25	12,00%
2.1.2 Religious Activities (Church Services): Charge per hour			
Monday to Thursday	R414,25	R463,96	12,00%
Deposit	R2 203,79	R2 468,25	12,00%
2.2 Activities of the Community Awareness Project and of groups, clubs etc., affiliated with the Project or sponsored by it.			
Per uninterrupted period not exceeding 3 hours: Monday to Thursday	R621,38	R695,95	12,00%
Deposit	R2 203,79	R2 468,25	12,00%
Sundays - minimum 3hrs Hire			
2.3 Rehearsals:			
Rehearsals per hour: Monday to Thursday	R372,83	R417,57	12,00%
Deposit	R2 203,79	R2 468,25	12,00%
2.4 Pre-Schools			
Per uninterrupted period not exceeding 6 hours	R207,13	R231,98	12,00%
Deposit	R2 203,79	R2 468,25	12,00%
2.5 Overtime charges per hour on weekends & public holidays	R289,98	R324,78	12,00%

COMMUNITY SERVICES
Community Halls

<u>Winston Churchill Theatre</u>	2023/24 Excl.Vat	2024/25 Excl.Vat	% Incr
Full Theatre			
Per day	R5 175,78	R5 796,87	12,00%
Rehearsals (per hour): Monday to Thursday	R621,05	R695,58	12,00%
Lascelles Room – Per Performance	R3 105,42	R3 478,07	12,00%
Lascelles Room – Rehearsal (per hour): Monday to Thursday	R414,09	R463,78	12,00%
Deposit	R5 302,46	R5 938,75	12,00%
Deposits for Live Shows at the Winston Churchill Theatre	R6 832,05	R7 651,90	12,00%
Overtime labour charges per hour on weekends & public holidays	R289,81	R324,59	12,00%

** Confirmation of Hire subject to obtaining a permit from the Environmental Health Division of the Msunduzi Municipality.

MISCELLANEOUS CHARGES

1	Excessive cleaning after functions (per hour)	R621,38	R695,95	12,00%
2	Cooking facilities (Including gas, pot, spoons)	R724,61	R811,57	12,00%
3	Extra time after midnight			
4	SAMRO Performing Rights – per function	R103,56	R115,99	12,00%

GENERAL COMMENTS

For tariff rates on Community based activities/functions on weekends and public holidays, refer to section 1.2 on the tariff schedule.

Daily pre-school hire is restricted to Annexe and Secondary Halls.

In the event of the Free use of halls on weekends, the hirer is required to pay the overtime for 2 Caretakers X number of hours
All free use bookings: Hirers to provide their own toiletries and pay the required deposit which will be used to offset any damages to Council property
Excessive cleaning: The Hirer is required to pay for 4 General employees X 5 hours X the applicable rate

**COMMUNITY SERVICES
SPORT AND RECREATION
Cemetery**

		2023/24 Excl.Vat	2024/25 Excl.Vat	% Incr
<u>Mountain Rise Cemetery</u>				
<u>Cemetery and Crematoria Tariffs</u>				
A. Cemetery Tariffs for Residents				
1	Private Graves			
	Reserved Site (including maintenance levy)	R7 453	R8 347	12,00%
	Unreserved Site – Adult (including maintenance levy)	R6 211	R6 956	12,00%
	Child under 12 years of age (including maintenance levy)	R3 271	R3 664	12,00%
	Child under 1 year or stillborn (including maintenance levy)	R2 091	R2 342	12,00%
	Ashes	R290	R325	12,00%
	Second Internment –			
	Adult	R1 139	R1 275	12,00%
	Child	R518	R580	12,00%
2	Public Grave			
	Adult	R1 553	R1 739	12,00%
	Child under 12 years of age	R725	R812	12,00%
	Child under 1 year or stillborn	R331	R371	12,00%
The charge for the burial of newly born child and mother in the same coffin shall be the same as for a single adult.				
3	Miscellaneous			
	Exhumation of body	R3 271	R3 664	12,00%
	Permit to erect memorial per grave site	R621	R696	12,00%
	Permit to erect kerbs only – (No inscription) per grave site	R311	R348	12,00%
	Permit to add inscription	R311	R348	12,00%
	Transfer of Grave Site	R311	R348	12,00%
	Rental of Storage Material Bins (payable annually in advance) per annum	R238	R267	12,00%
	Overtime labour charge additional to normal burial fees for funeral commenced or concluded after 16H00 per funeral, per hour or part thereof	R331	R371	12,00%
	Lengthening or widening of Graves	R911	R1 020	12,00%
	Overtime labour charge in addition to the normal burial fee, for burials			
	On Saturday	R455	R510	12,00%
	On Sundays an public holidays per burial	R621	R696	12,00%
	Late arrival of body for burial (for each quarter of an hour or part thereof)	R311	R348	12,00%

**COMMUNITY SERVICES
SPORT AND RECREATION
Crematoria**

		2023/24 Excl.Vat	2024/25 Excl.Vat	% Incr
B. Crematorium Tariffs for Residents				
1	Cremation Fees:			
	Person over 12 years of age	R2 335	R2 615	12,00%
	Child 12 years of age and under	R584	R654	12,00%
	Person certified as indigent	R545	R610	12,00%
	Overtime labour charge additional to normal Cremation fees for cremations on Saturdays	R428	R479	12,00%
	Cremation fees for cremations on Sundays and public holidays per cremation	R574	R643	12,00%
2	Space for Tablet at Memorial Wall			
	Note: Space for tablet may not be purchased except for immediate use, and shall be allocated in sequence upon application to the Registrar. The tablets shall be of white marble 30mm thick and of such a length and breadth as to fit into a recess 22.5 mm wide by 175 mm high. The finished face of the tablet shall be recessed 6mm from the face of the brick surround.			
	Space for inscribed tablet	R714	R800	12,00%
	Each subsequent inscription thereon	R290	R325	12,00%
3	Niche is columbarium and deposit therein of ashes			
	Note: Niches may not be purchased except for the immediate deposit of ashes and shall be allocated in sequence upon application to the Registrar. The niche must be sealed by a white marble tablet 25 mm thick and of such a length and breadth as to fit an opening 260 mm wide by 195 mm high. The finished face of the tablet shall be recessed 6 mm from the face of the brick surround.			
	Purchase of Niche	R1 967	R2 203	12,00%
	Each subsequent deposit of ashes in the same niche	R518	R580	12,00%
4	Safekeeping of ashes for a period exceeding 14 days from day of cremation, per week or part thereof	R207	R232	12,00%
	Note: If the ashes are removed or scattered in the Garden of Remembrance by a representative of the deceased within 14 days of the cremation, this charge will not be made.			
5	Purchase of grave 60 cm x 38 cm and interment of urn or casket containing ashes	R362	R406	12,00%
	Each subsequent deposit of ashes in the same grave	R238	R267	12,00%
	Note: Graves may not be purchased except for immediate use and shall be allocated in sequence upon application to the Registrar.			

**COMMUNITY SERVICES
SPORT AND RECREATION
Crematoria**

		2023/24 Excl.Vat	2024/25 Excl.Vat	% Incr
6	Late arrival of body at Crematorium (For each quarter or part thereof)	R269	R301	12,00%
7	Permit to erect memorial	R217	R243	12,00%
8	Use of Chapel			

C. Tariffs for Non-Residents

The scale of charges for non-residents shall be **double** the scale of residents, except in respect of charges for additional or overtime labour.

Azalea Cemetery Fee

1	Grave Sites – Residents			
	Family Grave	R269	R301	12,00%
	Single Grave	R207	R232	12,00%
	Child's Grave (12yrs and younger)	R197	R220	12,00%
	Grave for stillborn Child	R166	R185	12,00%
	Exhumation	R2 329	R2 609	12,00%
	Reburial	R238	R267	12,00%
	Enlargement of Grave	R207	R232	12,00%
	Sundays and Public Holidays	R621	R696	12,00%
2	Grave Sites – Non-Residents			
	Family Grave	R538	R603	12,00%
	Single Grave	R414	R464	12,00%
	Child's Grave (12yrs and younger)	R387	R434	12,00%
	Grave for stillborn Child	R331	R371	12,00%
	Exhumation	R2 329	R2 609	12,00%
	Reburial	R476	R533	12,00%
	Enlargement of Grave	R1 221	R1 368	12,00%

Once the Azalea Cemetery is closed, the Mountain Rise Cemetery will be effective as a one tariff structure for cemeteries.

**COMMUNITY SERVICES
SPORT AND RECREATION
Horticulture**

		2023/24 Excl.Vat	2024/25 Excl.Vat	% Incr
<u>Production and Display</u>				
1	Loan and Hire of Plants and other Decorative Features			
	Non profit organizations will be afforded the loan of palms for the decoration of functions that are to the benefit of the community and the upliftment of the City.			
	Profit making organizations – Hire of Palms per unit per function For functions that are to the benefit of the community and the upliftment of the City.	R148	R157	6,00%
	Damages incurred to plants and decorative features while on loan/hire are for the account of the organization.			
2	City Hall – Main Hall			
	Wings of Stage	R1 315	R1 394	6,00%
	Full Stage	R13 202	R13 995	6,00%
	Reception Point	R1 305	R1 384	6,00%
	Organ Steps	R2 621	R2 778	6,00%
	Base of Stage	R3 293	R3 491	6,00%
	Foliage Division	R3 293	R3 491	6,00%
	Palms around the Hall	R2 314	R2 453	6,00%
3	City Hall – Other Decorations			
	Water Feature (5m diam)	R11 867	R12 579	6,00%
	Fountain (1-1.5m diam)	R1 642	R1 740	6,00%
	Two meter diameter Decoration	R1 315	R1 394	6,00%
4	Sale of Plants			
4.1	Trees, Shrubs and Ground cover			
	Nursery Bag Size 1 (3l)			
	Wholesale	R30	R31	6,00%
	Retail	R40	R42	6,00%
	Nursery Bag (5l)			
	Wholesale	R69	R73	6,00%
	Retail	R99	R105	6,00%
	Nursery Bag Size 4 (8l)			
	Wholesale	R99	R105	6,00%
	Retail	R148	R157	6,00%
	Nursery Bag Size 6 (20l)			
	Wholesale	R138	R147	6,00%
	Retail	R257	R273	6,00%
	Nursery Bag (50l)			
	Wholesale	R475	R503	6,00%
	Retail	R989	R1 048	6,00%
	Nursery Bag (100l)			
	Wholesale	R633	R671	6,00%
	Retail	R1 286	R1 363	6,00%

**COMMUNITY SERVICES
SPORT AND RECREATION
Horticulture**

<u>Production and Display</u>		2023/24 Excl.Vat	2024/25	% Incr
4.2 Seedlings	Per Seedling			
	Wholesale	R10	R10	6,00%
	Retail	R10	R10	6,00%
4.3 Cuttings	Depending on size and species, contract grown in trays of 80 or loose:			
	Wholesale	R10	R10	6,00%
	Retail	R20	R21	6,00%
5	Hire of Park Facilities Alexandra Park, Exclusive use of a specific area in the Park for Functions: Weddings, Wedding receptions, Gatherings etc. end of the year parties (per day or part thereof)	R867	R919	6,00%
	Use per 15 amp Plug Point	R119	R126	6,00%
6	Hire of Demo Gardens, Percy Taylor Rockery, Mayor's Garden (Alexandra Park) and Wylie Park Recreation Functions: Weddings, Wedding receptions, end of the year parties etc. (per day or part thereof)	R3 293	R3 491	6,00%
	Use for photo sessions (per hour or part thereof)	R140	R148	6,00%
7	Hire of Wylie Park Gardens Functions: Weddings, Wedding receptions, end of the year parties etc. (per day or part thereof)	R3 293	R3 491	6,00%
	Use for photo sessions (per day or part thereof)	R148	R157	6,00%
8	Commercial and Non Commercial Events			
(a)	Hire by clubs, associations, schools,welfare & religious organisations (per day) If a gate levy is charged then the hire fee will either be 15% of gross gate levy or the tariff , which ever is greater (for non commercial purposes)	R10 593	R11 229	6,00%
(b)	Hire by other persons (per day or part thereof). Hire by commercial users (per day) or part thereof where gate levy is charged or for commercial purposes, such as advertising, concerts, conventions etc. (Commercial)	R13 242	R14 036	6,00%
(c)	Meetings arranged by Councillors for the purpose of informing and educating the community on matters directly affecting them subject to the approval by the Deputy Head : PLC or his nominee and that hires paying the full tariffs will have preference.	No Charge	No Charge	
(d)	Hire of a non-sporting event where "setting up" is required, prior to the day of the event. (Per day or part thereof)	R1 324	R1 404	6,00%
(e)	Hire by users to promote a merchandise / products, where a gate levy is not charged:			
	Commercial users	R13 242	R14 036	6,00%
	(i) Non Profit organisations	R13 242	R14 036	6,00%
	(ii) Council Events	No Charge	No Charge	

The GM: Community Services and and Manager: Recreational & Sporting be granted delegated authority to waive charges
in respect of item 1,5 and 6 for institutional activities of political, educational, cultural or sporting bodies recognized by the Council.

**COMMUNITY SERVICES
SPORT AND RECREATION
Pool Tariffs**

Swimming Pool Tariffs

Summer

Buchanan St. Pool
Berg St. Pool
Pilditch Pool
Olympic Pool
Alexandra Pool
Eastwood Pool
Sobantu Pool

Winter

			2023/24 Excl.Vat	2024/25	% Incr
	Buchanan St. Pool				
1	Daily Adults	Summer	R16	R16	0,00%
		Winter	R22	R22	0,00%
	Junior (U-16 and Scholars)	Summer	R11	R11	0,00%
		Winter	R16	R16	0,00%
	Scholars accompanied by teacher in official groups	Summer	R4	R4	0,00%
		Winter	R8	R8	0,00%
	Minimum Charge	Summer	R31	R31	0,00%
		Winter	R45	R45	0,00%
	Monthly Adults	Summer	R137	R137	0,00%
		Winter	R159	R159	0,00%
2	Junior (U-16 and Scholars)	Summer	R101	R101	0,00%
		Winter	R122	R122	0,00%
	Season Tickets Adults	Summer	R536	R536	0,00%
		Winter	R536	R536	0,00%
	Juniors	Summer	R290	R290	0,00%
		Winter	R325	R325	0,00%



**COMMUNITY SERVICES
SPORT AND RECREATION
Pool Tariffs**

		2023/24 Excl.Vat	2024/25	% Incr
3	The GM: Community Services and and Manager: Recreational & Sporting be granted delegated authority to waive the above charges in special circumstances for schools or organized groups such as street children, orphanages, municipal development programs etc. that make use of the facilities.			
4	Social Welfare Pensioners will be admitted free of charge.	No Charge	No Charge	
5	Use of the pool by professional swimming coach: To instruct competitive swimmers: Per hour or part thereof	R269	R269	0,00%
6	Hire of Pool for summer Galas per morning or afternoon session per evening session	R694 R950	R694 R950	0,00% 0,00%
7	Hire of pool for bona fide swimming Club Nights Summer Mondays to Fridays only Per half hour or part thereof Hire of Buchanan pool (Winter) Per half hour or part thereof	R112 R122	R112 R122	0,00% 0,00%
(Provided that in respect of the tariffs under item 6, there shall be a minimum charge payable at the rate prescribed for hire for a half hour, or part thereof, for every night a pool is hired, irrespective of whether any use is made of such pool by the hirer that night. In respect of items 5 & 7 the use of pools must be after public bathing times.)				
8	Use of electronic timing system at Alexandra Pool: Per morning or afternoon session Per evening session	R447 R648	R447 R648	0,00% 0,00%
9	Admission tickets other than monthly and season tickets shall be valid only in respect of the particular pool at which they were bought.			
10	Super tube per hour (exclusive use) Casual Rides per half hour (exclusively used by groups) Casual Rides per half hour (per person)	R569 R290 R290	R569 R290 R290	0,00% 0,00% 0,00%
11	The Community Services Committee reserves the right to allow free use of swimming pools by the public on specified days or hours of the day.			

COMMUNITY SERVICES
SPORT AND RECREATION
Sport and Recreation Facilities

		2023/24 Excl.Vat	2024/25	% Incr
<u>Sport and Recreation Facilities</u>				
1	Fleamarkets: Per day or part thereof			
	Maritzburg Oval Arts and Crafts Market Site (Alexandra Park)	R3 240	R3 629	12,00%
	Upmarket Site (Next to Kershaw Park Tennis Courts)	R2 592	R2 903	12,00%
	Public Open spaces or sport facility sites	R907	R1 016	12,00%
	Electricity per 15 amp plug per day	R139	R155	12,00%
2	Fee for the hire of grounds excluding floodlight, material and special preparation and cleaning:			
	Oval per day or part thereof	R1 691	R1 894	12,00%
	Training session – three hours	R159	R179	12,00%
	Fee for the hire of Harry Gwala Stadium			
	Excluding floodlights, material, marking and special preparation and cleaning			
	Per day or part thereof	R11 190	R12 533	12,00%
	Refundable Deposit	R11 190	R12 533	12,00%
	Use of functions room			
	Per day or part thereof	R4 482	R5 020	12,00%
	Use of field for training purposes			
	Per hour	R570	R639	12,00%
	Caluza Sport facility			
	Field			
	Between 07:00-12:00	R180	R202	12,00%
	Between 12:00-18:00	R180	R202	12,00%
	Between 18:00-24:00	R180	R202	12,00%
	Full Day	R312	R349	12,00%
	Sport Hall			
	Full Day or part there of	R3 465	R3 881	12,00%
	Refundable Deposit	R3 465	R3 881	12,00%
	Northdale/Imbali Stadium/s			
	Between 07:00-12:00	R747	R837	12,00%
	Between 18:00-24:00	R676	R757	12,00%
	All other soccer/rugby/grass hockey/polocrosse and cricket fields			
	Between 07:00-12:00	R181	R203	12,00%
	Between 12:00-18:00	R181	R203	12,00%
	Between 18:00-24:00	R181	R203	12,00%
	Full Day	R311	R348	12,00%
	Seasonal Lease by associations, clubs, federations per	R2 070	R2 319	12,00%
	Astro Hockey Field			
	Between 07:00-12:00	R569	R638	12,00%
	Between 12:00-17:00	R569	R638	12,00%
	Between 17:00-24:00	R569	R638	12,00%
	Wadley Stadium			
	Between 07:00-12:00	R569	R638	12,00%
	Between 12:00-17:00	R569	R638	12,00%
	Tennis/netball/volleyball/combi court			
	with lights per hour	R66	R74	12,00%
	without lights per hour	R56	R63	12,00%
	Squash Courts per hour	R56	R63	12,00%
3	All Sport Halls			
	For use by schools or sport associations per hour	R112	R125	12,00%
	Non sport associations per six hours or part thereof	R700	R784	12,00%
	Deposit (Refundable)	R673	R754	12,00%
4	Hire of sportsfield for non-sporting events	R3 437	R3 850	12,00%

COMMUNITY SERVICES
SPORT AND RECREATION
Sport and Recreation Facilities

		2023/24 Excl.Vat	2024/25 Excl.Vat	% Incr
4	Floodlight fees per hour			
	Oval – Level 1	R747	R837	12,00%
	- Level 2	R1 178	R1 319	12,00%
	- Level 3	R1 733	R1 941	12,00%
	Harry Gwala	R2 805	R3 142	12,00%
	Northdale Stadium	R686	R768	12,00%
	Protea Center – Ground Number 1	R207	R232	12,00%
	Protea Center – Ground Number 2	R157	R176	12,00%
	Dales Park Soccer	R157	R176	12,00%
	Dales Park Rugby	R157	R176	12,00%
	Dare Osborne	R157	R176	12,00%
	Qokololo			
	Ashdown	R157	R176	12,00%
	Sobantu	R157	R176	12,00%
	Wadley Stadium	R157	R176	12,00%
	AB Jackson Hockey Field	R905	R1 013	12,00%
	All other fields with Lights	R157	R176	12,00%
5	Three phase power – all facilities	R3 568	R3 996	12,00%
6	Equipment Hire Charge			
	Refundable Deposit	R1 035	R1 159	12,00%
	Daily Hire Charge	R157	R176	12,00%
	SPORTSFIELDS			
(a)	Hire by clubs, associations, schools,welfare & religious organisations (per day) If a gate levy is charged then the hire fee will either be 15% of gross gate levy or the tariff , which ever is greater (for non commercial purposes)	R11 088	R12 419	12,00%
(b)	Hire by other persons (per day or part thereof). Hire by commercial users (per day) or part thereof where gate levy is charged or for commercial purposes, such as advertising, concerts, conventions etc. (Commercial)	R13 860	R15 524	12,00%
(c)	Meetings arranged by Councillors for the purpose of informing and educating the community on matters directly affecting them subject to the approval by the Deputy Head : PLC or his nominee and that hires paying the full tariffs will have preference.	No Charge	No Charge	
(d)	Hire of a non-sporting event where "setting up" is required, prior to the day of the event. (Per day or part thereof)	R1 386	R1 552	12,00%
(e)	Hire by users to promote a merchandise / products, where a gate levy is charged:			
	Commercial users	R13 860	R15 524	12,00%
	(i) Non Profit organisations	R13 860	R15 524	12,00%
	(ii) Council Events	No Charge		

SPORT AND RECREATION
Sport and Recreation Facilities

		2023/24 Excl.Vat	2024/25 Excl.Vat	% Incr
7	Athletics Track Stadium Day 7:00 to 17:00			
	Refundable Deposit	R3 465	R3 881	12,00%
	Stadium Hire per day W/ VIP	R13 860	R15 524	12,00%
	Stadium Hire per day W/O VIP	R11 088	R12 419	12,00%
	Stadium Hire per Hour in excess of booking per day only	R624	R699	12,00%
	VIP Suite / Meeting Room per day or part thereof	R2 772	R3 105	12,00%
	Schools/Clubs excl. Floodlights per hour minimum of three hours Deposit			
	Concert/ Religious/Non Athletics event per day Deposit	R34 651 R11 088	R38 809 R12 419	12,00% 12,00%
	Floodlights Charges			
	Floodlights per hour	R2 772	R3 105	12,00%
	Schools/Clubs excl. Floodlights per hour minimum of three hours	R693	R776	12,00%
	Athletics Meetings			
	International Removed and included in Prestige & International			
	Prestige(International)	R27 721	R31 047	12,00%
	National	R20 791	R23 285	12,00%
	Provincial	R13 860	R15 524	12,00%
	Invitational	R13 860	R15 524	12,00%
	Regional	R6 930	R7 762	12,00%
	Inter-schools	R6 930	R7 762	12,00%
	Schools	R3 465	R3 881	12,00%
	Daily Coaching Activities			
	Registration Fee Coaches per annum	R1 386	R1 552	12,00%
	Private Coaches Registered with Stadium per month	R208	R233	12,00%
	School Groups Registered with Stadium per month/ per athlete	R69	R78	12,00%
	School Athletes Sponsored per month / per athlete	R69	R78	12,00%
	Individual Athletes / Self Coached per month	R139	R155	12,00%
	Gymnasium Members per annum	R2 079	R2 329	12,00%
	Use of Equipment			
	Hire of timing equipment (excluding operator) (Use of stadium operator only)	R2 772	R3 105	12,00%
	Other equipment (Track and field equipment) User is liable for any and all damages/breakage	R6 930	R7 762	12,00%
	Commercial Contract			
	Suite Leases - Annual	R29 938	R33 531	12,00%
	Suite Leases - Event	R6 930	R7 762	12,00%
	Gymnasium Lease	R69 302	R77 618	12,00%
	Category			
	Restaurant Caterin Contract per annum	R13 860	R15 524	12,00%
	Office Rental per month	R1 386	R1 552	12,00%
	Sports Shop Athletics per month	R2 772	R3 105	12,00%
	Overtime /Cleaning Charges per hour as per municipal staff rates			
	Advertising and Sponsorship			
	Advertisng around the Track per advertising board	R4 990	R5 588	12,00%
	Naming Rights dependant on market drive			
	Event Sponsorship dependant on marketing drive			
8	Hire of Bisley Valley and Ferncliffe Nature Reserves Resource Centres			
	Per Day or part thereof	R867	R971	12,00%
	Refundable Deposit	R583	R653	12,00%
9	The The GM: Community Services and and Manager: Recreational & Sporting be granted delegated authority to waive the above charges in special circumstances for schools or organized groups such as street children, orphanages etc. that makes use of the facilities			

**COMMUNITY SERVICES
SPORT AND RECREATION
Libraries**

		2023/24 Excl.Vat	2024/25 Excl.Vat	% Incr
1	Over due materials			
(a)	Fines for overdue books, audio-visual material and other media (Excluding videos and DVD's)			
	<u>Adults</u>			
	10 days grace			
	per book or item per week for 8 weeks	R1,82	R1,93	6,00%
	maximum fine per book or item	R8,87	R9,40	6,00%
	maximum fine per adult member	R84,22	R89,27	6,00%
	<u>Children & Young Adults</u>			
	10 days grace			
	per book or item per week for 5 weeks	R1,82	R1,93	6,00%
	maximum fine per book or item	R8,87	R9,40	6,00%
	maximum fine per juvenile or young adult member	R84,22	R89,27	6,00%
(b)	Fines for overdue videos and DVD's			
	<u>Adults, children and young adults</u>			
	No grace period			
	per item per day for 8 days	R1,82	R1,93	6,00%
	maximum fine per item	R8,87	R9,40	6,00%
2	Damaged Books			
	Torn pages – per page	R7,02	R7,44	6,00%
	Torn or lost book barcode – per barcode	R21,05	R22,32	6,00%
	Torn book pockets	R11,23	R11,90	6,00%
	Damage to book spine	R14,04	R14,88	6,00%
	Damage to book – to be assessed on return to librarian			
3	Lost Books			
	Original purchase price			
4	Membership Fees			
	Membership			
	Replacement barcode	R16,84	R17,85	6,00%
	Replacement pockets - each	R5,61	R5,95	6,00%
5	Photocopy Charges			
	For every photocopy of an A4 size page or part thereof	R0,84	R0,89	6,00%
	For every photocopy of an A3 size page or part thereof	R1,82	R1,93	6,00%
Note: These photocopy charges apply to the Library only. The photocopy charges reflected elsewhere in this document apply to the business units specified.				
6	Laser Printing			
	Colour	R16,84	R17,85	6,00%
	Black & White	R4,21	R4,46	6,00%
7	Hire Charges (bookings only within library hours)			
	Non-Government Organisations (NGO's)	R 0,00		
	per hour or part thereof			
	Auditorium	R168,43	R178,54	6,00%
	Boardroom	R168,43	R178,54	6,00%

COMMUNITY SERVICES
PUBLIC SAFETY AND EMERGENCY SERVICES
Fire and Emergency Services

	2023/24 Incl.Vat	2024/25 Incl.Vat	% Incr
--	---------------------	---------------------	--------

Except as is specifically otherwise provided, these tariffs determine the fees payable by a Controlling Authority, Governing Body or any other person in terms of Section 10 (1) of the Fire Brigade Services Act 99 of 1987 on whose behalf the Fire and Rescue Services of the Msunduzi Council is applied outside or inside the area of jurisdiction of the Council:

- (a) For the attendance of services
- (b) For the use of the services and any equipment, or
- (c) For any material consumed

Any person who feels aggrieved by an assessment of the charges raised may within 14 days after receipt of that assessment object in writing against that assessment as such, or the amount thereof, to the Municipal Manager of the Msunduzi Council, whereby the Council may confirm, alter or revoke the assessment.

Tariff of Charges for Services Rendered at Fire and Special Service Incidents

1 For Services Rendered at Incidents Classified as Fire and Rescue: per hour or part thereof			
1,1 Structural	R2 857,47	R3 057,50	7,00%
1,2 Transport	R2 276,06	R2 435,38	7,00%
1,3 Fire – Vegetation, Grass, Bush, Rubbish or Plantation	R1 857,48	R1 987,51	7,00%
1,4 Fire – Hazmat	R2 857,47	R3 057,50	7,00%
1,5 Fire – Other	R1 777,48	R1 901,91	7,00%
1,6 Special Service – Transport	R1 424,99	R1 524,74	7,00%
1,7 Special Service – Structural	R1 424,99	R1 524,74	7,00%
1,8 Special Service – Hazmat	R2 857,47	R3 057,50	7,00%
1,9 Special Service – Water	R1 424,99	R1 524,74	7,00%
1,10 Special Service – Other	R1 424,99	R1 524,74	7,00%
1,11 Out of Area			
Applicable rate as per incident plus 50% of applicable category plus charge			
1,12 For consumables used at any incident			
Cost of consumables used plus 15%			
2 Tariff of Charges in respect of the attendance & employment of Special Appliances and Plant to Fire & Rescue incidents			
For the attendance and employment (per hour or part thereof) of a:			
2,1 High Rise Fire fighting Appliance	R1 424,99	R1 524,74	7,00%
2,2 Water Foam Carrier	R1 424,99	R1 524,74	7,00%
2,3 Foam Tanker and / or Foam Service Vehicle	R1 424,99	R1 524,74	7,00%
2,4 Mobile Lighting Unit	R1 424,99	R1 524,74	7,00%
3 Tariff of Charges in respect of the employment of Outside Agencies at any incident			
For costs incurred as a result of the employment of an outside agency in:			
the mitigation of any incident			
Cost incurred plus 15% of applicable charge			
4 Tariff of Charges in respect of Fire Prevention Services			
4,1 For the attendance of staff at stage/theatre performances standby duty and the like, per staff member			
First Hour	R285,00	R304,95	7,00%
Per Hour thereafter	R152,50	R163,17	7,00%
4,2 For scheduled inspections, consultations, inspections of safety exits & appliances in public buildings			
First Hour	R285,00	R304,95	7,00%
Per Hour thereafter	R140,00	R149,80	7,00%
4,3 For the monitoring of direct alarm links – per alarm p.m.	R215,00	R230,05	7,00%
4,4 For a certified copy of a fire report - per copy	R285,00	R304,95	7,00%
4,5 For issuing a certificate of Registration - per certificate	R67,50	R72,22	7,00%
4,6 For issuing a certificate of Competence – per certificate	R712,49	R762,37	7,00%
4,7 For a copy of a Fire Investigation Report - per copy	R1 059,99	R1 134,19	7,00%
4,8 For the monitoring of non-emergency telephone lines (after hours complaints etc) – per line per annum	R44 589,57	R47 710,84	7,00%

COMMUNITY SERVICES
PUBLIC SAFETY AND EMERGENCY SERVICES
Fire and Emergency Services

	2023/24 Incl.Vat	2024/25 Incl.Vat	% Incr
5	Tariff of Charges in respect of Professional Fire Fighting and Rescue Training Course		
	(Per Candidate excluding course materials, accommodation etc.)		
5,1	R15 144,85	R16 204,99	7,00%
5,2	R5 037,45	R5 390,07	7,00%
5,3	R2 347,48	R2 511,80	7,00%
5,4	R6 729,93	R7 201,03	7,00%
5,5	R6 289,94	R6 730,23	7,00%
5,6	R999,99	R1 069,99	7,00%
5,7	R999,99	R1 069,99	7,00%
5,8	R2 017,48	R2 158,70	7,00%
5,9	R3 364,97	R3 600,52	7,00%
5,10	R330,00	R353,10	7,00%
5,11	R2 020,50	R2 161,94	7,00%
5,12	R4 039,96	R4 322,76	7,00%
5,13	R165,00	R176,55	7,00%
6	Tariff of Charges for the Certification for Fire Fighting 1 & 2 (Challenging) at 10% of Course Fee (Per Candidate)		
6,1	R1 509,99	R1 615,68	7,00%
6,2	R500,00	R534,99	7,00%
6,3	R232,50	R248,77	7,00%
6,4	R669,99	R716,89	7,00%
6,5	R669,99	R716,89	7,00%
6,6	R669,99	R716,89	7,00%
7	Tariff of Charges for the Use of Training Staff and Facilities		
7,1	R1 059,99	R1 134,19	7,00%
7,2	R712,49	R762,37	7,00%
7,3	R352,50	R377,17	7,00%
7,4			
	Cost plus 15% of applicable IFSAC tariff		
8	Tariff of Charges in respect of Hose Charges		
8,1	R277,50	R296,92	7,00%
8,2	R557,49	R596,52	7,00%
	plus cost of any consumables used in decontamination		
	plus 15% of cost of consumables		
8,3	R277,50	R296,92	7,00%
8,4	R277,50	R296,92	7,00%
	plus materials at cost plus 15%		
9	Tariff of Charges in respect of the attendance & employment of Special Appliances and Plant to standby at sports & special events		
	For attendance and employment (per hour or part thereof)		
9,1	R736,52	R788,08	7,00%
9,2	R368,26	R394,04	7,00%
9,3	R368,26	R394,04	7,00%
9,4	R736,52	R788,08	7,00%
9,5	R368,26	R394,04	7,00%

COMMUNITY SERVICES
PUBLIC SAFETY AND EMERGENCY SERVICES
Fire and Emergency Services

	2023/24 Incl.Vat	2024/25 Incl.Vat	% Incr
10			
Tariff of Charges in respect of Various Miscellaneous Services and Hire Charges per hour or part thereof in respect of 10.1 – 10.4			
10.1 Hire of Portable Pump and related equipment	R529,99	R567,09	7,00%
10.2 Hire of Extension Ladder	R529,99	R567,09	7,00%
10.3 Gaining Access/Lock-Outs	R529,99	R567,09	7,00%
10.4 Miscellaneous Service – per service	R529,99	R567,09	7,00%
10.5 In addition to the above applicable charge, mileages for out of area call- outs are as follows - per km			
Heavy duty vehicles	R13,25	R14,18	7,00%
Light duty vehicles	R7,95	R8,51	7,00%

All tariffs reflected above are inclusive of VAT

- 11 **General Comments:**
- 11.1 Any Fire, Rescue or other emergency incident involving property or activities of the Msunduzi Municipality shall not attract charges.
- 11.2 Any incident of a humanitarian nature or request for assistance of a humanitarian nature shall not attract charges.
- 11.3 Services performed in the assistance of Community projects or departmental public relations exercises and displays shall not attract charges.
- 11.4 The applicable attendance rate charge shall be calculated from the time that the first arriving appliance is in attendance at an incident until the last departing appliance leaves the scene at the conclusion of the incident, due allowances being made for breakdown or mishap or time occupied by relief personnel.
- 11.5 When the time used to calculate the applicable attendance rate charge is less than 30 minutes no charge shall be raised.
- 11.6 Explanation of Terminology:
- i) **Hazmat** stands for Hazardous Material and refers to incidents that involve materials and chemicals that **require an extraordinary response and the use of specialist equipment in order to resolve the incident.**
- ii) **Out of Area** means a response to any physical location that is outside of the recognised area of jurisdiction of the Msunduzi Municipality.
- iii) **Structural** means any building regardless of construction type or occupancy.
- iv) **Transport** means mechanical transportation of any means.
- 11.7 Whenever the Chief Fire Officer deems it necessary in the interests of public safety and in order to preserve life and property and as often as he thinks fit, arrangements shall be made for an inspection and/or attendance service to be provided in respect of premises used as public buildings or sports and recreational events.
- 11.8 The following persons shall be jointly and severally liable in this section:
- 11.8.1 The owner/s of all property damaged or destroyed or under threat of damage or destruction by fire, accident or other mishap in respect of which the service is rendered or the materials are supplied.
- 11.8.2 The person or owner or the owner's spouse, child, employee or agent whose wrongful act or omission was the direct cause of the circumstances which make the rendering of the service necessary in the opinion of the Chief Fire Officer or any other officer acting with his authority.
- 11.8.3 The person responsible or whose alarm system was responsible for the summoning of the service where, in the opinion of the Chief Fire Officer, such summoning was unwarranted, or was no reasonable justification thereof.

COMMUNITY SERVICES
PUBLIC SAFETY AND EMERGENCY SERVICES
Traffic and Security

		2023/24 Excl. Vat	2024/25 Excl. Vat	% Incr
1	The Removal of Light Motor Vehicles from Public Roads and Public Spaces			
2	Release of Impounded Vehicles	R1 087,80	R1 163,94	7,00%
3	Impounding Fees per day	R119,31	R127,66	7,00%
4	Escort Fee (per officer per hour)	R638,64	R683,35	7,00%
5	Traffic Officer for By-Law 23A (Council Resolution)	NO CHARGE	NO CHARGE	
6	Parking metre for 30 minutes		R6,00	New
7	Service of Summons:			
	Personal	R77,75	R83,19	7,00%
	Non-Personal	R59,36	R63,51	7,00%
8	Events (per officer per hour)	R280,72	R300,37	7,00%
9	Taxi Stand Permits	R435,12	R465,58	7,00%
10	Permit Application	R165,52	R177,11	7,00%
11	Late Applications for the Renewal of Taxi Stand Permits	R165,52	R177,11	7,00%
12	Junior Traffic Centre	R993,12	R1 062,64	7,00%



INFRASTRUCTURE SERVICES
Electricity Management

2023/24
Excl. Vat

2024/25
Excl. Vat

% Incr

Key Tariff Rules applicable to Domestic Tariffs

1. Customer is allowed one free MCB change per 12 months period, however a customer who is reducing the MCB needs to understand that any future request for MCB size increase may attract MCB size increase fees and shall be subject to availability of such demand in that network.
2. Customer are allowed to migrate from credit to prepaid but if the customer has chosen to do so, the same customer will not be allowed to migrate back to credit - this is due to the fact that the Municipality is intending to phase out credit system and migrate all customers to prepaid system. Therefore the customer should do their analysis properly before an application to migrate is lodged with the Municipality.
3. The supply provided as per the application for new supply or for an upgrade will only be changed after 12 months of taking supply, the application for a downgrade of MCB within the first 12 months of taking supply may not be entertained.
4. The act of scratching the MCB, replacing Municipal MCB with other MCBs and any other interference with the MCB is regarded as tampering, any customer whose MCB has been found to be scratched, replaced with other MCBs, or interfered with in any way will be dealt with in terms of Debt collection and Credit control
5. Any domestic supply that takes supply greater than 70 kVA shall be classified as large power user and be charged a standard tariff of either C Scale or TOU. There shall be no concession on this matter
6. **ADDITIONAL METERS**
- 6.1 Application for additional meters will be up to 1 only, a request for a further additional meter will result in an application for a 3 phase supply with one 3 phase 4 wire meter.
- 6.2 Application for additional 3 phase meters will be processed, if the combined load exceeds 100A per phase, the application will be treated as a business and the appropriate tariff will apply

Scale A: Domestic (Credit Metered Supply)

1	A.I Single-Phase Supplies from 20A up to 80A –			
	Basic Charge per month	R44,43	R51,98	17,00%
	Net Ampere Charge per amp per phase per month	R16,45	R19,25	17,00%
	Energy Charge per kWh (cents)	162,66	190,31	17,00%
2	Scale A.3 Three Phase Supplies from 5A up to 100A			
	Basic Charge per month	R 74,06	R 86,65	17,00%
	Net Ampere Charge per amp per phase per month	R12,12	R14,18	17,00%
	Energy Charge per kWh (cents)	R162,66	R190,32	17,00%

INFRASTRUCTURE SERVICES
Electricity Management

		2023/24 Excl. Vat	2024/25 Excl. Vat	% Incr
Scale S: Domestic (Prepaid metered supply)				
Scale S0: Domestic Indigent 20 Amp				
Qualifying Indigent consumers will receive the first 70kWh of electricity free.				
Conditional on being on Prepaid with 20 Amps Current limiting breaker				
3	Energy Charge only (cents) No Basic Charge	195,05	228,21	17,00%
Scale S1: Domestic Life Line Tariff 20 Amp				
4	Energy Charge only (cents) No Basic Charge	225,32	263,62	17,00%
Scale S2: Domestic Straight Line Tariff - 40 Amps 1 phase				
5.1	Energy Charge only (cents) Basic Charge (Included in the Municipal Bill/or deducted by Vending System) per month	225,32 R0,00	263,62	17,00%
Scale S3.1: Domestic Straight Line Tariff - 60 Amps 1 phase				
5.2	Energy Charge only (cents) Basic Charge (Included in the Municipal Bill/or deducted by Vending System) per month	259,32 R0,00	303,40	17,00%
Scale S3.2: High End Two Part Tariff - 60 to 100 Amps 1 phase				
5.3	Energy Charge only (cents) Low End - Basic Charge - 20 to 40 Amps Supply (Included in the Municipal Bill/or deducted by Vending Medium End - Basic Charge - 60 Amps Supply (Included in the Municipal Bill/or deducted by Vending High End - Basic Charge - 80 Amps Supply (Included in the Municipal Bill/or deducted by Vending System)	295,61 R184,61 R230,78 R288,45	345,86 R215,99 R270,01 R337,48	17,00% 17,00% 17,00% 17,00%
COMMERCIAL PREPAID SINGLE PHASE				
Scale S3.3: High End Two Part Tariff - 60 to 100 Amps 1 phase				
5.4	Energy Charge only (cents) Low End - Basic Charge - 20 - 40 Amps Supply (Included in the Municipal Bill/or deducted by Vending System) per Medium End - Basic Charge - 60 Amps Supply (Included in the Municipal Bill/or deducted by Vending System) per High End - Basic Charge - 80 Amps Supply (Included in the Municipal Bill/or deducted by Vending System) per month	295,61 R184,61 R230,78 R288,45	345,86 R215,99 R270,01 R337,48	17,00% 17,00% 17,00% 17,00%
Scale S4: 3 Phase Two Part Tariff - 100 Amps 3 phase				
5.5	Energy Charge only (cents) Low End - Basic Charge - 20 Amps Supply (Included in the Municipal Bill/or deducted by Vending System) per month Medium End - Basic Charge - 40 Amps Supply (Included in the Municipal Bill/or deducted by Vending System) per High End - Basic Charge - 60 Amps Supply (Included in the Municipal Bill/or deducted by Vending System) per month	295,61 R276,91 R541,91 R865,35	345,86 R323,99 R634,03 R1 012,45	17,00% 17,00% 17,00% 17,00%
TARIFF - COMMERCIAL PREPAID THREE PHASE				
Scale S5: High End Two Part Tariff - 60 to 100 Amps per phase				
5.6	Energy Charge only (cents) Low End - Basic Charge - 20 - 40 Amps Supply (Included in the Municipal Bill/or deducted by Vending System) per Medium End - Basic Charge - 60 Amps Supply (Included in the Municipal Bill/or deducted by Vending System) per High End - Basic Charge - 80 Amps Supply (Included in the Municipal Bill/or deducted by Vending System) per month	295,61 R184,61 R230,78 R288,45	345,86 R215,99 R270,01 R337,48	17,00% 17,00% 17,00% 17,00%
Scale TD1: Time Of Use Domestic Single Phase				
Supply Metered by a Smart Meter (Conditional on Municipality rolling out Smart Meters to Community)				
6	Scale TD.1 Time Of Use Domestic Single Phase			
	Basic Charge per month	R89,48	R104,70	17,00%
	Capacity charge per kVA per month	R16,46	R19,25	17,00%
	Energy charge c/kWh (Periods as per shown in table below - public holidays treated as normal day)			
	High Demand: (June, July, August)			
	Peak	572,78	670,15	17,00%
	Standard	187,25	219,08	17,00%
	Off Peak	111,98	131,02	17,00%
	Low Demand: (Other Months)			
	Peak	201,17	235,37	17,00%
	Standard	145,10	169,77	17,00%
	Off Peak	99,84	116,81	17,00%

INFRASTRUCTURE SERVICES

Electricity Management

		2023/24 Excl. Vat	2024/25 Excl. Vat	% Incr
Scale TD2: Time Of Use Domestic Three Phase				
Supply Metered by a Smart Meter (Conditional on Municipality rolling out Smart Meters to Community)				
7	Scale TD.2 Time Of Use Domestic Three Phase			
	Basic Charge per month	R139,01	R162,64	17,00%
	Capacity charge per kVA per month	R11,89	R13,91	17,00%
	Energy charge c/kWh (Periods as per shown in table below - public holidays treated as normal day)			
	High Demand: (June, July, August)			
	Peak	572,78	670,15	17,00%
	Standard	188,36	220,38	17,00%
	Off Peak	111,98	131,02	17,00%
	Low Demand: (Other Months)			
	Peak	197,45	231,02	17,00%
	Standard	142,41	166,62	17,00%
	Off Peak	97,98	114,64	17,00%

Key Tariff Rules applicable to Non Domestic Tariffs

1. All customers who are on tariffs with Demand Charge, will only be allowed one Maximum Notified Demand [MND] change per 12 months period, however the peak demand recorded will run for 12 months.
2. The MND supplied with application for new supply or for an upgrade will only be changed after 12 months or taking supply, the application for a downgrade of MND within the first 12 months of taking supply shall not be entertained.
3. The customer who is reducing the demand for longer than 12 months needs to understand that any future request for demand shall attract demand increase fees and will be subject to availability of such demand.
4. Each request for demand increase or decrease shall be investigated, upon receipt of written application from the customer, the response shall be given to the customer in writing with conditions for such change of scale, and where cost are applicable.
5. Any Customer whose Maximum Notified Demand [MND] exceeds the contracted NMD for more than one month without making application to Electricity to upgrade the supply [to increase NMD], will be charged 20% more for the extra demand until the application is processed and electricity department offers to increase MND after all the relevant fees are paid and works where necessary. The Municipality reserves the right to cut the supply off after warnings has been issued and not adhered to.
6. The minimum demand charge per month payable by the consumer shall be an amount calculated as aforesaid on the basis of 70% of the highest of the previous twelve months highest maximum in kVA, whichever is the higher maximum demand in kVA notified to the City Electrical Engineer by the consumer or 70%.
7. All customers will be allowed one tariff scale change for any 12 months period and such change will run for full 12 months before any tariff change is allowed. No tariff change will be allowed from TOU to any other tariffs.
8. Reactive energy charge: A charge for all reactive energy which exceed 30% of the real energy (kWh) per half hour period in the peak and standard periods only (c/kvarh)

INFRASTRUCTURE SERVICES

Electricity Management

		2023/24	2024/25	% Incr
		Excl. Vat	Excl. Vat	
Scale B: Small Power users ≤ 65 kVA				
(Low voltage supply from 0 Amps to 100 Amps/phase)				
8	Scale B.1 Small Power Single-Phase ≤100A			
	Basic Charge per month	R113,98	R133,36	17,00%
	Net Ampere Charge per amp per phase p.m.	R34,60	R40,48	17,00%
	Energy Charge per kWh (cents)	178,57	208,93	17,00%
9	Scale B.3 Small Power Three-Phase ≤100A			
	Basic Charge per month	R204,39	R239,14	17,00%
	Net Ampere Charge per amp per phase p.m.	R29,18	R34,14	17,00%
	Energy Charge per kWh (cents)	178,57	208,93	17,00%
Scale C: Large Power users (Load greater than 65 kVA - 500kVA)				
(Low voltage supply from 100 Amps to 750 Amps/phase)				
10	Scale C.1 Large Power at LV			
	Basic Charge per month	R892,92	R1 044,72	17,00%
	Demand charge per kVA per month	R343,09	R401,42	17,00%
	Energy charge per kWh (cents)	163,49	191,29	17,00%
Scale T1: Time Of Use Large customer - MV				
(11 000 Volts supply from 750 Amps/phase and above)				
12	Scale T1: Time of use large customer at MV			
	Basic Charge per month	R4 464,56	R5 223,54	17,00%
	Demand charge per kVA (Peak and Standard periods only) per month.	R145,00	R169,65	17,00%
	Access charge per kVA per month.	R64,86	R75,89	17,00%
	Based on highest of notified or previous 12 months highest demand.			
	Energy charge c/kWh (Periods as per shown in table below - public holidays treated as per table)			
	High Demand: (June, July, August)			
	Peak	546,59	639,50	17,00%
	Standard	197,12	230,63	17,00%
	Off Peak	127,70	149,41	17,00%
	Low Demand: (Other Months)			
	Peak	208,75	244,24	17,00%
	Standard	157,79	184,61	17,00%
	Off Peak	116,64	136,47	17,00%
	Reactive energy charge.			
	A charge for all reactive energy which exceed 30% of the real energy (kWh) per half hour period in the peak and standard periods only (c/kvarh)	13,99	16,36	17,00%

INFRASTRUCTURE SERVICES

Electricity Management

			2023/24	2024/25	
Scale T2: Time Of Use Large customer at 400 V (Low voltage supply from 0 Amps to 750 Amps/phase)			Excl. Vat	Excl. Vat	% Incr
13	Scale T2: Time Of Use Large customer at LV				
	Basic Charge per month		R831,47	R972,81	17,00%
	Demand charge per kVA (Peak and Standard periods only) per month.		R159,51	R186,62	17,00%
	Access charge per kVA per month.		R71,35	R83,48	17,00%
	Based on highest of notified or previous 12 months highest demand.				
	Energy charge c/kWh (Periods as per shown in table below - public holidays treated as normal day)				
	High Demand: (June, July, August)				
	Peak		R573,92	R671,49	17,00%
	Standard		R206,98	R242,17	17,00%
	Off Peak		R134,08	R156,87	17,00%
	Low Demand: (Other Months)				
	Peak		R219,22	R256,48	17,00%
	Standard		R164,23	R192,15	17,00%
	Off Peak		R122,44	R143,26	17,00%
	Reactive energy charge.				
	A charge for all reactive energy which exceed 30% of the real energy (kWh) per half hour period in the peak and standard periods only (c/kvarh)		R13,60	R15,92	17,00%
Small Scale embedded generation (SSEG)/ embedded generation (EG) - Export tariff					
14	Feed-inn Tariff	Energy per kWh (cents)	R86,74	R101,49	17,00%

Hulamin 132 kV tariff

15 Hulamin is charged at ESKOM Megaflex Local Authority Charges plus 6,5% Mark Up Charge as per Council agreement

High Voltage 132 kV tariff

16 ESKOM Megaflex Local Authority Charges plus 10,50% Electricity Municipal Surcharge and 2,5% Voltage Surcharge

The table below indicates the treatment of public holidays in terms of the following tariffs TD1,TD2,T1,T2 for the period 1 July 2023 until 30 June 2024. The appropriate seasonally differentiated energy charges, energy demand charges and network demand charges will be applicable on these days. Any unexpectedly announced public holiday not listed below will be treated as the day of the week on which it falls.

The following public holidays will always be treated as a Sunday for T1 tariffs; New Year's Day, Good Friday, Family Day, Christmas Day and Day of Goodwill. All other days will be treated as a Saturday unless it falls on a Sunday in which case it will be treated as a Sunday. All public holidays for the TD1,TD2,T2 will be treated as the day of the week on which it falls.

Date	Day	Actual day of the week	TD1,TD2,T2	T1
			TOU day treated as normal day	TOU day treated as
09 August 2024	National Women's Day	Friday	Friday	Sunday
24 September 2024	Heritage Day	Tuesday	Tuesday	Saturday
16 December 2024	Day of Reconciliation	Monday	Monday	Saturday
25 December 2024	Christmas Day	Wednesday	Wednesday	Saturday
26 December 2024	Day of Goodwill	Thursday	Thursday	Saturday
01 January 2025	New Year's Day	Wednesday	Wednesday	Saturday
21 March 2025	Human Rights Day	Friday	Friday	Sunday
18 April 2025	Good Friday	Friday	Friday	Sunday
21 April 2025	Family Day	Monday	Monday	Saturday
27 April 2025	Freedom Day	Sunday	Sunday	Sunday
28 April 2025	Public Holiday	Monday	Monday	Sunday
01 May 2025	Worker's Day	Tuesday	Tuesday	Sunday
16 June 2025	Youth Day	Monday	Monday	Sunday
17 June 2025	Public Holiday	Thursday	Thursday	Saturday

LOW DEMAND SEASON TIME PERIODS			
DAY	PEAK	STANDARD	OFF-PEAK
WEEK DAY			00:00 - 06:00
		06:00 - 07:00	
	07:00 - 10:00	10:00 - 18:00	
	18:00 - 20:00	20:00 - 22:00	22:00 - 24:00
SATURDAY			00:00 - 07:00
		07:00 - 12:00	12:00 - 18:00
		18:00 - 20:00	20:00 - 24:00
SUNDAY			00:00 - 24:00

HIGH DEMAND SEASON TIME PERIODS			
DAY	PEAK	STANDARD	OFF-PEAK
WEEK DAY			00:00 - 06:00
	06:00 - 09:00	09:00 - 17:00	
	17:00 - 19:00	19:00 - 22:00	22:00 - 24:00
SATURDAY			00:00 - 07:00
		07:00 - 12:00	12:00 - 18:00
		18:00 - 20:00	20:00 - 24:00
SUNDAY			00:00 - 24:00

INFRASTRUCTURE SERVICES

Electricity Management

		2023/24 Excl. Vat	2024/25 Excl. Vat	% Incr
CHARGES FOR PUBLIC LIGHTING SERVICES TO NON-MUNICIPAL CUSTOMERS				
CHARGES FOR PUBLIC LIGHTING SERVICES TO MUNICIPAL APPLICATIONS				
L1	Lights: Whole Night (incl Maintenance)			
	Fixed-R /light/month	R64,96	R76,00	17,00%
	Energy charge per 100 Watt per month if not measured	R51,24	R59,95	17,00%
	Energy charge if measured (cents) per kWh	R140,28	R164,13	17,00%
L2	Lights: 24 hour (incl Maintenance)			
	Fixed-R /light/month	R64,96	R76,00	17,00%
	Energy charge per 100 Watt per month if not measured	R184,29	R215,62	17,00%
	Energy charge if measured (cents) per kWh	R151,67	R177,45	17,00%
L3	Lights: Whole Night High Mast (incl. Maintenance)			
	Fixed-R /light/month	R1 299,29	R1 520,17	17,00%
	Energy charge per 100 Watt per month if not measured	R150,44	R176,01	17,00%
	Energy charge if measured (cents) per kWh	R140,28	R164,13	17,00%
L4	Lights: 24 Hrs Traffic (Excl. Maintenance)			
	Maintenance charged at actual cost	Actual Cost		
	Energy charge per 100 Watt per month if not measured	R184,29	R215,62	17,00%
	Energy charge if measured (cents) per kWh	R151,67	R177,45	17,00%

INTEREST RATE

1	Interest rate per annum (calculated on daily outstanding balance)	10,75%	11,75%
---	---	--------	--------

INFRASTRUCTURE SERVICES
Electricity Management

		2023/24 Excl. Vat	2024/25 Excl. Vat	% Incr
New Connection				
1	Bylaw 27(12)(a)			
(a)	Normal domestic business premises:			
	(single phase service connection with a maximum capacity of 80A with a credit meter): Plus the cost of labour and material	R6 082,66	R7 116,72	17,00%
	(single phase service connection with a maximum capacity of 80A with a prepayment meter): Plus the cost of labour and material	R7 448,39	R8 714,61	17,00%
	Plus the cost of providing and laying or mounting the underground cable or overhead wiring, as the case may be, within the consumer's property boundary			
	Plus the cost of providing and laying or mounting the underground cable or overhead wiring, as the case may be, within the consumer's property boundary			
(b)	Surcharge raised for the Tampering with domestic services per meter This shall include any			
	reinstatement fee Plus	R8 066,77	R9 438,13	17,00%
	reinstatement fee Plus	R11 091,81	R12 977,42	17,00%
	offence - reinstatement	R14 116,85	R16 516,72	17,00%
(c)	Surcharge raised for the Tampering with non domestic services (Industrial, Commercial & Other Types of Customers) per meter This shall include any tampering with meter/MCB/meter			
	First offence - reinstatement fee Plus	R40 333,87	R47 190,63	17,00%
	Second offence Plus - reinstatement fee Plus cost of repair of infrastructure damage initial or subsequent offence - reinstatement fee Plus cost of repair of infrastructure damage where applicable	R70 584,27	R82 583,60	17,00%
	offence fee plus full cost	R100 834,68	R117 976,57	17,00%
(d)	Charges relating to administrative work in terms of arrear debt recovery and tampering with Electricity Meters or Metering Installations			
	Attendance/Visitation Fee - All Customers	R716,71	R838,56	17,00%
	Disconnection Fee - Installations equal to or less than 100 Amps per phase	R716,71	R838,56	17,00%
	Disconnection Fee - Installations above 100 Amps per phase	R1 907,85	R2 232,19	17,00%
	Reconnection Fee where tamper fee is not applicable, or reconnection is made after 12 months of disconnection date			
	- Installations equal to or less than 100 Amps per phase	R716,71	R838,56	17,00%
	- Installations above 100 Amps per phase	R1 907,85	R2 232,19	17,00%
	Where the tamper fee is applicable, the reconnection fee will not be charged but Backdated consumption (calculated based on Estimated tampering period) will be billed			

INFRASTRUCTURE SERVICES
Electricity Management

	2023/24 Excl. Vat	2024/25 Excl. Vat	% Incr
(e) <u>Surcharges: Illegal Connection and Reconnection</u>			
1 Copper Theft			
Theft of Material	Immediate Arrest	Immediate Arrest	
Buying of stolen material	Immediate Arrest	Immediate Arrest	
2 Illegal service connection - Cost recovered from the person found connecting illegally to the network			
3 Interference with other consumer's equipment	R8 051,52	R9 420,28	17,00%
4 Failure to comply with any issued notice	R459,56	R537,69	17,00%
5 Improper use of Electricity	R1 148,91	R1 344,23	17,00%
6 Refusal access to inspect/Work/Operate on electrical equipment - Plus Costs to re - route the electrical infrastructure where the customers continues to denied access to electrical infrastrcuture	R689,35	R806,54	17,00%
7 Refusing to provide information	R459,56	R537,69	17,00%
8 Rendering false information	R459,57	R537,69	17,00%
9 investigation where	R1 907,85	R2 232,19	17,00%
10 Restricted access to meter room - Plus cost to rectify the situation should the customer refuse to do so	R459,56	R537,69	17,00%
11 Resale of electricity without a license or approval	R459,57	R537,69	17,00%
12 Selling or supplying electricity without authority	R1 148,92	R1 344,23	17,00%
13 Standby Equipment connected to network without authority	R1 148,92	R1 344,23	17,00%
14 Administrative Fees	R716,71	R838,56	17,00%
15 Visitation Fee (All Customers)	R716,71	R838,56	17,00%
16 notice by the Peace	R1 146,73	R1 341,68	17,00%
17 premises/meter room/	R1 146,73	R1 341,68	17,00%
18 Visitation fee where the access was denied until the court application was made to gain access Plus fees related to the court order if applied & Locks	R0,00 R1 146,73	R0,00 R1 341,68	17,00%
19 Visitation fee where the access was denied by installing non compliant lock Broke the lock and reinstate with compliant lock + cost of lock	R1 146,73	R1 341,68	17,00%
20 Disconnection Fee - Installations equal to or less than 100 Amps per phase	R716,71	R838,56	17,00%
21 Disconnection Fee - Installations above 100 Amps per phase	R1 907,85	R2 232,19	17,00%
22 Cutting of trees where the customer has been notified and customer could not cut the trees within the specified time Plus Cost of cutting trees	R716,71	R838,56	17,00%
(f) Tampering with installed anti-tampering seals/equipment plus full cost of professionals used to investigate/prosecute	R4 595,64	R5 376,90	17,00%
(g) Use of Electricity supply without a signed consumer agreement with the Municipality	R1 149,91	R1 345,39	17,00%
(h) Unkept substation equipment accommodation room plus cost to rectify the situation should the customer refuse to do so within the prescribed period	R1 148,91	R1 344,23	17,00%
(i) Unkept meter rooms plus cost to rectify the situation should the customer refuse to do so within the prescribed period	R1 148,91	R1 344,23	17,00%
(j) Unlocked meter rooms plus cost to rectify the situation should the customer refuse to do so within the prescribed perio	R1 148,91	R1 344,23	17,00%

INFRASTRUCTURE SERVICES
Electricity Management

2023/24
Excl. Vat

2024/25
Excl. Vat

% Incr

- 2 Bylaw 27 (12)(b)
In all other cases, the connection charges shall be calculated on the basis of maximum demand required in accordance with the following:

Maximum Demand (kVA)	Basic Charge (Rands)		Basic Charge if no	
	2023/24	2024/25	2023/24	2024/25
0 – 25	R8 820	R10 319	R9 891	R11 572
26 – 50	R16 538	R19 349	R18 545	R21 698
51 – 65	R21 035	R24 611	R23 586	R27 596
66 – 100	R31 663	R37 046	R35 508	R41 544
101 – 130	R40 691	R47 608	R45 634	R53 392
131 – 200	R62 087	R72 642	R69 631	R81 468
201 – 315	R156 482	R183 084	R47 803	R55 930
316 – 500	R184 802	R216 218	R104 225	R121 943
501 – 800	R229 008	R267 939	R190 470	R222 850
801 – 1 000	R271 059	R317 139	R257 171	R300 890
More than 1000 kva				101*kva +3050,31

Added to these charges will be the cost of providing and installing all cables and Council-owned equipment on the consumer's premises.

- 3 Bylaw 27 (13)(a)
Electrification projects (Low Cost Housing)
Fee for the installation and connection, for domestic or small power users, of service cable or line, electricity dispenser and, where necessary, power distribution unit:
- | | | | | |
|-----|--------------------------------------|-----------|-----------|--------|
| (a) | For a single phase service up to 20A | R419,60 | R490,93 | 17,00% |
| (b) | For a single phase service up to 60A | R2 797,31 | R3 272,85 | 17,00% |
- 1 Fee for attendance in connection with a failure of supply where the fault was found to be internal
- | | | | |
|--|---------|---------|--------|
| | R296,71 | R347,15 | 17,00% |
|--|---------|---------|--------|
- 2 Fee for testing
- (a) fee for testing and inspection of an installation
(other than bona fide shock or fault of a serious nature)
- (i) Single dwelling unit
- | | | | |
|-------------------------------|-----------|-----------|--------|
| First visit inspection | R1 426,87 | R1 669,44 | 17,00% |
| Subsequent visits/inspections | R711,14 | R832,03 | 17,00% |
- (ii) Any other installation
- | | | | |
|--|-------------|-------------|--|
| | Actual Cost | Actual Cost | |
|--|-------------|-------------|--|
- (b) fee for inspection of meter box upon certification by electrical contractor that a meter box is ready for inspection
- (i) First inspection
- | | | | |
|--|-----------|-----------|--|
| | No Charge | No Charge | |
|--|-----------|-----------|--|
- (ii) Any subsequent inspection
- | | | | |
|--|---------|---------|--------|
| | R502,01 | R587,35 | 17,00% |
|--|---------|---------|--------|
- 3 Fee for testing accuracy of meter
- (a) customer insist on testing
- | | | | |
|--|---------|-----------|--------|
| | R900,52 | R1 053,61 | 17,00% |
|--|---------|-----------|--------|
- (b) customer insist on testing
- | | | | |
|--|-----------|-----------|--------|
| | R1 264,56 | R1 479,54 | 17,00% |
|--|-----------|-----------|--------|
- (c) Maximum demand Meter
- | | | | |
|--|-----------|-----------|--------|
| | R3 084,78 | R3 609,19 | 17,00% |
|--|-----------|-----------|--------|
- 4 Fee for testing accuracy of tariff mcb
- (a) Single-phase service (Where the discrepancy found is greater than 10%, the customer is
- | | | | |
|--|---------|---------|--------|
| | R768,00 | R898,55 | 17,00% |
|--|---------|---------|--------|
- (b) Three-phase service (Where the discrepancy found is greater than 10%, the customer is
- | | | | |
|--|-----------|-----------|--------|
| | R1 090,88 | R1 276,33 | 17,00% |
|--|-----------|-----------|--------|

INFRASTRUCTURE SERVICES

Electricity Management

		2023/24 Excl. Vat	2024/25 Excl. Vat	% Incr
5	Fee for change of tariff mcb			
(a)	Single-phase service (any one change within the 12 month period is free))	R240,07	R280,88	17,00%
(b)	Three-phase	R239,84	R280,61	17,00%
6	Fee for checking meter reading	R240,30	R281,15	17,00%
7	Administration Fees			
(a)	Accounting Fees	R283,58	R331,79	17,00%
(b)	*First stage disconnection of electricity by removal of jumper at the meter box as requested by customer			
(c)	*Second stage disconnection of electricity as requested by customer in the manner detailed below			
	Disconnection from Pole	R1 075,07	R1 257,83	17,00%
	Disconnection from CDU	R895,89	R1 048,19	17,00%
	Disconnection from Tee Joint	R2 150,14	R2 515,67	17,00%
(d)	**Final stage disconnection of electricity by removal of the whole Service as requested by customer			
	Disconnection by removal of overhead cables from pole to the house	R2 150,14	R2 515,67	17,00%
	Disconnection by cutting and removing the service cable from CDU to the boundary	R2 150,14	R2 515,67	17,00%
	Disconnection by cutting and removing the service cable from Tee Joint to the bour	R2 150,14	R2 515,67	17,00%
(e)	*Reconnection of electricity (after first stage disconnection) by replacement of jumper as requested by customer			
(f)	*Reconnection of electricity (after 2nd stage disconnection) as requested by customer by doing the following			
	Reconnection from Pole	R1 433,43	R1 677,11	17,00%
	Reconnection from CDU	R1 254,25	R1 467,47	17,00%
	Reconnection from Tee Joint	R2 866,86	R3 354,22	17,00%
(g)	**Reconnection of electricity after the final stage disconnection -			
(h)	Electricity Service retention monthly fee			
	Single phase domestic	R165,76	R193,94	17,00%
	3 phase domestic	R259,00	R303,03	17,00%
	Single phase business	R183,52	R214,72	17,00%
	3 phase business	R339,52	R397,24	17,00%
	bulk account	R801,74	R938,03	17,00%
(i)	Installation audit as requested by the customer	R716,71	R838,56	17,00%
(j)	Special Reconnection Fee - To be executed within 3 hrs of request	R1 254,25	R1 467,47	17,00%

Notes To Administration Fees

The disconnection all only be actioned after an application has been filled and the customer paid the fee upfront

The disconnection shall be actioned after 48 hours of request being made and payment received

The onus of ensuring that the meter, meter room, and or the property is accessible to conduct the work lies with the customer

Should the official find the property inaccessible, the cost for the activity shall be charged and not returned

Only the customer or his/her duly appointed representative can request and be afforded this service

This service is not to be used to settle disputes and landlord's may not use this service for collecting unpaid rentals or evicting their tenants

The customer or his/her duly authorised person shall indemnify the Municipality for any legal contraventions pertaining to Human settlement disputes

Customers who request first and second stage disconnections shall still be liable for monthly electricity service retention fees

first and second stage

disconnections shall still

Customers who request

the installation shall be

charged the customer for

first and second stage

disconnection or

fee will be charged on top

INFRASTRUCTURE SERVICES
WATER DISTRIBUTION AND SANITATION MANAGEMENT
Water Management

			2023/24 Excl. Vat	2024/25 Excl. Vat	% Incr
Water Supply Tariffs					
1	Scale 2 (1) – Domestic	Basic Charge 0kl to 6kl	R29,21 R104,09	R32,72 R116,58	12,00% 12,00%
	2 (2) – Domestic	7kl to 30kl per kl	R35,02	R39,22	12,00%
	2 (3) – Domestic	31kl to 60kl per kl	R60,53	R67,79	12,00%
	2 (4) _Domestic	61kl and over per kl	R70,65	R79,13	12,00%
	2 (5) _Domestic	Flat rate (unmetered households)	R155,60	R174,28	12,00%
Indigent Benefit - Domestic Water supply only					
Qualifying indigent consumers will receive the first 6kl's of water free					
2	Scale 3A – Flats, Simplexes	Basic Charge Unit	R29,21 R33,01	R32,72 R36,98	12,00% 12,00%
3	Scale 3B – Flats (Non-Rateable)	Basic Charge Unit	R29,21 R45,42	R32,72 R50,88	12,00% 12,00%
4	Scale 4A (1) – Commercial	Basic Charge 0 - 30 kl per kl	R48,69 R36,96	R54,53 R41,39	12,00% 12,00%
	4A (2) – Commercial	31kl to 60kl per kl	R41,19	R46,13	12,00%
	4A (3) – Commercial	61kl to 100kl per kl	R48,33	R54,12	12,00%
	4A (4) – Commercial	101kl and over per kl	R36,96	R41,39	12,00%
5	Scale 4B – Commercial (Non-Rateable)	Basic Charge Unit	R48,69 R45,59	R54,53 R51,06	12,00% 12,00%
6	Scale 5 – Builders, Construction Sites	Basic Charge Unit	R48,69 R46,21	R54,53 R51,76	12,00% 12,00%
	Flat Rate - Unmetered Fire Mains		R389,01	R435,69	12,00%
7	Scale 6 – Religious Organisations	Basic Charge Unit	R48,69 R36,65	R54,53 R41,05	12,00% 12,00%
8	Scale 7 – Registered Welfare & Charitable Institutions & certain Sporting Bodies which are exempted from payment of rates. Including such organizations & institutions exempted by the City Council.	Basic Charge Unit	R48,69 R36,65	R54,53 R41,05	12,00% 12,00%
9	Scale 8 – Municipal Departments	Unit	R35,00	R39,19	12,00%
10	Scale 9– Farmers (Privately owned Land)	Basic Charge 0 - 30 kl per kl 31kl to 60kl per kl 61kl to 100kl per kl 101kl and over per kl		R53,55 R40,65 R45,31 R53,16 R40,65	New tariff New tariff New tariff New tariff New tariff
11	Rates that will be applied for the supply and delivery of potable water per km as per any written agreement:				
	Vehicle Capacity				
	6kl	Rate per km	R19,80	R22,18	12,00%
	12kl	Rate per km	R22,76	R25,49	12,00%
	18kl	Rate per km	R25,73	R28,82	12,00%
12	The invoice will include the rates for the supply of potable water as reflected in 10 above. In addition, the invoice will be inclusive of the billing for water based on the applicable scale of water delivered during the relevant billing cycle.				
INTEREST RATE					
1	Interest rate per annum (calculated on daily outstanding balance)		10,75%	11,75%	
BULK CAPITAL WATER CONTRIBUTION COST					
Cost based upon future water demand by Developer				R18225,00/kl/day	New tariff

INFRASTRUCTURE SERVICES
WATER DISTRIBUTION AND SANITATION MANAGEMENT
Sewerage Tariffs

		2023/24 Excl. Vat	2024/25 Excl. Vat	% Incr
Based on the relevant Water Scale				
<u>Sewerage Tariffs</u>				
1	Scale 2 – Domestic/House	R215,18	R234,54	9,00%
2	Multipurpose Property (Applicable to properties utilised for multiple purpose as per the rates category of property)	R242,61	R264,45	9,00%
3	Scale 3A – Flats/Simplexes per kl (From 2018/19 ALL Flats/Simplexes on Scale 3A will be charged on 80% of water consumed)	R11,42	R12,44	9,00%
4	Scale 4A – Business/Commercial per kl			
	0 - 400	R11,67	R12,72	9,00%
	401 - 1000	R10,89	R11,87	9,00%
	Greater than 1000	R9,00	R9,81	9,00%
NOTE: The Maximum Tariff is no Longer Applicable from 2018/19				
5	Vacant Land	R215,18	R234,54	9,00%
6	Scale 6 – Worship Places	R410,51	R447,45	9,00%
7	Scale 8M – Municipal Departments per kl	R11,67	R12,72	9,00%
8	Scale 3c, 4c, 7c – Registered Welfare & Charitable Institutions & certain Sporting Bodies which are exempted from payment of rates. Including such organizations & institutions exempted by the City Council. per kl	R11,67	R12,72	9,00%
9	Qualifying indigent consumers will receive 100% rebate in respect of the applicable charge.			

INTEREST RATE

1	Interest rate per annum (calculated on daily outstanding balance)	10,75%	11,75%
---	---	--------	--------

BULK CAPITAL SEWERAGE CONTRIBUTION COST

Cost based upon future sewer produced by Developer	R16893,00/kl/day	New tariff
--	------------------	------------

INFRASTRUCTURE SERVICES
WATER DISTRIBUTION AND SANITATION MANAGEMENT
Water Services Bylaw Tariffs

Sewer Connections


In all cases the connection into the Corporate Sewer shall be undertaken by the Executive Manager at the expense of the owner of the premises to be connected or his authorised agent. The Executive Manager shall decide the type and diameter of the pipe to be used for the connection.

Except where otherwise authorised, the work shall be charged at the following tariffs:

	2023/24 Excl. Vat	2024/25 Excl. Vat	% Incr
1 Connection fees payable in terms of bylaw 23(3)b:			
(a) 100mm pipes	R5 374,24	R5 857,92	9,00%
(b) 150mm pipes minimum charge [cost plus 10%]	R9 835,38	R10 720,57	9,00%
(c) 200mm pipes minimum charge [cost plus 10%]	R11 348,52	R12 369,89	9,00%
The tariffs payable to, this item are subject to the provision that –			
(i) where it is necessary to include such items as manholes, or other means of access to the connection, special pipes or any other works which may be peculiar to the connection, such additional work shall be to the expense of the owner of the premises to be connected or to his authorized agent, and such additional work shall be charged at full cost plus 10% administration charges, and	Cost plus 10% Admin. Charge	Cost plus 10% Admin. Charge	
(ii) where a connection is required for a property within the central area other than a single residential dwelling, such connection shall be charged at full cost plus 10% administration charges with a minimum charge equal to the relevant tariff set out in this item.	Cost plus 10% Admin. Charge	Cost plus 10% Admin. Charge	
2 Miscellaneous Fees			
The following miscellaneous fees shall be payable to the Council in accordance with the provisions of these bylaws:			
(a) Clearing of internal drain and sewer blockages during normal working hours.	R1 460,96	R1 592,45	9,00%
(b) (i) Clearing of septic tanks within the Council's area of jurisdiction (ii) Clearing of septic tanks outside Council's area of jurisdiction (Minimum deposit R1000.00)	R2 974,09 Cost plus 10%	R3 241,76 Cost plus 10%	9,00%
(c) Clearing of conservancy tanks during normal working hours for non-residential property (per load)	R939,19	R1 023,71	9,00%
(d) Clearing of conservancy tanks during normal working hours for residential property (per load)	R469,59	R511,86	9,00%
(e) Clearing of pit latrines	R469,59	R511,86	9,00%
(f) Clearing of pit latrines monthly tariff	R73,05	R79,62	9,00%

INFRASTRUCTURE SERVICES
WATER DISTRIBUTION AND SANITATION MANAGEMENT
Water Services Bylaw Tariffs

		2023/24 Excl. Vat	2024/25 Excl. Vat	% Incr
3	The charge to be levied by the Council iro. conveyance and treatment of trade effluent discharged into its sewers from manufacturing premises shall be assessed in accordance with the following formula:			
	(i) Cost [c/kl] = 1,49 [Ave COD – 350]	R1,33	R1,49	12,00%
	(ii) The volume of effluent discharged being a fixed percentage of their monthly water consumption, such percentage being mutually agreed upon by the industry concerned and Umgeni Water.			
	(iii) The average COD value used shall be determined from the average of previous six months COD results taken by Umgeni Water.			
	(iv) Where an industry's monthly effluent sample is found to exceed the limits set out in the Water Services By-Laws, a charge will be levied for a re-inspection of the premises and re-sampling of the effluent within a two week prescribed period.	R1 881,04	R2 106,77	12,00%



INFRASTRUCTURE SERVICES
WATER DISTRIBUTION AND SANITATION MANAGEMENT
Water Supply Bylaw Tariffs

		2023/24 Excl. Vat	2024/25 Excl. Vat	% Incr
1	When an owner or a consumer desires the services of the Council for the closing down or turning on of the water from a Council Control valve to a fire supply consequent upon alterations, repairs or otherwise to the system, application shall be made for such service to the Council and the applicant shall pay in advance to the Council a fee of R958.42 for both the closing down and turning on of water by the Council. Fees payable ito Bylaw 30. <u>NOTE</u> When it is necessary icw the repairs of any consumer's pipes or fittings that the water should be turned off at the mains, the consumer's plumber shall inform the Engineer who will give him notice of the day and hour that the water will be turned off, and upon the water being turned off, the plumber shall carry out the necessary repairs forthwith and complete same as expeditiously as possible.	R855,73	R958,42	12,00%
2	The Council is empowered summarily to cut off the water supply of any consumer whose account for water is overdue or who has contravened any of these Bylaws, without prejudice to any penalties which may be recoverable under the Bylaws, and the Council may recover the fee provided in Subsection (b) of this Bylaw and any further sum or sums due by the consumer.			
(a)	When the water supply to any consumer has been cut off under this Bylaw, or is turned off at the owner's or consumer's request for the purposes other than repairs by an authorized plumber, a disconnection fee of R1638.32 will be charged when the property is situated inside the Council's area and a disconnecting fee of R1638.32 will be charged when the property is situated outside the area of the Council, which fees will be payable by the owner or consumer, as the case may be, upon demand. Fees payable ito Bylaw 32.	R1 462,78	R1 638,32	12,00%
(b)	When the water supply to any consumer has been cut off under this Bylaw, the Council may, at its discretion, on payment in full of the overdue account and the disconnecting fee and a further fee for reconnection of R1638.32 the property is situated within the area of Council or R1638.32 if the property is situated outside the area of the Council, reconnect the supply to such premises. Fees payable ito Bylaw 32	R1 462,78	R1 638,32	12,00%
(c)	Water Restriction Washer			
	Installation	R505,33	R757,99	50,00%
	Removal	R538,57	R807,86	50,00%
(d)	Surcharge raised for the reinstatement of Domestic services that have been removed for tampering (including where a meter has been removed and/or bypassed by an occupier/owner):			
	First offence	R7 709,34	R15 418,69	100,00%
	Second offence	R10 600,34	R31 801,02	200,00%
	Third or subsequent offence	R13 491,35	R53 965,40	300,00%
	Plus cost of repair of infrastructure damage where applicable			
	Plus full cost of technical solution to ensure tampering does not recur			
(e)	Surcharge raised for the reinstatement of Business and Non-Domestic services that have been removed for tampering (including where a meter has been removed and/or bypassed by an occupier/owner):			
	First offence	R38 546,70	R77 093,41	100,00%
	Second offence	R67 456,74	R202 370,22	200,00%
	Third or subsequent offence	R96 366,76	R385 467,06	300,00%
	Plus cost of repair of infrastructure damage where applicable			
	Plus full cost of technical solution to ensure tampering does not recur			
(f)	Tampering with Water Meters or Metering Installations: Domestic & Business			
	Reconnection Fee	R758,55	R1 517,09	100,00%
	Disconnection Fee	R758,55	R1 517,09	100,00%
	Back dated consumption (calculated based on estimated tampering period)			

INFRASTRUCTURE SERVICES
WATER DISTRIBUTION AND SANITATION MANAGEMENT
Water Supply Bylaw Tariffs

		2023/24 Excl. Vat	2024/25 Excl. Vat	% Incr
3 (a)	Except where other competent arrangements have been agreed upon, the tariff for connection to the water main shall be as follows (fees payable to Bylaw 96):			
(i)	In Council's area of jurisdiction – Diameter of supply pipe			
	15mm (Vulindlela)	R1 489,30	R1 668,02	12,00%
	15mm	R4 278,64	R4 792,08	12,00%
	20mm	R9 460,89	R10 596,19	12,00%
	25mm	R12 585,79	R14 096,09	12,00%
	50mm	R19 738,61	R22 107,24	12,00%
	80mm	R35 747,61	R40 037,33	12,00%
	100mm	R50 356,34	R56 399,10	12,00%
	150mm	R57 223,11	R64 089,88	12,00%
	Farmers Connection on Privately owned land			
(ii)	Supplied with 300m of 25mm HDPE 25mm pipe		R25 000,00	New tariff
	50mm Supplied with 300m of 50mm HDPE		R30 000,00	New tariff
(iii)	Outside Council's area of jurisdiction – In all cases – cost of labour and materials plus 10% supervision on total cost			
(iv)	Where an application is made for more than one connection for the same property a discount of 25% be given on the smaller connections, subject to the following –			
	(a) the application be made at the same time.			
	(b) the positions of the connections be adjacent to one another.			
	(c) the applicant be ready for the connections to be done at the same time.			
(v)	Removal of Connections Moving of connection from one position to another shall be charged at actual cost. Where a meter has been temporarily removed at the request of the owner, the cost of replacing the meter at a later date will be	R1 551,44	R1 737,61	12,00%
(vi)	Removal or By-passing meters Where a meter has been removed and/or bypassed by an occupier/owner, a fee shall be charged for the replacement of the meter.	R2 681,77	R5 363,54	100,00%
(vii)	Fee for attendance at the applicant's site at time notified by applicant where it is not possible to make the connection due to the applicants pipe-work not being ready for connection.	R855,73	R1 000,00	16,86%
4	The following shall be the charges for the testing of meters and testing and stamping of taps and fittings in accordance with these Bylaws:			
(a)	Testing Meters			
(i)	for testing meters from 15mm up to and including 25mm supplied by the Council R1119.03 provided that where the meter shows an error of more than 3% fast a refund of R1119.03 will be made to the consumer concerned.	R1 119,03	R1 119,03	0,00%
(b)	Hydrant/Flow Pressure Tests The charge for a flow pressure test on a hydrant shall be R1000.00 for a test and a further R1000.00 for each and every subsequent test requested.	R879,57	R1 000,00	13,69%

SUSTAINABLE DEVELOPMENT AND CITIES DEVELOPMENT
TOWN PLANNING AND ENVIRONMENTAL MANAGEMENT
Town Planning Tariffs

	2023/24 Excl. Vat	2024/25 Excl.Vat	% Incr
1. General			
(a) Zoning Certificate	R321,76	R321,76	0,00%
(b) Zoning Map	R198,01	R198,01	0,00%
(c) Land Use Map	R198,01	R198,01	0,00%
2. Consent Users			
(a) Consent	R7 425,29	R2 963,00	-60,10%
(b) Medium Density Housing (Plus R587.64 per unit)	R9 900,39	R3 589,00	-63,75%
(c) Bed and Breakfast/Guest House/Boarding House	R9 900,39	R3 589,00	-63,75%
(d) Creche (per number of children)			
12 - 20	R8 910,35	R3 158,00	-64,56%
21 - 30	R11 632,95	R3 989,50	-65,71%
31 and more	R17 449,43	R6 857,30	-60,70%
3. Formal Authority			
(a) Tuck-shop in all areas	R4 950,19	R1 680,00	-66,06%
(b) Tavern in all areas	R4 950,19	R3 158,00	-36,20%
(c) Home Activity in all areas	R1 163,30	R476,95	-59,00%
4. Relaxation of Scheme Controls			
(Only where applicable in terms of the Scheme)			
(a) For residential purposes	R2 475,10	R1 358,00	-45,13%
(b) For Non-Residential Purposes	R4 950,19	R2 035,00	-58,89%
(c) Relaxation of building line/side or rearer space (basic fee where full consent application is waived)	R1 163,30	R671,15	-42,31%
5. Material change to an application			
(a) Material change to an application			
50% of the applicable application fee including Vat			
6. Multiple applications			
(a) Multiple Applications			
75% of each individual application applies including Vat			
7. Reservation/Zoning/Rezoning/Scheme Incorporations/Amendments			
(a) Reservation/Zoning/Rezoning of land in all areas			
less than 5000m2	R12 375,50	R4 589,44	-62,92%
5000m2 - 5ha	R35 600,38	R12 650,00	-64,47%
5ha- 10ha	R88 893,87	R30 301,60	-65,91%
Basic R62 325,87			
plus R7021,28 for every hectare/part thereof in excess of 10ha		Basic R30 301,60 plus R2993 for every hectare/part thereof in excess of 10ha	
> 10 ha	R12 375,48	R4 589,44	-62,92%
(b) Amendments to Scheme	R35 600,38	R12 650,00	-64,47%
The repeal of a land use scheme			
8. Removal of a Title Deed Restriction			
(a) Removal of a restriction for residential purposes	R7 425,29	R3 369,06	-54,63%
(b) Removal of restrictions for non-residential purposes	R8 910,35	R3 842,88	-56,87%
9. Temporary departure from the land use scheme.			
(a) Less than 12 months	R4 403,71	R2 403,71	-45,42%
(b) More than 12 months	R11 009,25	R4 009,25	-63,58%
10. Closure of Roads and Open Spaces			
(a) Closure of Road/Open Space	R12 375,48	R4 589,44	-62,92%
11. Amendment/Phasing/Cancellation of Layout			
(a) Amendment	R12 375,48	R4 589,44	-62,92%
(b) Phasing	R12 375,48	R4 589,44	-62,92%
(c) Cancellation	R12 375,48	R4 589,44	-62,92%
12. Subdivisions and Consolidations			
(a) As per Land Survey Tariff			
13. Fines and Penalties			
(a) As per the admission of guilt fines in terms of the Bylaw			
14 . Appeals			
(a) Lodging of an Appeal (per appeal memorandum)	R11 631,09	R6 296,00	-45,87%
15. Public Hearing			
(a) Advert costs for Public Hearing by Municipal Planning Approval Authority			

**SUSTAINABLE DEVELOPMENT AND CITIES DEVELOPMENT
TOWN PLANNING AND ENVIRONMENTAL MANAGEMENT
Land Survey**

Copies and Subdivision of Land Tariffs		2023/24 Excl. Vat	2024/25 Excl.Vat	% Incr
1 (i)	Search Fee (Excluding Locality Sketches & Site Plans)	R104,41	R40,89	-60,84%
(ii)	Copies of documents (per copy)			
(aa)	A4	R22,21	R22,21	0,00%
(bb)	A3	R33,31	R33,31	0,00%
(cc)	A1	R311,65	R99,43	-68,10%
(dd)	A0	R450,47	R143,72	-68,10%
2	Subdivisions and Consolidation of Land: Application and Approval in terms of the KZN Planning and Development Act No. 6 of 2008 and SPLUMA Bylaws			
a	Up to 10 pieces of land: Basic fee	R2 769,76	R1 460,00	-47,29%
	Plus, per subdivision	R1 294,37	R712,00	-44,99%
b	Over 10 pieces of land: Basic fee	R7 693,15	R2 589,52	-66,34%
	Plus, per subdivision	R647,45	R389,69	-39,81%
	Provided that in respect of subdivisions for Government-subsidised Townships for low-income Housing Projects			
	Basic fee	R1 212,58	R800,00	-34,03%
	Plus, per subdivision	R123,40	R123,40	0,00%
c	Application for compliance certificate ito SPLUMA up to 5 erven	R5 018,85	R1 600,00	-68,12%
	6 - 10 erven	R7 528,28	R2 550,00	-66,13%
	11 - 50 erven	R18 402,45	R8 500,00	-53,81%
	more than 50 erven	R25 094,25	R9 500,00	-62,14%
	NOT APPLICABLE TO GOVERNMENT PROJECTS			
d	Consolidations			
	Basic fee	R1 402,88	R1 402,88	0,00%
	Plus, per component	R350,69	R350,69	0,00%
3	Certification of Copies of Documents Basic Fee	R475,15	R285,60	-39,89%
4	Pre-scrunity of building plans (at Land Survey and Town Planning)	R1 672,95	R600,00	-64,14%
5	Notarial tie of adjacent properties	R11 710,65	R4 500,00	-61,57%

**SUSTAINABLE DEVELOPMENT AND CITIES DEVELOPMENT
TOWN PLANNING AND ENVIRONMENTAL MANAGEMENT
Land Survey**

		2023/24 Excl. Vat	2024/25 Excl. Vat	% Incr
6	Applications for relaxation of municipal omnibus servitudes Basic Fee	R1 402,88	R1 402,88	0,00%
7	Applications for Removal of Title Deed Restrictions These charges will be applied as per the charges reflected in the Town Planning Tariffs			

Note:

- a. The approved tariffs in respect of Geographic Information Systems are as reflected in item 2. (ii)
– Supply of Digital Data, and are similarly applicable.
- b. **Advertisement of Applications for road closures and PDA applications where necessary**
Advertisement costs shall be borne by the applicant. Upon confirmation of the application being complete and the 14 day acknowledgement period having lapsed, the Development Services Unit shall, within a period of fourteen (14) working days, supply the applicant with a text of the notice to be advertised in the two official languages of the region, which the applicant shall place in the Local Newspaper at their cost, and serve copies thereof on affected property owners as directed by the Senior Manager: Town Planning and Environmental Management.

PIETERMARITZBURG
MSUNDUZI

SUSTAINABLE DEVELOPMENT AND CITIES DEVELOPMENT
TOWN PLANNING AND ENVIRONMENTAL MANAGEMENT
Geographical Information Systems

		2023/24 Excl. Vat	2024/25 Excl. Vat	% Incr
1	Plotting of Digital Data:			
	<u>Paper Size (Black and White)</u>			
	A4	R162,97	R117,11	-28,14%
	A3	R195,57	R157,26	-19,59%
	A2	R260,75	R204,10	-21,73%
	A1	R325,94	R341,28	4,71%
	A0	R423,72	R451,70	6,60%
	<u>Paper Size (Colour)</u>			
	A4	R195,57	R194,06	-0,77%
	A3	R260,75	R257,63	-1,20%
	A2	R423,72	R411,55	-2,87%
	A1	R782,26	R508,58	-34,99%
	A0	R1 499,33	R913,43	-39,08%
2	Supply of Digital Data:			
	(i) Digital Orthphotos			
	per 1:10 000 Cut into 8 blocks of the original	R162,97	R144,98	-11,04%
	per 1:5 000 sheets	R651,88	R579,91	-11,04%
	per 1:10 000	R1 303,77	R689,55	-47,11%
	(ii) Other digital data (zipped file)			
	Minimum Search fee	R338,98	R301,57	-11,04%
	Per half hour thereafter	R171,12	R152,24	-11,03%
	Complete data set	R6 844,79	R3 583,88	-47,64%
	(iii) Cost of Digital Medium (CD)	R32,59	R32,59	0,00%
	(iv) Digital extraction of GIS Shapefiles per mb			
	0-999kb or part thereof	R301,13	R101,83	-66,18%
	1mb - 5mb (per mb)	R585,53	R258,44	-55,86%
	more than 5mb (per mb)	R836,48	R383,89	-54,11%
	(v) Digital Extraction of maps			
	Jpeg/ PDF per image	R324,55	R101,83	-68,62%
	Tiff per image	R461,73	R258,44	-44,03%

**SUSTAINABLE DEVELOPMENT AND CITIES DEVELOPMENT
TOWN PLANNING AND ENVIRONMENTAL MANAGEMENT
Building Control Tariffs**

The following amended tariffs are for the Msunduzi Municipality excluding Less Formal Townships and any other area declared by the Msunduzi Municipality

	2023/24 Excl. Vat	2024/25 Excl. Vat	% Incr
1. Building plans submission fees			
(a) Preliminary building plans submitted for scrutiny and comment, 25% of the normal plan approval fee as detailed below.			
(b) Plans for new buildings or additions to buildings submitted			
i) For the first 20m ²	R2 083,24	R680,89	-67,32%
ii) Each additional 10m ² exceeding 20 m ² up to and including 5000 m ²	R518,87	R175,58	-66,16%
iii) For each additional 10m ² over 5000 m ² up to and including 15000 m ²	R216,84	R265,88	22,61%
iv) For each additional 10m ² over 15 000 m ²	R147,14	R57,08	-61,21%
v) Minimum charge	R2 083,24	R680,89	-67,32%
(c) Minor Building Work	R1 084,21	R457,42	-57,81%
(d) Approval-in-Principle (non-refundable)	25% of Building Plan Fee	25% of Building Plan Fee	
(e) Alterations ½% of estimated cost (0,005 x estimated cost) - minimum charge	R2 083,24	R680,89	-67,32%
(f) Swimming Pools - minimum charge	R1 084,21	R454,98	-58,04%
(g) Drainage - minimum charge only	R2 083,24	R680,89	-67,32%
(h) Petrol, Diesel & Gas Installations - minimum charge only	R2 083,24	R680,89	-67,32%
(i) Temporary Buildings & Structures For every 50m ² (or part thereof)	R875,12	R389,21	-55,52%
(j) Pre-Cast Concrete Boundary Fences Precast concrete boundary walls not adjacent to a road boundary and not exceeding 1,8 metres in height shall be exempt from the need for the submission of sketch plans or the payment of a fee	Exempt	Exempt	
Precast concrete boundary walls not adjacent to a road boundary but exceeding 1,8 metres in height shall require the submission of an application with sketch plan and the payment of fee of	R1 084,21	R454,98	-58,04%
Precast concrete boundary walls adjacent to a road and not exceeding 1,5 metres in height shall be exempt from the need for the submission of plans or the payment of a fee	Exempt	Exempt	
Precast concrete boundary walls adjacent to a road and which exceed 1,5 metres in height shall be subject to the submission of application forms, building plans and payment of a fee calculated at half a percent of the value of the fence with a minimum fee of	R569,01	R192,54	-66,16%
(k) Application fee for processing of Demolition applications	R952,56	R450,00	-52,76%
(l) Application fee for the substitution of a plan during the approval process	R875,12	R289,00	-66,98%

SUSTAINABLE DEVELOPMENT AND CITIES DEVELOPMENT
TOWN PLANNING AND ENVIRONMENTAL MANAGEMENT
Building Control Tariffs

		2023/24	2024/25	
		Excl. Vat	Excl.Vat	% Incr
2	Hoarding			
	Deposit - Per frontage of 10m (or part thereof)	R20 174,13	R7 385,62	-63,39%
	Rental - Per frontage of 10m (or part thereof) per week	R952,56	R356,92	-62,53%
4	Building plans			
	(a) Search fees	R108,42	R40,89	-62,29%
	(b) Copies of documents (per copy)			
	i) A4	R22,21	R13,71	-38,26%
	ii) A3	R33,31	R15,56	-53,29%
	(c) Copies of building plans (per copy)			
	i) A4	R74,22	R29,23	-60,62%
	ii) A3	R136,07	R65,25	-52,05%
	iii) A2	R259,76	R107,30	-58,69%
	iv) A1	R315,43	R136,73	-56,65%
	v) AO	R449,17	R179,50	-60,04%
	ix) Digital copies	R 277,30	R 127,30	-54,09%



SUSTAINABLE DEVELOPMENT AND CITIES DEVELOPMENT
TOWN PLANNING AND ENVIRONMENTAL MANAGEMENT
Building Control Tariffs

PLAN SUBMISSION FEES FOR MASS HOUSING TOWNSHIPS AND ANY
OTHER AREA DECLARED BY THE MSUNDUZI MUNICIPALITY

		2023/24 Excl. Vat	2024/25 Excl. Vat	% Incr
1	Building Plans			
	(a) Preliminary plans submitted for scrutiny and comment	R439,13	R240,20	-45,30%
	(b) 20 m² - 30 m²	R439,13	R240,20	-45,30%
	(c) 30 m² - 40 m²	R569,01	R281,54	-50,52%
	(d) 40 m² - 50 m²	R666,02	R312,50	-53,08%
	(e) 50 m² - 60 m²	R782,18	R349,56	-55,31%
	(f) 60 m² - 70 m²	R1 084,21	R445,92	-58,87%
	(g) 70 m² - 80 m²	R1 471,43	R569,47	-61,30%
	(h) for the alteration of any building which does not increase the floor area thereof	R439,13	R240,20	-45,30%
	(i) application fee for the erection of a minor building work as defined in the National Building Regulations	R439,13	R240,20	-45,30%
	(j) permission for the erection of temporary buildings may be granted upon payment of a charge of R240,20 for each 50 m² or part thereof. Such permission shall be valid for twelve months, but may be renewed for further periods of twelve months upon payment of charges at the same rate.	R439,13	R240,20	-45,30%
2	Precast concrete boundary walls			
	(a) precast concrete boundary walls not adjacent to a road boundary but exceeding 1,8 metres in height shall require the submission of an application with sketch plan but exempt from the payment of a fee	Exempt	Exempt	
	(b) precast concrete boundary walls adjacent to a road boundary and not exceeding 1,5 metres in height shall be exempt from the need for the sub-mission of sketch plans or the payment of a fee.	Exempt	Exempt	
	(c) precast concrete boundary walls adjacent to a road and which exceed 1,5 metres in height shall be subject to the submission of application forms, building plans and payment of a fee calculated at half a per cent of the value of the fence with a minimum fee of	R439,13	R240,20	-45,30%
3	Building plan search fee	R108,42	R40,89	-62,29%

SUSTAINABLE DEVELOPMENT AND CITIES DEVELOPMENT
TOWN PLANNING AND ENVIRONMENTAL MANAGEMENT
Building Control - Advertising Signage Tariffs

A. Application Fees and Deposits for a License/Permit for Outdoor Advertising

Every person who applies to Council for its approval or permission shall on making application pay to the Council the charge determined therefore and no application shall be considered until such charge has been paid;
The charges are set out below:

- 1 A non-refundable application fee must be tendered with each application (whether on privately-owned or Council-owned property).
Application fees per sign shall be levied for sign types A (Billboards), B (Ground Signs), C (Wall Signs), D (Roof Signs), and E (Verandah, Balcony, Canopy and Under-Awning Signs) as follows:
NB! Application fees for billboards and ground signs will be per sign face.

	2023/24 Excl. Vat	2024/25 Excl. Vat	% Incr
(a) Council-owned Property			
For any Billboard or Ground Sign on Council Property			
Basic Fee	R1 980,08	R1 650,00	-16,67%
Plus the applicable fee as reflected below:			
<u>Area of Sign</u>			
<u>Non Illuminated</u>			
Application fee per sign for sign area up to 2m ²	R586,24	R586,24	0,00%
Application fee per sign for sign area up to 4m ²	R806,49	R806,49	0,00%
Application fee per sign for sign area up to 6m ²	R1 129,09	R1 085,20	-3,89%
Application fee per sign for sign area up to 12m ²	R1 590,74	R1 550,66	-2,52%
Application fee per sign for sign area up to 18m ²	R5 067,02	R5 067,02	0,00%
Application fee per sign for sign area up to 24m ²	R6 340,70	R6 340,70	0,00%
Application fee per sign for sign area up to 36m ²	R9 855,93	R9 855,93	0,00%
Application fee per sign for sign area over 36m ²	R16 613,79	R12 095,43	-27,20%
<u>Area of Sign</u>			
<u>Illuminated</u>			
Application fee per sign for sign area up to 2m ²	R644,87	R589,63	-8,57%
Application fee per sign for sign area up to 4m ²	R889,95	R889,95	0,00%
Application fee per sign for sign area up to 6m ²	R1 323,78	R1 323,78	0,00%
Application fee per sign for sign area up to 12m ²	R2 013,44	R2 013,44	0,00%
Application fee per sign for sign area up to 18m ²	R6 107,10	R6 107,10	0,00%
Application fee per sign for sign area up to 24m ²	R7 369,70	R7 369,70	0,00%
Application fee per sign for sign area up to 36m ²	R11 819,33	R11 819,33	0,00%
Application fee per sign for sign area over 36m ²	R18 071,07	R18 071,07	0,00%
<u>Area of Sign</u>			
<u>Electronic</u>			
Application fee per sign for sign area up to 2m ²	R1 590,74	R1 308,67	-17,73%
Application fee per sign for sign area up to 4m ²	R2 013,44	R2 610,65	29,66%
Application fee per sign for sign area up to 6m ²	R3 098,08	R3 926,01	26,72%
Application fee per sign for sign area up to 12m ²	R6 107,10	R8 852,03	44,95%
Application fee per sign for sign area up to 18m ²	R11 819,33	R9 778,04	-17,27%
Application fee per sign for sign area up to 24m ²	R15 562,56	R10 697,36	-31,26%
Application fee per sign for sign area up to 36m ²	R16 469,19	R11 549,39	-29,87%
Application fee per sign for sign area over 36m ²	R23 132,50	R15 396,65	-33,44%
(b) Privately-owned Property (excluding National/Provincial Government)			
Application fee per sign for sign area up to 2m ²	R1 880,48	R1 308,67	-30,41%
Application fee per sign for sign area up to 4m ²	R3 760,91	R2 610,65	-30,58%
Application fee per sign for sign area up to 6m ²	R5 641,39	R3 926,01	-30,41%
Application fee per sign for sign area up to 12m ²	R11 282,73	R8 852,03	-21,54%
Application fee per sign for sign area up to 18m ²	R16 924,16	R9 778,04	-42,22%
Application fee per sign for sign area up to 24m ²	R22 565,55	R10 697,36	-52,59%
Application fee per sign for sign area up to 36m ²	R33 848,18	R11 549,39	-65,88%
Application fee per sign for sign area over 36m ²	R22 595,50 plus R3 486,01 per m ³	R13 748 plus R1498 per m ³	-69,00%
<u>Rental per month (Billboard)</u>			
Application fee per sign for sign area up to 2m ²	R8 364,75	R3 500,00	-58,16%
Application fee per sign for sign area up to 4m ²	R11 710,65	R4 500,00	-61,57%
Application fee per sign for sign area up to 6m ²	R13 383,60	R4 000,00	-70,11%
Application fee per sign for sign area up to 12m ²	R15 056,55	R5 500,00	-63,47%
Application fee per sign for sign area up to 18m ²	R16 729,50	R5 900,00	-64,73%
Application fee per sign for sign area up to 24m ²	R18 402,45	R6 500,00	-64,68%
Application fee per sign for sign area up to 36m ²	R21 748,35	R9 500,00	-56,32%
Application fee per sign for sign area over 36m ²	R26 767,20	R10 500,00	-60,77%
2 Any minor amendment to an application, considered by the duly authorized official of Council to be a minor amendment, may be submitted at a reduced application fee of <u>R445.00</u> each	R580,83	R445,00	-23,39%
3 An application fee must be tendered with each application for advertisements for sign types F (Posters, Banners and Flags excluding Election Advertisements) as follows:			
3.1 Per 25 posters or part thereof	R1 172,49	R600,00	-48,83%
3.2 Per 25 posters or part thereof for events not taking place within the Msunduzi Municipal area	R2 649,85	R2 350,00	-11,32%
3.3 Per 50 posters or part thereof	R1 875,98	R1 875,98	0,00%
3.4 Per 50 posters or part thereof for events not taking place within the Msunduzi Municipal area	R5 623,22	R3 800,00	-32,42%
3.5 Per 100 posters or part thereof for events taking place within the Msunduzi Municipal area	R3 693,35	R3 693,35	0,00%
3.6 Per 100 posters or part thereof for events not taking place within the Msunduzi Municipal area	R11 246,44	R6 500,00	-42,20%
3.7 Posters for extra week (additional) over and above the fourteen days	R414,95	R414,95	0,00%

TOWN PLANNING AND ENVIRONMENTAL MANAGEMENT
Building Control - Advertising Signage Tariffs

		2023/24 Excl. Vat	2024/25 Excl. Vat	% Incr
4	Estates Agents Boards - A non-refundable application fee (or part thereof) must be tendered with the annual application , per Agency Per annum			
4.1	1 to 5 Agents	R5 645,66	R2 089,00	-63,00%
4.2	6 to 10 Agents	R10 927,33	R4 500,00	-58,82%
4.3	11 to 20 Agents	R22 125,71	R9 580,00	-56,70%
4.4	21 to 30 Agents	R32 975,60	R13 500,00	-59,06%
4.5	31 to 50 Agents	R43 384,06	R17 918,00	-58,70%
4.6	51 Plus Agents	R55 535,00	R38 500,00	-30,67%
5	A non-refundable application fee must be tendered with the annual application for Portable Boards (Sandwich Boards) or any other collapsible structure – per annum	R2 950,61	R1 502,00	-49,10%
6	A non-refundable application fee must be tendered with each application for Aerial Advertisements; (except where to be mounted on an aircraft). Adequate public liability insurance for the duration of display will also need to be furnished to Council's satisfaction – per annum	R2 950,61	R1 502,00	-49,10%
7	Transit Advertising: A non-refundable application fee as follows; must be tendered with each application for transit vehicles. A certified copy of the current vehicle registration certificate must accompany each application:			
7.1	Annual Application Fee for trailers – per annum	R4 685,35	R1 980,00	-57,74%
7.2	Annual Application Fee for electronic trailer– per annum	R9 010,14	R3 905,00	-56,66%
8	Newspaper Headline Posters: A non-refundable application fee per annum or part thereof must be tendered with the annual application fee (from each company)	R8 676,39	R3 982,00	-54,11%
9	Street Pole Advertisements - application fee (once-off) per pole	R866,04	R418,00	-51,73%
10	Building Wraps - Non refundable application fee	R7 294,70	R3 899,00	-46,55%

CITY OF CHOCOE

 PIETERMARITZBURG
 M S U N D U Z I

SUSTAINABLE DEVELOPMENT AND CITIES DEVELOPMENT
TOWN PLANNING AND ENVIRONMENTAL MANAGEMENT
Building Control - Advertising Signage Tariffs

		2023/24 Excl. Vat	2024/25 Excl. Vat	% Incr
B. Rentals for Individual Outdoor Advertising Signs on Council Property				
Rental shall be charged in respect of all individual outdoor advertising signage on Council property in terms of the current Policy and Bylaws on Outdoor Advertising Signs, excluding any bulk signage erected as part of an approved project for a particular type of signage at various locations in the City. The minimum being as follows:				
1	Banners-R 559,00 per week or part thereof per banner plus any costs incurred by the Council in the erection thereof (Charitable and non-profit organizations will be exempt from the above tariff, but must still tender an application.)	R1 231,11	R559,00	-54,59%
1.1	Banners- for an extra week (additional) over and above the initial two weeks	R1 621,09	R690,81	-57,39%
1.2	Advertising on Comrades Gantry (per week)	R6 079,33	R2 661,36	-56,22%
1.3	Comrades Gantry, for out of area events	R9 715,25	R3 924,79	-59,60%
1.4	Gantry for an extra week (additional) over and above the fourteen days	R1 332,39	R632,80	-52,51%
2	A fee must be tendered with each application for advertisements for sign types F (Flags excluding Election Advertisements) for fourteen days			
2.1	Flags (special event) 1-15	R6 906,66	R2 478,51	-64,11%
2.2	Commercial advertising flags (per flag)	R183,16	R105,98	-42,14%
3	Remote Advertising Annual Rental per Sq m per face	R879,36	R407,65	-53,64%
4	Annual Rental per Sq m per face - Electronic Advertising Signs on Council property	R2 872,59	R1 223,43	-57,41%
5	Transit Advertising: A non-refundable rental fee			
5.1	Per Trailer per Site – per week	R867,36	R673,55	-22,35%
5.2	Per Electronic Trailer per Site – per week	R1 102,01	R1 102,01	0,00%
5.3	Release of impounded vehicles - Items 1, 2 and 3 of the Traffic and Security Tariffs as contained in this document shall apply.			
6	Street Pole Advertisements - Rental for 2 weeks per pole	R544,08	R544,08	0,00%
7	Newspaper Headline Posters: A non-refundable rental fee			
7.1	A Rental fee based on the total number of display frames to be used shall be paid monthly in advance, per display frame	R17,58	R7,58	-56,88%
8	An encroachment fee per m² per annum or part thereof to be paid for each sign type that encroaches over Council property.	R588,47	R672,95	14,36%
C. Illegal Outdoor Advertising Signs on Council Property (per advertising sign)				
1	Registered Estates Agents boards fine	R621,79	R2 018,85	224,68%
2	Authorised (Harzadous, worn out)	Removal Fee	Removal Fee	
3	Unauthorised Signs fine	R6 040,08	R253,03	-95,81%
4	Failure to remove legal posters fine	R616,23	R6 729,50	992,04%
5	Unauthorised posters fine	R2 775,77	R8 402,45	202,71%
6	Illegal trailer fine	R5 695,89	R14 074,78	147,10%
7	Illegal electronic advertisement fine	R27 757,71	R20 493,18	-26,17%
8	Illegal Billboard fine	R13 878,85	R13 878,85	0,00%

In addition to the fines above, the actual removal fee will be charged if the advertising sign is removed at Council's cost

**SUSTAINABLE DEVELOPMENT AND CITIES DEVELOPMENT
TOWN PLANNING AND ENVIRONMENTAL MANAGEMENT
Wayleaves Tariffs**

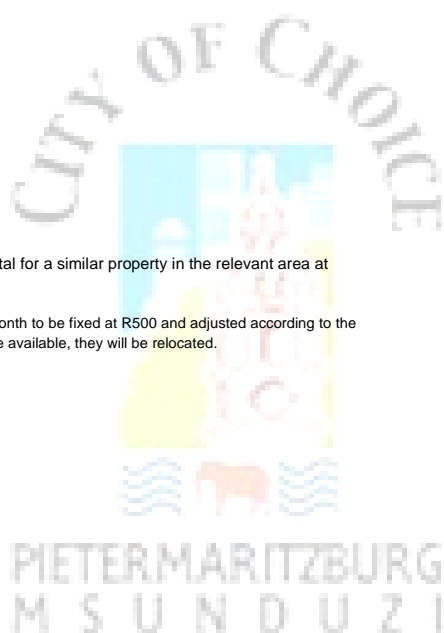
		2023/24 Excl. Vat	2024/25 Excl. Vat	% Incr
1	Processing Fees			
	a. Processing of a Wayleave Application:			
	- Basic (up to 1km service installation)	R2 098,88	R1 471,58	-29,89%
	- Additional (per extra km or part thereof)	R2 098,88	R1 471,58	-29,89%
	- Processing of application to close a road for construction purposes	R2 361,24	R1 655,53	-29,89%
2	Exemption for tariff but not for extension of time: All Msunduzi Departments All National Departments All Provincial Departments			
3	Parking meter bays: dis-established	As determined by Municipal Traffic Department	As determined by Municipal Traffic Department	
4	Charges/Fees for the use of Public Road Reserves <u>Basic Charge/Fee during construction:</u> Per day	R4 950,19	R1 991,23	-59,77%
5	Tariffs for extension of time beyond that approved in the Wayleave Work Permit: (without prejudice to Council's other rights or remedies in terms of the application bylaws or Wayleave Permit) Charge payable additional to Basic Charge/Fee, Per day	R2 475,10	R995,62	-59,77%
6	Penalty for exceeding the time to do work in terms of the Wayleave permit, per day	R33 459,00	R13 459,00	-59,77%
7	Penalty for having temporarily closed a road without written permission from Roads and Stormwater Department	R66 918,00	R26 918,00	-59,77%
8	Penalties ((without prejudice to Council's other rights or remedies in terms of the applicable by-laws or Wayleave Permit: Upon inspection, deviation from Wayleave conditions (per occasion, payable immediately)) -	R24 750,96	R9 956,16	-59,77%
9	Security Deposit (at the end of guarantee period of 12 months the security deposit shall be refunded, or the balance remaining if it has been drawn on to repair poor quality workmanship or damage to other services, shall be refunded):			
	The security deposit shall be kept on the trust account of an attorney, and proof be submitted to the Municipality, any costs related to this shall be to the applicant.			
	Project less than 100 m	R33 459,00	R13 459,00	-59,77%
	Project between 100m to 1000m	R334 590,00	R134 590,00	-59,77%
	Project greater 1001 m	R1 672 950,00	R672 950,00	-59,77%

**SUSTAINABLE DEVELOPMENT AND CITIES DEVELOPMENT
HOUSING DEVELOPMENT FUND**
Human Settlements

Eastwood No.1 (Econo)
Eastwood No. 1 (Sub-E)
Glenwood
The Grange No. 1
Northdale No. 8 (Sub-E)
Northdale No. 10 (Sub-E)
Northdale 7 (Econo)
Northdale 9 (Econo)
Northdale 12
Riverbend No. 1
Woodlands No. 3
Woodlands No. 4
Woodlands No. 8
Sobantu - Housing
Properties Outside Schemes

Rents for the above areas will be calculated at the prevailing market rental for a similar property in the relevant area at the time the property is allocated.

Rental for household with a monthly income from between R0 to R3500 per month to be fixed at R500 and adjusted according to the flat size. This only applies to existing tenants. Once new BNG/RDP houses are available, they will be relocated.



**SUSTAINABLE DEVELOPMENT AND CITIES DEVELOPMENT
HOUSING DEVELOPMENT FUND
Human Settlements**

	2023/24 Excl. Vat	2024/25 Excl. Vat	% Incr
Willow Gardens			
Batchelor Flat rental	R778,67		Removed
1 Bedroom Flat rental	R856,54		Removed
2 Bedroom Flat rental	R1 012,28		Removed
3 Bedroom Flat rental	R1 168,01		Removed

Rental for household with a monthly income from between R3501 to R7500 per month be set at 25% of their household income and adjusted according to the flat size. This only applies to existing tenants.

Erica and Nerina Flats			
2 Bedroom Flat rental	R5 397,60		Removed
3 Bedroom Flat rental	R6 297,29		Removed

Rental for household with a monthly income from between R0 to R3500 per month to be fixed at R500 and adjusted according to the flat size. This only applies to existing tenants. Once new BNG/RDP houses are available, they will be relocated.

Erica and Nerina Flats			
2 Bedroom Flat rental	R1 012,28		Removed
3 Bedroom Flat rental	R1 168,01		Removed

Rental for household with a monthly income from between R3501 to R7500 per month be set at 25% of their household income and adjusted according to the flat size. This only applies to existing tenants.

Gross minimum income to afford accommodation at market related rentals are as follows:-
not more than 20% of income

Willow Gardens – per month			
Batchelor Flat	R12 754,25		Removed
1 Bedroom Flat	R15 978,33		Removed
2 Bedroom Flat	R19 010,61		Removed
3 Bedroom Flat	R21 138,13		Removed

Erica and Nerina Flats – per month			
2 Bedroom Flat	R26 988,09		Removed
3 Bedroom Flat	R31 486,43		Removed

New Tenants – An increase based on the Valuation of Rental Stock will be applied

Notes:

- Offers of accommodation are made to applicants only where the required rental does not constitute more than 20% of the applicant's gross income in terms of Council Resolution and based on national legislation.
- The gross minimum income to qualify to be registered on Council's waiting list is **R3500.00** which is in accordance with the Housing Act of 1997.

Jika Joe Flats - per month

2 Bedroom Flat			
Income bands			
R800 - R1500 pm	R560,00		Removed
R1501 - R2500 pm	R784,00		Removed
R2501 - R3500pm	R896,00		Removed

Notes

- Rental stock at Jika Joe flat is for phase 1 units only and gross minimum income to be registered on councils's waiting list is **R800**

INTEREST RATE

1	Interest rate per annum (calculated on daily outstanding balance)	10,75%	11,75%
---	---	--------	--------

**SUSTAINABLE DEVELOPMENT AND CITIES DEVELOPMENT
DEVELOPMENT SERVICES MANAGEMENT
Licensing**

		2023/24 Excl. Vat	2024/25 Excl. Vat	% Incr
1	Trade Licenses Application Fee			
	Business conducted from fixed premises			
	Item 1 & 2 License	No Change	No Change	
	Processing Fee	R1 755,64	R874,18	-50,21%
	Informal Trade License Application Fee			
	Item 3 License	No Change	No Change	No Change
	Processing Fee	R123,77	R168,00	35,73%
	Duplicate License Fee	No Change	No Change	No Change
	Processing Fee	R123,77	R60,00	-51,52%
	Informal Trade			
	(i) Traders without Facilities	R376,11	R150,00	-60,12%
	(ii) Traders with Facilities	R564,17	R200,00	-64,55%
	(iii) Traders with Services (Electricity & Water)	R752,23	R350,00	-53,47%
	Impoundment of Goods	R1 128,34	R500,00	-55,69%
	Release of goods fee	R752,23	R350,00	-53,47%
	General Traders (Freedom Square)			
	Traders with Facilities pricing n	R564,17	R200,00	-64,55%
	Permit Identification Fee	R187,37	R120,75	-35,56%
	Guilty Offence Fee	R1 880,40	R1 000,00	-46,82%
2	Bandstand	R559,61	R280,00	-49,97%



SUSTAINABLE DEVELOPMENT AND CITIES DEVELOPMENT

Health

		2023/24 Excl. Vat	2024/25 Excl. Vat	% Incr
1	Food Inspection For Voluntary surrender of foodstuffs for destruction	R524,72	R164,51	-68,65%
2	Animal & Bee keeping permits (per permit)	R241,07	R75,58	-68,65%
3	Fines For contravention of health legislation			
Tariffs relating to Dairymen and Milk Dealers				
4	Fees payable in respect of certificates of registration: (a) application for a certificate of registration	R2 306,79	R744,59	-67,72%
	(b) annual renewal thereof	R1 125,67	R356,62	-68,32%
5	Fees payable for the testing of milk samples: (a) during consideration of an application for a certificate of registration	R1 856,32	R581,99	-68,65%
	(b) upon request	R1 856,32	R587,54	-68,35%
6	Clearing of Vacant Land	Cost of clearing plus any applic. fee	Cost of clearing plus any applic. fee	
7	Disposal of the Dead Application per competence certificate(funeral and Mortuaries) Application for exhumations and re-burials Annul renewal:Certificate of Competence	R1 924,33 R1 439,31	R680,00 R583,00 R500,00	-64,66% -59,49% New
8	Food Safety Certificate of Acceptability fees (informal) Certificate of Acceptability fees (formal) Certificate of Acceptability fees (Vehicles/Mobile) Food Export Certificate per application Certificates for unsound food stuffs (Condemnation Certificates) Certificate of acceptability (feeding schemes-government schools(NoFee)	R615,78 R1 924,33 R1 539,45 R4 204,49 R1 441,31	R280,00 R589,00 R650,00 R1 360,64	-54,53% -69,39% -57,78% -67,64% Removed New
9	Fuel Burning Appliances Fuel Burning Equipment Certificates Open Burning Certificate per application Biennial (2Years) Certificate renewal	R6 177,03 R2 059,00	R3 089,00 R815,38 R1 500,00	-49,99% -60,40% New
10	Events Open Air Music Events EHP time rendered for service per hour Certificate of acceptability fee per event	R2 059,00 R1 739,87	R815,38 R680,00 R200,00	-60,40% -60,92% New
11	Health Permits Administrative/processing fees(all permits)Processing fee amount to be offset against permit fee if permit granted Administrative/processing fee non-refundable if permit is not approved Day- care Centres - (Private) NGO,CBO(NPO's Certificate) Schools - (Private) Nursing Homes (Private) Old age homes (Private) Rehabilitation centres (Private) Accommodation establishment Beauty salons & Tattoo Parlour Public gatherings place Dry cleaning- Laundry establishment (Private) Keeping of Animals (business pet shop etc) Office Premises Keeping of Animals Offensive Trades Re-Issue of Certificates/Permits Ritual slaughter (No Fee)	R2 540,81 R2 540,81 R2 540,81 R2 540,81 R2 540,81 R2 540,81 R2 540,81 R2 540,81 R2 540,81 R2 540,81 R2 540,81 R2 540,81 R2 540,81 R384,88 R2 540,81 R2 540,81 R2 540,81 R4 041,85 R577,30	R200,00 R890,00 R890,00 R890,00 R890,00 R890,00 R890,00 R890,00 R890,00 R890,00 R890,00 R890,00 R890,00 R500,00 R890,00 R890,00 R208,00 R382,54	New -64,97% -64,97% -64,97% -64,97% -64,97% -64,97% -64,97% -64,97% -64,97% -64,97% -64,97% -64,97% 29,91% -64,97% Removed Removed -64,97% -45,37% -33,74% New
12	Scientific Services (WATER QUALITY ANALYSIS) E Coli Total Collforms S.Aureus(identify) Total Plate count Salmonella Phosphatase Salmonella Turbidity pH Total/free chlorine Chemical Oxygen Demand Listeria monocytogenes Chemical analysis of drinking water in terms of SANS 241 Sampling and analysis of Bore-hole intended for human consumption Sampling and analysis of a communal swimming pool Pre and post analytical consumables	R543,84 R543,84 R543,84 R543,84 R543,84 R543,84 R543,84 R543,84 R543,84 R543,84 R1 840,25 R1 668,93 R1 840,25 R4 212,62 R1 666,26 R94,96	R343,84 R343,84 R343,84 R343,84 R343,84 R343,84 R343,84 R343,84 R343,84 R343,84 R343,84 R343,84 R1 343,84 R1 343,84 R643,84 R343,84	-36,78% -36,78% -36,78% -36,78% -36,78% -36,78% -36,78% -36,78% -36,78% -36,78% -81,32% -79,40% -26,97% -68,10% -61,36% 262,10%
13	NUISANCES			

Cutting of
grass,undergrowth,weeds
and /or vegetation to a
maximum height of
150mm above ground
level per 2m,which shall
include the shredding of
grass to the satisfaction
of the Council

R3,35

R21,45

541,08%



SUSTAINABLE DEVELOPMENT AND CITIES DEVELOPMENT

		<u>Health</u>	2023/24 Excl. Vat	2024/25 Excl. Vat	% Incr
	Cutting of reeds to a maximum height of 150mm above ground level per m2, which shall include the shredding or removal thereof to the satisfaction of the Council		R31,45	R31,45	0,00%
	Removal of waste material to the satisfaction of the Council per 1000kg or part thereof		R1 840,25	R720,25	-60,86%
14	SERVICES FOR INDIGENT				
	Proof of status	10-25% of normal		10-25% of normal	
15	ATMOSPHERIC EMISSION LICENSING				
	ATMOSPHERIC EMISSION LICENSING		R33 090,95	R13 090,95	-60,44%
	Application for Atmospheric Emission Licence review		R33 090,95	R13 090,95	-60,44%
	Application for Atmospheric Emission Licence renewal		R16 545,48	R6 545,48	-60,44%
	Application for Atmospheric Emission Licence transfer		R6 618,19	R6 618,19	0,00%
16	VECTOR CONTROL				
	Disinfection of vectors and other pests eg mosquitoes, cockroaches	R395,10+(120/500ml)		R223+(120/500ml)	
	Destruction of rodents on premises	R395,10+(25,44 per 100g bait unit)		R223+(55,44 per 100g bait unit)	
17	COVID-19				
	Disinfection for Covid-19	R395,10+(120/500ml)		R223+(120/500ml)	

Environmental Management

1	Conservation Plan Map (digital)		R1 003,77	R607,00	-39,53%
2	Ecosystem Services Plan Map (digital)		R1 003,77	R607,00	-39,53%
3	Application for rectification of non-compliance with the Public Open Space By-Law				
	High impact activity		R33 459,00	R13 459,00	-59,77%
	Medium impact activity		R25 094,25	R8 094,25	-67,74%
	Low impact activity		R16 729,50	R6 729,50	-59,77%

SUSTAINABLE DEVELOPMENT AND CITIES DEVELOPMENT
Greater Edendale & Vulindlela Development Initiative

	2023/24 Excl. Vat	2024/25 Excl. Vat	% Incr
Printing of Maps on Edendale ArcMap Software			
Erf/Erven Cadastral Map (Black & White)			
A4	R100,38	R35,00	-65,13%
A3	R138,85	R51,50	-62,91%
A2	R173,99	R62,00	-64,37%
A1	R252,62	R85,50	-66,15%
A0	R334,59	R120,00	-64,14%
Erf/Erven Cadastral Map (Colour)			
A4	R130,49	R49,00	-62,45%
A3	R202,43	R71,50	-64,68%
A2	R358,01	R122,00	-65,92%
A1	R511,92	R162,00	-68,35%
A0	R930,16	R289,00	-68,93%
with ≤ 5 layers			
A4	R147,22	R47,22	-67,93%
A3	R215,81	R75,81	-64,87%
A2	R391,47	R125,47	-67,95%
A1	R545,38	R265,38	-51,34%
A0	R963,62	R333,62	-65,38%
with > 5 layers			
A4	R180,68	R81,68	-54,79%
A3	R249,27	R139,27	-44,13%
A2	R458,39	R258,39	-43,63%
A1	R612,30	R312,30	-49,00%
A0	R1 030,54	R430,54	-58,22%
Electronic Maps Created on Edendale ArcMap Software <small>(Copied onto memory stick or emailed)</small>			
A4	R83,65	R30,00	-64,14%
A3	R100,38	R41,50	-58,66%
A2	R127,14	R52,00	-59,10%
A1	R160,60	R75,50	-52,99%
A0	R194,06	R100,00	-48,47%
with ≤ 5 layers			
A4	R100,38	R32,22	-67,90%
A3	R117,11	R42,81	-63,44%
A2	R143,87	R55,47	-61,45%
A1	R184,02	R65,38	-64,47%
A0	R217,48	R82,62	-62,01%
with > 5 layers			
A4	R133,84	R81,68	-38,97%
A3	R150,57	R109,27	-27,43%
A2	R177,33	R258,39	45,71%
A1	R217,48	R312,30	43,60%
A0	R250,94	R430,54	71,57%
Edendale Property Ownership Information			
Ownership Search Fee	R66,92	R30,00	-55,17%
Print Out of Ownership Information	R83,65	R45,00	-46,20%
Print Out & Map	R133,84	R50,00	-62,64%
Edendale ArcMap Shapefiles			
Project Information Package	R1 765,97	R765,97	-56,63%
Digitising of Data on ArcMap			
Minimum Fee (0-30min)	R1 765,97	R144,63	-91,81%
Thereafter (per 30min)	R1 765,97	R109,34	-93,81%
Complete Package of Edendale ArcMap Information Dataset (Excluding Individual Projects and Private Operational Municipal Datasets)	R8 367,53	R2 867,53	-65,73%

**SUSTAINABLE DEVELOPMENT AND CITIES DEVELOPMENT
MUNICIPAL BUSINESS ENTITIES MANAGEMENT**
Airport

		2023/24 Excl. Vat	2024/25 Excl. Vat	% Incr
1	Passenger levy fee			
	departing passengers on all scheduled flights	R148,88	R171,21	15,00%
	departing passengers on all non-schedule/charter flights	R148,88	R171,21	15,00%
	departing passengers on general aviation flights	R89,53	R102,96	15,00%
2	Domestic Landings: Fixed Wing Aircraft			
	Maximum certified mass in kg of aircraft up to and including			
	0 - 500	R99,05	R113,91	15,00%
	501 - 1000	R146,20	R168,12	15,00%
	1001 - 1500	R187,33	R215,43	15,00%
	1501 - 2000	R248,12	R285,34	15,00%
	2001 - 2500	R266,74	R306,76	15,00%
	2501 - 3000	R307,05	R353,11	15,00%
	3001 - 4000	R428,43	R492,69	15,00%
	4001 - 5000	R547,32	R629,42	15,00%
	5001 - 6000	R666,22	R766,16	15,00%
	6001 - 7000	R789,88	R908,37	15,00%
	7001 - 8000	R904,02	R1 039,62	15,00%
	8001 - 9000	R1 022,09	R1 175,41	15,00%
	9001 - 10000	R1 165,79	R1 340,66	15,00%
	10001 - 12000	R1 321,08	R1 519,25	15,00%
	12001 - 14000	R1 494,76	R1 718,98	15,00%
	14001 - 16000	R1 668,47	R1 918,74	15,00%
	16001 - 18000	R1 841,94	R2 118,23	15,00%
	18001 - 20000	R2 015,64	R2 317,99	15,00%
	20001 - 22000	R2 189,11	R2 517,47	15,00%
	for every 2000 kg's over 22000 kg's	R108,09	R124,30	15,00%
3	Parking Fee: Fixed Wing Aircraft			
	Maximum certified mass in kg of aircraft up to and including			
	0 - 2000	R63,69	R73,25	15,00%
	2001 - 3000	R130,26	R149,80	15,00%
	3001 - 4000	R185,07	R212,83	15,00%
	4001 - 5000	R254,53	R292,71	15,00%
	5001 - 10000	R374,26	R430,40	15,00%
	10001 - 15000	R491,72	R565,47	15,00%
	15001 - 20000	R619,90	R712,89	15,00%
	20001 - 25000	R740,05	R851,06	15,00%
	for every 5000 kg's over 25000 kg's	R159,39	R183,30	15,00%

**SUSTAINABLE DEVELOPMENT AND CITIES DEVELOPMENT
MUNICIPAL BUSINESS ENTITIES MANAGEMENT**

Airport

		2023/24 Excl. Vat	2024/25 Excl. Vat	% Incr
4	Domestic Landings: Helicopters			
	Maximum certified mass in kg of aircraft up to and including			
	0 - 500	R20,06	R23,07	15,00%
	501 - 1000	R29,37	R33,78	15,00%
	1001 - 1500	R37,83	R43,51	15,00%
	1501 - 2000	R45,49	R52,32	15,00%
	2001 - 2500	R53,56	R61,59	15,00%
	2501 - 3000	R61,41	R70,62	15,00%
	3001 - 4000	R85,80	R98,67	15,00%
	4001 - 5000	R109,80	R126,27	15,00%
	5001 - 6000	R133,37	R153,38	15,00%
	6001 - 7000	R157,98	R181,68	15,00%
	7001 - 8000	R181,95	R209,25	15,00%
	8001 - 9000	R204,70	R235,41	15,00%
	9001 - 10000	R229,74	R264,20	15,00%
	10001 - 12000	R264,46	R304,13	15,00%
	12001 - 14000	R299,20	R344,08	15,00%
	14001 - 16000	R333,95	R384,04	15,00%
	16001 - 18000	R368,48	R423,75	15,00%
	18001 - 20000	R403,20	R463,68	15,00%
	for every 2000 kg's over 20000 kg's	R87,04	R100,09	15,00%
5	Parking Fee: Helicopter			
	Maximum certified mass in kg of aircraft up to and including			
	0 - 2000	R12,82	R14,75	15,00%
	2001 - 3000	R26,47	R30,44	15,00%
	3001 - 4000	R37,22	R42,80	15,00%
	4001 - 5000	R51,08	R58,74	15,00%
	5001 - 10000	R75,05	R86,31	15,00%
	10001 - 15000	R98,63	R113,42	15,00%
	15001 - 20000	R124,06	R142,67	15,00%
	20001 - 25000	R148,46	R170,73	15,00%
	for every 5000 kg's over 25000 kg's	R159,39	R183,30	15,00%
6	Landing Fee: Experimental Aircraft			
	Aircraft certified mass unlimited			
	0 - Unlimited	R130,47	R150,04	15,00%
MISCELLANEOUS CHARGES				
7	Access Control Permits			
	New security access permit including airside induction	R275,00	R316,25	15,00%
	Renewal of security access permit	R165,00	R189,75	15,00%
	Lost security access permit	R330,00	R379,50	15,00%
	Temporary security access permit including airside induction	R110,00	R126,50	15,00%
	Temporary visitor's day permit	R22,00	R25,30	15,00%
	Specialised vehicle security permit: Restricted airside area per annum	According to NAS R550,00	R632,50	15,00%
	Maintenance area: Private vehicle per annum	According to NAS R330,00	R379,50	15,00%
8	ADVERTISING			
	per square meter			
	Non Illuminated	R132,00		Removed
	Illuminated	R165,00		Removed
	per square meter			
	Electronic / Light Box	R242,00		Removed
	Block-frame advertising (A3)	R55,00		Removed
	Block-frame advertising (A0)	R110,00		Removed
	per square meter			
	Digital advertisement on munucipal fitted screen per 60 Seconds	R1 100,00		Removed

SUSTAINABLE DEVELOPMENT AND CITIES DEVELOPMENT
MUNICIPAL BUSINESS ENTITIES MANAGEMENT
Municipal Market

		2023/24 Excl. Vat	2024/25 Excl. Vat	% Incr
<u>Hiring, Storage and Ripening</u>				
1	Use of Handling Equipment			
	Hiring of light trolley (small) per day or part thereof	R2,46	R2,75	12,00%
	Hiring of heavy trolley (large) per day or part thereof	R7,34	R8,22	12,00%
Cold Storage of Fresh Produce or Other Articles				
2.a.	Storage tariffs of fresh produce or other articles (excluding bananas) in cold storage rooms per day or part thereof are indicated hereunder provided that the tariff shall not be less than R10,60 per pallet per day	R9,46	R10,60	12,00%
2.b.	Packed into containers (other than large bags or pockets), the size of which shall be calculated per cubic centimeter and such calculation shall be based on the outer dimensions of the container.			
	i) Per container not exceeding 10 000 cm ³ (2 kg grape tray, S/L box)	R0,05	R0,06	12,00%
	ii) Per container exceeding 10 000 cm ³ but not exceeding 20 000 cm ³ (½ bushel, WB box, double layer, tomato box, lemon box, etc)	R0,10	R0,12	12,00%
	iii) Per container exceeding 20 000 cm ³ but not exceeding 30 000 cm ³ (jumble pack, multi-layer, pear box, and economy pack)	R0,15	R0,17	12,00%
	iv) Per container exceeding 30 000 cm ³ but not exceeding 40 000 cm ³ (economy pack)	R0,21	R0,23	12,00%
	v) Per container exceeding 40 000 cm ³ but not exceeding 50 000 cm ³ (apple, thrift pack, banana box)	R0,26	R0,29	12,00%
	vi) Per container exceeding 50 000 cm ³ but not exceeding 60 000 cm ³ (large cardboard box, timber crate – lettuce)	R0,31	R0,34	12,00%
	vii) Per container exceeding 60 000 cm ³ but not exceeding 70 000 cm ³ / 18kg economy pack	R0,36	R0,40	12,00%
	viii) Tariff for containers exceeding 70 000 cm ³ , per 10 000 cm ³	R0,05	R0,06	12,00%
2.c.	Packed into bags or pockets or similar containers:			
	Per bag with net mass not exceeding 7 kg (½ pocket)	R0,09	R0,10	12,00%
	Per bag with net mass exceeding 7 kg but not exceeding 15 kg (Orange, Potato Pocket)	R0,17	R0,19	12,00%
	Per bag with net mass exceeding 15 kg but not exceeding 35 kg (Sugar pocket)	R0,43	R0,48	12,00%
2.d.	Unpacked bunched fresh produce or other articles:			
	Per five bunches	R0,10	R0,12	12,00%
2.e.	Unpacked loose units of fresh produce or other articles:			
	Per watermelon or pumpkin	R0,10	R0,12	12,00%
	Per unit of any other fresh produce or other articles.	R0,10	R0,12	12,00%

SUSTAINABLE DEVELOPMENT AND CITIES DEVELOPMENT
MUNICIPAL BUSINESS ENTITIES MANAGEMENT
Municipal Market

		2023/24 Excl. Vat	2024/25 Excl. Vat	% Incr
2.f.	Double the tariffs fixed in 2(b), (c), (d) and (e) shall be payable in respect of cold storage of fresh produce or other articles not purchased on the market or sold through the market.			
3	Tariffs for Bananas			
3.a.	Ripening			
	Per standard 20 kg banana box			
	per week	R3,74	R4,19	12,00%
	per day	R0,53	R0,60	12,00%
	Per 10 kg banana box			
	per week	R1,87	R2,09	12,00%
	per day	R0,27	R0,30	12,00%
3.b.	Storage			
	Per banana box per day	R0,26	R0,29	12,00%
4	Tariff for Storage			
	Fresh produce sold and not removed from the market hall by 1 p.m on the day of purchase, shall be subjected to a fee of R5.06 per unit per day or part thereof.	R1,70	R1,90	12,00%
5	Salesmen's Permits			
	Salesmen's Permits monthly fee	R9,48	R10,61	12,00%
6	a. Loading Bays – per annum	R711,61	R797,00	12,00%
	b. Reserved Open Parking Bays for Agents – per annum	R711,61	R797,00	12,00%
7	Cage Hire – per month	R372,97	R417,72	12,00%
8	Digital Prints – Condemned Produce (Cost to Agent) – per print	R17,66	R19,78	12,00%
9	Transaction Charge	R0,52	R0,58	12,00%
10	First Issue of Card	R31,47	R35,25	12,00%
	2nd Issue	R39,95	R44,75	12,00%
	3rd Issue	R79,91	R89,50	12,00%
11	Floor Storage per day	R43,91	R49,18	12,00%

**MISCELLANEOUS CHARGES
ALL DEPARTMENTS**

		2023/24 Excl. Vat	2024/25 Excl. Vat	% Incr
1	Duplicate Statement Fee First two statements per request More than two statements per request per statement Plus the search fee as per 5 below.	R5,62	R5,93	5,50%
2	For every photocopy of an A4 size page or part thereof For every photocopy of an A3 size page or part thereof	R7,50 R11,25	R7,91 R11,87	5,50% 5,50%
3	Laminations - A4 size page or part thereof PLUS prevailing Cost of the Lamination Sheet/s Laminations - A3 size page or part thereof PLUS prevailing Cost of the Lamination Sheet/s	R7,50 R11,25	R7,91 R11,87	5,50% 5,50%
4	Fax Charges – A4 size page or part thereof PLUS costs relating to the transmission of the facsimile	R7,50	R7,91	5,50%
5	To search for and prepare any reconciliation, for each hour, or part of an hour, excluding the first half hour, reasonably required for such search and preparation. PLUS Administration Fee (Excluding applications made in terms of the Promotion of Access to Information Act, No. 2 of 2000) PLUS all copies incidental to complete the reconciliation	R149,98 R46,87 R5,62	R158,23 R49,45 R5,93	 5,50% 5,50% 5,50%
6	Consumer's Dishonored Cheques - Penalty PLUS Administration Fee	N/A- Cheques are no longer in use N/A- Cheques are no longer in use	N/A- Cheques are no longer in use N/A- Cheques are no longer in use	
7	Commission Charged in respect of Easy Pay cheque payments which have dishonored, will be payable by the consumer plus <u>R38.07</u> administration fee.	N/A- Cheques are no longer in use	N/A- Cheques are no longer in use	
8	Fee to finalise erroneous EFT's, Deposits or Payment Transfers Plus administrative costs to finalise these transactions: Amounts between R1 to R1,000 Amounts between R1,001 to R5,000 Amounts between R5,001 to R10,000 Amounts in excess of R10,000 The bank fees and administrative costs must be paid first or deducted from the refundable amount upon confirmation by the ratepayer or consumer in writing, prior to the refund being processed. All refunds will only be released upon confirmation by the bank that the monies in question are in our account. The waiting period for these refunds will be between 7 to 10 days.	R38,07 R150,39 R205,80 R316,61 R474,91	R40,16 R158,66 R217,11 R334,02 R501,03	5,50% 5,50% 5,50% 5,50%
9	Charges for Credit and Debit card payments in excess of R3000.00 PLUS Administration Fee - card payment	Charged at 1% of card payment fee R38,07	Charged at 1% of card payment fee R40,16	 5,50%

**SURCHARGES
ALL DEPARTMENTS**

1	Interest rate per annum (calculated on daily outstanding balance)	10,75%	11,75%
2	Collection Charge Rate per annum	10%	0%

PROMOTION OF ACCESS TO INFORMATION ACT

Applications made in terms of the Promotion of Access to Information Act, No. 2 of 2000

Schedule of Charges

Public and private bodies registered under the Value-Added Tax Act, No. 89 of 1994, as vendors may add value-added tax to all fees prescribed in this section.

	2023/24 Excl. Vat	2024/25 Excl.Vat	% Incr
Fees in Respect of Guide			
1 The fee for a copy of the guide as contemplated in regulation 2(3)(b) and 3(4)9c) for every photocopy of an A4-size page or part thereof is	R0,60		Removed
Fees in Respect of Public Bodies			
1. The fee for a copy of the manual as contemplated in regulation 5(c) for every photocopy of an A4-size page or part thereof is	R0,60		Removed
2. The fees for reproduction referred to in regulation 7(1) are as follows:			
(a) For every photocopy of an A4-size page or part thereof	R0,60		Removed
(b) For every printed copy of an A4-size page or part thereof held on a computer or in electronic or machine-readable form	R0,40		Removed
(c) For a copy in a computer-readable form on-			
(i) stiffy disc	R5,00		Removed
(ii) compact disc	R40,00		Removed
(d) (i) For a transcription of visual images, for an A4-size page or part thereof	R22,00		Removed
(ii) For a copy of visual images	R60,00		Removed
(e) (i) For a transcription of an audio record, for an A4-sizepage or part thereof	R12,00		Removed
(ii) For a copy of an audio record	R17,00		Removed
3. The request fee payable by every requester, other than a personal requester, referred to in regulation 7(2)is	R35,00		Removed
4. The access fees payable by a requester referred to in regulation 7(3) are as follows:			
(1) (a) For every photocopy of an A4-size page or part thereof	R0,60		Removed
(b) For every printed copy of an A4-sizepage or part thereof held on a computer or Electronic or machine –readable form	R0,40		Removed
(c) For a copy in a computer-readable form on-			
(i) stiffy disc	R5,00		Removed
(ii) compact disc	R40,00		Removed
(d) (i) For a transcription of visual images, for an A4-size page or part thereof	R22,00		Removed
(ii) For a copy of visual images	R60,00		Removed
(e) (i) For a transcription of an audio record, for an A4-size page or part thereof	R12,00		Removed
(ii) For a copy of an audio record	R17,00		Removed
(f) To search for and prepare the record for disclosure, for each hour or part of an hour, excluding the first hour, reasonably required for such search and preparation	R15,00		Removed
(2) For purposes of section 22(2) of the Act, the following applies:			
(a) Six hours as the hours to be exceeded before a deposit is payable; and			
(b) one third of the access fee is payable as a deposit by the requester.			
(3) The actual postage is payable when a copy of a record must be posted to a requester.			
1. The request fee payable by every requester		R100	New
2. Photocopy of A4-size page		R1.50 per page or part thereof	New
3. Printed copy of A4-size page		R1.50 per page or part thereof	New
4. For a copy in a computer-readable form on:			
(i) Flash drive (to be provided by requestor)		R5.00	New
(ii) Compact disc:			
If provided by requestor		R40.00	New
If provided to the requestor		R60.00	New
5. For a transcription of visual images		Service to be outsourced. Will depend on quotation from Service Provider	New
6. Copy of visual images		Service to be outsourced. Will depend on quotation from Service Provider	New