ANNUAL REPORT 2013/14

CITY OF CHOICE

PIETERMARITZBURG
MSUNDUZI

CONTENTS

PAGE

CHAPTER 1 – MAYOR'S FOREWORD AND EXECUTIVE SUMMARY 5

CHAPTER 2 – GOVERNANCE 19

COMPONENT A: POLITICAL AND ADMINISTRATIVE GOVERNANCE 19
COMPONENT B: INTERGOVERNMENTAL RELATIONS 43
COMPONENT C: PUBLIC ACCOUNTABILITY AND PARTICIPATION 44
COMPONENT D: CORPORATE GOVERNANCE 78

CHAPTER 3 – SERVICE DELIVERY PERFORMANCE 87

SECTION 1: FUNCTIONAL AREA SERVICE DELIVERY REPORTING PER BUSINESS UNIT 96

SECTION ONE:

1 COMPONENT: A BASIC SERVICES 96
1.1 Water Services 96
1.2 Sanitation Services 104
1.3 Electricity 107
1.4 Waste Management 111
1.5 Waste Management – Landfill site 114
1.6 Housing 115
1.7 Indigents (Free Basic Services) 119

2 COMPONENT: B ROAD TRANSPORT 120
2.1 Roads 120
2.2 Transportation Planning 123
2.3 Stormwater Drainage 125
2.4 Fleet Management 126

3 COMPONENT C: PLANNING & DEVELOPMENT 128
3.1 Planning 128
3.2 Local Economic Development 129
3.3 Airport Services 132
3.4 Building Control & Signage 134
3.5 Market Services 136

4 COMPONENT D: COMMUNITY & SOCIAL SERVICES 138
4.1 Libraries 138
4.2 Art Gallery 139
4.3 Theatres & Halls 141
4.4 Cemeteries & Crematoria 142

5 COMPONENT E: ENVIRONMENTAL PROTECTION 143
5.1 Environmental Health 143
5.2 Bio-Diversity & Landscape 146

6 COMPONENT F: SECURITY & SAFETY 147
6.1 Traffic & Public Safety 147
6.2 Fire 149
6.3 Disaster Management 151

7 COMPONENT G: SPORT & RECREATION 152
7.1 Sport & Recreation 152

8 COMPONENT H: CORPORATE POLICY OFFICES 154
8.1 Council and Executive Support 154
8.2 Financial Services 156
8.3 Human Resources Services 160
8.4 Information & Communication Technology Services 162
8.5 Legal Services 167
8.6 Supply Chain Management 169
8.7 Internal Audit 196

9 COMPONENT I: ORGANIZATIONAL DEVELOPMENT PERFORMANCE 201
10 COMPONENT J: FINANCIAL PERFORMANCE 212

CITY OF CHOICE
PIETERMARITZBURG
MSUNDUZI

SECTION 2: ANNUAL REPORT ON THE SERVICE DELIVERY & BUDGET IMPLEMENTATION PLAN 213

CHAPTER 4 – ANNUAL FINANCIAL STATEMENTS 216

CHAPTER 5 – SAFE CITY (MUNICIPAL ENTITY) 336

CHAPTER 6 – REPORT ON THE MUNICIPAL INFRASTRUCTURE GRANT (MIG), SEVEN LARGEST CAPITAL PROJECTS PER WARD, TOP FOUR SERVICE DELIVERY PRIORITIES PER WARD ON THE 2013/2014 FINANCIAL YEAR & 3 YEAR CAPITAL PLAN 356

CHAPTER 7 – REPORT OF THE AUDITOR GENERAL 2013/2014 375

CHAPTER 8 - RESPONSE TO THE REPORT OF THE AUDITOR 378

CHAPTER 9 – REPORT OF THE AUDIT COMMITTEE& RECOMMENDATIONS OF THE AUDIT COMMITTEE 2013/2014 382

CHAPTER 10 – FINANCIAL DECLARATIONS OF COUNCILLORS AND MUNICIPAL STAFF 413

Annexure 1 - SERVICE DELIVERY & BUDGET IMPLEMENTATION PLAN 2013 / 2014
Annexure 1 A – MONTHLY PROJECTION OF REVENUE BY EACH SOURCE
Annexure 1 B – MONTHLY PROJECTION OF REVENUE COLLECTED EACH VOTE
Annexure 1 C – MONTHLY PROJECTION OF OPERATIONAL EXPENDITURE BY VOTE
Annexure 1 D – MONTHLY PROJECTION OF CAPITAL EXPENDITURE BY VOTE
Annexure 1 E – REGULATED PERFORMANCE INDICATORS
Annexure 1 E 1 – NATIONAL TREASURY INDICATORS
Annexure 1 F – CORPORATE BUSINESS UNIT
Annexure 1 G – COMMUNITY SERVICES
Annexure 1 H – INFRASTRUCTURE SERVICES
Annexure 1 I – ECONOMIC DEVELOPMENT

Annexure 2 - OPERATIONAL PLAN 2013 / 2014
Annexure 2 A – CORPORATE BUSINESS UNIT
Annexure 2 B – FINANCE BUSINESS UNIT
Annexure 2 C – INFRASTRUCTURE SERVICES
Annexure 2 D – CORPORATE SERVICES

NOTES

CITY OF CHOICE
PIETERMARITZBURG
MSUNDUZI

LIST OF ABBREVIATIONS

DMM	Deputy Municipal Manager
CoGTA	Cooperative Governance and Tradition Affairs
DPLG	Department of Provincial and Local Government
SBU	Strategic Business Unit
WSP	Workplace Skills Plan
HDI	Historically Disadvantaged Individual
UNISA	University of South Africa
NQF	National Qualification Framework
MOU	Memorandum of Understanding
IDP	Integrated Development Plan
MFMA	Municipal Finance Management Act
AIPF	Associated Institution Pension Fund
SALAPF	South African Local Authorities Pension Fund
MCPF	Municipal Councillors Pension Fund
CLLR	Councillor
SAPS	South African Police Services
NPA	National Prosecuting Authority
PMB	Pietermaritzburg
SCM	Supply Chain Management
HRM	Human Resource Management
SALGA	South African Local Government Association
VIP	Ventilated Improved Pit Latrine
STATSSA	Statistics South Africa
SDBIP	Service Delivery and Budget Implementation Plan
MIG	Municipal Infrastructure Grant
WSDP	Water Services Development Plan
BBBEE	Broad Based Black Economic Empowerment
SMMES	Small Medium and Micro Enterprises
CFO	Chief Financial Officer
AG	Auditor General
MEC	Member of Executive Committee
MPAC	Municipal Public Accounts Committee
EXCO	Executive Committee
ICT	Information Communication Technology
PMS	Performance Management
MPRA	Municipal Rates Act
MM	Municipal Manager
KWANALOGA	KwaZulu-Natal Local Governance Association
DBSA	Development Bank South Africa
SAMWU	South African Municipal Workers Union
IMATU	Independent Municipal Allied Trade Union
DWAF	Department of Water Affairs and Forestry
MEC	Member of Executive Council
IDP	Integrated Development Plan
MUNIMEC	Municipalities and Member of Executive Council Meetings
AIDS	Acquired Immune deficiency syndrome
AMP	Ampere
APR	Annual Performance Report
CBD	Central Business District
CCTV	Closed Circuit Television Camera
CWP	Community Work Programme
DAEARD	Department of Agriculture, Environmental Affairs and Rural Development
DMAPC	Disaster Management Planning Advisory Committee

CITY OF CHOICE
PIETERMARITZBURG
MSUNDUZI

EAP	Employee Assistance Programme
EPWP	Expanded Public Works Programme
HIV	Human immune Virus
HIV	Human immune Virus
HNR	Housing Needs Register
HRD	Human Resources Development
IA	Implementing Agent
IDT	Independent Development Trust
IPMS	Individual Performance Management System
KPI	Key Performance Indicators
MCB	Miniature Circuit Breaker
MOA	Memorandum of Agreement
NDPG	Neighbourhood Development Partnership Grant
NERSA	National Electricity Regulator of South Africa
NRW	Non-revenue Water
OPMS	Organizational Performance Management System
PDOHS	Provincial Department of Housing
PHC	Primary Health Care
SITA	South African State Information Technology Agency
WWTP	Waste Water Treatment Plan
WSP	Workplace Skill Plan

CITY OF CHOICE
PIETERMARITZBURG
MSUNDUZI

CHAPTER 1 – MAYOR'S FOREWORD AND EXECUTIVE SUMMARY

COMPONENT A: MAYOR'S FOREWORD

Councilor Chris Ndlela
City Mayor

FOREWORD BY THE CITY MAYOR, COUNCILLOR CHRIS NDLELA. 2013/2014

FOREWORD FOR THE ANNUAL REPORT BY HIS WORSHIP THE MAYOR, CLLR CHRIS NDLELA

The 2013/14 financial year has been one of building on the solid foundation which was laid during the 2012/13 financial year. The political and administrative arms of council continued to work together and ensured better synergy between the two arms of council. The municipality continued with the Implementation of a number of key projects like the Pietermaritzburg Urban Renewal Programme (PURP), Integrated Rapid Public Transport Network, Spatial development Framework and City Development Strategy just to name a few. These plans will assist in ensuring that the municipality capitalises on its strategic location along the N3 highway between Durban and Johannesburg. The development of the tourism hub will ensure that indeed the municipality capitalises on its location and all the international events that are hosted by the municipality. The tourism hub building will house all complementary tourism activities aimed at leveraging the resources and expertise to position the city as a preferred tourist destination. During the 2013/14 three major shopping malls were under construction around the city and when completed will generate a combined 2000 direct employment units. The PURP also progressed very well with a number of walkways having been upgraded as part of this programme. The municipality continued to deliver services ranging from human settlements, water and sanitation, electricity, roads and waste management. Services have been extended greatly to the Vulindlela area and the municipality continues to explore sustainable and innovative ways to provide services.

The vision of the City of Choice, second to none, is to develop a City where its entire citizenry can:

- Own a financially viable and well governed City.
- Live peacefully.
- Move about freely in a cost effective manner.
- Work and earn a living reducing unemployment, poverty and inequality.
- Play to lead a healthy lifestyle thus increasing life expectancy.

As part of the 2030 Vision for Msunduzi Municipality, we have also come up with six strategic objectives, which are to have:

- A well serviced City.
- An accessible and connected City.
- A clean, green City.
- A friendly, safe City.
- An economically prosperous City.
- A financially viable and governed City.

As part of the preparations for the review of the Integrated Development Plan (IDP) for the 2014/ 2015 financial year, the municipality has ensured that the objectives of the municipality are aligned to all the relevant national, provincial and local strategies including the:

- Millennium Development Goals;
- National Development Plan;
- National Infrastructure Plan;
- Government outcomes 1-12;
- National Spatial Development Perspective (NSDP);
- Provincial Priorities (State of the Province Address); and
- Provincial Growth and Development Strategy (PGDS).

CITY OF CHOICE
PIETERMARITZBURG
MSUNDUZI

During the 2013/14 financial year, in order to provide progress on performance as well as to get input towards the 2014/15 budget and IDP, public participation meetings took place in November and December 2013 and again in March and April 2014. Stakeholders included, amongst others, Councillors, ward committee members, business, NGO and CBO sector, provincial sector departments and members of the community. The 2013/14 financial year has seen the municipality move forward in terms of strengthening its strategies and also commencing with the implementation of some of the strategies. The municipality has made significant progress in terms of service delivery and systems are in place to make 2014/15 a successful year.

THE HONOURABLE MAYOR
COUNCILLOR C. J. NDLELA

CITY OF CHOICE
PIETERMARITZBURG
MSUNDUZI

COMPONENT B: EXECUTIVE SUMMARY

1. OVERVIEW BY THE MUNICIPAL MANAGER: ANNUAL REPORT 2012/2013

Mr Mxolisi Nkosi
Municipal Manager

OVERVIEW BY THE MUNICIPAL MANAGER:

Legislative Requirements for the Preparation of the Annual Report:

The preparation and publication of the Annual Report is not a nice-to-have but is a legislative requirement as per Section 46 of the Municipal Systems Act (MSA) 32 of 2000 and Section 121 of the Municipal Finance Management Act (MFMA) 56 of 2003.

Section 46 (1) of the MSA states that A municipality must prepare for each financial year a performance report reflecting –

(a) the performance of the municipality and of each external service provider during the financial year;
(b) a comparison of the performances referred to in paragraph (a) with targets set for and performances in the previous financial year; and
(c) measure taken to improve performance.

(2) An annual performance report must form part of the municipality's annual report in terms of Chapter 12 of the Municipal Finance Management Act (MFMA) 56 of 2003.

Section 121 of the MFMA states that:

(1) Every municipality and every municipal entity must for each financial year prepare an annual report in accordance with this Chapter. The council of a municipality must within nine months after the end of a financial year deal with the annual report of the municipality and of any municipal entity under the municipality's sole or shared control in accordance with section 129.

(2) The purpose of an annual report is-
a. to provide a record of the activities of the municipality or municipal entity during the financial year to which the report relates;
b. to provide a report on performance against the budget of the municipality or municipal entity for that financial year; and
c. to promote accountability to the local community for the decisions made throughout the year by the municipality or municipal entity.

Subsections (3) and (4) continue to prescribe the contents of the annual reports for both the municipality and municipal entities. During the oversight process, to which the draft Annual Report will be subjected, compliance with these legislative requirements will be analysed.

Legislative Mandate And Key Performance Areas:

The main accountabilities of the Accounting Officer and the mandate of the municipality are aligned to the five legislated Key Performance Areas Which Include the following:

1. Basic Service Delivery and Infrastructure;
2. Local Economic Development;
3. Municipal Financial Viability and Management;
4. Good Governance and Public Participation; and
5. Municipal Transformation and Organisational Development.

CITY OF CHOICE
PIETERMARITZBURG
MSUNDUZI

As already mentioned by the Mayor, the Municipality has approved the Vision 2030. Linked to the Vision 2030, the municipality has started the process of the development of the City Development Strategy (CDS) which will incorporate the broad strategic framework that will be the road map in as far as attaining the vision and strategic objectives contained in the Vision 2030. The objectives of the vision 2030 are strategically linked to the five (5) National Key Performance Areas.

Service Delivery Highlights:

Infrastructure Services:

- Installation of 4km of water pipelines and 299 new water connections in the rural area of Vulindlela;
- Implemented the fourth year and fourth phase of the five-year non-revenue water reduction programme.
- Replacement of 5830 water meters as part of the Auditor General remediation programme.
- A total of 2.2km of additional pipeline installed to effectively eliminate the troublesome water midblock in the Ashdown and Edendale areas.
- Completion of the Copesville reservoir (20 mega-litres) providing vital additional storage for the entire zone.
- Construction of 648 Ventilated Improved Pits (VIPs) for the basic sanitation programme.
- Sanitation infrastructure upgrades which will ultimately provide 6500 and 1500 households with waterborne sanitation in the Shenstone Ambleton Valley and Untit H and Azalea areas respectively over the next three (3) years.
- Improved electricity network to the Sweetwaters and Hilton area with the installation of two (2) 32kV lines from the City to Hilton.
- Installation of solar-powered street lights in the Central Business District.
- Upgrading of ageing electricity infrastructure to the value of R100 050 000
- Electrification of the Ezinketheni Settlement to the value of R22 300 000
- Electrification of the Nhlalakahle Informal settlement to the value of R5 500 000
- Provision of weekly refuse collection to 84 600 households.
- A total of 24km of upgrade from gravel to tarred roads.
- 89km of gravel road maintained.
- 13,8km of stormwater upgrades.
- Purchase of 137 vehicles.

Economic Development:

- Review of the Housing Sector Plan.
- Informal Settlements National Upgrade Support Programme investigation.
- Informal settlement management and control strategy.
- 350 houses were assessed in terms of the Wire Wall rectification programme.
- Local Area Plans were developed for the South Eastern District Area (this includes Ambleton, Ashburton and Lynnfield Park) and the City Centre in order to curb the increase in unauthorized land uses.
- A total of 1035 jobs created through the Expanded Public Works.
- Completed General Valuation roll.
- Completed informal economy strategy.
- Review of the Airport Master Plan.
- Acquisition and installation of Building plan approval software.
- Establishment of the Plans Approval Committee in order to ensure delays are minimized and to reduce the risk of possible fraud and corruption in the plan approval process.
- Implementation of the market upgrade capital programme.

Community and Social Services:

- Purchase of 73 405 books for the libraries.
- A total of seventeen (17) art exhibitions against a projection of eight (8) exhibitions.
- Funding approved by the Department of Environmental Affairs for th Revitalization of Alexander Park;
- 20% reduction in road accidents.
- Development of the draft Disaster Management Plan
- Approved business plan for the maintenance of sixty-five (65) sports facilities.
- Approved Msunduzi sports and Recreation Plan.
- Developed plan for the sustainability of the Harry Gwala Stadium.

CITY OF CHOICE
PIETERMARITZBURG
MSUNDUZI

Corporate Services, Finance and Administration:

- A total of 123 Council Committee meetings took place. Thirty-two (32) of these meetings were those of the executive Committee who meet on a weekly basis and fourteen (14) of these include the meetings of the Full Council which take place once a month on the last Wednesday of every month.
- Both the Annual Report and the Oversight Report were developed and attended to as per the applicable legislative requirements.
- The municipality continues to meet its turn-around time of the finalization of the minutes of all portfolio committee meetings within seven (7) working days after the meetings are held.
- All policies relevant to the approval of the annual budget were reviewed and approved together with the approved budget. This includes, inter alia, the reviewed indigent and rates policy.
- Concluded the process of writing 1377 job descriptions in line with the new approved organizational structure.
- Development of the Human Resources user-friendly policy manual.
- Award of seventeen (17) external bursaries, two (2) learnership programmes and forty-two (42) interns.
- A total of five (5) bylaws were reviewed and gazetted.
- During the 2013/ 2014 financial year, the Legal Services Unit started a programme on bylaw education of which 15 publications were included in the internal newsletter and external newspaper of the municipality.
- Annual procurement plan was developed and the management received quarterly reports on the implementation of the approved procurement plan.

Measures to Improve Performance:

The approved Service Delivery and Budget Implementation (SDBIP) and Operational Plan (OP) included a total of 159 projects. This includes 83 operating projects and 76 capital projects. On both the operating and capital projects, the municipality achieved at least 60% of the targets that were set at the beginning of the financial year. The report on both the SDBIP and OP (attached as Annexure '1' and '2') includes corrective measures as well as the timeframe/s for each individual Key Performance Indicator/ project. However, at a strategic level, in order to improve performance for the 2014/ 2015 financial year, the following measures have been put in place:

- Complete the acquisition and implementation of the financial management system.
- Roll-out of the smart-metering system.
- Weekly monitoring of capital expenditure, both Council and grant funded capital projects.
- Investment of R200 million in ageing electricity infrastructure.
- Accelerated implementation of the Non-Revenue water loss programme.
- Continued use of 20 Expanded Public Works Programme (EPWP) workers per ward to improve the cleanliness of the City.
- Additional 20 EPWP workers per ward for the implementation of the food-for-waste programme.
- Embarking on an aggressive debt collection programme.
- Approved City Development Strategy (CDS).

Without a doubt, the municipality continues to make progress towards achieving its mandate of providing developmental service delivery to its citizens. As the municipality moves towards finalizing the development and approval of the City Development Strategy (CDS), we will be yet another step closer to realizing and achieving the Vision and strategic objectives as set out in the municipality's *Vision 2030*.

M.A. NKOSI
MUNICIPAL MANAGER

CITY OF CHOICE
PIETERMARITZBURG
MSUNDUZI

2. MUNICIPAL FUNCTIONS, POPULATION AND ENVIRONMENTAL OVERVIEW

INTRODUCTION TO BACKGROUND DATA

Msunduzi Municipality provides Water, Sanitation, Electricity, Refuse Removal, & Housing as part of the Basic Services. It also provides Roads, Stormwater & Drainage together with Local Economic Development and the approval of local building plans to local communities.

2.1. VISION STATEMENT

A safe, vibrant city in which to live, learn, raise a family, work, play and do business.

2.2. MISSION STATEMENT

To ensure that the Municipality functions effectively and in a sustainable manner in order to deliver services of excellence to the community.

2.3. LOCALITY

The Municipality affectionately known as Pietermaritzburg or the City of Choice is located along the N3 at a junction of an industrial corridor from Durban and Pietermaritzburg and an agro-industrial corridor stretching from Pietermaritzburg to Escourt. Regionally is identified at the cross section of the N3 corridor and Greytown Road corridor to the north, a tourist route to the Drakensberg and Kokstad Road to the South.

2.4. THE POPULATION OF MSUNDUZI

Total Population: 618 536

TABLE 1: POPULATION BY AGE

AGE CATEGORY	NUMBER OF PEOPLE
0-4	59,178
5-9	52,152
10-14	53,283
15-19	62,036
20-24	71,678
25-29	64,496
30-34	49,655
35-39	45,046
40-44	35,476
45-49	30,218
50-54	24,796
55-59	21,838
60-64	17,698
65-69	11,264
70-74	8,209
75-79	5,308
80+	6,205
Msunduzi Population	**618,536**

CITY OF CHOICE
PIETERMARITZBURG
MSUNDUZI

POPULATION BY GENDER:

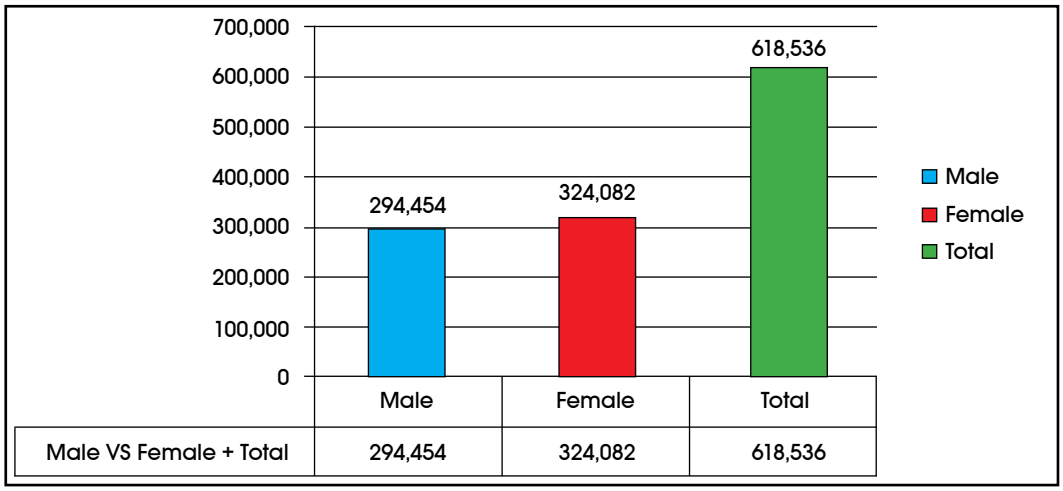

2.5. HOUSEHOLDS, HOUSEHOLD SERVICES AND BACKGROUND DATA

TABLE 2: TOTAL NUMBER OF HOUSEHOLDS	
CENSUS REPORT 2011	163,993

TABLE 3: PERCENTAGE (%) ACCESS TO WATER

DESCRIPTION	PERCENTAGE (%)
Piped (tap) water inside dwelling / institution	47.9%
Piped (tap) water inside yard	38.6%
Piped (tap) water on community stand: distance between 200m and 500m from dwelling / institution	1.9%
Piped (tap) water on community stand: distance less than 200m from dwelling / institution	5.7%
Piped (tap) water on community stand: distance between 500m and 1000m (1km) from dwelling / institution	1.4%
Piped (tap) water on community stand: distance greater than 1000m (1km) from dwelling / institution	0.3%
No access to piped (tap) water	3.9%
TOTAL	**100%**

TABLE 4: TOILET FACILITIES BY NUMBER

Municipality	None	Flush toilet (connected to sewerage system)	Flush toilet (with septic tank)	Chemical toilet	Pit toilet with ventilation (VIP)	Pit toilet without ventilation	Bucket toilet	Other	Total
MSUNDUZI MUNICIPALITY	3,316	84,675	8,540	5,489	28,344	27,607	1,585	4,436	163,993

TABLE 5: TOILET FACILITIES BY PERCENTAGE (%)

DESCRIPTION	PERCENTAGE (%)
FLUSH TOILET (CONNECTED TO SEWERAGE SYSTEM)	51.6%
FLUSH TOILET (WITH SEPTIC TANK)	5.2%
CHEMICAL TOILET	3.3%
PIT TOILET WITH VENTILATION (VIP)	17.3%
PIT TOILET WITHOUT VENTILATION	16.8%
BUCKET TOILET	1.0%
OTHER	2.7%
NONE	2.0%
TOTAL	**100%**

CITY OF CHOICE
PIETERMARITZBURG
MSUNDUZI

TABLE 6: ACCESS TO ELECTRICITY - ENERGY FOR LIGHTING BY TYPE

DESCRIPTION	NUMBER
ELECTRICITY	150,713
GAS	308
PARAFFIN	1,053
CANDLES	10,980
SOLAR	476
OTHER	0
NONE	463
TOTAL	**163,993**

TABLE 7: FUNCTIONAL LITERACY – HIGHEST EDUCATIONAL LEVEL

EDUCATION LEVEL WITHIN MSUNDUZI MUNICIPALITY	NUMBER
GRADE 0	18,176
GRADE 1 / SUB A	15,787
GRADE 2 / SUB B	16,195
GRADE 3 / STD 1 / ABET 1KHA RI GUDE; SANLI	16,013
GRADE 4 / STD 2	18,906
GRADE 5 / STD 3 / ABET 2	19,670
GRADE 6 / STD 4	21,398
GRADE 7 / STD 5 / ABET 3	25,768
GRADE 8 / STD 6 / FORM 1	39,726
GRADE 9 / STD 7 / FORM 2 / ABET 4	32,868
GRADE 10 / STD 8 / FORM 3	48,944
GRADE 11 / STD 9 / FORM 4	52,836
GRADE 12 / STD 10 / FORM 5	139,246
NTC 1 / N1 / NIC / V LEVEL 2	1,055
NTC 2 / N2 / NIC / V LEVEL 3	808
NTC 3 / N3 / NIC / V LEVEL 4	1,128
N4 / NTC 4	965
N5 / NTC 5	863
N6 / NTC 6	1,108
CERTIFICATE WITH LESS THAN GRADE 12 / STD 10	883
DIPLOMA WITH LESS THAN GRADE 12 / STD 10	1,147
CERTIFICATE WITH GRADE 12 / STD 10	7,365
DIPLOMA WITH GRADE 12 / STD 10	10,596
HIGHER DIPLOMA	9,740
POST HIGHER DIPLOMA MASTER; DOCTORAL DIPLOMA	1,635
BACHELORS DEGREE	8,203
BACHELORS DEGREE AND POST GRADUATE DIPLOMA	3,426
HONOURS DEGREE	3,839
HIGHER DEGREE MASTERS / PHD	2,719
OTHER	1,251
NO SCHOOLING	25,373
TOTAL	**547,636**

CITY OF CHOICE
PIETERMARITZBURG
MSUNDUZI

TABLE 8: HEALTH FACILITIES WITHIN MSUNDUZI MUNICIPALITY

Name sub-District	Mobiles	Satellites	Clinics	Community Health Centres
Msunduzi	6	7	31	2

TABLE 9: DISTRIBUTION OF CHILD HEADED HOUSEHOLDS – 1996, 2001 AND 2011

Municipality	No. of households headed by children (0-17 years)			% of households headed by children (0-17 years)		
	1996	2001	2011	1996	2001	2011
MSUNDUZI MUNICIPALITY	1,067	674	920	0,9	0,3	0,6

THE ECONOMY

The Municipality possesses a number of economic advantages, including:

- Locational Advantages: the centrality of the Municipality and the fact that the Municipality is bisected by the N3 corridor, which is the primary logistical corridor linking Gauteng and the Durban Harbour;
- Natural/Geographical Advantages: Highly fertile land;
- Human Capital Advantages: Good Schools and Tertiary institutions; and
- Institutional Advantages: Msunduzi enjoys the 'Capital City' Status.

EMPLOYMENT

The HIS Global Insight data indicates that in 2011, 111 014 people were formally employed in the municipality with the majority, approximately 35% or 38 724 people, being employed in Community Services, followed by 15% in Finance and a further 15% being employed in households. The data indicates that employment in Msunduzi in 2011 accounted for 68.48% of the formal employment in the uMgungundlovu DM, a figure that is up from the 64.5% in 2001.

Number of Formally Employed People per Sector (HIS Global Insight, 2011)

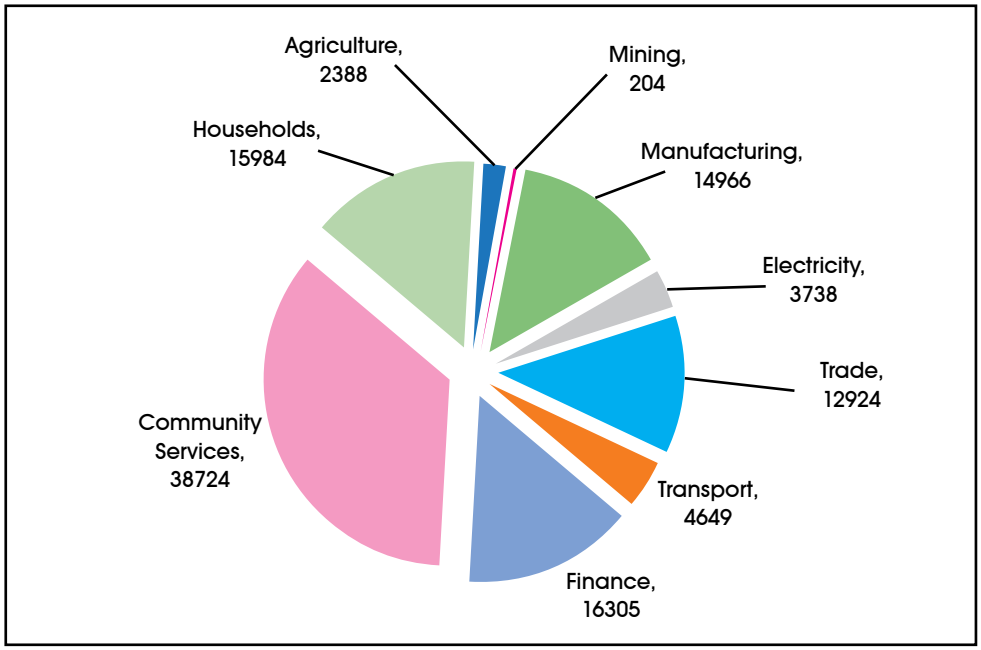

The labour absorption rate is the rate at which the economy absorbs labour. The Census indicates the rate for the municipality is 36.39% and that the employment growth rate is 27.87%. The Census indicates that the average household income is R108 926.00 which is markedly up from the figure of R50 178.00 in 2001 (Statssa, 2011).

UNEMPLOYMENT

The Census (2011) indicates that levels of unemployment have declined from the high figures of 48.2% of the economically active population in 2001, to a figure of 33% in 2011. CoGTA (2012) estimated the unemployment levels for the Msunduzi municipality at 45% which is above the provincial average.

A further positive trend is the decline in the youth (15 – 34 years) unemployment rate which stood at 58.2% in 2001 and declined to 43.1% in 2011.

CITY OF CHOICE
PIETERMARITZBURG
MSUNDUZI

COMMENT ON BACKGROUND DATA:

The data provided herein is data used from the Census 2011 report conducted by Statistics South Africa and HIS Global Insight, 2011. Msunduzi Municipality strives to ensure the backlogs in the delivery of Basic Services like Water, Electricity and Housing are reduced on an annual basis.

3. SERVICE DELIVERY OVERVIEW

SERVICE DELIVERY INTRODUCTION

1. Service Delivery

The Msunduzi Municipality basic services as contained in our Municipal Indigent Policy is intended to provide norms and standards for a program to improve the lives of indigents and to improve access to FREE BASIC SERVICES. The policy recognized the need for inter-government co-operation in the process of dealing with indigents but places a specific emphasis on the municipal sphere, recognizing the important role local government has in effectively addressing the needs of indigent households. This requires local understanding and local initiative, co-ordinate with support from national and provincial government.

2. Indigent Policy

The indigent policy seeks to address the problem of institutional exclusion by facilitating the reform of the systems of local government in ways that ensure the inclusion of the poor in ways that will guarantee their access to affordable basic services.

The implementation of the indigent policy as the basis of providing Free Basic Services was done in context of socio-economic realities facing our communities such as:

- High level unemployment
- Low income earners that have limited affordability
- High incidents of child-headed households
- Natural attrition of elderly headed households within our society.

The Municipality's indigent policy applies specifically to the Free Basic Services programme within Municipality i.e. free basic electricity, free basic refuse removal, free basic sanitation, and free basic water.

We had 14756 beneficiaries on this programme in 2013/2014 financial year. The equitable share allocated to Municipality to provide free basic services is in short supply and it is advisable that an urgent application be submitted to CoGTA for the increase as for the Municipality to be able to cater for the ever increasing indigent population within its jurisdiction.

3. Indigent Population

"Indigents" – means an owner /occupier of a property as defined in the qualification for concessions.

Qualification for concessions – Indigent policy 2013/2014

1. Owner and/ or occupiers of residential property:

- Where the electricity circuit breaker of 20amp is fitted.
- Concessions set out below and as reflected in the Council Tariffs, shall automatically qualify for such concessions, subject to the conditions set out hereunder:

Electricity : Free kWh as determined from time to time by Council. (FREE 60kWh)

Electricity MCB : Free amperage as determined by Council from time to time. (20 AMP- NOTHING GREATER)

Water : Consumption of water as determined from time to time by Council. (FREE 6KL)

Refuse : Free refuse as determined by Council from time to time.
Sewerage : Free sewerage as determined by Council from time to time.

2. In the event that the consumption of water on a property that qualifies for the concessions, exceeds the maximum volume determined by the Council as free basic water for whatever reason, the owner or occupier shall be billed for the total consumption of water as determined by Council at the tariffs ordinarily applicable within the Municipality, and the amount billed shall be deemed as payable. This is in line with the Water Act.

3. Customer who is resident in a Flat, Simplex, Duplex, Town house, Retirement Complex and the like, the bulk metering is used for the calculation of water consumption, such consumption will be divided by the number of units, and where such consumption is in line with the definition of free basic water, qualifies and will automatically qualify for free basic sewerage and refuse.

CITY OF CHOICE
PIETERMARITZBURG
MSUNDUZI

COMMENT ON ACCESS TO BASIC SERVICES:

All our low income earners identified in terms of the adopted policy prescription for 2013/14 did get free basic services according to national norms and standards

4. FINANCIAL HEALTH OVERVIEW

FINANCIAL OVERVIEW

Financial Services comprises the following sections, namely:

- Budget & Treasury
- Expenditure
- Revenue Management
- Supply Chain Management

National Key Performance Area for this business unit is financial viability management. Programmes pertaining to the sections are as follows:

- Budget & Treasury-Compliance and Annual Financial Statement
- Expenditure-Trade and Sundry Payments, Payment of all invoices within 30 days, management of general insurance fund, remuneration management
- Revenue Management-Credit Control and billing, policies
- Supply Chain-Management

The debt collection rate has improved, however is not ideal at this stage. A debt collection task team has been put together with a sole purpose of addressing collection challenges.

Table 10 - FINANCIAL OVERVIEW – 2013/2014 R'000			
Details	**Original Budget**	**Adjustment Budget**	**Actual**
Income			
Grants	766 983 000	848 360 119	694 304 614
Taxes, Levies and Tariffs	2 754 324 336	2749336296	2699128447
Other	153 312 032	961080887	1031247938
Subtotal	3 674 619 368	3710417183	3730376385
Less Expenditure	3 608 033 367	3658962181	3598923230
Net Total	66 586 001	51455002	131453155

Table 11 - Operating Ratios	
Details	**%**
Employee Cost	22
Repairs and Maintenance	4
Finance Charges and Depreciation	9

COMMENT ON OPERATING RATIOS:

The employee costs are within the suggested threshold of 30% as per National Treasury's recommendations. The repairs and maintenance are well below the suggested 8% norm however, going forward, this is being addressed. Actual expenditure for finance charges is in line with the budget.

Table 12 - TOTAL CAPITAL EXPENDITURE 2012/13 – 2013/14			
Detail	**2011/12**	**2012/13**	**2013/14**
Original Budget	R411 313 000	R230 017 000	R 443 159 000
Adjustment Budget	R478 313 000	R309 756 000	R 559 959 168
Actual	R223 159 000	R220 319 000	R351 145 000

CITY OF CHOICE
PIETERMARITZBURG
MSUNDUZI

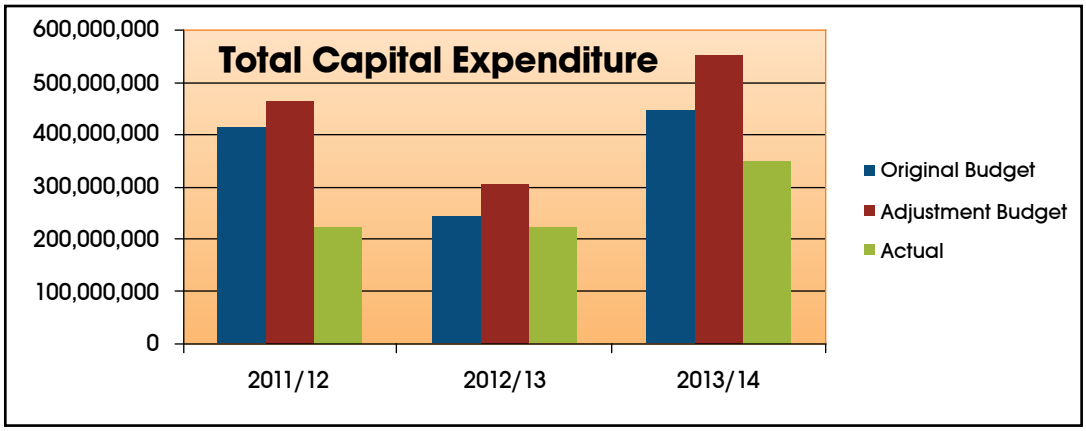

COMMENT ON CAPITAL EXPENDITURE:

Capital expenditure is drastically underspent compared to previous financial years. The 2013/14 expenditure reflects 63% spending against the budget, whereas it was 82% in 2012/13. There are numerous steps undertaken to resolve this challenge going forward.

5. ORGANISATIONAL DEVELOPMENT OVERVIEW

ORGANISATIONAL DEVELOPMENT PERFORMANCE

The Human Resources Function of the Msunduzi Municipality consists of two Process Units: Human Resources Man-agement (Personnel; Job Evaluation; Employee Relations; Employment Equity; Occupational Health and Safety; and HR Management Services) and Human Resources Develop¬ment (Skills Development and Organizational Development).

One of the key achievements in the 2013/14 financial year was the development Job Descriptions aligned to the new organizational structure approved in April 2013. A total of 1377 job descriptions have been written and approved by the accounting officer.

The completion of the TASK evaluation process is considered to be a major priority for 2014/15 and will have a signif-icant positive impact on staff morale, staff uncertainties and parity between positions. As a means to fast track the process, the evaluation of posts is to be outsourced to Deloittes.

The Msunduzi Municipality, during 2013/2014, trained 981 employees and provided financial assistance for study to 20 employees, as part of a coordinated career development process, in support of the Skills Development Strategy, IDP & Sector Skills Priorities. Internship, Learnerships, Apprenticeships and community programmes undertaken in 2013/14 provided opportunities for improved employability of the youth and community. Skills programmes conducted for 46 of Msunduzi's Councillors encouraged skills enhancement within the political realm to promote democracy and decision making.

During the financial year the remaining 2 Section 57/56 posts that were vacant or occupied in an acting capacity were filled. The Deputy Municipal Manager's Corporate Services and Community Services were appointed on the 1st December 2013. One section 57/56 post, Infrastructure Services has since been vacated and the vacancy advertised in the latter part of the financial year. Critical and Funded posts have been prioritised, with 60 posts advertised and filled during 2013/14.

In the 13/14 financial year the Municipality continued with disciplinary and criminal processes against various mem-bers of staff. Due to the nature & complexity of the allegations these matters are still in the process of being finalised. Confidentiality of these sub judicae disciplinary matters remains strictly confidential. Two legal advisors have been appointed by Council to expedite the backlogs in the finalization of the sub judicae disciplinary matters.

Employee absenteeism still remains a concern, during 2013/14, mechanisms for improved process control of employee leave, sick leave and overtime were put in place. The employee overtime claims, leave, sick leave are being actively surveyed, including the profiling of frequency and trends.

6. AUDITOR GENERAL REPORT 2012 / 2013 & 2013 / 2014 FINANCIAL YEARS

Auditor General Report 2012 / 2013

The Auditor General has expressed a qualified opinion with emphasis of matters relating to:

- Restatement of corresponding figures.
- Material losses/impairment.
- Material under spending of the conditional grants and capital budget.
- Irregular expenditure.

CITY OF CHOICE
PIETERMARITZBURG
MSUNDUZI

The audit opinion from the previous financial year was an unqualified opinion with similar emphasis of matter items that were reported.

Whilst there is no significant improvement on the above matters but there is an improvement of the liquidity ratio and financial sustainability and the existence of an uncertainty that may cost significant doubt on the municipality's ability to operate as a going concern.

The audit report still indicates weaknesses in the supply chain management which result to irregular expenditure amounting to R34.91 million. Great strides have been made in this area by implementing controls and processes of identifying contracts which had been awarded to suppliers in contravention of the Local Government: Municipal Supply Chain Management Regulations (SCM Regulations) in an area that is prone to fraud and corruption. Further efforts are being made to enforce strict control measures that will reduce malpractices. One of the strict control measures is that the municipality is investigating investing into a process that will be used to identify conflict of interest and non-compliance with the SCM Regulations. An Audit action plan has been prepared to address these matters going forward.

Auditor General Report 2013 / 2014

The Auditor-General has expressed an unqualified opinion with emphasis of matter relating mainly to:

- Restatement of corresponding figures;
- Material losses and impairments;
- Material underspending of capital budget and conditional grants; and
- Irregular expenditure.

The previous audit opinion in 2012/13 financial year was a qualified opinion. The municipality worked tirelessly on the Revenue-Service charges which was the basis of the opinion as well on the matters of emphasis and significant improvement on the Revenue–Service charges was achieved. Whilst the previous action plan was developed, implemented and monitored on monthly basis in order to deal with matters of emphasis, however, there are still weaknesses as highlighted above.

Further strategies on improving the system of internal control are being employed to deal with matters of emphasis as well as matter on the management report.

7. ANNUAL REPORT PROCESS 2013/2014

Msunduzi Municipality Operational Plan for the preparation and adoption of the Annual Report 2013/2014:

TABLE 13: ANNUAL REPORT PROCESS

NO:	DESCRIPTION:	TIMEFRAME:
1.	Data Collection, Preparation and finalization of the annual performance report 2013/2014 (SBU's) to supply information.	July 1 – August 15 2014
2.	Preparation and finalization of the annual financial statements / consolidated financial statements 2013/2014	July – August 2014
3.	Submission of the annual financial statements/consolidated financial statements 2013/2014 and the Annual Performance Report 2013/2014to the Auditor General for auditing	On or before the 31 August 2014
4.	Safe City (Municipal Entity) to submit to the Municipality and the Auditor General its annual financial statements for auditing	On or before the 31 August 2014
5.	Data collection commences for the compilation of a first draft of the annual report – an e-mail with a template attached will be forwarded to respective individuals responsible for required information submissions in order to complete the annual report 2013/2014- Submissions to be received by the end of September 2014.	September 2014
6.	Finalize 1st draft of the Annual report 2013/2014 and forward to the Municipal Manager for comment	1st – 9th of November 2014
7.	Draft completed and forwarded to Auditor General for comments / changes if required	9th – 16th of November 2014
8.	2nd draft of Annual report completed and forwarded to Municipal Manager for comment.	On or before the 30th of November 2014
9.	Engage appointed service provider – produce drafts of the Annual Report 2013/2014	December 2014
10.	Finalized, published and printed annual report by service provider	1st week of January 2015
11.	Annual report table by the Mayor at Full Council	On or before the 31st of January 2015
12.	Tabled annual report 2013/2014 to be made accessible to the public	Within 14 days from the date of tabling the annual report

CITY OF CHOICE
PIETERMARITZBURG
MSUNDUZI

TABLE 13: ANNUAL REPORT PROCESS		
NO:	DESCRIPTION:	TIMEFRAME:
13.	A copy of the report to be submitted to the MEC for local government in KZN, the Auditor General, Provincial Legislature and National Treasury.	Within 14 days from the date of tabling the annual report
14.	Oversight report on Annual Report 2013/2014 to commence once Annual Report has been tabled at Full Council – Oversight report to be completed within two months of the Tabling of the Annual Report to Full Council.	Start in February 2014 – completed on or before the 30th of March 2015
15	Oversight report made available to the public within seven days of being tabled in Council	On or before the 6th of April 2015

COMMENT ON THE ANNUAL REPORT PROCESS:

The Municipal Finance Management Act No. 56 of 2003, Chapter 12, prescribes that every municipality must for each financial year prepare an annual report in accordance with this Chapter. The council of a municipality must within nine months after the end of a financial year deal with the annual report of the municipality and of any municipal entity under the municipality's sole or shared control in accordance with section 129.

The purpose of an annual report is –

1. to provide a record of the activities of the municipality or municipal entity during the financial year to which the report relates;
2. to provide a report on performance against the budget of the municipality or municipal entity for the financial year; and
3. to promote accountability to the local community for the decisions made throughout the year by the municipality or municipal entity.

The annual report of municipality must include –

1. the annual financial statements of the municipality, and in addition if section 122 (2) applies, consolidated annual financial statements, as submitted to the Auditor-General for audit in terms of section 126 (1);
2. the Auditor-General's audit report in terms of section 126 (3) on those financial statements;
3. the annual performance report of the municipality prepared by the municipality in terms of section 46 of the Municipal Systems Act.

The accounting officer of a municipality must prepare the annual financial statements of the municipality and, within two months after the end of the financial year to which those statements relate, submit those statements to the Auditor-General for auditing and the accounting officer of a municipal entity must prepare the annual financial statements of the entity and, within two months after the end of the financial year to which those statements relate, submit those statements to the parent municipality of the entity and the Auditor-General for auditing. The Auditor-General must audit those financial statements and submit and audit report to the accounting officer of the municipality or entity within three months of the receipt of the statements.

The mayor of a municipality must, within seven months after the end of the a financial year, table in the municipal council the annual report of the municipality and of any municipal entity under the municipality's sole or shared control.

The council of a municipality must consider the annual report of the municipality of municipal entity, and by no later than two months from the date on which the annual report was tabled in council, adopt an oversight report containing councils comments on the annual report which must include a statement whether the council-

1. has approved the annual report without reservations;
2. has rejected the annual report; or
3. has referred the annual report back for the revision of those components that can be revised.

In order to give effect to the above legislative requirements, Msunduzi Municipality developed table above in order to ensure the communities of Msunduzi Municipality are able to view the contents of the Annual Report on time; the table serves as a strict guide.

CHAPTER 2 – GOVERNANCE

INTRODUCTION TO GOVERNANCE

Governance at Msunduzi Municipality is made up of Political & Administrative Governance, Inter-governmental Relations, and Public Accountability & Participation along with Corporate Governance. Political & administrative governance comprises of Elected Councillors, council committees , & the number of meetings convened . It further plays oversight on the administration of the municipality in terms of the organizational structure being implemented effectively and efficiently to ensure service delivery. Intergovernmental relations comprises structures and processes by which municipality forges relationships with other sector departments in order to carry out its day to day activities, namely National and Provincial Treasury, the Auditor General & the Provincial Departments of CoGTA; and other sector departments. Public accountability refers to the way the Municipality operates with regards to the communities under its jurisdiction by way of holding community meetings, Izimbizo's and the process of ward committees dealing with issues within the wards. Corporate governance looks at issues of transparency ; the rule of law and accountability whereby the municipality outlines its top risks, and the way in which the supply chain management and overall service delivery occurs against the background of Batho Pele Principles. Together these important aspects intertwine and ensure that the political; administrative and community service of the municipality are properly functioning and that communities receive quality services at an affordable price.

COMPONENT A: POLITICAL AND ADMINISTRATIVE GOVERNANCE

INTRODUCTION TO POLITICAL AND ADMINISTRATIVE GOVERNANCE

Political & administrative governance at Msunduzi Municipality comprises of the elected Councillors and senior managers, respectively the way they work together on a day-to-day basis in order to achieve service delivery goals and targets.

2.1. POLITICAL GOVERNANCE

INTRODUCTION TO POLITICAL GOVERNANCE

Msunduzi municipality has several portfolio committees of which the Full Council, Executive Committee, Municipal Public Accounts Committee and the Oversight Committee form part . Msunduzi Municipality also has an Audit Committee that provides opinions and recommendations on financial processes; performance and provides comments to the Oversight Committee on the Annual Report. The municipality has established a Municipal Public Accounts Committee, comprised of non-executive Councillors with the specific purpose of providing Council with comments and recommendations on its Annual Performance.

CITY OF CHOICE
PIETERMARITZBURG
MSUNDUZI

Msunduzi Municipality - Executive Committee 2013/2014

City Mayor
Chris Ndlela

Deputy Mayor
Thobani Zuma

J. Ngubo

E. Majola

M. Inderjith

M. Chetty

P. Bhengu

B. Lambert

T.V. Xulu

M. Schalkwyk

Speaker
B. Baijoo

Chief Whip
T. Magubane

Msunduzi Municipality Councillors 2013 - 2014

M. Tarr | S.I. Madonda | T. Matiwane | S.C. Ndawonde | T.P. Ngcobo | P.G. Ngidi | T.D. Ntombela | R.B. Singh | M.S. Sokhela | R. Soobiah | C. Bradley | P.V. Jaca

M. Maphumulo | M.A. Mkhize | V.G.M. Mlete | N. Msimang | P. Sithole | L.J. Winterbach | M.B.. Zuma | N. Ahmed | T.R. Zungu | M.H. Mkhize | M.A. Ngcobo | N.J. Zungu

S. Majola | M.B. Mkhize | J. Singh | D.F. Ryder | R. Ahmed | D. Buthelezi | M.T. Buthelezi | P.N. Diamini | J.M. Lawrence | F.N. Mbatha | S.A. Mkhize | R. Ashe

B.B. Ngcobo | J.M. Ngcobo | L.N. Sikhakhane | M.B. Zuma | T.I. Diamini | S. Govender | S. Lyne | L.L. Madlala | T.S. Magwaza | F.M. Makhathini | L.C. Ngcobo | D.B. Phungula

N. Gumede | P.B. Shozi | D.P. Zondi | K.M. Ngcobo | A.L. Mbanjwa | N.Z. Ndlovu | T.P. Ndlovu | S.C. Gwala | A.B. Dlomo | N. Atwaru | M.D. Ndlovu | G.R. McArthur | B.C. Sokhela

COUNCILLORS

Councillors are elected representatives to serve a predetermined term of office on the local council on behalf of their respective constituents. The Msunduzi Municipal Council has a total of 73 seats. Thirty seven (37) of these seats are allocated to ward Councillors who are elected through the wards they represent. The other 36 seats are allocated to political parties in proportion to the number of votes cast for the respective parties.

CITY OF CHOICE
PIETERMARITZBURG
MSUNDUZI

COMMITTEE ALLOCATIONS – JULY 2013 – JUNE 2014

TABLE 14: COMMITTEE ALLOCATIONS – JULY 2013 – JUNE 2014		
PORTFOLIO COMMITTEE	**CHAIRPERSON**	**MEMBERS**
Economic Development Services	**Councillors Eunice Majola (ANC),**	Councillors CJ Ndlela (Mayor (Ex-Officio)) (ANC), R Ahmed (DA), D Buthelezi(ANC), MT Buthelezi(ANC), PN Dlamini(ANC), JM Lawrence(DA), FN Mbatha(ANC), SA Mkhize(ANC), BB Ngcobo (ANC), KM Ngcobo(ANC), LN Sikhakhane(DA) and MB Zuma (ANC)
Corporate Services	**Councillors Jabu Ngubo (ANC)**	Councillors C Bradley (DA), PV Jaca(ANC), VT Magubane(ANC), M Maphumulo(NFP), MA Mkhize(ANC), VGM Mlete(ANC), N Msimang(ANC), P Sithole(ANC), LJ Winterbach (DA), BE Zuma(IFP) and TR Zungu(ANC).
Infrastructure Services	**The Deputy Mayor (Councillor Thobani Zuma) (ANC)**	Councillors TI Dlamini) (ANC), S Govender (DA), SP Lyne (DA), LL Madlala) (ANC), TS Magwaza (NFP), FM Makhathini)(ANC), LC Ngcobo)(ANC), DB Phungula)(ANC), PB Shozi)(ANC), TV Xulu)(ANC) and DP Zondi (IFP).
Community Services	**Councillor Manilal Inderjit (ANC)**	The Mayor (Councillor CJ Ndlela) (ex officio) (ANC), Councillors M Chetty (DA), AB Dlomo(ANC), NF Gumede(ANC), SC Gwala(ANC), M Ngcobo(ANC), AL Mbanjwa(ANC), NZ Ndlovu(ANC), TP Ndlovu(ANC),, JM Ngcobo(ANC), MD Ndlovu(DA),GR McArthur (DA) and BC Sokhela (IFP).
Financial Services	**The Mayor (Councillor Chris Ndlela) (ANC),**	Councillors N Ahmed (ANC), P Bhengu (NFP), WF Lambert JP (DA), ST Majola (ANC), MB Mkhize (ANC), MH Mkhize (ANC), MA Ngcobo (ANC), DF Ryder (DA), M Schalkwyk (ANC), J Singh (DA) and NJ Zungu (ANC).
Municipal Public Accounts	**Councillors Michael Tarr (ANC)**	Councillors A Ashe(DA), N Atwaru(DA), SI Madonda(ANC), T Matiwane(ANC), SC Ndawonde(ANC), TP Ngcobo (NFP), PG Ngidi(ANC), TD Ntombela (IFP), RB Singh (MF), MS Sokhela (ANC) and R Soobiah (ANC).

CITY OF CHOICE
PIETERMARITZBURG
MSUNDUZI

TABLE 15.1: WARD COUNCILLORS BY POLITICAL PARTY (2013 – 2014)

WARD COUNCILLORS LIST		
WARD NO.	NAME	POLITICAL PARTY
1.	**Mbanjwa** Amos Lucky	ANC
2.	**Sokhela** Mansizwa Simon	ANC
3	**Madlala** Linda Linford	ANC
4.	**Buthelezi** Thandiwe Mercy	ANC
5.	**Shozi** Philllip Bonga	ANC
6.	**Makhathini** Falakhe Michael	ANC
7.	**Mkhize** Mbusiswa Hencefort	ANC
8.	**Ngcobo** Bhekumuzi Bethwell	ANC
9.	**Ngcobo** Jeffrey Mbuyiselwa	ANC
10.	**Ngcobo** Msizi Alex	ANC
11.	**Madonda** Innocent Sipho	ANC
12.	**Majola** Terence Sboniso	ANC
13.	**Dlomo** Armstrong Bongani	ANC
14.	**Mkhize** Alfred Sibusiso	ANC
15.	**Mlete** Vusumuzi Garnet Michael	ANC
16.	**Zuma** Bhekabantu Michael	ANC
17.	**Sithole** Philisiwe	ANC
18.	**Gwala** Sindisiwe Cydy	ANC
19.	**Ndawonde** Caiphas	ANC
20.	**Xulu** Thulani Vincent	ANC
21.	**Mkhize** Bhekithema Mtuza	ANC
22.	**Jaca** Vela Patrick	ANC
23.	**Phungula** Bernard Dumisani	ANC
24.	**Ngidi** Philani Goodwill	ANC
25.	**David** Francis Ryder	DA
26.	**McArthur** Glenn Robert	DA
27.	**Lawrence** Mary Judith (JM)	DA
28.	**Govender** Soobramoney Nithia	DA
29.	**Ndlovu** Thandi Patience	ANC
30.	**Singh** Jay (Jaiheen)	DA
31.	**Ahmed** Rooksana	DA
32.	**Schalkwyk** Mary	ANC
33.	**Atwaru** Nalini	DA
34.	**Majola** Eunice Nomagugu	ANC
35.	**Matiwane** Thandi	ANC
36.	**Winterbach** Ludwig Johann	DA
37.	**Lyne** Sandra Patricia	DA

CITY OF CHOICE
PIETERMARITZBURG
MSUNDUZI

TABLE 15.2: PROPORTIONAL REPRESENTATION COUNCILLORS BY POLITICAL PARTY (2013 – 2014)

MSUNDUZI MUNICIPALITY PR COUNCILLORS LIST		
	NAME	POLITICAL PARTY
1.	The Mayor: **Ndlela** Chris	ANC
2.	The Deputy Mayor: **Zuma** Thobani	ANC
3	The Speaker: **Baijoo** Babu	ANC
4.	The Chief Whip: **Magubane** Truman	ANC
5.	**Ngubo** Jabu	ANC
6.	**Inderjit** Manilal	ANC
7.	**Majola** Eunice	ANC
8.	**Lambert** Bill	DA
9.	**Chetty** Mergan "K"	DA
10.	**Bhengu** Ntokozo	NFP
11.	**Dlamini** Tholakele	ANC
12.	**Buthelezi** Doreen	ANC
13.	**Mbatha** Faith Zonke	ANC
14.	**Ngcobo** Lindiwe	ANC
15.	**Mkhize** Mantombi .	ANC
16.	**Zungu** Fucwana	ANC
17.	**Ngcobo** Kathrine Malindi	ANC
18.	**Soobiah** Rachele	ANC
19.	**Tarr** Michael	ANC
20.	**Msimango** Nokuthula	ANC
21.	**Ndlovu** Zanele	ANC
22.	**Ahmed** Najmah	ANC
23.	**Zungu** Ningi	ANC
24.	**Gumede** Noxolo	ANC
25.	**Dlamini** Nokwazi	ANC
26.	**Ashe** Rodger	DA
27.	**Sikhakhane** Lungisani Nkhaso	DA
28.	**Ndlovu** Mandlenkosi David	DA
29.	**Bradley** Chris	DA
30.	**Zuma** Bukelani	IFP
31.	**Zondi** Dolo Phillip	IFP
32.	**Ntombela** Dennis	IFP
33.	**Sokhela** Balozile	IFP
34.	**Magwaza** Thokozani	NFP
35.	**Maphumulo** Msawenkosi	NFP
36.	**Ngcobo** Thulisile	NFP
37.	**Singh** Radhia Bee	MF

CITY OF CHOICE
PIETERMARITZBURG
MSUNDUZI

COUNCILLOR ATTENDANCE AT MEETINGS

Councillor attendance is monitored and recorded by the Office of the Speaker. The attendance registers of each meeting is forward by the Secretariat unit to the Office of the Speaker upon the completion of meetings.

NUMBER OF MEETINGS ATTENDED BY COUNCILLORS FROM 1 JULY 2013 – 30 JUNE 2014

Table 16 below represents a table which should have been completed indicating the number of meetings attended by each councillor in the 13/14 financial year. However the information in respect of councillor attendance at portfolio meetings could not be confirmed prior to the final print of the AR 13/14.

Table 16		2013						2014						
	Name	July	Aug	Sept	Oct	Nov	Dec	Jan	Feb	March	April	May	June	Total
-	-	-	-	-	-	-	-	-	-	-	-	-	-	-

MSUNDUZI MUNICIPALITY PORTFOLIO COMMITTEES BY NAME & PURPOSE

The following reflects the different committees of Council and their respective purposes.

MUNICIPAL STANDING COMMITTEE ON PUBLIC ACCOUNTS (MPAC)

The Municipal Standing Committee on Public Accounts (MPAC) consists of ordinary Councillors to oversee the expenditure of public funds; ensure the efficient and effective utilization of council resources; and enhance the political accountability of Council.

Executive Committee (EXCO) members account to MPAC on issues related to their portfolios. MPAC reports back to Council via the Speaker.

The primary purpose of the municipal MPAC is to assist council to hold the executive and the municipal administration to account.

TERMS OF REFERENCE

FUNCTIONS AND POWERS

1. MPAC may review and examine the following documents:

   (a) Audit Reports on annual financial statements of the Municipality;
   (b) Any reports issued by the Auditor-General on the affairs of the Municipality;
   (c) The annual reports of the Municipality;
   (d) The Mayor's quarterly reports on the implementation of the budget and the financial state of affairs of the municipality;
   (e) Any other financial statements or reports referred to MPAC by the Council;
   (f) Any information relating to personnel; books of account, records, assets and liabilities of the Council; and
   (g) Relevant information that may be required for the purpose of fulfilling its mandate.

2. MPAC may summon any councillor or municipal official to assist it in the execution of its duties.

3. MPAC may report on or make recommendations in relation to any of the reports or financial statements which it may examine.

4. In its examination (mentioned in clause 2) MPAC must take into account previous statements and report and consider the degree to which previously identified shortcomings have been rectified. The Committee must report to Council on its findings.

5. MPAC shall initiate and develop the Annual Oversight Report on the Municipality's Annual report.

6. MPAC may initiate, direct and supervise investigations into any matter falling within its terms of reference including projects requested by EXCO and Council.

7. MPAC may consider any recommendations made by the Audit Committee, portfolio committee or any other committee referred to it, and renders an opinion on such recommendations.

8. MPAC may request or invite members of the public to attend any meeting of the Committee i.t.o. s16(1) of the Systems Act, 2000, to assist it with the performance of its functions.

MEMBERSHIP

MPAC will consist of 12 (twelve) ordinary Councillors to be appointed by the Council in consultation with caucuses on a proportional representation basis, and and other persons who are not councillors who are co-opted by the Committee as advisory members in terms of section 79 of the Local Government: Municipal Structures Act. Care will be taken to ensure that members represent a wide range of experience and expertise available in the Council.

MPAC exercises an oversight role over the Executive and the Administration on behalf of the Council, with regard to matters falling within its area of competence. In keeping with good governance, an oversight committee cannot report to EXCO.

MPAC accordingly reports and makes recommendations to Council via the Speaker.

Members of MPAC are elected for a specific term subject to section 79 of the Local Government: Municipal Structures Act, when a new Council is elected, provided that –

(a) the Council may, by resolution remove from office one or more of the members of the Committee;

(b) if all the members of the Committee are removed, a new election of members must be held.

Subject to Council approval MPAC may co-opt not more than 5 advisory members who are not Councillors on the basis of their knowledge and experience in matters pertaining to the above terms of reference.

CHAIRPERSON

The Council must elect the Chairperson of the committee from amongst the ordinary members of MPAC and such office bearer must hold office for a term ending when the next Council is elected.

The Committee must elect from amongst its ordinary members a Deputy Chairperson and such office bearer must hold office for a term ending when the next Council is elected.

COMPETENCIES, TRAINING AND SUPPORT

1. 1. Council and political parties should as far as possible, nominate / appoint councillors with some expertise, experience and skills in financial matters, especially councillors with a working understanding of budgeting and expenditure processes and systems, as well as financial statements;

2. 2. A focused training and skills development programme should be undertaken to ensure that the necessary expertise and competencies are developed;

3. 3. MPAC may also invite members of the public or experts in various fields to assist and advise it in its deliberations;

4. 4. MPAC must possess integrity and a degree of authority for it to work effectively;

5. 5. MPAC must be provided with the necessary resources which may have to be managed independent of the executive to safe guard the independency of the committee; and

6. 6. Officials from Legal Services and Internal Audit must provide support to the Committee when so required.

QUORUM & DECISION MAKING

A majority of the members of the Committee constitute a quorum for a meeting of the Committee.

A question before the Committee is decided if there is agreement amongst at least the majority of the members present at the meeting.

If on any question put to the vote, there is an equality of votes, the member presiding must exercise a casting vote, in addition to that member's vote as a standing member.

MEETINGS

The committee must meet bi-monthly as directed by the Speaker of the Council after consultation with the Chairperson of the Committee; subject to the condition that any cancellation/postponement of a meeting is approved by the Speaker.

Meetings of the Committee must be conducted in accordance with the Standing Rules of Order of Council and any dispute arising from an interpretation of such Rules must be referred to the Speaker of the Council whose decision on the matter shall be final. (The Committee may determine and adopt its own procedure for the conduct of meetings).

CITY OF CHOICE
PIETERMARITZBURG
MSUNDUZI

RELATIONSHIP WITH OTHER STRUCTURES

MPAC may liaise with:

- The Municipal Manager;
- the Mayor;
- the Internal Audit Unit of the Municipality;
- the Legal Unit of the Municipality
- the Audit Committee;
- the person designated by the Auditor General to audit the financial statements of the municipality;
- other committees of the Council; and
- Heads of Departments.

WORK PROGRAMME

MPAC must develop its oversight programme annually and link such programme to the overall planning cycle of council, e.g. from the IDP formulation process to the annual reporting period. This oversight function will be performed by MPAC on behalf of council. The findings and recommendations would have to be tabled at full council for final decision.

ADMINISTRATIVE SUPPORT

Administrative support to the Committee will be provided by the Head of Corporate Services.

PROPOSED NORMS AND STANDARDS FOR OVERSIGHT

Given the importance of oversight, it is necessary to set normative rules and standards for municipal oversight. The purpose of such norms and standards is to guide the municipal oversight process.

The Norms and Standards for Municipal Oversight reflect 10 key norms, together with their appropriate standards, which must be adopted and implemented by the Municipality as a policy guide to inform the municipal oversight process.

1. Systematic Approach - There should be a systematic and formal approach to oversight
2. Purpose and Intentionality - There must be a clearly defined context, purpose and intended result
3. Guiding Policy - There should be a guiding policy explaining the concept, role and use of oversight within an institutional framework and with roles and responsibilities clearly defined. The policy should take account of these norms and standards
4. Impartiality and Code of Ethics – In exercising oversight over the activities of the Executive Committee and municipal administration, Councillors must act in an impartial, non-partisan and objective manner
5. Independence – the committee should develop a cohesive identity as an independent committee where there is adherence to the principle of the separation of powers
6. Quality Orientation – in both the documentation considered and the reports and findings made
7. Build Competency and Capacity – to exercise oversight for both councillors, portfolio committee members and ward committees
8. Transparency, Consultation and Participation – effective oversight should be carried out in such a way that there is complete transparency in the process and findings made and all stakeholders are fully informed and empowered to participate in the oversight process
9. Follow up – all findings and recommendations should be rigorously followed up to ensure appropriate action is being taken
10. Contribute to Service Delivery – oversight should result in improved service delivery

Implementing these norms and standards will contribute towards a positive image of local government and the appropriate mechanisms need to be put in place to ensure this happens.

THE EXECUTIVE COMMITTEE

The EXCO reports in terms of section 44 of the Local Government: Municipal Structures Act, 1998 to the municipal council on decisions made in terms of its delegated powers; as well as recommendations made on those issues the municipal council did not delegate to the EXCO.

EXCO consists of 10 members, namely, the Mayor, Deputy Mayor and 8 (eight) other members. The Mayor is the Chairperson of EXCO, whilst the Deputy Mayor automatically becomes the Deputy Chairperson.

TERMS OF REFERENCE

ROLES AND RESPONSIBILITIES

1 Statutory Functions of the Executive Committee

1) Reviews the performance of the municipality in order to improve:
   i. The economy, efficiency and effectiveness of the municipality;
   ii. The efficiency of credit control and revenue and debt collection services;
   iii. The implementation of the municipality's by-laws; and
   iv. Monitors the management of the municipality's administration in accordance with the policy directions of the municipal council (output monitoring);

2) Oversees the provision of services to communities in the municipality in a sustainable manner;

3) Annually reports on the involvement of communities and community organisations in the affairs of the municipality;

4) Considers recommendations on the alignment of the IDP and the budget received from the relevant councillors;

5) Ensures that regard is given to public views and reports on the effect of consultation on the decisions of the council;

6) Makes recommendations to council regarding:-
   i. the adoption of the estimates of revenue and expenditure, as well as capital budgets and the imposition of rates and other taxes, levies and duties;
   ii. the passing of by-laws; and
   iii. the raising of loans.

7) approval or amendment of the IDP;

8) appointment and conditions of service of Municipal Manager and heads of departments;

9) Deals with any other matters referred to it by the council and submits a recommendation thereon for consideration by the council;

10) Attends to and deals with all matters delegated to it by council in terms of the Systems Act;

11) Appoints a chairperson/s from the members of the Executive Committee, for any committee established by council in terms of section 80 of the Structures Act to assist the Executive Committee;

12) Delegates any powers and duties of the Executive Committee to any Section 80 committee;

13) Varies or revokes any decisions taken by a section 80 committee, subject to vested rights;

14) Develops strategies, programmes and services to address priority needs of the municipality through the IDP and estimates of revenue and expenditure, taking into account any applicable national and provincial plans and submits a report to, and recommendations thereon, to the council;

15) Subject to applicable legislation, recommends or determines the best methods, including partnerships and other approaches to deliver services, programmes and projects to the maximum benefit of the community;

16) Identifies and develops criteria in terms of which progress in the implementation of services, programmes and objectives to address the priority needs of the municipality can be evaluated, which includes key performance indicators which are specific to the municipality and common to local government in general;

17) Manages the development of the performance management system, assigns responsibilities in this regard to the municipal manager and submits the proposed performance management system to council for consideration;

18) Monitors progress against the said key performance indicators;

19) Receives and considers reports from committees in accordance with the directives as stipulated by the Executive Committee;

20) Elects a chairperson to preside at meetings if both the mayor and deputy mayor are absent from a meeting in the event of there being a quorum present at such a meeting, if the Mayor failed to designate a member of exco in writing to act as Mayor;

CITY OF CHOICE
PIETERMARITZBURG
MSUNDUZI

21) Considers appeals from a person whose rights are affected by a decision of the municipal manager in terms of delegated powers, provided that the decision reached by this committee may not retract any rights that may have accrued as a result of the original decision.

22) Reports, in writing, to the municipal council on all decisions taken by Exco at the next ordinary council meeting

Other functions of the Executive Committee

1) Recommends to council after consultation with the relevant Portfolio Committee, policies where council had reserved the power to make policies itself;
2) Recommends after consultation with the relevant Sect 79 Committee, rules of order of council meetings and approves rules of order for meetings of itself and any other committee;
3) Makes recommendations to council on proposed political structures of council;
4) Makes recommendations to council in respect of council's legislative powers; and
5) Determines strategic approaches, guidelines and growth parameters for the draft budget including tariff structures;

Line of Accountability and Reporting

Executive Committee reports to, and is accountable to the council.

PORTFOLIO COMMITTEES

The Portfolio Committees (in terms of Section 80 of the Local government: Municipal Structures Act, 1998), make recommendations to the EXCO and report back on resolutions taken in terms of their delegated powers.

All Portfolio Committees report to the Executive Committee. The Executive Committee may refer a matter back to the Portfolio Committee for further consideration, amend or adopt the recommendations if it has delegated authority to do so, or submit its (Executive committee) recommendations to Council.

There are 5 (five) section 80 committees, namely:

- Financial Services Portfolio Committee
- Infrastructure Services Portfolio Committee
- Community Services Portfolio Committee
- Corporate Services Portfolio Committee
- Economic Development Portfolio Committee

The Financial Services Portfolio Committee is chaired by the Mayor and the deputy mayor is a member of that Committee. The remaining committees consist of 2 (two) EXCO members and 10 ordinary councillors, and are supported by the Strategic Executive Manager for the particular committee.

TERMS OF REFERENCE

The responsibilities of the Portfolio Committees, in respect of their functional areas, are:
1) to develop and recommend strategy;
2) to develop and recommend by-laws;
3) to consider and make recommendations in respect of the draft budget and IDP;
4) to ensure public participation in the development of policy, legislation, IDP and budget;
5) to monitor the implementation of Council policies; and
6) to exercise oversight on all functional areas.

Functions

Formulate recommendations for consideration by the Executive Committee in relation to:
1) Policy falling within the functional area of the portfolio after consultation with the relevant Head of Department;
2) Annual business plans falling within the functional area of the portfolio;
3) The implementation of the business plans of the functional areas of the portfolio;
4) The review of financial performance against approved budgets relating to prior and current years including dealing with reports from the Auditor-General;
5) The draft budget in respect of the functional areas of the portfolio, including tariffs of charges after consultation with the relevant Head of Department;
6) Reports and recommendations submitted in respect of the functional areas of the portfolio including comment arising from its oversight function;
7) Compliance with the legislation, norms and standards in respect of the functional areas of the portfolio;
8) Passing or amendments of by-laws pertaining to the function of the portfolio; and
9) Prioritising projects falling within the functional areas of the portfolio.

The committee may consult with the Municipal Manager and the relevant Head of Department on council's policies and programmes.

Line of Accountability and Reporting

Reports to the Executive Committee.

FINANCIAL SERVICES PORTFOLIO COMMITTEE

TERMS OF REFERENCE

BUDGET AND TREASURY MANAGEMENT

Budget and Tariffs

1) Ensure the time schedule outlining key deadlines for budget process as prescribed in Section 21 (b) of the MFMA is considered and recommended to the Executive Committee and Full Council.
2) Oversee the preparation of the Annual Budget and make recommendations to the Executive Committee.
3) Consider the Annual Budget's compliance with the MFMA and alignment with the IDP and make recommendations to the Executive Committee.
4) Evaluate the competency of financial services officials dealing with the budget in all units, take necessary steps to ensure compliance and competency levels and report to the Management Committee and if necessary the Executive Committee.
5) Ensure the staffing capacity of the Budget Office is maintained at optimal levels and review the organizational structure of the unit to ensure effective management and control and make recommendations thereon to the Management Committee and if necessary the Executive Committee.
6) Consider the Budget Policy and Procedures and make recommendations to the Executive Committee.
7) Consider the monthly budget reports and statements and make recommendations to the Executive Committee.
8) Consider the Mid-Year Budget and the Adjustments Budget and make recommendations to the Executive Committee.

Annual Financial Statements

1) Timely preparation and legislative compliance of the Annual Financial Statements for Council and Municipal Entities.
2) Timeous submission of the Annual Financial Statements to the Auditor-General.
3) Evaluate the capacity and effectiveness of the unit and report to the Management Committee and if necessary the Executive Committee.

Management Accounting

1) Responses to the Auditor-General's Management Letter and final report.
2) Corrective action to be taken in response to issues raised in the Auditor-General's report.
3) Management responses to Internal Audit reports and implementation of Audit Committee recommendations.
4) Management reports.

SUPPLY CHAIN MANAGEMENT

1) Review the Supply Chain Management Policy and make recommendations to the Executive Committee.
2) Consider the Supply Chain Management budget and make recommendations to the Executive Committee.
3) Budget implementation.
4) Document management and filing systems.
5) Evaluate the skill and competency of the unit and ensure relevant competency levels and report to the Management Committee.

Tenders

1) Legislative compliance in respect of tender procedures from advertisement to award stage.
2) Implementation of the Supply Chain Management Policy in the tender process.
3) Maintenance of Bid Registers and the publication thereof on the Municipal website and noticeboards.
4) Budgetary provision for all tenders prior to advertisement.
5) Role of the Legal Advisers in the tender opening process.
6) Record keeping in respect of tenders.

Quotations

1) Legislative compliance in respect of quotations, order notes and acceptance letters.
2) Implementation of the Supply Chain Management Policy in respect of the quotation procedure.
3) Budgetary provision for all goods/services procured by the quotation process.
4) Record keeping in respect of quotations.

Creditor's Database

1) Monitoring that the Creditor's Database is being updated and correctly utilized.

EXPENDITURE MANAGEMENT

1) Expenditure controls and procedures.
2) Evaluate the skill and competency of staff and report to the Management Committee and if necessary the Executive Committee.
3) Legislative compliance and statutory commitments.
4) Monthly reconciliations.

Contracts Management

1) Policies and procedures for management of contracts.
2) System of delegation to ensure contract performance.
3) Consider regular reports on the management of contracts and performance of the contractors and report to the Management Committee and if necessary the Executive Committee.
4) Legislative compliance of any contract variations.

Payments

1) Controls for payment of creditors.
2) Trade Creditors Proof List.
3) Implementation of controls and legislative requirements.

Remuneration

1) Controls for payment of staff salaries, wages, allowances and benefits.
2) Implementation of controls and legislative requirements.

Inventory Management

1) Consider the Stores budget and make recommendations to the Executive Committee.
2) Implementation of the budget.
3) Implementation of inventory management and control measures.
4) Evaluate the capacity and competency of the unit and ensure relevant competency levels and report to the Management Committee and if necessary, the Executive Committee.

REVENUE MANAGEMENT

1) Review all polices in respect of Revenue Management and make recommendations to the Executive Committee.
2) Implementation of the policies.
3) Evaluate the capacity and competence of the unit and report to the Management Committee and if necessary, the Executive Committee.

Billing

1) Billing systems, meter reading performance and customer care.

Rates

1) Collection levels of rates income.

Credit Control

1) Evaluate the effectiveness of mechanisms, processes and procedures for credit control and report to the Management Committee and if necessary, the Executive Committee.
2) Implementation of procedures for Credit Control.

Debt Collection

1) Evaluate the effectiveness of mechanisms, processes and procedures for debt collection and report to the Management Committee and if necessary, the Executive Committee.
2) Implementation of procedures for debt collection.
3) Monitor debt collection rates and report to the Executive Committee.

Cash Receipts and Banking

1) Evaluate the effectiveness of systems for cash receipts, banking and report to the Management Committee.
2) Management and usage of bank accounts.
3) Consider the quarterly reports on withdrawals and report to the Executive Committee.

Customer Care

1) Evaluate the effectiveness of customer care processes, mechanisms and report to the Management Committee.
2) Implementation of Batho Pele principles and customer care.

FINANCIAL CONTROL AND CASH MANAGEMENT

1) Evaluate the effectiveness of financial controls, systems and report to the Management Committee.
2) Evaluate the capacity and competency of the unit and report to the Management Committee and if necessary, the Executive Committee.

Cash Management

1) Implementation of systems controls and management of cash.
2) Cash-backed funding levels.

Financial Systems Management

1) Evaluate financial systems and management thereof and report to the Management Committee.
2) Implementation of financial systems management, control measures and legislative compliance.
3) Consider monthly reports and make recommendations to the Executive Committee.

Reconciliations

1) Reconciliations and legislative compliance.

BYLAWS

1) Consider bylaw reviews submitted by Legal Unit in respect of matters within the committee's terms of reference and make recommendations thereon to the Executive Committee.
2) Consideration of bylaws within the committee's terms of reference for adoption and publication.

REPORTING

1) Submits recommendations to the Executive Committee on those matters not falling within its delegated powers.
2) Submits recommendations to the Management Committee on operational matters falling within its terms of reference.

INFRASTRUCTURE SERVICES PORTFOLIO COMMITTEE

TERMS OF REFERENCE

MUNICIPAL INFRASTRUCTURE PLANNING, FUNDING, MAINTENANCE AND DEVELOPMENT MANAGEMENT

Municipal Infrastructure Grants

1) Consider budget and project applications for Municipal Infrastructure Grants and make recommendations to the Executive Committee.
2) Budget expenditure and project implementation.
3) Evaluate the effectiveness and capacity of the unit and report to the Executive Committee.
4) Evaluate the alignment of the Integrated Development Plan and the Municipal Infrastructure Grant projects with community needs and report to the Management Committee and if necessary, the Executive Committee.

Municipal Infrastructure Planning

1) Consider the Municipal Infrastructure Plans, budget and make recommendations to the Executive Committee.
2) Budget expenditure and project/plans implementation.
3) Evaluate the alignment of the Integrated Development Plan and the Infrastructure Plans with the community needs and report to the Management Committee and if necessary, the Executive Committee.

Fleet Management

1) Consider budget and make recommendations to the Executive Committee.
2) Budget expenditure.
3) Evaluate the effectiveness of management and the capacity of the unit and report to the Management Committee and if necessary, the Executive Committee.
4) Review implementation of the Fleet Management System, the Section 78 process and the vehicle policy and report to the Executive Committee.

Mechanical Workshops

1) Consider budget and make recommendations to the Executive Committee.
2) Budget expenditure.
3) Evaluate the capacity and effectiveness of the unit and report to the Management Committee and if necessary, the Executive Committee.
4) Skills development programme.

Asset Management and Maintenance

1) Consider infrastructure maintenance plans, budget and make recommendations to the Executive Committee.
2) Budget expenditure and maintenance plans implementation.
3) Evaluate the effectiveness of maintenance plans and the capacity of the units for implementation and report to the Management Committee and if necessary, the Executive Committee.
4) Assess the state of assets and the asset register and report to the Executive Committee.

Municipal Public Works

1) Consider the maintenance budget for immovable municipal assets and make recommendations to the Executive Committee.
2) Budget expenditure.
3) Evaluate the effectiveness of the asset maintenance plans/programmes and make recommendations to the Management Committee and if necessary, the Executive Committee.

ELECTRICITY DISTRIBUTION MANAGEMENT

Administration

1) Consider budget and make recommendations to the Executive Committee.
2) Budget expenditure.
3) Evaluate the effectiveness of management, the capacity of the unit and the legal compliance of the Administration unit and report to the Management Committee and if necessary, the Executive Committee.
4) Review tariff policies and report to the Executive Committee.
5) Tariff policies, Demand Management System, connections and disconnections, overtime, customer services etc.

Maintenance

1) Consider the budget and maintenance plans and make recommendations to the Executive Committee.
2) Budget expenditure and plans implementation.
3) Evaluate the effectiveness and capacity of the unit and report to the Management Committee and if necessary, the Executive Committee.

Planning

1) Consider budget and planning programmes and make recommendations to the Executive Committee.
2) Budget expenditure and programme implementation.
3) Evaluate effectiveness, capacity and legal compliance of unit and report to the Management Committee and if necessary, the Executive Committee.

Networks

1) Consider budget and refurbishment programmes and make recommendations to the Executive Committee.
2) Budget expenditure and refurbishment programmes.
3) Evaluate effectiveness, capacity and compliance of the unit and report to the Management Committee and if necessary, the Executive Committee.

Connections

1) Consider budget and programmes/projects and make recommendations to the Executive Committee.
2) Budget expenditure and project implementation.
3) Evaluate the effectiveness, capacity and compliance of the unit and report to the Management Committee and if necessary, the Executive Committee.

WATER DISTRIBUTION AND SANITATION MANAGEMENT

Administration

1) Consider budget and make recommendations to the Executive Committee.
2) Budget expenditure.
3) Evaluate the effectiveness of management, capacity and compliance of the unit and report to the Management Committee and if necessary, the Executive Committee.
4) Review tariff structures and policies and make recommendations to the Executive Committee.
5) Policies, water restrictions and audit meters, free basic water etc.

Maintenance

1) Consider the budget and maintenance plans and make recommendations to the Executive Committee.
2) Budget expenditure and maintenance plans.
3) Evaluate the effectiveness and capacity of the unit and report to the Management Committee and if necessary, the Executive Committee.

Planning

1) Consider the budget and planning programmes and make recommendations to the Executive Committee.
2) Budget expenditure and programmes.
3) Evaluate the effectiveness and capacity of the unit and report to the Management Committee and if necessary, the Executive Committee.

Networks

1) Consider the budget and refurbishment programmes/projects and make recommendations to the Executive Committee.
2) Budget expenditure and programmes/projects.
3) Evaluate the effectiveness and capacity of the unit and report to the Management Committee and if necessary, the Executive Committee.

Connections

1) Consider the budget and projects and make recommendations to the Executive Committee.
2) Budget expenditure and programmes.
3) Evaluate the effectiveness and capacity of the unit and report to the Management Committee and if necessary, the Executive Committee.
4) Illegal connections.

Sanitation

1) Consider the budget and projects and make recommendations to the Executive Committee.
2) Budget expenditure and projects.
3) Evaluate the effectiveness and capacity of the unit and report to the Management Committee and if necessary, the Executive Committee.

ROADS AND STORMWATER

Administration

1) Consider budget and make recommendations to the Executive Committee.
2) Budget expenditure.
3) Evaluate the effectiveness of management, capacity and compliance of the unit and report to the Management Committee and if necessary, the Executive Committee.

Maintenance

1) Consider the budget and maintenance plans and make recommendations to the Executive Committee.
2) Budget expenditure and maintenance plans.
3) Evaluate the effectiveness, capacity and legal compliance of the unit and report to the Management Committee and if necessary, the Executive Committee.

Planning

1) Consider the budget and planning programmes and make recommendations to the Executive Committee.
2) Budget expenditure and programmes.
3) Evaluate the effectiveness and capacity of the unit and report to the Management Committee and if necessary, the Executive Committee.

BYLAWS

1) Consider bylaw reviews submitted by Legal Unit in respect of matters within the committee's terms of reference and make recommendations thereon to the Executive Committee.
2) Consideration of bylaws within the committee's terms of reference for adoption and publication.

REPORTING

1) Submits recommendations to the Executive Committee on those matters not falling within its delegated powers.
2) Submits recommendations to the Management Committee on operational matters falling within its terms of reference.

COMMUNITY SERVICES PORTFOLIO COMMITTEE

TERMS OF REFERENCE

WASTE MANAGEMENT

Waste Removal

1) Consider the budget and make recommendations to the Executive Committee.
2) Budget expenditure and management.
3) Evaluate the effectiveness of management and the capacity of the unit and report to the Management Committee and if necessary, the Executive Committee.

Refuse Collection

1) Consider the budget and make recommendations to the Executive Committee.
2) Budget expenditure and management.
3) Evaluate the effectiveness of management and the capacity of the unit and report to the Management Committee and if necessary, the Executive Committee.

Landfill Site

1) Consider budget and make recommendations to the Executive Committee.
2) Budget expenditure.
3) Evaluate the effectiveness, capacity and legal compliance of the unit and report to the Management Committee and if necessary, the Executive Committee.
4) Consider recommendations of the Landfill Site Monitoring Committee for further recommendation to the Executive Committee if necessary.

REGIONAL COMMUNITY SERVICES PROVISION MANAGEMENT

Health Services

1) Co-ordinate discussions/negotiations with the Provincial Government and District Council with respect to the future provision and management of Health Services in terms of the Municipal Structures Act.
2) Consider the budget for Health and Social Services and make recommendations to the Executive Committee.
3) Budget expenditure.
4) Evaluate the effectiveness and financial viability of the Clinic Services and report to the Management Committee and if necessary, the Executive Committee.

Libraries

1) Consider the budget for Libraries and make recommendations to the Executive Committee.
2) Budget expenditure.
3) Evaluate the effectiveness and financial viability of Library Services and report to the Management Committee and if necessary, the Executive Committee.
4) Service Level Agreements.

CITY OF CHOICE
PIETERMARITZBURG
MSUNDUZI

Cemeteries and Crematoria

1) Co-ordinate discussions/negotiations with the Provincial Government and District Council with respect to the future establishment, management and maintenance of cemeteries and crematoria.
2) Consider the budget for cemeteries and crematoria and make recommendations to the Executive Committee.
3) Budget implementation.
4) Review the tariffs in respect of cemeteries and crematoria annually and make recommendations to the Executive Committee.
5) Evaluate the effectiveness and financial viability of the management and maintenance of the cemeteries and crematoria and report to the Management Committee and if necessary, the Executive Committee.

Environmental Health

1) Co-ordinate discussions/negotiations with the Provincial Government and District Council with respect to the future management of Environmental Health Services.
2) Consider the budget for Environmental Health Services and make recommendations to the Executive Committee.
3) Budget expenditure.
4) Review the tariffs and fines in respect of the implementation/enforcement of the Environmental Health legislation and make recommendations to the Executive Committee.
5) Evaluate the effectiveness and financial viability of the Environmental Health Services and report to the Management Committee and if necessary, the Executive Committee.

COMMUNITY SERVICES PROVISION MANAGEMENT

Parks, Conservation and Environment

1) Consider budget for Parks and make recommendations to the Executive Committee.
2) Budget expenditure.
3) Evaluate the effectiveness of management and maintenance of Parks and report to the Management Committee and if necessary, the Executive Committee.

Sport and Recreation

1) Consider budget for Sport and Recreation and make recommendations to the Executive Committee.
2) Budget expenditure.
3) Review tariffs for sport and recreation facilities annually and make recommendations to the Executive Committee.
4) Evaluate the effectiveness of management, maintenance and usage of sport and recreation facilities and report to the Management Committee and if necessary, the Executive Committee.

Area Based Management

1) Roles and responsibilities, programmes, projects and processes in place.
2) Consideration of ABM Budget for recommendation to the Executive Committee
3) Budget implementation and expenditure.

Tatham Art Gallery

1) Consider budget for the Tatham Art Gallery and make recommendations to the Executive Committee.
2) Budget expenditure.

PUBLIC SAFETY AND DISASTER MANAGEMENT

Traffic Services

1) Consider the budget for Traffic Services and make recommendations to the Executive Committee.
2) Budget expenditure.
3) Review the fines structure, processes and procedures and report to the Executive Committee.
4) Evaluate the effectiveness of the management and enforcement of traffic legislation and report to the Management Committee and if necessary, the Executive Committee.

Licensing

1) Consider the budget for Licensing and make recommendations to the Executive Committee.
2) Budget expenditure.
3) Review the bylaws governing Licensing procedures and the Informal Trade Policy and make recommendations to the Executive Committee.
4) Evaluate the effectiveness and capacity of the Licensing Unit and the revenue collection arising from this function and report to the Management Committee and if necessary, the Executive Committee.

Public Safety and Security

1) Consider the budget for Public Safety and Security and make recommendations to the Executive Committee.
2) Budget expenditure.
3) Evaluate the effectiveness and capacity of the Public Safety and Security unit, especially in respect of providing safety and security within public areas; the monitoring and control of Informal Traders and illegal activities; and the relationships with the South African Police Force, Safe City and relevant business units and report to the Management Committee and if necessary, the Executive Committee.
4) Safe City.

Fire and Rescue Services

1) Consider the budget for Fire and Rescue Services and make recommendations to the Executive Committee.
2) Budget expenditure.
3) Shift system and overtime practices.
4) Evaluate the effectiveness, capacity and legislative compliance of the Fire and Rescue Services and report to the Management Committee and if necessary, the Executive Committee.

Disaster Management

1) Consider the budget for Disaster Management and make recommendations to the Executive Committee.
2) Budget expenditure.
3) Evaluate the effectiveness, capacity and compliance of Disaster Management and report to the Management Committee and if necessary, the Executive Committee.

BYLAWS

1) Consider bylaw reviews submitted by Legal Unit in respect of matters within the committee's terms of reference and make recommendations thereon to the Executive Committee.
2) Consideration of bylaws within the committee's terms of reference for adoption and publication.

REPORTING

1) Submits recommendations to the Executive Committee on those matters not falling within its delegated powers.
2) Submits recommendations to the Management Committee on operational matters falling within its terms of reference.

CORPORATE SERVICES PORTFOLIO COMMITTEE

TERMS OF REFERENCE

INTERNAL AUDIT AND COMPLIANCE

Monitor Budget expenditure and implementation of Internal Audit Programme.

COUNCIL AND COMMITTEE SUPPORT TO POLITICAL OFFICES

1) Mechanisms for community consultation.
2) Consider motivations and budget for community consultation projects, for recommendation to the Executive Committee.
3) Administrative systems and policies within the political offices.
4) Budget implementation and expenditure.
5) Receive reports from Ward Committees for recommendation to relevant structures.
6) Secretariat services.

LEGAL SERVICES AND LEGISLATIVE COMPLIANCE

Corporate and Legal

1) Consider legal and arbitration matters, institution of proceedings etc and recommend to the Executive Committee where necessary.
2) New or amended legislation and policies.
3) Legislative compliance of existing policies.
4) Where necessary recommend amendments to policies to the Executive Committee.
5) Service Level Agreements.
6) Legal budget implementation and expenditure.

CITY OF CHOICE
PIETERMARITZBURG
MSUNDUZI

Bylaws

1) Consider bylaw reviews submitted by Legal Unit in respect of matters within the committee's terms of reference and make recommendations thereon to the Executive Committee.
2) Consideration of bylaws within the committee's terms of reference for adoption and publication.

Delegations Management

1) Annually review delegations to political structures and administration and make recommendations thereon to the Executive Committee or the Management Committee.

Policies, Processes and Procedures

1) Review of Rules and Procedures of Council and its Committees for recommendation to the Executive Committee.

HUMAN RESOURCES MANAGEMENT

Performance Management

1) Annual monitoring and review of Performance Management System and recommendations thereon to the Executive Committee.
2) Annual Performance Report.

Labour Relations

1) Consultation with Local Labour Forum.
2) Where necessary make recommendations on Labour Relations/Bargaining Council matters to the Executive Committee.

Recruitment and Selection

1) Annual review of Human Resource policies and processes in respect of recruitment and selection and where necessary make recommendations to the Executive Committee thereon.
2) Legislative compliance.

Occupational Health

1) Implementation of Occupational Health and Safety Act.
2) Management training in respect of Occupational Health and Safety Act.

Job Evaluation

1) Monitor job evaluation and grading system.

Training and Development

1) Policies and procedures for training and skills development.
2) Budget implementation and expenditure.
3) Work Skills Plan.

Employee Relations

1) Annual review of Human Resources policies in respect of Overtime, Telephone/Cellphone usage, Locomotion Allowance, Subsistence and Travel, Leave and Sick Leave, etc. and make recommendations thereon to the Executive Committee.
2) Implementation of Human Resource Policies.
3) Internal disciplinary and grievance procedures.
4) Corporate Communications.
5) Human resources expenditure and budget implementation.

INFORMATION MANAGEMENT

Management Information Systems

1) Annual review of ICT policies for recommendation to the Executive Committee where necessary.
2) Consideration of ICT budget for recommendation to the Executive Committee.
3) Council website.

CITY OF CHOICE
PIETERMARITZBURG
MSUNDUZI

Information Centre

1) Document and information keeping systems.
2) Access to Information policies and procedures.

Printing

1) Printing Unit budget and operations.

Information Systems Technical Support

1) Council's Information Systems and Technical Support.
2) Corporate Information and Communication Technology Assets.
3) Consideration of ICT Budget for recommendation to the Executive Committee.
4) Annual review of ICT policies for recommendation to the Executive Committee where necessary.

REPORTING

1) Submits recommendations to the Executive Committee on those matters not falling within its delegated powers.
2) Submits recommendations to the Management Committee on operational matters falling within its terms of reference.

ECONOMIC DEVELOPMENT AND PLANNING PORTFOLIO COMMITTEE

TERMS OF REFERENCE

HOUSING AND HUMAN SETTLEMENT DEVELOPMENT MANAGEMENT

Housing

1) Consider the budget and housing projects and make recommendations to the Executive Committee.
2) Budget expenditure.
3) Review all housing policies, rental policies, informal settlement policies and make recommendations to the Executive Committee.
4) Rental agreements.
5) Evaluate the effectiveness and capacity of the unit, including allegations of fraud and corruption, and report to the Management Committee and if necessary, the Executive Committee.

Town Planning

1) Consider budget and make recommendations to the Executive Committee.
2) Monitor budget expenditure.
3) Approved applications.
4) Evaluate the effectiveness and capacity of the unit and report to the Management Committee and if necessary, the Executive Committee.

Valuations and Real Estate

1) Consider the budget and make recommendations to the Executive Committee.
2) Budget expenditure.
3) Evaluate the effectiveness and capacity of the unit and report to the Management Committee and if necessary, the Executive Committee.
4) Business rental, land sale and land purchase agreements.

Airport

1) Co-ordinate discussions/negotiations with the Provincial Government, District Council, Pietermaritzburg Business Chamber and Airport Management with respect to the future management and maintenance of the Airport in terms of the Municipal Structures Act.
2) Consider the budget for the Airport and make recommendations to the Executive Committee.
3) Budget expenditure and project implementation.
4) Management contract and implementation.
5) Other revenue avenues.
6) Review the Airport tariffs annually and make recommendations to the Executive Committee.

Market

1) Consider budget for the Market and make recommendations to the Executive Committee.
2) Budget expenditure
3) Review the tariffs for the Market annually and make recommendations to the Executive Committee.
4) Evaluate the effectiveness of management and the financial viability of the operations of the Market and make recommendations to the Management Committee and if necessary, the Executive Committee.

Forestry

1) Review the Service Level Agreement with NCT and evaluate the effectiveness and financial viability of the forestry activities undertaken on behalf of the Municipality, consider implementation of Section 78 process and make recommendations to the Executive Committee.
2) Consider the budget for NCT Forestry activities and make recommendations to the Executive Committee.
3) Budget expenditure and Service Level Agreement.

Tourism

1) PMB Tourism.

ECONOMIC DEVELOPMENT AND INTEGRATED DEVELOPMENT PLANNING

Local Economic Development Management

1) Review and monitor Local Economic Development Plan/Strategy and make recommendations thereon to the Executive Committee.
2) Consider budget for Local Economic Development Strategies and projects, for recommendation to the Executive Committee.
3) Investment and Black Economic Empowerment.

Integrated Development Planning

1) Oversee annual review of Integrated Development Plan.
2) Integrated Development Plan and Annual budget.
3) Legislative compliance of Integrated Development Plan.
4) Implementation of Integrated Development Plan.

Service Delivery and Budget Implementation

1) Oversee annual review of Service Delivery and Budget Implementation Plan and make recommendations thereon to the Executive Committee.
2) Implementation of the Service Delivery and Budget Implementation Plan.
3) Service Delivery and Budget Implementation Plan / Integrated Development Plan / Annual Budget.

MARKETING AND PUBLIC RELATIONS MANAGEMENT

Marketing and Communications

1) Consider motivations and budget for marketing projects and make recommendations thereon to the Executive Committee.
2) Municipal marketing strategy.

Public Relations and Community Participation

1) Relations with community, business and media structures.
2) Public Relations and Community Participation Strategy.

Call Centre

1) Call Centre operations and effectiveness.

Events Co-ordination

1) Annual Review of Events Calendar and budget for recommendation to the Executive Committee.
2) Receive reports on each event and make recommendations thereon to the Executive Committee.

REPORTING

1) Submits recommendations to the Executive Committee on those matters not falling within its delegated powers.
2) Submits recommendations to the Management Committee on operational matters falling within its terms of reference.

CITY OF CHOICE
PIETERMARITZBURG
MSUNDUZI

POLITICAL DECISION-TAKING

The Rules and Procedures of Council and its Committees provide as follows for the decision-making process of the Council:

Decisions

1) All matters concerning the following shall be determined by a decision taken by the Council with a supporting vote of a majority of the Council:-
   (a) the passing of by-laws;
   (b) the approval of budgets;
   (c) the imposition of rates and taxes, levies and duties; and
   (d) the raising of loans.

(2) All other questions before the Council shall be decided by a majority of the votes cast.
(3) If on any question there is an equality of votes, the Councillor presiding (the Speaker) shall exercise a casting vote in addition to that Councillor's vote as a Councillor.
4) Before the council takes a decision on any of the following matters it shall first require the Executive Committee to submit a report and recommendation on the matter:-
   (a) the passing of by-laws;
   (b) the approval of budgets;
   (c) the imposition of rates;
   (d) the raising of loans;
   (e) the approval of an integrated development plan for the Municipality and any amendment to that plan;
   (f) the appointment and conditions of service of the Municipal Manager and a head of department of the Council."

Table 17 - COUNCILLORS AND COMMITTEE MEETING DATA	
ITEM	**NUMBER**
Total number of Councillors	73
Total number of Executive Committee Members	10
Total number of wards	37
Total number of ward committee meetings	234
Total number of community meetings	184
Number and Type of Council Committee Meetings:	
Full Council	14
Executive Committee	32
Good Governance	11
Financial Services	13
Infrastructure Services	13
Community Services	11
Development Services	18
Municipal Public Accounts Committee	12

Note: Minutes of all meetings as well as attendance registers can be obtained from Msunduzi Municipality's secretariat unit or the information center.

2.2 ADMINISTRATIVE GOVERNANCE

INTRODUCTION TO ADMINISTRATIVE GOVERNANCE

The Municipal Manager is the head of the municipal administration. Subject to the policy directions of the municipal council, the Municipal Manager is responsible and accountable for the formation and development of an economical, effective, efficient and accountable administration. The Municipal Manager must make sure the administration is equipped to implement the municipality's integrated development plan, that it operates in accordance with the municipality's performance management system, and that it is responsive to the needs of the local community. The roles and responsibilities of the Municipal Manager are comprehensively set out in Section 55 of the Municipal Systems Act and responsibilities of the Municipal Manager as Accounting Officer is set out in Chapter 8 of the Municipal Finance Management Act, 56 of 2003.

The Municipal Manager's office has assumed direct responsibility for Communications and Corporate Strategy as well as the drafting, management and implementation of Council's Integrated Development Plan (IDP). The Internal Audit unit is also located in the Municipal Manager's office and ensures compliance with municipal legislation. In addition the five Business Units that mirror the committee portfolios also report to the Municipal Manager. These Business Units, each headed by a Deputy Municipal Manager, ensure that services are delivered to the people of the Msunduzi Municipality. They are:

- Infrastructure services;
- Community services;
- Economic Development;
- Financial Services; and
- Corporate services.

The Municipal Manager and his team of executive managers hold weekly meetings to discuss key strategic service deliverables, and to offer guidance on achieving IDP goals. The administrative component is aligned with the five National Key Performance Areas; Financial Viability and management, Local economic Development, Basic service delivery and Infrastructure development, Good Governance and Public Participation, Institutional Development and Transformation, Environmental Planning and Social Services

CITY OF CHOICE
PIETERMARITZBURG
MSUNDUZI

TOP ADMINISTRATIVE STRUCTURE

Table 18

TIER 1
MUNICIPAL MANAGER (Mxolisi Nkosi 01/01/12)

FUNCTIONS
Communications Integrated Development Plan Internal Audit and Risk Monitoring & Evaluation Policy, Strategy and Research

TIER 2	TIER 2	TIER 2	TIER 2	TIER 2
DEPUTY MUNICIPAL MANAGER: Financial Services Mrs.N Ngcobo	**DEPUTY MUNICIPAL MANAGER:** Corporate Services Ms.M Molapo	**DEPUTY MUNICIPAL MANAGER:** Community Services Ms. B Zulu	**DEPUTY MUNICIPAL MANAGER:** Infrastructure Services Mr S Nomnganga (Acting)	**DEPUTY MUNICIPAL MANAGER:** Development Services Dr. R Ngcobo

TIER 3	TIER 3	TIER 3	TIER 3	TIER 3
Process Manager: Income S Nxumalo **Process Manager:** Revenue B Ngobese **Process Manager:** Budget S Khoza **Team Manager:** Procurement D Ndlovu	**Process Manager:** Human Resources Management and Development Faith Ndlovu **Process Manager:** Sound Governance S Dubazana **Process Manager:** ICT X Ngubelana **Manager:** Legal Services J V D Merwe	**Process Manager:** Health and Social Services Vacant **Process Manager:** Community Services M Zuma **Process Manager:** Risk Management K Khumalo **Process Manager:** ABM L Kunene	**Process Manager:** Roads and Transportation S Mbimbi **Process Manager:** Electricity Management S Mchunu (Acting) **Process Manager:** Water and Sanitation B Sivparsad **Process Manager:** PMU Vacant	**Process manager:** Invest, Attract Retention & Expansion S Zimu **Process Manager:** Planning & Environment Vacant **Process Manager:** Infrastructure Planning & Survey T Cowie **Process Manager:** **Human Settlements** E Nombungu

FUNCTIONS	FUNCTIONS	FUNCTIONS	FUNCTIONS	FUNCTIONS
Budget & Financial Control Expenditure Management and Financial Control Revenue Management & Customer Care Supply Chain Management Treasury and Financial Support	Recruitment and Selection Staff establishment HR Support Services Benefits Administration Employee Relations Occupational Health, Safety and Wellness Skills Development Organisational Development Performance Management Secretariat and Auxiliary ICT Registry Legal services	Environmental Health HIV and AIDS, and Social Services Parks Sports and Recreation Facilities Libraries and Art Gallery Disaster Management Fire and Emergency Services Traffic and Security Services Waste Management Area Based Management	Electricity Distribution, Technical Services, Roads, Storm-water and Transportation Public Works Infrastructure Design & Implementation Project Management Water and Sanitation	Economic Development and Growth: (SMME, Informal trade, Business attraction, retention, investment and Municipal Enterprises) Development Management Compliance and Forward Planning. – Real Estate and Housing. – Environmental Management and Land Survey, Building Inspectorate and Licensing. Human Settlements

CITY OF CHOICE
PIETERMARITZBURG
MSUNDUZI

FUNCTIONAL ORGANOGRAM

MUNICIPAL MANAGER
Mr. Mxolisi Nkosi

DMM: COMMUNITY SERVICES
Ms. Boniwe Zulu

- PUBLIC SAFETY
- COMMUNITY DEVELOPMENT
- AREA BASED MANAGEMENT
- HEALTH AND SOCIAL SERVICES

DMM: ECONOMIC DEVELOPMENT
Dr. Ray Ngcobo

- INFRASTRUCTURE PLANNING & SURVEY
- ECONOMIC DEVELOPMENT
- TOWN PLANNING AND ENVIRONMENTAL MANAGEMENT
- HUMAN SETTLEMENTS

DMM: FINANCIAL SERVICES
Mrs. Nellie Ngcobo

- BUDGET OFFICE
- REVENUE OFFICE
- EXPENDITURE
- PROCUREMENT

DMM: CORPORATE SERVICES
Ms. Mosa Molapo

- HUMAN RESOURCES
- ICT
- LEGAL SERVICES
- SOUND GOVERNANCE

DMM: INFRASTRUCTURE SERVICES
Mr Sabatha Nomnganga

- WATER AND SANITATION
- ELECTRICITY
- ROADS AND TRANSPORTATION
- FLEET

MANAGER: OFFICE OF MUNICIPAL MANAGER
Ms. Madeleine Jackson

- MUNICIPAL MANAGERS OFFICE
- POLITICAL OFFICE
- IDP/ PERFORMANCE MANAGEMENT
- MANAGEMENT & COMMUNICATIONS

MANAGER: INTERNAL AUDIT
Mr. Petros Mahlaba

COMPONENT B: INTERGOVERNMENTAL RELATIONS

INTRODUCTION TO CO-OPERATIVE GOVERNANCE AND INTERGOVERNMENTAL RELATIONS

The municipality continues to receive full support from the Office of the MEC for Cooperative Governance and Traditional Affairs. Substantial support in the development of a financial recovery plan has also been obtained from National Treasury. The Provincial Treasury has also assisted in terms of developing both the strategic and operational risk registers of the municipality. Whilst the Municipal Infrastructure Grant (MIG) was the primary source of funding for capital projects related to infrastructure development and basic services, the following basic services are delivered to the community using mechanisms of intergovernmental relations with National/ Provincial Departments and/or parastatals:

Water & Sanitation - Department of Water Affairs and Umgeni Water;
Housing - Department of Human Settlements;
Electricity - Department of Minerals & Energy and Eskom

Various other grants, such as the Neighbourhood Partnership Development Grant, have been received for the implementation of projects. All information related to grants received is disclosed as required in the Annual Financial Statements.

2.3 INTERGOVERNMENTAL RELATIONS

NATIONAL INTERGOVERNMENTAL STRUCTURE

The municipality remains a member of the South African Cities Network (SACN). Unfortunately, due to the financial constraints of the organization, there was a minimal level of participation in the various knowledge-sharing forums organized by the SACN.

PROVINCIAL INTERGOVERNMENTAL STRUCTURE

The municipality has received support for the implementation of Organizational Performance Management from the Provincial Department of Cooperative Governance and Traditional Affairs. The Municipal Manager participates in the MUNIMEC and Technical MUNIMEC forums.

CITY OF CHOICE
PIETERMARITZBURG
MSUNDUZI

RELATIONSHIPS WITH MUNICIPAL ENTITIES

The municipality has one municipal entity called Safe City. Safe City is dedicated to making the City of Pietermaritzburg a better place in which to live, work and play. The project has a number of elements, including:

1. The monitoring of crime through 70 CCTV cameras in the City;
2. An SMS programme which encourages citizens to report suspicious behaviour and activities;
3. c-SAFE, a panic alert system accessible from your cell phone.

DISTRICT INTERGOVERNMENTAL STRUCTURES

At a District level, the municipality has participated in the District Municipal and Technical Forum which is chaired by the District Mayor, Councillor Yusuf Bhamjee. In addition, the municipality has partnered with the District on issues related to waste management.

COMPONENT C: PUBLIC ACCOUNTABILITY AND PARTICIPATION

OVERVIEW OF PUBLIC ACCOUNTABILITY AND PARTICIPATION

During the 2013/2014 financial year, the municipality had 37 functional ward committees which serve as a conduit between the municipality and the committee. In addition, a public participation policy and guideline was developed and approved by Council. In addition to ward committees, the Service Delivery and Budget Implementation Plan (SDBIP) is made public and published on the municipal website. This contains projected financial and service delivery Indicators and deliverables. Members of the public are also invited to participate in the Oversight process related to the Annual Report.

In the promotion of public accountability and participation members of the public are invited to attend all meetings of the Council and its committees. Another mechanism of public participation is conducted through Mayoral Budget and Integrated Development Plan (IDP) Izimbizo's. These are held prior to developing the draft budget in order to provide feedback to the community the implementation of projects in the current financial year and to illicit the needs of the community in order to provide input for the new financial year. A second Izimbizo is held once the draft budget has been developed in order to inform the public of key elements in the proposed budget and illicit responses thereto.

Section 2.4 below provides an outline of further mechanisms which the municipality utilizes as a mean of public participation.

2.4 PUBLIC MEETINGS

COMMUNICATION, PARTICIPATION AND FORUMS

The Municipal Systems Act as promulgated in 2000 describes the various core processes that are essential in realizing a system of developmental local government. These aspects include participative governance, IDP, performance management and reporting, resource allocation and organisational change. These processes are linked into a single cycle at the local level that will align various sectoral initiatives from national and provincial government departments with municipalities own capacities and processes, including alignment with district initiatives.

The process plan is a document that is developed for this very purpose it outlines the framework/process for the alignment and engagement in the review of the Integrated Development Plan. This is done in alignment with parallel processes like the Budget and the Performance Management System. Every year around the end of August, Msunduzi Municipality finalize a Process Plan which is approved by Full Council, once approved a public notice is posted to our website and various newspapers inviting members of public as well as various stakeholders to make submissions with regards to developmental priority needs. The very same Process Plan is posted on the Msunduzi website where different activities and milestones are reflected in terms of the IDP review and PMS and Budget implementation and monitoring. The Msunduzi Municipality has a structured program of public participation. This program is reflected in the Process Plan and forms the basis for citizenry engagement framework which is currently mooted in a form of a public participation policy.

The following are forms of citizenry participation that are utilized by the Municipality to ensure the citizen and stakeholders voice are accommodated in the planning, execution and review of the IDP, Budget and PMS processes:

- Ward Committee Monthly Meetings
- Stakeholders Quarterly Meeting (Reporting on PMS Progress/SDBIP and IDP
- Monthly Community Meetings by Councilors (due to financial constrains-are held once in two months /6 meetings per annum per ward
- Project Based Meetings
- Sector Plan Based Engagements
- Executive committee
- Full Council Meeting
- Integrated Development Planning Meetings:
- Izimbizo: Public Meetings for Budget, IDP etc
- Municipal Property Rates Act (MPRA)

CITY OF CHOICE
PIETERMARITZBURG
MSUNDUZI

- Service Standard or Charter
- Community Based Planning
- Complaints Register: Customer Care and Batho Pele Engagements
- Sukuma Sakhe – Premier's Flagship Tool for Accelerated Service Delivery at a Ward Base Level
- Attendance to invitations by Interest groups
- Partnerships and MOUs: MIDI,
- Inaugural State of the City Address (SOCA)

The public participation mechanisms/forums listed above are conducted throughout the year specifically at an operational level and then some of them are organized on a fortnightly, monthly, quarterly and annually as reflected in our Process Plan, the intergovernmental relations and citizenry participation system model is presented for adoption by Full Council which forms the basis for Public Participation Policy.

WARD COMMITTEES

Section 74 of the Municipal Structures Act, and regulation 5 of the Government Gazette No. 27699 Ward Committee, state that Ward Committees may have powers and functions delegated to them (which are essentially advisory in nature) in terms of S59 of the Municipal Systems Act, these are:

1) To serve as an official specialized participatory structure in the Msunduzi Municipality.
2) To create formal unbiased communication channels as well as a co-operative partnership between the community and the Council.
3) Advise and make recommendations to the Ward Councillor on matters of policy affecting the Ward.
4) Assisting the Ward Councillors in identifying the challenges and needs of residents.
5) Dissemination of information in the Ward concerning municipal affairs such as the budget, integrated development planning, performance management systems, service delivery options and municipal properties.
6) Receive queries and complaints from residents concerning municipal service delivery, communication with Council and provide feedback to the community on Council's response.
7) Ensure constructive and harmonious interaction between the municipality and community through the use and co-ordination of ward residents meetings and other community development forums, and
8) Interact with other organizations and forums on matters affecting the ward.

A ward committee may also make recommendations on any matter affecting its ward to the ward councillor or through the ward councillor to the local council.

PUBLIC MEETINGS

In total 234 ward committee meetings were held and 184 community meetings were held, broken down as follows:

CITY OF CHOICE
PIETERMARITZBURG
MSUNDUZI

COMMUNITY MEETINGS

Table 19 - MANAGER : OFFICE OF THE MUNICIPAL MANAGER / OFFICE OF THE SPEAKER - MSUNDUZI MUNICIPALITY										
Record of Challenges / Complaints / Requests for Services per Ward as per Circular 63 - Municipal Finance Management Act										
2013/2014 FINANCIAL YEAR										
COMMUNITY MEETINGS										
WARD	Date of Meeting	Number of Participating Municipal Councillors	Number of Participating Municipal Administrators	Number of Community members attending	Challenges / Complaints / Requests for Services received	Date information forwarded to Customer Care / Relevant Department for actioning	Date followed up with Customer Care / Relevant Department	Measures taken to address Challenges / Complaints / Requests for Services received per ward	Status of Challenges / Complaints / Requests for Services received per ward	Dates and manner of feedback given to Councillors to forward to the Ward Committee
1	14.09.2013	1	Nil	34	Construction of a Sports Centre	30.09.2013	N/A	forwarded to customer care	follow up with custom-er care	Cllr to follow up with customer
	02.03.2014	1	Nil	43	Installation of streetlights	31.03.2014	N/A	forwarded to customer care	completed	Cllr to follow up with customer care
	19.01.2014	1	4	31	roads and water issue	31.01.2014	N/A	forwarded to customer care	follow up with custom-er care	Cllr to follow up
2	28.07.2013	1	Nil	49	N/A	31.07.2013	N/A	forwarded to customer care	follow up with custom-er care	Cllr to follow up
	11.08.2013	1	Nil	24	Crime, water cut-off	29.08.2013	N/A	forwarded to customer care	follow up with custom-er care	Cllr to follow up with customer care
	22.09.2013	1	Nil	38	Housing project	30.09.2013	N/A	forwarded to customer care	follow up with custom-er care	Cllr to follow up with customer care
	23.02.2014	1	Nil	71	electricty cut and water	28.02.2014	N/A	forwarded to customer care	follow up with custom-er care	Cllr to follow up with customer care
	23.03.2014	1	Nil	148	access roads construction	31.03.2014	N/A	forwarded to customer care	follow up with custom-er care	Cllr to follow up with customer care
	13.04.2014	1	Nil	82	bridge con-struction	30.04.2014	N/A	forwarded to customer care	follow up with custom-er care	Cllr to follow up with customer care
	04.05.2014	1	Nil	75	roads, houses and sportsfield	30.05.2014	N/A	forwarded to customer care	follow up with custom-er care	Cllr to follow up with customer care
	25.05.2014	1	Nil	70	cleaning roads drains and gravel road maintenance plan	N/A	in progress	in progress	Cllr to follow up with customer care	
	07.06.2014	1	Nil	41	Crime, Educa-tion system and dumping sites	28.06.2014	N/A	forwarded to customer care	follow up with custom-er care	Cllr to follow up with customer care

Table 19 - MANAGER : OFFICE OF THE MUNICIPAL MANAGER / OFFICE OF THE SPEAKER - MSUNDUZI MUNICIPALITY										
Record of Challenges / Complaints / Requests for Services per Ward as per Circular 63 - Municipal Finance Management Act										
2013/2014 FINANCIAL YEAR										
COMMUNITY MEETINGS										
WARD	Date of Meeting	Number of Participating Municipal Councillors	Number of Participating Municipal Administrators	Number of Community members attending	Challenges / Complaints / Requests for Services received	Date information forwarded to Customer Care / Relevant Department for actioning	Date followed up with Customer Care / Relevant Department	Measures taken to address Challenges / Complaints / Requests for Services received per ward	Status of Challenges / Complaints / Requests for Services received per ward	Dates and manner of feedback given to Councillors to forward to the Ward Committee
3	15.09.2013	1	Nil	169	Re-gravelling of access roads	30.09.2013	N/A	forwarded to customer care	some have re-grav-eled	Cllr to follow up with customer care
	24.11.2013	1	Nil	121	Electricity and water issue	28.11.2013	N/A	forwarded to customer care	in process of installing	Cllr to follow up with customer care
	01.12.2013	1	Nil	79	Roads, Water issues	15.12.2013	N/A	forwarded to customer care	follow up with custom-er care	Cllr to follow up with customer care
	02.12.2013	1	Nil	119	Sanitation problems	15.12.2013	N/A	forwarded to customer care	follow up with custom-er care	Cllr to follow up with customer care
	16.02.2014	1	Nil	120	Construction of the drains	28.02.2014	N/A	forwarded to customer care	follow up with custom-er care	Cllr to follow up with customer care
	21.03.2014	1	Nil	230	gravel roads maintenance plan	28.03.2014	N/A	forwarded to customer care	follow up with custom-er care	Cllr to follow up with customer care
	23.03.2014	1	Nil	133	housing proj-ect-progress and water connection	28.03.2014	N/A	in progress	in progress	Cllr to follow up with customer care
	06.04.2014	1	Nil	80	gravel roads maintenance plan and water cut-off	30.04.2014	N/A	forwarded to customer care	water is now under Council	Cllr to follow up with customer care
	21.04.2014	1	Nil	123	crime, and education	30.04.2014	N/A	forwarded to customer care	follow up with custom-er care	Cllr to follow up with customer care
	08.06.2014	1	Nil	174	Water connec-tion, Housing progress	28.06.2014	N/A	forwarded to customer care	follow up with custom-er care	Cllr to follow up with customer care
4	15.09.2013	1	Nil	65	Unemployment is high in youth	28.09.2013	N/A	forwarded to customer care	follow up with custom-er care	Cllr to follow up with customer care
	26.01.2014	1	Nil	126	Water and elec-tricity problem	30.01.2014	N/A	forwarded to customer care	follow up with custom-er care	Cllr to follow up with customer care

Table 19 - MANAGER : OFFICE OF THE MUNICIPAL MANAGER / OFFICE OF THE SPEAKER - MSUNDUZI MUNICIPALITY										
Record of Challenges / Complaints / Requests for Services per Ward as per Circular 63 - Municipal Finance Management Act										
2013/2014 FINANCIAL YEAR										
COMMUNITY MEETINGS										
WARD	Date of Meeting	Number of Participating Municipal Councillors	Number of Participating Municipal Administrators	Number of Community members attending	Challenges / Complaints / Requests for Services received	Date information forwarded to Customer Care / Relevant Department for actioning	Date followed up with Customer Care / Relevant Department	Measures taken to address Challenges / Complaints / Requests for Services received per ward	Status of Challenges / Complaints / Requests for Services received per ward	Dates and manner of feedback given to Councillors to forward to the Ward Committee
	21.03.2014	1	Nil	137	construction of D7113 road	28.03.2014	N/A	forwarded to customer care	follow up with customer care	Cllr to follow up with customer care
	21.06.2013	1	Nil	126	Sportsfield to be renovated	30.06.2014	N/A	forwarded to customer care	follow up with customer care	Cllr to follow up with customer care
5	11.08.2013	1	Nil	30	Maintenance of Sportsfield, regravelling of D2344	30.08.2013	N/A	in progress	follow up with customer care	Cllr to follow up with customer care
	29.09.2013	1	Nil	89	Drugs problems in the ward	30.09.2013	N/A	involving SAPS	follow up with customer care	Cllr to follow up with customer care
	24.11.2013	1	Nil	111		28.11.2013	N/A	forwarded to customer care	follow up with customer care	Cllr to follow up with customer care
	09.02.2014	1	Nil	160	construction of a community hall, gravel roads maintenance plan	N/A	forwarded to customer care	hall completed	Cllr to follow up with customer care	
	23.03.2014	1	Nil	134	Water and electricity problems	28.03.2014	N/A	working on issues	follow up with customer care	Cllr to follow up with customer care
	20.05.2014	1	Nil	103	Road construction	30.05.2014	N/A	completed	follow up with customer care	Cllr to follow up with customer care
6	11.08.2013	1	Nil	78		18.08.2013	N/A	forwarded to customer care	follow up with customer care	
	24.11.2013	1	Nil	Nil	Water and electricity	28.11.2013	N/A	attending to the matter	follow up with customer care	Cllr to follow up with customer
	26.01.2014	1	Nil	89	Construction of access road	30.01.2014	N/A	forwarded to customer care	follow up with customer care	Cllr to follow up with customer
	23.02.2014	1	Nil	90	RDP houses and water problem	27.02.2014	N/A	construction started	follow up with customer care	Cllr to follow up with customer
	25.05.2014	1	Nil	Nil	Access roads gravelling	29.05.2014	N/A	forwarded to customer care	follow up with customer care	Cllr to follow up with customer

Table 19 - MANAGER : OFFICE OF THE MUNICIPAL MANAGER / OFFICE OF THE SPEAKER - MSUNDUZI MUNICIPALITY										
Record of Challenges / Complaints / Requests for Services per Ward as per Circular 63 - Municipal Finance Management Act										
2013/2014 FINANCIAL YEAR										
COMMUNITY MEETINGS										
WARD	Date of Meeting	Number of Participating Municipal Councillors	Number of Participating Municipal Administrators	Number of Community members attending	Challenges / Complaints / Requests for Services received	Date information forwarded to Customer Care / Relevant Department for actioning	Date followed up with Customer Care / Relevant Department	Measures taken to address Challenges / Complaints / Requests for Services received per ward	Status of Challenges / Complaints / Requests for Services received per ward	Dates and manner of feedback given to Councillors to forward to the Ward Committee
7	11.08.2013	1	Nil	72	Roads gravelling, electricity	30.08.2013	N/A	working on issues	follow up with customer care	Cllr to follow up with customer care
	22.09.2013	1		47	installation of water meter	28.09.2013	N/A	will start soon	follow up with customer care	Cllr to follow up with customer care
	23.02.2014	1	Nil	41	Clinic problem, mobile required	28.02.2014	N/A	Health Dept will involved	follow up with customer care	Cllr to follow up with customer care
	30.03.2014	1	Nil	39	Housing, electricity and roads	28.03.2014	N/A		No progress	Cllr to follow up with customer care
	16.06.2014	1	Nil	56	Gravelling of roads, Streetlights, Water scheme and housing	N/A			Cllr to follow up with customer care	
8	14.07.2013	1	Nil	68	Building of a Primary school	30.07.2013	N/A	Education Dept to be involved	follow up with customer care	Cllr to follow up
	18.08.2013	1	Nil	69	Application of ID's and grants	30.08.2013	N/A	Home Affairs & Sassa will be invited	Cllr to follow up	
	22.09.2013	1	Nil	34	Housing	28.09.2013	N/A	project has started with VDA	follow up with customer care	Cllr to follow up
	20.10.2013	1	Nil	62	Circumcision of men, streetlights	30.10.2013	N/A	Dept. of Health involved	follow up with customer care	Cllr to follow up
	21.11.2013	1	Nil	114	Proof of residence	N/A	N/A	available into Cllr's office	follow up with customer care	Cllr to follow up
	23.12.2013	1	Nil	128	Street lights, running of taxis	12.2013	N/A	forwarded to customer care	follow up with customer care	Cllr to follow up
	16.02.2014	1	Nil	23	renewal of market stalls	28.02.2014	N/A	request forwarded to MEC office	Cllr to follow up	
9	09.08.2013	1	Nil	34	Electricity and water issues	30.08.2013	N/A	working on it	follow up with customer care	Cllr to follow up
	13.10.2013	1	Nil	91	Housing	30.10.2013	N/A	forwarded to customer care	follow up with customer care	Cllr to follow up

Table 19 - MANAGER : OFFICE OF THE MUNICIPAL MANAGER / OFFICE OF THE SPEAKER - MSUNDUZI MUNICIPALITY										
Record of Challenges / Complaints / Requests for Services per Ward as per Circular 63 - Municipal Finance Management Act										
2013/2014 FINANCIAL YEAR										
COMMUNITY MEETINGS										
WARD	Date of Meeting	Number of Participating Municipal Councillors	Number of Participating Municipal Administrators	Number of Community members attending	Challenges / Complaints / Requests for Services received	Date information forwarded to Customer Care / Relevant Department for actioning	Date followed up with Customer Care / Relevant Department	Measures taken to address Challenges / Complaints / Requests for Services received per ward	Status of Challenges / Complaints / Requests for Services received per ward	Dates and manner of feedback given to Councillors to forward to the Ward Committee
	01.12.2013	1	Nil	27	toilets, and housing problems	15.12.2013	N/A	forwarded to customer care	toilets installed	Cllr to follow up
	02.02.2014	1	Nil	206	Community hall to be fixed	26.02.2014	N/A	forwarded to customer care	follow up with customer care	Cllr to follow up
	13.04.2014	1	Nil	87	regravelling of roads and painting	30.04.2014	N/A	forwarded to customer care	follow up with customer care	Cllr to follow up
	08.06.2014	1	Nil	92	Cut-off water problem, Housing and electricity required	N/A	forwarded to customer care	follow up with customer care	Cllr to follow up	
10	01.03.2014	1	2	207	reconstruction of roads	28.03.2014	N/A	forwarded to customer care	follow up with customer care	Cllr to follow up
	16.02.2014	1	Nil		installation of new sewerage pipes	27.02.2014	N/A	forwarded to customer care	on progress	Cllr to follow up
	25.05.2014	1	Nil		Refusal removal and cleaning of ward	29.05.2014	N/A	forwarded to customer care	tender will be advertised	Cllr to follow up
11	24.09.2013	1	Nil	85	Roads and Water problems	30.09.2013	N/A	forwarded to customer care	follow up with customer care	Cllr to follow up
	17.11.2013	1	Nil	70	Land invasion, stream cleaning	28.11.2013	N/A	forwarded to customer care	Council and legal involved	Cllr to follow up
	18.02.2014	1	Nil	67	Crime and drugs in youth	29.04.2014	N/A	forwarded to customer care	forming CPF&involve SAPS	Cllr to follow up
	13.04.2014	1	Nil	107	Human settlement and Roads	20.04.2014	N/A	forwarded to customer care	Human settlement in progress and some roads completed	

Table 19 - MANAGER : OFFICE OF THE MUNICIPAL MANAGER / OFFICE OF THE SPEAKER - MSUNDUZI MUNICIPALITY										
Record of Challenges / Complaints / Requests for Services per Ward as per Circular 63 - Municipal Finance Management Act										
2013/2014 FINANCIAL YEAR										
COMMUNITY MEETINGS										
WARD	Date of Meeting	Number of Participating Municipal Councillors	Number of Participating Municipal Administrators	Number of Community members attending	Challenges / Complaints / Requests for Services received	Date information forwarded to Customer Care / Relevant Department for actioning	Date followed up with Customer Care / Relevant Department	Measures taken to address Challenges / Complaints / Requests for Services received per ward	Status of Challenges / Complaints / Requests for Services received per ward	Dates and manner of feedback given to Councillors to forward to the Ward Committee
	08.06.2014	1	Nil	68	Roads and Water problems	30.06.2014	N/A	forwarded to customer care	completed	Cllr to follow up
	29.06.2014	1	Nil	96	cleaning of drains, cable theft	30.06.2014	N/A	forwarded to customer care	follow up with customer care	Cllr to follow up
12	21.08.2013	1	Nil	Nil	Clearing of streams	30.08.2013	N/A	forwarded to customer care	follow up with customer care	Cllr to follow up
	26.10.2013	1	Nil	462	cutting of grass and bridge construction	30.10.2013	N/A	forwarded to customer care	follow up with customer care	Cllr to follow up
	22.03.2014	1	Nil	119	Roads, No Streetlights	28.03.2014	N/A	forwarded to customer care	follow up with customer care	Cllr to follow up
	01.06.2014	1	Nil	194	Master lights required, housing problem and Water	29.06.2014	N/A	forwarded to customer care	follow up with customer care	Cllr to follow up
	21.12.2013	1	Nil	104	Construction of a bridge	30.01.2014	N/A	forwarded to customer care	follow up with customer care	Cllr to follow up
13	16.02.2014	1	Nil	42	Land invasion	27.02.2014	N/A	forwarded to customer care	follow up with customer care	Cllr to follow up
	02.03.2014	1	1	47	Rates issue, Water, RDP houses	28.03.2014	N/A	forwarded to customer care	follow up with customer care	Cllr to follow up
	16.03.2014	1	Nil	58	prepaid meters issue	28.03.2014	N/A	forwarded to customer care	follow up with customer care	Cllr to follow up
	08.06.2014	1	Nil	37	Master lights and land invasion		N/A		follow up with customer care	Cllr to follow up
	22.06.2014	1	Nil	65	Stand pipes never worked	30.06.2014	N/A	forwarded to customer care	need to be removed	Cllr to follow up
14	13.10.2013	1	Nil	138	Master lights	30.10.2013	N/A	forwarded to customer care	application made to Elec. Dept	Cllr to follow up

Table 19 - MANAGER : OFFICE OF THE MUNICIPAL MANAGER / OFFICE OF THE SPEAKER - MSUNDUZI MUNICIPALITY										
Record of Challenges / Complaints / Requests for Services per Ward as per Circular 63 - Municipal Finance Management Act										
2013/2014 FINANCIAL YEAR										
COMMUNITY MEETINGS										
WARD	Date of Meeting	Number of Participating Municipal Councillors	Number of Participating Municipal Administrators	Number of Community members attending	Challenges / Complaints / Requests for Services received	Date information forwarded to Customer Care / Relevant Department for actioning	Date followed up with Customer Care / Relevant Department	Measures taken to address Challenges / Complaints / Requests for Services received per ward	Status of Challenges / Complaints / Requests for Services received per ward	Dates and manner of feedback given to Councillors to forward to the Ward Committee
	17.11.2013	1	Nil	79	Level of crime is escalating	28.11.2013	N/A	forwarded to customer care	CPF has been formed	Cllr to follow up
	26.01.2014	1	Nil	76	Water taps leaking on the road	30.01.2014	N/A	forwarded to customer care	reported to customer care	Cllr to follow up
	30.03.2014	1	Nil	98	revamping of kwa Tomi Bus Stop	30.03.2014	N/A	forwarded to customer care	follow up with custom-er care	Cllr to follow up
	29.06.2014	1	Nil	27	Roads construc-tion		N/A		due to commence	Cllr to follow up
15	12.10.2013	1	Nil	196	Crime and re-fuse removal at Fadsem area	30.10.2013	N/A	forwarded to customer care	follow up with custom-er care	Cllr to follow up
	18.12.2013	1	Nil	147	Construction of comm hall in Unit 18 area	15.12.2013	N/A	forwarded to customer care	follow up with custom-er care	Cllr to follow up
	06.03.2014	1	Nil	143	Potholes in most of the roads	28.03.2014	N/A	forwarded to customer care	follow up with custom-er care	Cllr to follow up
	16.06.2014	1	Nil	121	Master lights to be installed	30.06.2014	N/A	forwarded to customer care	follow up with custom-er care	Cllr to follow up
16	15.09.2013	1	Nil	63	RDP houses issues	30.09.2013	N/A	forwarded to customer care	follow up with custom-er care	Cllr to folllow up
	26.01.2014	1	Nil	66	the old infra-structure (pipes) give constant problems	30.01.2014	N/A	forwarded to customer care	follow up with custom-er care	Cllr to follow up
	30.03.2014	1	Nil	78	sewer pipes, water, roads maintenance	29.04.2014	N/A	forwarded to customer care	follow up with custom-er care	to be installed

Table 19 - MANAGER : OFFICE OF THE MUNICIPAL MANAGER / OFFICE OF THE SPEAKER - MSUNDUZI MUNICIPALITY										
Record of Challenges / Complaints / Requests for Services per Ward as per Circular 63 - Municipal Finance Management Act										
2013/2014 FINANCIAL YEAR										
COMMUNITY MEETINGS										
WARD	Date of Meeting	Number of Participating Municipal Councillors	Number of Participating Municipal Administrators	Number of Community members attending	Challenges / Complaints / Requests for Services received	Date information forwarded to Customer Care / Relevant Department for actioning	Date followed up with Customer Care / Relevant Department	Measures taken to address Challenges / Complaints / Requests for Services received per ward	Status of Challenges / Complaints / Requests for Services received per ward	Dates and manner of feedback given to Councillors to forward to the Ward Committee
	22.06.2014	1	Nil	113	sewer pipes, water, roads maintenance &wire wall housing	N/A	N/A	forwarded to customer care	follow up with custom-er care	Cllr to follow up
17	15.09.2013	1	Nil	228	Wire wall houses	30.09.2013	N/A	forwarded to customer care	follow up with custom-er care	Cllr to follow up
	29.09.2013	1	Nil	189	Master lights required	30.09.2013	N/A	forwarded to customer care	they will be installed	Cllr to follow up
	17.11.2013	1	Nil	172	Streets lights	29.11.2013	N/A	forwarded to customer care	follow up with custom-er care	Cllr to follow up
	24.11.2013	1	Nil	143	Potholes	29.11.2013	N/A	forwarded to customer care	reported to relevant	Cllr to follow up
	16.03.2014	1	Nil	197	Road construc-tion, Refuse collection	28.03.2014	N/A	forwarded to customer care	in progress	Cllr to follow up
	23.03.2014	1	Nil	179	Refuse collec-tion	28.03.2014	N/A	forwarded to customer care	in progress	Cllr to follow up
	23.04.2014	1	Nil	237	N/A	30.04.2014	N/A	forwarded to customer care	follow up with custom-er care	Cllr to follow up
	22.06.2014	1	Nil	213	Electricity prob-lem, Crime& construction of a bridge	30.06.2014	N/A	forwarded to customer care	involvement of SAPS for crime	Cllr to follow up
	29.06.2014	1	Nil	144	retification of wire walls, hous-ing, indigent policy & clean-ing of ward	N/A	N/A	forwarded to customer care	follow up with custom-er care	Cllr to follow up
18	08.12.2013	1	Nil				N/A	forwarded to customer care	in progress	Cllr to follow up
	26.01.2014	1	Nil	176	Land invasion		N/A	forwarded to customer care	will be installed	Cllr to follow up

Table 19 - MANAGER : OFFICE OF THE MUNICIPAL MANAGER / OFFICE OF THE SPEAKER - MSUNDUZI MUNICIPALITY										
Record of Challenges / Complaints / Requests for Services per Ward as per Circular 63 - Municipal Finance Management Act										
2013/2014 FINANCIAL YEAR										
COMMUNITY MEETINGS										
WARD	Date of Meeting	Number of Participating Municipal Councillors	Number of Participating Municipal Administrators	Number of Community members attending	Challenges / Complaints / Requests for Services received	Date information forwarded to Customer Care / Relevant Department for actioning	Date followed up with Customer Care / Relevant Department	Measures taken to address Challenges / Complaints / Requests for Services received per ward	Status of Challenges / Complaints / Requests for Services received per ward	Dates and manner of feedback given to Councillors to forward to the Ward Committee
	09.03.2014	1	Nil	162	Street lights required,	28.03.2014	N/A	forwarded to customer care	follow up with custom-er care	Cllr to follow up
	16.03.2014	1	Nil	139	Potholes and unfinish roads	28.03.2014	N/A	forwarded to customer care	follow up with custom-er care	Cllr to follow up
	21.04.2014	1	Nil	106	Rates and Hous-ing, sewarage	30.04.2014	N/A	forwarded to customer care	follow up with custom-er care	Cllr to follow up
	29.06.2014	1	Nil	126	Houses de-stroyed by the storm, electricity outages&how to register in Council data-base	N/A	N/A	forwarded to customer care	follow up with custom-er care	Cllr to follow up
19	16.02.2014	1	Nil	104	electricity out-age, mainte-nance of roads	28.02.2014	N/A	forwarded to customer care	follow up with custom-er care	Cllr to follow up
	23.02.2014	1	Nil	97		28.02.2014	N/A	forwarded to customer care	follow up with custom-er care	
	29.05.2014	1	Nil	89	write-off water bills, employ-ment bycouncil	30.05.2014	N/A	forwarded to customer care	follow up with custom-er care	Cllr to follow up
20	28.02.2014	1	Nil	128	Fix bridge, stand pipes	28.02.2014	N/A	forwarded to customer care	will be removed	Cllr to follow up
	28.09.2013	1	Nil	92	Application of Indigent	30.09.2013	N/A	forwarded to customer care	follow up with custom-er care	Cllr to follow up
	16.12.2013	1	Nil	70	Water leaks on the streets	20.12.2013	N/A	forwarded to customer care	follow up with custom-er care	Cllr to follow up
	22.02.2014	1	Nil	67	crime and drug use in the area	28.02.2014	N/A	forwarded to customer care	follow up with custom-er care	Cllr to follow up
21	29.09.2013	1	Nil	88	Installation of new pipes	30.09.2013	N/A	forwarded to customer care	follow up with custom-er care	Cllr to follow up

Table 19 - MANAGER : OFFICE OF THE MUNICIPAL MANAGER / OFFICE OF THE SPEAKER - MSUNDUZI MUNICIPALITY										
Record of Challenges / Complaints / Requests for Services per Ward as per Circular 63 - Municipal Finance Management Act										
2013/2014 FINANCIAL YEAR										
COMMUNITY MEETINGS										
WARD	Date of Meeting	Number of Participating Municipal Councillors	Number of Participating Municipal Administrators	Number of Community members attending	Challenges / Complaints / Requests for Services received	Date information forwarded to Customer Care / Relevant Department for actioning	Date followed up with Customer Care / Relevant Department	Measures taken to address Challenges / Complaints / Requests for Services received per ward	Status of Challenges / Complaints / Requests for Services received per ward	Dates and manner of feedback given to Councillors to forward to the Ward Committee
	27.10.2013	1	Nil	161	RDP houses		N/A	forwarded to customer care	follow up with customer care	Cllr to follow up
	17.11.2013	1	nil	185	Water leaks	29.11.2013	N/A	forwarded to customer care	follow up with customer care	Cllr to follow up
	28.02.2014	1	nil	57	Roads, sewerage and youth centre	28.02.2014	N/A	forwarded to customer care	projects underway	Cllr to follow up
22	28.07.2013	1	nil	185	Potholes	30.07.2013	N/A	forwarded to customer care	follow up with customer care	Cllr to follow up
	15.09.2013	1	nil	240	Housing issue and title deeds (RDP)		N/A	forwarded to customer care	follow up with customer care	Cllr to follow up
	20.10.2013	1	nil	169	Water outage	30.10.2013	N/A	forwarded to customer care	follow up with customer care	Cllr to follow up
	02.02.2014	1	Nil	408	Master lights to be installed	28.02.2014	N/A	forwarded to customer care	follow up with customer care	Cllr to follow up
	23.02.2014	1	Nil	360	Prepaid electricity	28.02.2014	N/A	forwarded to customer care	follow up with customer care	Cllr to follow up
	29.06.2014	1	Nil	201	Unemployment rate in youth	30.06.2014	N/A	forwarded to customer care	follow up with customer care	Cllr to follow up
23	22.09.2013	1	Nil	360	electricity, water and High lights, roads needs to be retarred	30.09.2013	N/A	forwarded to customer care	follow up with customer care	Cllr to follow up
	06.02.2014	1	Nil	500	RDP houses, land invasion, clearing of drains	27.02.2014	N/A	forwarded to customer care	follow up with customer care	Cllr to follow up
	06.04.2014	1	Nil	350	renewal of comm hall and housing	30.06.2014	N/A	forwarded to customer care	in progress	Cllr to follow up

Table 19 - MANAGER : OFFICE OF THE MUNICIPAL MANAGER / OFFICE OF THE SPEAKER - MSUNDUZI MUNICIPALITY										
Record of Challenges / Complaints / Requests for Services per Ward as per Circular 63 - Municipal Finance Management Act										
2013/2014 FINANCIAL YEAR										
COMMUNITY MEETINGS										
WARD	Date of Meeting	Number of Participating Municipal Councillors	Number of Participating Municipal Administrators	Number of Community members attending	Challenges / Complaints / Requests for Services received	Date information forwarded to Customer Care / Relevant Department for actioning	Date followed up with Customer Care / Relevant Department	Measures taken to address Challenges / Complaints / Requests for Services received per ward	Status of Challenges / Complaints / Requests for Services received per ward	Dates and manner of feedback given to Councillors to forward to the Ward Committee
24	14.07.2013	1	Nil	43	Leaking of water hydrants	30.07.2013	N/A	forwarded to customer care	follow up with customer care	Cllr to follow up
	24.09.2013	1	Nil	90	Housing in Oribi	30.09.2013	N/A	process of handing over to the Council by Msunduzi Housing	follow up with customer care	Cllr to follow up
	10.11.2013	1	Nil	38	Cutting of grass in the road edges	29.11.2013	N/A	forwarded to customer care	follow up with customer care	Cllr to follow up
	26.01.2014	1	Nil	76	clinic issue, write-off of water bills	30.01.2014	N/A	forwarded to customer care	follow up with customer care	Cllr to follow up
	26.02.2014	1	Nil	83	Crime and mugging in Grange area	30.02.2014	N/A	forwarded to customer care	follow up with customer care	Cllr to follow up
	23.03.2014	1	Nil	64	prepaid meter and grass cutting	28.03.2014	N/A	forwarded to customer care	to be installed soon	Cllr to follow up
	29.03.2014	1	Nil	27	Cleaning of streets	31.03.2014	N/A	forwarded to customer care	follow up with customer care	Cllr to follow up
	13.04.2014	1	Nil	55	title deeds issue, repossession of houses	30.04.2014	N/A	forwarded to customer care	underway. Houses to be handed over to righful owners	
	18.05.2014	1	Nil	79	Potholes to be repairs	30.05.2014	N/A	forwarded to customer care	follow up with customer care	Cllr to follow up
	22.06.2014	1	Nil	115	housing, prepaid electricity& maintenance of roads	30.06.2014	N/A	forwarded to customer care	follow up with customer care	

Table 19 - MANAGER : OFFICE OF THE MUNICIPAL MANAGER / OFFICE OF THE SPEAKER - MSUNDUZI MUNICIPALITY										
Record of Challenges / Complaints / Requests for Services per Ward as per Circular 63 - Municipal Finance Management Act										
2013/2014 FINANCIAL YEAR										
COMMUNITY MEETINGS										
WARD	Date of Meeting	Number of Participating Municipal Councillors	Number of Participating Municipal Administrators	Number of Community members attending	Challenges / Complaints / Requests for Services received	Date information forwarded to Customer Care / Relevant Department for actioning	Date followed up with Customer Care / Relevant Department	Measures taken to address Challenges / Complaints / Requests for Services received per ward	Status of Challenges / Complaints / Requests for Services received per ward	Dates and manner of feedback given to Councillors to forward to the Ward Committee
25	16.04.2014	1	Nil	80	Potholes, refuse removal problem and cutting of grass in the road edges	29.04.2014	N/A	forwarded to customer care	follow up with customer care	Cllr to follow up
	15.05.2014	1	Nil	72	maintenance of streetlights	30.05.2014	N/A	forwarded to customer care	follow up with customer care	Cllr to follow up
26	no comm. meeting	no comm. meeting	no comm. meeting	no comm. meeting	no comm. meeting	no comm. meeting	no comm. meeting	no comm. meeting	no comm. meeting	no comm. meeting
27	27.07.2013	1	Nil	27	Waste removal, illegal dumping andillegal connection of electricity	30.07.2013	N/A	forwarded to customer care	follow up with customer care	Cllr to follow up
	19.10.2013	1	Nil	37	Potholes and crime	30.10.2013	N/A	forwarded to customer care	follow up with customer care	Cllr to follow up
	28.06.2014	1	Nil	54	Illegal tuckshop applications, valuation roll, leaking water meter& low cost housing	N/A	N/A	forwarded to customer care	follow up with customer care	Cllr to follow up
28	07.11.2013	1	7	4	Master lights	29.11.2013	N/A	forwarded to customer care	follow up with customer care	Cllr to follow up
	27.03.2014	3	2	nil	Water leak in the streets, grass cutting and trees	28.03.2014	N/A	forwarded to customer care	follow up with customer care	Cllr to follow up
	29.05.2014	1	1	79	Pedestrian side	30.05.2014	N/A	forwarded to customer care	follow up with customer care	Cllr to follow up

Table 19 - MANAGER : OFFICE OF THE MUNICIPAL MANAGER / OFFICE OF THE SPEAKER - MSUNDUZI MUNICIPALITY										
Record of Challenges / Complaints / Requests for Services per Ward as per Circular 63 - Municipal Finance Management Act										
2013/2014 FINANCIAL YEAR										
COMMUNITY MEETINGS										
WARD	Date of Meeting	Number of Participating Municipal Councillors	Number of Participating Municipal Administrators	Number of Community members attending	Challenges / Complaints / Requests for Services received	Date information forwarded to Customer Care / Relevant Department for actioning	Date followed up with Customer Care / Relevant Department	Measures taken to address Challenges / Complaints / Requests for Services received per ward	Status of Challenges / Complaints / Requests for Services received per ward	Dates and manner of feedback given to Councillors to forward to the Ward Committee
	14.06.2014	1	Nil	27	speedhumps, lights discon-nection, water meters old&-block drains	N/A	N/A	forwarded to customer care	follow up with custom-er care	Cllr to follow up
	28.06.2014	1	Nil	14	Nil		N/A	forwarded to customer care	follow up with custom-er care	Cllr to follow up
29	23.07.2013	1	Nil	147	Low cost housing and settlement	31.07.2013	N/A	forwarded to customer care	follow up with custom-er care	Cllr to follow up
	11.08.2013	1	Nil	71	speed humps near the school	30.08.2013	N/A	forwarded to customer care	follow up with custom-er care	Cllr to follow up
	15.04.2014	1	3	68	title deeds, wa-ter problem		N/A		working on it. For water applying for indigent	
	29.04.2014	1	Nil	54	Water leaks on the street	30.04.2014	N/A	forwarded to customer care	follow up with custom-er care	Cllr to follow up
	14.06.2014	1	Nil	167	roads to be tarred, housing renovations, electricty	30.06.2014	N/A	forwarded to customer care	follow up with custom-er care	Cllr to follow up
30	14.08.2013	1	2	27	Potholes, water meter to repaired	30.08.2013	N/A	forwarded to customer care	follow up with custom-er care	Cllr to follow up
	22.10.2013	1	4	79	Grass cutting in grounds/main-tenance	30.10.2013	N/A	forwarded to customer care	follow up with custom-er care	Cllr to follow up
	25.11.2013	1	Nil	61	Cutting of tall trees in the roads edge	29.11.2013	N/A	forwarded to customer care	follow up with custom-er care	Cllr to follow up
	24.03.2014	1	Nil	Nil			N/A	forwarded to customer care	follow up with custom-er care	Cllr to follow up

Table 19 - MANAGER : OFFICE OF THE MUNICIPAL MANAGER / OFFICE OF THE SPEAKER - MSUNDUZI MUNICIPALITY										
Record of Challenges / Complaints / Requests for Services per Ward as per Circular 63 - Municipal Finance Management Act										
2013/2014 FINANCIAL YEAR										
COMMUNITY MEETINGS										
WARD	Date of Meeting	Number of Participating Municipal Councillors	Number of Participating Municipal Administrators	Number of Community members attending	Challenges / Complaints / Requests for Services received	Date information forwarded to Customer Care / Relevant Department for actioning	Date followed up with Customer Care / Relevant Department	Measures taken to address Challenges / Complaints / Requests for Services received per ward	Status of Challenges / Complaints / Requests for Services received per ward	Dates and manner of feedback given to Councillors to forward to the Ward Committee
	19.06.2014	1	Nil	43	reservoir to constructed, speed humps, pathways in BrixhamRd	30.06.2014	N/A	forwarded to customer care	follow up with custom-er care	Cllr to follow up
31	04.09.2013	1	Nil	107	Street lights be repaired	30.09.2013	N/A	forwarded to customer care	follow up with custom-er care	Cllr to follow up
	04.12.2013	1	Nil	41	Potholes and cutting of grass in some areas	13.12.2013	N/A	forwarded to customer care	follow up with custom-er care	Cllr to follow up
	29.05.2014	1	Nil	28	Housing prob-lem	30.05.2014	N/A	forwarded to customer care	follow up with custom-er care	Cllr to follow up
	05.06.2014	6	Nil	27	crime, power outages, grass cutting and refuse removal	30.06.2014	N/A	forwarded to customer care	follow up with custom-er care	Cllr to follow up
32	28.08.2013	1	Nil	19	Roads full of potholes needs to be repaired	30.08.2013	N/A	forwarded to customer care	follow up with custom-er care	Cllr to follow up
	05.09.2013	1	nil	32	Electricity out-rages	29.09.2013	N/A	forwarded to customer care	follow up with custom-er care	Cllr to follow up
	10.10.2013	1	1	64	Water prob-lems, stand-pipes leakes	30.10.2013	N/A	forwarded to customer care	follow up with custom-er care	Cllr to follow up
	29.10.2013	1	nil	58	Stealing of elec-tricity	30.10.2013	N/A	forwarded to customer care	follow up with custom-er care	Cllr to follow up
	05.11.2013	1	nil	40	Streetlights maintenance	30.05.2013	N/A	forwarded to customer care	follow up with custom-er care	Cllr to follow up
33	21.08.2013	1	11	71	29.08.2013		N/A	forwarded to customer care	follow up with custom-er care	

Table 19 - MANAGER : OFFICE OF THE MUNICIPAL MANAGER / OFFICE OF THE SPEAKER - MSUNDUZI MUNICIPALITY										
Record of Challenges / Complaints / Requests for Services per Ward as per Circular 63 - Municipal Finance Management Act										
2013/2014 FINANCIAL YEAR										
COMMUNITY MEETINGS										
WARD	Date of Meeting	Number of Participating Municipal Councillors	Number of Participating Municipal Administrators	Number of Community members attending	Challenges / Complaints / Requests for Services received	Date information forwarded to Customer Care / Relevant Department for actioning	Date followed up with Customer Care / Relevant Department	Measures taken to address Challenges / Complaints / Requests for Services received per ward	Status of Challenges / Complaints / Requests for Services received per ward	Dates and manner of feedback given to Councillors to forward to the Ward Committee
	02.10.2013	1	3	15	RDP housing and electricity	30.10.2013	N/A	forwarded to customer care	follow up with customer care	Cllr to follow up
	09.10.2013	1	4	129	Potholes in some areas	30.10.2013	N/A	forwarded to customer care	follow up with customer care	Cllr to follow up
	26.02.2014	1	nil	15	Water, and crime	26.02.2014	N/A	forwarded to customer care	follow up with customer care	Cllr to follow up
	10.03.2014	1	4	73	low cost housing and settlement	28.03.2014	N/A	forwarded to customer care	follow up with customer care	Cllr to follow up
	17.03.2014	1	nil	17	Illegal connection of electricity	28.03.2014	N/A	forwarded to customer care	follow up with customer care	Cllr to follow up
	11.06.2014	1	11	182	RDP housing and electricity	30.06.2014	N/A	forwarded to customer care	follow up with customer care	Cllr to follow up
34	08.09.2013	1	nil	124	Streetlights to be repaired	30.09.2013	N/A	forwarded to customer care	follow up with customer care	Cllr to follow up
	03.11.2013	1	nil	65	Potholes to be repaired	28.11.2013	N/A	forwarded to customer care	follow up with customer care	Cllr to follow up
	02.02.2014	1	nil	94	Housing problem in Tembalihle	26.02.2014	N/A	forwarded to customer care	follow up with customer care	Cllr to follow up
	06.04.2014	1	nil	105	Low cost housing	29.04.2014	N/A	forwarded to customer care	follow up with customer care	Cllr to follow up
	08.06.2014	1		131	Water problem, prepaid required	30.06.2014	N/A	forwarded to customer care	follow up with customer care	Cllr to follow up
35	17.11.2013	1	nil	127	Installation of high lights	28.11.2013	N/A	forwarded to customer care	follow up with customer care	Cllr to follow up
	24.11.2013	1	2	46	Repairing of potholes in most streets	28.11.2013	N/A	forwarded to customer care	follow up with customer care	Cllr to follow up

Table 19 - MANAGER : OFFICE OF THE MUNICIPAL MANAGER / OFFICE OF THE SPEAKER - MSUNDUZI MUNICIPALITY										
Record of Challenges / Complaints / Requests for Services per Ward as per Circular 63 - Municipal Finance Management Act										
2013/2014 FINANCIAL YEAR										
COMMUNITY MEETINGS										
WARD	Date of Meeting	Number of Participating Municipal Councillors	Number of Participating Municipal Administrators	Number of Community members attending	Challenges / Complaints / Requests for Services received	Date information forwarded to Customer Care / Relevant Department for actioning	Date followed up with Customer Care / Relevant Department	Measures taken to address Challenges / Complaints / Requests for Services received per ward	Status of Challenges / Complaints / Requests for Services received per ward	Dates and manner of feedback given to Councillors to forward to the Ward Committee
	23.02.2014	1	4	112	Cleaning and refuse removal	27.02.2014	N/A	forwarded to customer care	follow up with customer care	Cllr to follow up
	19.03.2014	1	3	159	prepaid meters and housing	28.03.2014	N/A	prepaid started to be installed	RDP - waiting for MEC's approval. Prepaid already started	
36	29.01.2014	1		47	realignment of existing Cleland Road. Upgrades to road intersections	30.01.2014	N/A	forwarded to customer care	follow up with customer care	Cllr to follow up
	21.05.2014	1	2	27	Potholes to be repaired	29.05.2014	N/A	forwarded to customer care	follow up with customer care	Cllr to follow up
	12.02.2014	1		36	Cutting of roads edges, Waste removal and poor water supply	N/A	forwarded to customer care	follow up with customer care	Cllr to follow up	
37	06.04.2014	1	nil	51	Toilets and RDP houses	29.04.2014	N/A	forwarded to customer care	follow up with customer care	Cllr to follow up
	08.06.2014	1	nil	80	stealing of electricity and houses	30.06.2014	N/A	forwarded to customer care	follow up with customer care	Cllr to follow up
	29.06.2014	1	nil	105	toilets, houses and access roads	30.06.2014	N/A	forwarded to customer care	follow up with customer care	Cllr to follow up

WARD COMMITTEE MEETINGS

Table 20 - MANAGER : OFFICE OF THE MUNICIPAL MANAGER / OFFICE OF THE SPEAKER - MSUNDUZI MUNICIPALITY										
Record of Challenges / Complaints / Requests for Services per Ward as per Circular 63 - Municipal Finance Management Act										
2013/2014 Financial Year										
WARD COMMITTEE MEETINGS										
WARD	Date of Meeting	Number of Participating Municipal Councillors	Number of Participating Municipal Administrators	Number of Ward Committee members attending	Challenges / Complaints / Requests for Services received	Date information forwarded to Customer Care / Relevant Department for actioning	Date followed up with Customer Care / Relevant Department	Measures taken to address Challenges / Complaints / Requests for Services received per ward	Status of Challenges / Complaints / Requests for Services received per ward	Dates and manner of feedback given to Councillors to forward to the Ward Committee
1	25-Jul	1	NIL	6	Electricity	31-Jul-13	N/A	Forwarded to Customer Care	Follow up with Customer Care	Cllr to follow up with Customer Care
	24-Sep-13	1	NIL	5	Water	30-Sep-13	N/A	Forwarded to Customer Care	Follow up with Customer Care	Cllr to follow up with Customer Care
	25-Oct-13	1	NIL	6	Access Road	30-Oct-13	N/A	Forwarded to Customer Care	Follow up with Customer Care	Cllr to follow up with Customer Care
	24-Nov-13	1	NIL	6	Gravel Maintenance Plan	30-Nov-13	N/A	Forwarded to Customer Care	Follow up with Customer Care	Cllr to follow up with Customer Care
	1-May-14	1	NIL	4	Sports Centre	30-May-13	N/A	Forwarded to Customer Care	Follow up with Customer Care	Cllr to follow up with Customer Care
	9-Jun-14	1	NIL	5	Crime	30-Jun-14	N/A	Forwarded to Customer Care	Follow up with Customer Care	Cllr to follow up with Customer Care
2	11-Jul-13	1	NIL	6	Gravel Maintenance Plan	31-Jul-13	N/A	Forwarded to Customer Care	Follow up with Customer Care	Cllr to follow up with Customer Care
	10-Aug-13	1	NIL	7	Electricity	30-Aug-13	N/A	Forwarded to Customer Care	Follow up with Customer Care	Cllr to follow up with Customer Care
	20-Sep-13	1	NIL	7	Water	30-Sep-13	N/A	Forwarded to Customer Care	Follow up with Customer Care	Cllr to follow up with Customer Care
	7-Nov-13	1	NIL	8	Crime	30-Nov-13	N/A	Forwarded to Customer Care	Follow up with Customer Care	Cllr to follow up with Customer Care
	29-Nov-13	1	NIL	8	Access Road	30-Nov-13	N/A	Forwarded to Customer Care	Follow up with Customer Care	Cllr to follow up with Customer Care
	20-Jan-14	1	NIL	10	VDA-Housing	31-Jan-13	N/A	Forwarded to Customer Care	Follow up with Customer Care	Cllr to follow up with Customer Care
	22-Feb-14	1	NIL	8	Unemployment	28-Feb-14	N/A	Forwarded to Customer Care	Follow up with Customer Care	Cllr to follow up with Customer Care
	3-Apr-14	1	NIL	10	Development	30-Apr-14	N/A	Forwarded to Customer Care	Follow up with Customer Care	Cllr to follow up with Customer Care

Table 20 - MANAGER : OFFICE OF THE MUNICIPAL MANAGER / OFFICE OF THE SPEAKER - MSUNDUZI MUNICIPALITY										
Record of Challenges / Complaints / Requests for Services per Ward as per Circular 63 - Municipal Finance Management Act										
2013/2014 Financial Year										
WARD COMMITTEE MEETINGS										
WARD	Date of Meeting	Number of Participating Municipal Councillors	Number of Participating Municipal Administrators	Number of Ward Committee members attending	Challenges / Complaints / Requests for Services received	Date information forwarded to Customer Care / Relevant Department for actioning	Date followed up with Customer Care / Relevant Department	Measures taken to address Challenges / Complaints / Requests for Services received per ward	Status of Challenges / Complaints / Requests for Services received per ward	Dates and manner of feedback given to Councillors to forward to the Ward Committee
3	8-Sep-13	1	NIL	6	Drains	30-Sep-13	N/A	Forwarded to Customer Care	Follow up with Customer Care	Cllr to follow up with Customer Care
	7-Oct-13	1	NIL	6	VDA-Housing	30-Oct-13	N/A	Forwarded to Customer Care	Follow up with Customer Care	Cllr to follow up with Customer Care
	18-Nov-13	1	NIL	7	Unemployment	30-Nov-13	N/A	Forwarded to Customer Care	Follow up with Customer Care	Cllr to follow up with Customer Care
	2-Dec-13	1	NIL	7	Access Road	31-Dec-13	N/A	Forwarded to Customer Care	Follow up with Customer Care	Cllr to follow up with Customer Care
	16-Feb-14	1	NIL	6	Crime	28-Feb-14	N/A	Forwarded to Customer Care	Follow up with Customer Care	Cllr to follow up with Customer Care
	2-Mar-14	1	NIL	9	Street Lights	31-Mar-14	N/A	Forwarded to Customer Care	Follow up with Customer Care	Cllr to follow up with Customer Care
	6-Apr-14	1	NIL	9	Electricity	30-Apr-14	N/A	Forwarded to Customer Care	Follow up with Customer Care	Cllr to follow up with Customer Care
	4-May-14	1	NIL	9	Gravel Maintenance Plan	30-May-14	N/A	Forwarded to Customer Care	Follow up with Customer Care	Cllr to follow up with Customer Care
	8-Jun-14	1	NIL	9	Sports Facilities	30-Jun-14	N/A	Forwarded to Customer Care	Follow up with Customer Care	Cllr to follow up with Customer Care
4	21-Jul-13	1	NIL	6	VDA-Housing	31-Jul-13	N/A	Forwarded to Customer Care	Follow up with Customer Care	Cllr to follow up with Customer Care
	29-Dec-13	1	NIL	7	Sports Facilities	31-Dec-13	N/A	Forwarded to Customer Care	Follow up with Customer Care	Cllr to follow up with Customer Care
	12-Jan-14	1	NIL	6	Electricity	31-Jan-14	N/A	Forwarded to Customer Care	Follow up with Customer Care	Cllr to follow up with Customer Care
	16-Mar-14	1	NIL	6	Street Lights	31-Mar-14	N/A	Forwarded to Customer Care	Follow up with Customer Care	Cllr to follow up with Customer Care
	18-May-14	1	NIL	7	Water	30-May-14	N/A	Forwarded to Customer Care	Follow up with Customer Care	Cllr to follow up with Customer Care
	21-Jun-14	1	NIL	10	Unemployment	30-Jun-14	N/A	Forwarded to Customer Care	Follow up with Customer Care	Cllr to follow up with Customer Care

Table 20 - MANAGER : OFFICE OF THE MUNICIPAL MANAGER / OFFICE OF THE SPEAKER - MSUNDUZI MUNICIPALITY										
Record of Challenges / Complaints / Requests for Services per Ward as per Circular 63 - Municipal Finance Management Act										
2013/2014 Financial Year										
WARD COMMITTEE MEETINGS										
WARD	Date of Meeting	Number of Participating Municipal Councillors	Number of Participating Municipal Administrators	Number of Ward Committee members attending	Challenges / Complaints / Requests for Services received	Date information forwarded to Customer Care / Relevant Department for actioning	Date followed up with Customer Care / Relevant Department	Measures taken to address Challenges / Complaints / Requests for Services received per ward	Status of Challenges / Complaints / Requests for Services received per ward	Dates and manner of feedback given to Councillors to forward to the Ward Committee
5	2-Jul-13	1	NIL	9	Water	31-Jul-13	N/A	Forwarded to Customer Care	Follow up with Customer Care	Cllr to follow up with Customer Care
	7-Aug-13	1	NIL	8	Speed Humps	30-Aug-13	N/A	Forwarded to Customer Care	Follow up with Customer Care	Cllr to follow up with Customer Care
	19-Sep-13	1	NIL	6	Construction of road was too small	30-Sep-13	N/A	Project completed	Project completed	Cllr to follow up with Customer Care
	12-Nov-13	1	NIL	8	Electricity	30-Nov-13	N/A	Forwarded to Customer Care	Follow up with Customer Care	Cllr to follow up with Customer Care
	5-Feb-14	1	NIL	5	sport facilities	28-Feb-14	N/A	Forwarded to Customer Care	Follow up with Customer Care	Cllr to follow up with Customer Care
	7-Mar-14	1	NIL	7	VDA-Housing	31-Mar-14	N/A	Forwarded to Customer Care	Follow up with Customer Care	Cllr to follow up with Customer Care
	16-Apr-14	1	NIL	8	Potholes	30-Apr-14	N/A	Forwarded to Customer Care	Follow up with Customer Care	Cllr to follow up with Customer Care
	16-May-14	1	NIL	7	Unemployment	31-May-14	N/A	Forwarded to Customer Care	Follow up with Customer Care	Cllr to follow up with Customer Care
	4-Jun-14	1	NIL	7	Crime	30-Jun-14	N/A	Forwarded to Customer Care	Follow up with Customer Care	Cllr to follow up with Customer Care
6	7-Jul-13	1	NIL	6	Water	31-Jul-13	N/A	Forwarded to Customer Care	Follow up with Customer Care	Cllr to follow up with Customer Care
	6-Aug-13	1	inl	6	Electricity	30-Aug-13	N/A	Forwarded to Customer Care	Follow up with Customer Care	Cllr to follow up with Customer Care
	8-Sep-13	1	NIL	6	Street Lights	30-Sep-13	N/A	Forwarded to Customer Care	Follow up with Customer Care	Cllr to follow up with Customer Care
	6-Oct-13	1	NIL	6	Gravel Maintenance Plan	31-Oct-13	N/A	Forwarded to Customer Care	Follow up with Customer Care	Cllr to follow up with Customer Care
	25-Jan-14	1	NIL	5	Potholes	31-Jan-14	N/A	Forwarded to Customer Care	Follow up with Customer Care	Cllr to follow up with Customer Care
	9-Feb-14	1	NIL	7	Crime	28-Feb-14	N/A	Forwarded to Customer Care	Follow up with Customer Care	Cllr to follow up with Customer Care

Table 20 - MANAGER : OFFICE OF THE MUNICIPAL MANAGER / OFFICE OF THE SPEAKER - MSUNDUZI MUNICIPALITY										
Record of Challenges / Complaints / Requests for Services per Ward as per Circular 63 - Municipal Finance Management Act										
2013/2014 Financial Year										
WARD COMMITTEE MEETINGS										
WARD	Date of Meeting	Number of Participating Municipal Councillors	Number of Participating Municipal Administrators	Number of Ward Committee members attending	Challenges / Complaints / Requests for Services received	Date information forwarded to Customer Care / Relevant Department for actioning	Date followed up with Customer Care / Relevant Department	Measures taken to address Challenges / Complaints / Requests for Services received per ward	Status of Challenges / Complaints / Requests for Services received per ward	Dates and manner of feedback given to Councillors to forward to the Ward Committee
	24-May-14	1	NIL	7	Speed Humps	31-May-14	N/A	Forwarded to Customer Care	Follow up with Customer Care	Cllr to follow up with Customer Care
	1-Jun-14	1	NIL	7	Unemployment	30-Jun-14	N/A	Forwarded to Customer Care	Follow up with Customer Care	Cllr to follow up with Customer Care
7	28-Jul-13	1	NIL	7	pre-paid meters	31-Jul-13	N/A	Ongoing	Ongoing	Cllr to follow up with Customer Care
	8-Sep-13	1	NIL	10		30-Sep-13	N/A	Forwarded to Customer Care	Follow up with Customer Care	Cllr to follow up with Customer Care
	9-Feb-14	1	NIL	5		28-Feb-14	N/A	Forwarded to Customer Care	Follow up with Customer Care	Cllr to follow up with Customer Care
	18-May-14	1	NIL	7		30-May-14	N/A	Forwarded to Customer Care	Follow up with Customer Care	Cllr to follow up with Customer Care
8	10-Jul-13	1	NIL	8	Renovation / Upgrading of Market Stalls	31-Jul-13	N/A	Forwarded to Customer Care	Follow up with Customer Care	Cllr to follow up with Customer Care
	6-Oct-13	1	NIL	5	Upgrading of Access roads	30-Oct-13	N/A	Forwarded to Customer Care	Follow up with Customer Care	Cllr to follow up with Customer Care
	3-Nov-13	1	NIL	7	Establishment of Community Hall	30-Nov-13	N/A	Forwarded to Customer Care	Follow up with Customer Care	Cllr to follow up with Customer Care
	10-Feb-14	1	NIL	5	Urgent need of Creche, Clinic & Primary	28-Feb-14	N/A	Forwarded to Customer Care	Follow up with Customer Care	Cllr to follow up with Customer Care
	6-Apr-14	1	NIL	5	Mall	30-Apr-14	N/A	Forwarded to Customer Care	Follow up with Customer Care	Cllr to follow up with Customer Care
	11-May-14	1	NIL	5	Sports Facilities	30-May-14	N/A	Forwarded to Customer Care	Follow up with Customer Care	Cllr to follow up with Customer Care
9	3-Jul-13	1	NIL	8	Upgrading of Access roads	31-Jul-13	N/A	Forwarded to Customer Care	Follow up with Customer Care	Cllr to follow up with Customer Care
	1-Aug-13	1	NIL	8	toilets	30-Aug-13	N/A	Forwarded to Customer Care	Follow up with Customer Care	Cllr to follow up with Customer Care
	4-Sep-13	1	NIL	8	vda - housing	30-Sep-13	N/A	Forwarded to Customer Care	Follow up with Customer Care	Cllr to follow up with Customer Care

Table 20 - MANAGER : OFFICE OF THE MUNICIPAL MANAGER / OFFICE OF THE SPEAKER - MSUNDUZI MUNICIPALITY										
Record of Challenges / Complaints / Requests for Services per Ward as per Circular 63 - Municipal Finance Management Act										
2013/2014 Financial Year										
WARD COMMITTEE MEETINGS										
WARD	Date of Meeting	Number of Participating Municipal Councillors	Number of Participating Municipal Administrators	Number of Ward Committee members attending	Challenges / Complaints / Requests for Services received	Date information forwarded to Customer Care / Relevant Department for actioning	Date followed up with Customer Care / Relevant Department	Measures taken to address Challenges / Complaints / Requests for Services received per ward	Status of Challenges / Complaints / Requests for Services received per ward	Dates and manner of feedback given to Councillors to forward to the Ward Committee
	11-Mar-14	1	NIL	7	Access road	31-Mar-14	N/A	Forwarded to Customer Care	Follow up with Customer Care	Cllr to follow up with Customer Care
	3-May-14	1	NIL	4	Construction of roads	31-May-14	N/A	completed	completed	Cllr to follow up with Customer Care
10	11-Jan-14	1	NIL	8	installing sewer pipes	31-Jan-14	N/A	in progress	under way	Cllr to follow up with Customer Care
	27-Feb-14	1	NIL	9	refuse collection	28-Feb-14	N/A	Forwarded to Customer Care	Follow up with Customer Care	Cllr to follow up with Customer Care
	28-May-14	1	NIL	10	crime	31-May-14	N/A	Forwarded to Customer Care	Follow up with Customer Care	Cllr to follow up with Customer Care
	29-May-14	1	NIL	10	retarred of roads	30-May-14	N/A	completed	completed	completed
	2-Jun-14	1	NIL	8	master lights	30-Jun-14	N/A	Forwarded to Customer Care	Follow up with Customer Care	Cllr to follow up with Customer Care
	5-Jun-14	1	NIL	8	unemployment	30-Jun-14	N/A	Forwarded to Customer Care	Follow up with Customer Care	Cllr to follow up with Customer Care
11	16-Sep-13	1	NIL	8	Community Hall	30-Sep-13	N/A	completed	completed	completed
	21-Oct-13	1	NIL	8	tarring of Noshezi road	30-Oct-13	N/A	completed	completed	completed
	18-Nov-13	1	NIL	8	water	30-Nov-13	N/A	Forwarded to Customer Care	Follow up with Customer Care	Cllr to follow up with Customer Care
	21-Jan-14	1	NIL	7	standpipes leaking	31-Jan-14	N/A	Forwarded to Customer Care	Follow up with Customer Care	Cllr to follow up with Customer Care
	10-Feb-14	1	NIL	7	unemployment	28-Feb-14	N/A	Forwarded to Customer Care	Follow up with Customer Care	Cllr to follow up with Customer Care
	2-Jun-14	1	NIL	8	street humps (Makholwa School)	30-Jun-14	N/A	Forwarded to Customer Care	Follow up with Customer Care	Cllr to follow up with Customer Care
12	18-Sep-13	1	NIL	5	fixing of bridge	30-Sep-13	N/A	Forwarded to Customer Care	Follow up with Customer Care	Cllr to follow up with Customer Care
	16-Oct-13	1	NIL	6	refuse removal	31-Oct-13	N/A	Forwarded to Customer Care	Follow up with Customer Care	Cllr to follow up with Customer Care

Table 20 - MANAGER : OFFICE OF THE MUNICIPAL MANAGER / OFFICE OF THE SPEAKER - MSUNDUZI MUNICIPALITY										
Record of Challenges / Complaints / Requests for Services per Ward as per Circular 63 - Municipal Finance Management Act										
2013/2014 Financial Year										
WARD COMMITTEE MEETINGS										
WARD	Date of Meeting	Number of Participating Municipal Councillors	Number of Participating Municipal Administrators	Number of Ward Committee members attending	Challenges / Complaints / Requests for Services received	Date information forwarded to Customer Care / Relevant Department for actioning	Date followed up with Customer Care / Relevant Department	Measures taken to address Challenges / Complaints / Requests for Services received per ward	Status of Challenges / Complaints / Requests for Services received per ward	Dates and manner of feedback given to Councillors to forward to the Ward Committee
	11-Dec-13	1	NIL	8	street lights	31-Dec-13	N/A	Forwarded to Customer Care	Follow up with Customer Care	Cllr to follow up with Customer Care
	21-Dec-13	1	NIL	10	grass cutting	31-Dec-13	N/A	Forwarded to Customer Care	Follow up with Customer Care	Cllr to follow up with Customer Care
	15-Jan-14	1	NIL	9	low cost housing	31-Jan-14	N/A	Forwarded to Customer Care	Follow up with Customer Care	Cllr to follow up with Customer Care
	19-Feb-14	1	NIL	9	water	28-Feb-14	N/A	Forwarded to Customer Care	Follow up with Customer Care	Cllr to follow up with Customer Care
	19-Mar-14	1	NIL	9	street lights	31-Mar-14	N/A	Forwarded to Customer Care	Follow up with Customer Care	Cllr to follow up with Customer Care
	16-Apr-14	1	NIL	10	electricity	30-Apr-14	N/A	Forwarded to Customer Care	Follow up with Customer Care	Cllr to follow up with Customer Care
	14-May-14	1	NIL	8	unemployment	31-May-14	N/A	Forwarded to Customer Care	Follow up with Customer Care	Cllr to follow up with Customer Care
13	23-Sep-13	1	NIL	10	Invasion of land	30-Sep-13	N/A	Forwarded to Customer Care	Follow up with Customer Care	Cllr to follow up with Customer Care
	10-Oct-13	1	NIL	10	Potholes	31-Oct-13	N/A	Forwarded to Customer Care	Follow up with Customer Care	Cllr to follow up with Customer Care
	17-Jan-14	1	NIL	10	Title deeds	31-Jan-14	N/A	Forwarded to Customer Care	Follow up with Customer Care	Cllr to follow up with Customer Care
14	14-Jul-13	1	NIL	10	Revamping of Tomu & Right Roads	31-Jul-13	N/A	Forwarded to Customer Care	Follow up with Customer Care	Cllr to follow up with Customer Care
	4-Aug-13	1	NIL	10	Speed humps	30-Aug-13	N/A	Forwarded to Customer Care	Follow up with Customer Care	Cllr to follow up with Customer Care
	6-Oct-13	1	NIL	10	Crime	30-Oct-13	N/A	Forwarded to Customer Care	Follow up with Customer Care	Cllr to follow up with Customer Care
	3-Nov-13	1	NIL	10	Drugs	30-Nov-13	N/A	Forwarded to Customer Care	Follow up with Customer Care	Cllr to follow up with Customer Care
	19-Jan-14	1	NIL	10	Water	31-Jan-14	N/A	Forwarded to Customer Care	Follow up with Customer Care	Cllr to follow up with Customer Care

Table 20 - MANAGER : OFFICE OF THE MUNICIPAL MANAGER / OFFICE OF THE SPEAKER - MSUNDUZI MUNICIPALITY										
Record of Challenges / Complaints / Requests for Services per Ward as per Circular 63 - Municipal Finance Management Act										
2013/2014 Financial Year										
WARD COMMITTEE MEETINGS										
WARD	Date of Meeting	Number of Participating Municipal Councillors	Number of Participating Municipal Administrators	Number of Ward Committee members attending	Challenges / Complaints / Requests for Services received	Date information forwarded to Customer Care / Relevant Department for actioning	Date followed up with Customer Care / Relevant Department	Measures taken to address Challenges / Complaints / Requests for Services received per ward	Status of Challenges / Complaints / Requests for Services received per ward	Dates and manner of feedback given to Councillors to forward to the Ward Committee
	26-Jan-14	1	NIL	10	Electricity	31-Jan-14	N/A	Forwarded to Customer Care	Follow up with Customer Care	Cllr to follow up with Customer Care
	23-Feb-14	1	NIL	10	Street Lights	28-Feb-14	N/A	Forwarded to Customer Care	Follow up with Customer Care	Cllr to follow up with Customer Care
	9-Mar-14	1	NIL	10	Water Leaks	31-Mar-14	N/A	Forwarded to Customer Care	Follow up with Customer Care	Cllr to follow up with Customer Care
	30-Mar-14	1	NIL	10	Drainage	31-Mar-14	N/A	Forwarded to Customer Care	Follow up with Customer Care	Cllr to follow up with Customer Care
	6-Apr-14	1	NIL	10	Toilets	30-Apr-14	N/A	Forwarded to Customer Care	Follow up with Customer Care	Cllr to follow up with Customer Care
	9-Jun-14	1	NIL	7	Waterborn Sewerage	30-Jun-14	N/A	Forwarded to Customer Care	Follow up with Customer Care	Cllr to follow up with Customer Care
15	11-Oct-13	1	NIL	3	Fedsem-Refuse Removal	30-Oct-13	N/A	Forwarded to Customer Care	Follow up with Customer Care	Cllr to follow up with Customer Care
	28-Oct-13	1	NIL	5	water	30-Oct-13	N/A	Forwarded to Customer Care	Follow up with Customer Care	Cllr to follow up with Customer Care
	4-Feb-14	1	NIL	6	Community Hall - Unit 18	28-Feb-14	N/A	Completed	Completed	Completed
	1-Apr-14	1	NIL	6	Master lights	30-Apr-14	N/A	Forwarded to Customer Care	Follow up with Customer Care	Cllr to follow up with Customer Care
	7-Apr-14	1	NIL	7	Illegal electricity connection	30-Apr-14	N/A	Forwarded to Customer Care	Follow up with Customer Care	Cllr to follow up with Customer Care
16	2-Jul-13	1	NIL	6	Crime	31-Jul-13	N/A	Forwarded to Customer Care	Follow up with Customer Care	Cllr to follow up with Customer Care
	1-Aug-13	1	NIL	8	title deeds	30-Aug-13	N/A	Forwarded to Customer Care	Follow up with Customer Care	Cllr to follow up with Customer Care
	2-Sep-13	1	NIL	5	potholes	30-Sep-13	N/A	Forwarded to Customer Care	Follow up with Customer Care	Cllr to follow up with Customer Care
	1-Oct-13	1	NIL	6	Cable theft	31-Oct-14	N/A	Forwarded to Customer Care	Follow up with Customer Care	Cllr to follow up with Customer Care

Table 20 - MANAGER : OFFICE OF THE MUNICIPAL MANAGER / OFFICE OF THE SPEAKER - MSUNDUZI MUNICIPALITY										
Record of Challenges / Complaints / Requests for Services per Ward as per Circular 63 - Municipal Finance Management Act										
2013/2014 Financial Year										
WARD COMMITTEE MEETINGS										
WARD	Date of Meeting	Number of Participating Municipal Councillors	Number of Participating Municipal Administrators	Number of Ward Committee members attending	Challenges / Complaints / Requests for Services received	Date information forwarded to Customer Care / Relevant Department for actioning	Date followed up with Customer Care / Relevant Department	Measures taken to address Challenges / Complaints / Requests for Services received per ward	Status of Challenges / Complaints / Requests for Services received per ward	Dates and manner of feedback given to Councillors to forward to the Ward Committee
	1-Nov-13	1	NIL	5	drainage	30-Nov-13	N/A	Forwarded to Customer Care	Follow up with Customer Care	Cllr to follow up with Customer Care
	2-Feb-14	1	NIL	5	street light	28-Feb-14	N/A	Forwarded to Customer Care	Follow up with Customer Care	Cllr to follow up with Customer Care
	2-Apr-14	1	NIL	5	stream cleaning	30-Apr-14	N/A	Forwarded to Customer Care	Follow up with Customer Care	Cllr to follow up with Customer Care
	2-Jun-14	1	NIL	9	housing	30-Jun-14	N/A	Forwarded to Customer Care	Follow up with Customer Care	Cllr to follow up with Customer Care
17	11-Aug-13	1	NIL	8	drainage	30-Aug-13	N/A	Forwarded to Customer Care	Follow up with Customer Care	Cllr to follow up with Customer Care
	14-Sep-13	1	NIL	7	potholes	30-Sep-13	N/A	Forwarded to Customer Care	Follow up with Customer Care	Cllr to follow up with Customer Care
	7-Oct-13	1	NIL	10	electicity	31-Oct-13	N/A	Forwarded to Customer Care	Follow up with Customer Care	Cllr to follow up with Customer Care
	16-Feb-14	1	NIL	8	wire houses	28-Feb-14	N/A	Forwarded to Customer Care	Follow up with Customer Care	Cllr to follow up with Customer Care
	18-Jun-14	1	NIL	8	cleaning of walls	30-Jun-14	N/A	Forwarded to Customer Care	Follow up with Customer Care	Cllr to follow up with Customer Care
18	14-Sep-13	1	NIL	6	land invasion	30-Sep-13	N/A	Forwarded to Customer Care	Follow up with Customer Care	Cllr to follow up with Customer Care
	17-Oct-13	1	NIL	6	electricity	30-Oct-13	N/A	Forwarded to Customer Care	Follow up with Customer Care	Cllr to follow up with Customer Care
	6-Dec-13	1	NIL	7	crime	31-Dec-13	N/A	Forwarded to Customer Care	Follow up with Customer Care	Cllr to follow up with Customer Care
	23-Jan-14	1	NIL	4	water	31-Jan-14	N/A	Forwarded to Customer Care	Follow up with Customer Care	Cllr to follow up with Customer Care
	1-Mar-14	1	NIL	5	crime	31-Mar-14	N/A	Forwarded to Customer Care	Follow up with Customer Care	Cllr to follow up with Customer Care
	6-Mar-14	1	NIL	5	street lights	31-Mar-14	N/A	Forwarded to Customer Care	Follow up with Customer Care	Cllr to follow up with Customer Care

Table 20 - MANAGER : OFFICE OF THE MUNICIPAL MANAGER / OFFICE OF THE SPEAKER - MSUNDUZI MUNICIPALITY										
Record of Challenges / Complaints / Requests for Services per Ward as per Circular 63 - Municipal Finance Management Act										
2013/2014 Financial Year										
WARD COMMITTEE MEETINGS										
WARD	Date of Meeting	Number of Participating Municipal Councillors	Number of Participating Municipal Administrators	Number of Ward Committee members attending	Challenges / Complaints / Requests for Services received	Date information forwarded to Customer Care / Relevant Department for actioning	Date followed up with Customer Care / Relevant Department	Measures taken to address Challenges / Complaints / Requests for Services received per ward	Status of Challenges / Complaints / Requests for Services received per ward	Dates and manner of feedback given to Councillors to forward to the Ward Committee
	6-Apr-14	1	NIL	7	illegal dumping	30-Apr-14	N/A	Forwarded to Customer Care	Follow up with Customer Care	Cllr to follow up with Customer Care
	2-Jun-14	1	NIL	6	sewerage	30-Jun-14	N/A	Forwarded to Customer Care	Follow up with Customer Care	Cllr to follow up with Customer Care
19	29-Jul-13	1	NIL	7	water leaking	31-Jul-13	N/A	Forwarded to Customer Care	Follow up with Customer Care	Cllr to follow up with Customer Care
	26-Aug-13	1	NIL	8	speed humps	30-Aug-13	N/A	Forwarded to Customer Care	Follow up with Customer Care	Cllr to follow up with Customer Care
	25-Sep-13	1	NIL	9	street lights	30-Sep-13	N/A	Forwarded to Customer Care	Follow up with Customer Care	Cllr to follow up with Customer Care
	28-Oct-13	1	NIL	7	sport facilities	30-Oct-13	N/A	Forwarded to Customer Care	Follow up with Customer Care	Cllr to follow up with Customer Care
	9-Jan-14	1	NIL	7	potholes	31-Jan-14	N/A	Forwarded to Customer Care	Follow up with Customer Care	Cllr to follow up with Customer Care
	20-Feb-14	1	NIL	5	cleaning of outlets	28-Feb-14	N/A	Forwarded to Customer Care	Follow up with Customer Care	Cllr to follow up with Customer Care
	29-Apr-14	1	NIL	7	crime	30-Apr-14	N/A	Forwarded to Customer Care	Follow up with Customer Care	Cllr to follow up with Customer Care
	28-May-14	1	NIL	6	title deeds	31-May-14	N/A	Forwarded to Customer Care	Follow up with Customer Care	Cllr to follow up with Customer Care
20	27-Sep-13	1	NIL	6	gravel road	30-Sep-13	N/A	Forwarded to Customer Care	Follow up with Customer Care	Cllr to follow up with Customer Care
	2-Jun-14	1	NIL	5	land ownership	30-Jun-14	N/A	Forwarded to Customer Care	Follow up with Customer Care	Cllr to follow up with Customer Care
21	30-Jul-13	1	NIL	7	issue of housing	31-Jul-13	N/A	Forwarded to Customer Care	Follow up with Customer Care	Cllr to follow up with Customer Care
22	No ward Comm. Meetings	No ward Comm. Meetings	No ward Comm. Meetings	No ward Comm. Meetings	No ward Comm. Meetings	No ward Comm. Meetings	No ward Comm. Meetings	No ward Comm. Meetings	No ward Comm. Meetings	No ward Comm. Meetings
23	31-Jul-13	1	NIL	8	Potholes in Transit Area	31-Jul-14	N/A	Forwarded to Customer Care	Follow up with Customer Care	Cllr to follow up with Customer Care

Table 20 - MANAGER : OFFICE OF THE MUNICIPAL MANAGER / OFFICE OF THE SPEAKER - MSUNDUZI MUNICIPALITY										
Record of Challenges / Complaints / Requests for Services per Ward as per Circular 63 - Municipal Finance Management Act										
2013/2014 Financial Year										
WARD COMMITTEE MEETINGS										
WARD	Date of Meeting	Number of Participating Municipal Councillors	Number of Participating Municipal Administrators	Number of Ward Committee members attending	Challenges / Complaints / Requests for Services received	Date information forwarded to Customer Care / Relevant Department for actioning	Date followed up with Customer Care / Relevant Department	Measures taken to address Challenges / Complaints / Requests for Services received per ward	Status of Challenges / Complaints / Requests for Services received per ward	Dates and manner of feedback given to Councillors to forward to the Ward Committee
	8-Sep-13	1	NIL	9	Master Lights	30-Sep-13	N/A	Forwarded to Customer Care	Follow up with Customer Care	Cllr to follow up with Customer Care
	26-Jan-14	1	NIL	8	Renewal of RDA houses	31-Jan-14	N/A	Forwarded to Customer Care	Follow up with Customer Care	Cllr to follow up with Customer Care
	23-Feb-14	1	NIL	6	Drains	28-Feb-14	N/A	Forwarded to Customer Care	Follow up with Customer Care	Cllr to follow up with Customer Care
	23-Mar-14	1	NIL	4	Gravel Maintanance	31-Mar-14	N/A	Forwarded to Customer Care	Follow up with Customer Care	Cllr to follow up with Customer Care
	2-Jun-14	1	NIL	6	Master Lights - in Ashdown	30-Jun-14	N/A	Forwarded to Customer Care	Follow up with Customer Care	Cllr to follow up with Customer Care
	22-Jun-14	1	NIL	6	Crime	30-Jun-14	N/A	Forwarded to Customer Care	Follow up with Customer Care	Cllr to follow up with Customer Care
24	No ward Comm. Meetings	No ward Comm. Meetings	No ward Comm. Meetings	No ward Comm. Meetings	No ward Comm. Meetings	No ward Comm. Meetings	No ward Comm. Meetings	No ward Comm. Meetings	No ward Comm. Meetings	No ward Comm. Meetings
25	17-Jul-13	1	NIL	6	crime	31-Jul-13	N/A	Forwarded to Customer Care	Follow up with Customer Care	Cllr to follow up with Customer Care
	27-Aug-13	1	NIL	7	potholes	30-Aug-13	N/A	Forwarded to Customer Care	Follow up with Customer Care	Cllr to follow up with Customer Care
	15-Oct-13	1	NIL	8	maintance of street lights	30-Oct-13	N/A	Forwarded to Customer Care	Follow up with Customer Care	Cllr to follow up with Customer Care
	26-Nov-13	1	NIL	7	refusal collection on time	31-Mar-14	N/A	Forwarded to Customer Care	Follow up with Customer Care	Cllr to follow up with Customer Care
	4-Mar-14	1	NIL	9	cleaning	31-Mar-14	N/A	Forwarded to Customer Care	Follow up with Customer Care	Cllr to follow up with Customer Care
	13-May-14	1	NIL	6	crime	31-Mar-14	N/A	Forwarded to Customer Care	Follow up with Customer Care	Cllr to follow up with Customer Care
	19-Jun-14	1	NIL	7	crime	30-Jun-14	N/A	Forwarded to Customer Care	Follow up with Customer Care	Cllr to follow up with Customer Care
26	22-Aug-13	1	NIL	9	construction of road - Peaceville	30-Aug-14	N/A	Forwarded to Customer Care	Follow up with Customer Care	Cllr to follow up with Customer Care

Table 20 - MANAGER : OFFICE OF THE MUNICIPAL MANAGER / OFFICE OF THE SPEAKER - MSUNDUZI MUNICIPALITY										
Record of Challenges / Complaints / Requests for Services per Ward as per Circular 63 - Municipal Finance Management Act										
2013/2014 Financial Year										
WARD COMMITTEE MEETINGS										
WARD	Date of Meeting	Number of Participating Municipal Councillors	Number of Participating Municipal Administrators	Number of Ward Committee members attending	Challenges / Complaints / Requests for Services received	Date information forwarded to Customer Care / Relevant Department for actioning	Date followed up with Customer Care / Relevant Department	Measures taken to address Challenges / Complaints / Requests for Services received per ward	Status of Challenges / Complaints / Requests for Services received per ward	Dates and manner of feedback given to Councillors to forward to the Ward Committee
	17-Oct-13	1	NIL	5	maintenance of street lights	30-Aug-13	N/A	Forwarded to Customer Care	Follow up with Customer Care	Cllr to follow up with Customer Care
	23-Jan-14	1	NIL	5	housing	31-Jan-14	N/A	Forwarded to Customer Care	Follow up with Customer Care	Cllr to follow up with Customer Care
	19-Mar-14	1	NIL	4	speed humps	31-Mar-14	N/A	Forwarded to Customer Care	Follow up with Customer Care	Cllr to follow up with Customer Care
	21-May-14	1	NIL	7	crime	31-May-14	N/A	Forwarded to Customer Care	Follow up with Customer Care	Cllr to follow up with Customer Care
27	27-Jul-13	1	NIL	4	illegal tuckshop	31-Jul-13	N/A	Forwarded to Customer Care	Follow up with Customer Care	Cllr to follow up with Customer Care
	22-Aug-13			5	drugs	30-Aug-13	N/A	Forwarded to Customer Care	Follow up with Customer Care	Cllr to follow up with Customer Care
	9-Dec-13	1	NIL	7	valuation roll	31-Dec-13	N/A	Forwarded to Customer Care	Follow up with Customer Care	Cllr to follow up with Customer Care
	12-Mar-14	1	NIL	7	illegal dumping	31-Mar-14	N/A	Forwarded to Customer Care	Follow up with Customer Care	Cllr to follow up with Customer Care
	27-Mar-14	1	NIL	6	water leaks	31-Mar-13	N/A	Forwarded to Customer Care	Follow up with Customer Care	Cllr to follow up with Customer Care
	28-May-14	1	NIL	7	illegal electricity connection	31-May-14	N/A	Forwarded to Customer Care	Follow up with Customer Care	Cllr to follow up with Customer Care
28	7-Aug-13	1	NIL	5	crime	30-Aug-14	N/A	Forwarded to Customer Care	Follow up with Customer Care	Cllr to follow up with Customer Care
	26-Sep-13	1	NIL	9	speed humps	30-Sep-13	N/A	Forwarded to Customer Care	Follow up with Customer Care	Cllr to follow up with Customer Care
	31-Oct-13	1	NIL	6	water meter old	30-Nov-13	N/A	Forwarded to Customer Care	Follow up with Customer Care	Cllr to follow up with Customer Care
	28-Nov-13	1	NIL	7	drainage	30-Nov-13	N/A	Forwarded to Customer Care	Follow up with Customer Care	Cllr to follow up with Customer Care
	26-Feb-14	1	NIL	8	sewerage	28-Feb-14	N/A	Forwarded to Customer Care	Follow up with Customer Care	Cllr to follow up with Customer Care

Table 20 - MANAGER : OFFICE OF THE MUNICIPAL MANAGER / OFFICE OF THE SPEAKER - MSUNDUZI MUNICIPALITY										
Record of Challenges / Complaints / Requests for Services per Ward as per Circular 63 - Municipal Finance Management Act										
2013/2014 Financial Year										
WARD COMMITTEE MEETINGS										
WARD	Date of Meeting	Number of Participating Municipal Councillors	Number of Participating Municipal Administrators	Number of Ward Committee members attending	Challenges / Complaints / Requests for Services received	Date information forwarded to Customer Care / Relevant Department for actioning	Date followed up with Customer Care / Relevant Department	Measures taken to address Challenges / Complaints / Requests for Services received per ward	Status of Challenges / Complaints / Requests for Services received per ward	Dates and manner of feedback given to Councillors to forward to the Ward Committee
	26-Mar-14	1	NIL	7	housing	31-Mar-14	N/A	Forwarded to Customer Care	Follow up with Customer Care	Cllr to follow up with Customer Care
	28-May-14	1	NIL	7	illegal immigrants	31-May-14	N/A	Forwarded to Customer Care	Follow up with Customer Care	Cllr to follow up with Customer Care
	25-Jun-14	1	NIL	5	drugs	30-Jun-14	N/A	Forwarded to Customer Care	Follow up with Customer Care	Cllr to follow up with Customer Care
29	28-Jul-13	1	NIL	5	low cost housing	31-Jul-13	N/A	Forwarded to Customer Care	Follow up with Customer Care	Cllr to follow up with Customer Care
	12-Dec-13	1	NIL	4	housing renovation	31-Dec-13	N/A	Forwarded to Customer Care	Follow up with Customer Care	Cllr to follow up with Customer Care
	6-Feb-14	1	NIL	4	title deeds	28-Feb-14	N/A	Forwarded to Customer Care	Follow up with Customer Care	Cllr to follow up with Customer Care
	25-May-14	1	NIL	5	crime	31-May-14	N/A	Forwarded to Customer Care	Follow up with Customer Care	Cllr to follow up with Customer Care
	15-Jun-14	1	NIL	5	electricity	30-May-14	N/A	Forwarded to Customer Care	Follow up with Customer Care	Cllr to follow up with Customer Care
30	24-Feb-14	1	NIL	5	grass cutting	28-Feb-14	N/A	Forwarded to Customer Care	Follow up with Customer Care	Cllr to follow up with Customer Care
31	16-Jul-13	1	NIL	6	potholes	31-Jul-13	N/A	Forwarded to Customer Care	Follow up with Customer Care	Cllr to follow up with Customer Care
	17-Sep-13	1	NIL	6	street lights	30-Sep-13	N/A	Forwarded to Customer Care	Follow up with Customer Care	Cllr to follow up with Customer Care
	14-Nov-13	1	NIL	7	refuse removal	30-Nov-13	N/A	Forwarded to Customer Care	Follow up with Customer Care	Cllr to follow up with Customer Care
	3-Dec-13	1	NIL	6	illegal dumping	31-Dec-13	N/A	Forwarded to Customer Care	Follow up with Customer Care	Cllr to follow up with Customer Care
	7-Feb-14	1	NIL	4	street light maintanance	28-Feb-14	N/A	Forwarded to Customer Care	Follow up with Customer Care	Cllr to follow up with Customer Care
	3-Apr-14	1	NIL	5	water leaks	30-Apr-14	N/A	Forwarded to Customer Care	Follow up with Customer Care	Cllr to follow up with Customer Care

Table 20 - MANAGER : OFFICE OF THE MUNICIPAL MANAGER / OFFICE OF THE SPEAKER - MSUNDUZI MUNICIPALITY										
Record of Challenges / Complaints / Requests for Services per Ward as per Circular 63 - Municipal Finance Management Act										
2013/2014 Financial Year										
WARD COMMITTEE MEETINGS										
WARD	Date of Meeting	Number of Participating Municipal Councillors	Number of Participating Municipal Administrators	Number of Ward Committee members attending	Challenges / Complaints / Requests for Services received	Date information forwarded to Customer Care / Relevant Department for actioning	Date followed up with Customer Care / Relevant Department	Measures taken to address Challenges / Complaints / Requests for Services received per ward	Status of Challenges / Complaints / Requests for Services received per ward	Dates and manner of feedback given to Councillors to forward to the Ward Committee
	14-May-14	1	NIL	4	speed humps	31-May-14	N/A	Forwarded to Customer Care	Follow up with Customer Care	Cllr to follow up with Customer Care
	17-Jun-14	1	NIL	6	illegal racing	30-Jun-14	N/A	Forwarded to Customer Care	Follow up with Customer Care	Cllr to follow up with Customer Care
32	23-Jul-13	1	NIL	7	crime	31-Jul-13	N/A	Forwarded to Customer Care	Follow up with Customer Care	Cllr to follow up with Customer Care
	27-Aug-13	1	NIL	7	water	30-Aug-13	N/A	Forwarded to Customer Care	Follow up with Customer Care	Cllr to follow up with Customer Care
	25-Sep-13	1	NIL	7	electricity	30-Sep-13	N/A	Forwarded to Customer Care	Follow up with Customer Care	Cllr to follow up with Customer Care
	29-Oct-13	1	NIL	6	street lights	30-Oct-13	N/A	Forwarded to Customer Care	Follow up with Customer Care	Cllr to follow up with Customer Care
	26-Nov-13	1	NIL	10	cutting of trees	30-Nov-13	N/A	Forwarded to Customer Care	Follow up with Customer Care	Cllr to follow up with Customer Care
	3-Dec-13	1	NIL	5	street light maintanance	31-Dec-13	N/A	Forwarded to Customer Care	Follow up with Customer Care	Cllr to follow up with Customer Care
	28-Jan-14	1	NIL	10	housing	31-Jan-14	N/A	Forwarded to Customer Care	Follow up with Customer Care	Cllr to follow up with Customer Care
	25-Feb-14	1	NIL	10	drugs	28-Feb-14	N/A	Forwarded to Customer Care	Follow up with Customer Care	Cllr to follow up with Customer Care
	25-Mar-14	1	NIL	10	speed humps	31-Mar-14	N/A	Forwarded to Customer Care	Follow up with Customer Care	Cllr to follow up with Customer Care
	29-Apr-14	1	NIL	9	illegal racing	30-Apr-14	N/A	Forwarded to Customer Care	Follow up with Customer Care	Cllr to follow up with Customer Care
	27-May-14	1	NIL	9	indigent	30-Apr-14		Forwarded to Customer Care	Follow up with Customer Care	Cllr to follow up with Customer Care
	24-Jun-14	1	NIL	9	drainage	30-Jun-14	N/A	Forwarded to Customer Care	Follow up with Customer Care	Cllr to follow up with Customer Care
33	23-Jul-13	1	NIL	6	illegal dumping	31-Jul-13	N/A	Forwarded to Customer Care	Follow up with Customer Care	Cllr to follow up with Customer Care

Table 20 - MANAGER : OFFICE OF THE MUNICIPAL MANAGER / OFFICE OF THE SPEAKER - MSUNDUZI MUNICIPALITY										
Record of Challenges / Complaints / Requests for Services per Ward as per Circular 63 - Municipal Finance Management Act										
2013/2014 Financial Year										
WARD COMMITTEE MEETINGS										
WARD	Date of Meeting	Number of Participating Municipal Councillors	Number of Participating Municipal Administrators	Number of Ward Committee members attending	Challenges / Complaints / Requests for Services received	Date information forwarded to Customer Care / Relevant Department for actioning	Date followed up with Customer Care / Relevant Department	Measures taken to address Challenges / Complaints / Requests for Services received per ward	Status of Challenges / Complaints / Requests for Services received per ward	Dates and manner of feedback given to Councillors to forward to the Ward Committee
	13-Aug-13	1	NIL	7	housing	30-Aug-13	N/A	Forwarded to Customer Care	Follow up with Customer Care	Cllr to follow up with Customer Care
	10-Sep-13	1	NIL	8	illegal comnnection of electricity	30-Sep-13	N/A	Forwarded to Customer Care	Follow up with Customer Care	Cllr to follow up with Customer Care
	8-Oct-13	1	NIL	8	water	30-Oct-13	N/A	Forwarded to Customer Care	Follow up with Customer Care	Cllr to follow up with Customer Care
	19-Nov-13	1	NIL	6	crime	30-Nov-13	N/A	Forwarded to Customer Care	Follow up with Customer Care	Cllr to follow up with Customer Care
	10-Dec-13	1	NIL	7	potholes	31-Dec-13	N/A	Forwarded to Customer Care	Follow up with Customer Care	Cllr to follow up with Customer Care
	6-Feb-14	1	NIL	6	drainage	28-Feb-14	N/A	Forwarded to Customer Care	Follow up with Customer Care	Cllr to follow up with Customer Care
	6-Mar-14	1	NIL	6	street lights maintance	31-Mar-14	N/A	Forwarded to Customer Care	Follow up with Customer Care	Cllr to follow up with Customer Care
	3-Apr-14	1	NIL	6	refusal collection	30-Apr-14	N/A	Forwarded to Customer Care	Follow up with Customer Care	Cllr to follow up with Customer Care
	15-May-14	1	NIL	5	toilet problem	31-May-14		Forwarded to Customer Care	Follow up with Customer Care	Cllr to follow up with Customer Care
	5-Jun-14	1	NIL	8	illegal day care (creche)	30-Jun-14	N/A	Forwarded to Customer Care	Follow up with Customer Care	Cllr to follow up with Customer Care
34	6-Sep-13	1	NIL	8	housing	30-Sep-13	N/A	Forwarded to Customer Care	Follow up with Customer Care	Cllr to follow up with Customer Care
	27-Oct-13	1	NIL	8	maintanance of pool	30-Oct-13	N/A	Forwarded to Customer Care	Follow up with Customer Care	Cllr to follow up with Customer Care
	1-Dec-13	1	NIL	7	RDP houses	31-Dec-13	N/A	Forwarded to Customer Care	Follow up with Customer Care	Cllr to follow up with Customer Care
	26-Jan-14	1	NIL	9	grant/pension - SASSA	31-Jan-14	N/A	Forwarded to Customer Care	Follow up with Customer Care	Cllr to follow up with Customer Care
	6-Apr-14	1	NIL	6	ROAD MARKINGS	30-Apr-14	N/A	Forwarded to Customer Care	Follow up with Customer Care	Cllr to follow up with Customer Care

Table 20 - MANAGER : OFFICE OF THE MUNICIPAL MANAGER / OFFICE OF THE SPEAKER - MSUNDUZI MUNICIPALITY										
Record of Challenges / Complaints / Requests for Services per Ward as per Circular 63 - Municipal Finance Management Act										
2013/2014 Financial Year										
WARD COMMITTEE MEETINGS										
WARD	Date of Meeting	Number of Participating Municipal Councillors	Number of Participating Municipal Administrators	Number of Ward Committee members attending	Challenges / Complaints / Requests for Services received	Date information forwarded to Customer Care / Relevant Department for actioning	Date followed up with Customer Care / Relevant Department	Measures taken to address Challenges / Complaints / Requests for Services received per ward	Status of Challenges / Complaints / Requests for Services received per ward	Dates and manner of feedback given to Councillors to forward to the Ward Committee
	8-Jun-14	1	NIL	6	Access road - Thembalihle area	30-Jun-14	N/A	Forwarded to Customer Care	Follow up with Customer Care	Cllr to follow up with Customer Care
35	20-Jul-13	1	NIL	7	pre paid meters	31-Jul-13	N/A	Forwarded to Customer Care	Follow up with Customer Care	Cllr to follow up with Customer Care
	18-Aug-13	1	NIL	8	title deeds	30-Aug-13	N/A	Forwarded to Customer Care	Follow up with Customer Care	Cllr to follow up with Customer Care
	11-Sep-13	1	NIL	8	street lights	30-Sep-13	N/A	Forwarded to Customer Care	Follow up with Customer Care	Cllr to follow up with Customer Care
	27-Nov-13	1	NIL	6	street humps	30-Nov-13	N/A	Forwarded to Customer Care	Follow up with Customer Care	Cllr to follow up with Customer Care
	19-Jan-14	1	NIL	7	illegal dumping	31-Jan-14	N/A	Forwarded to Customer Care	Follow up with Customer Care	Cllr to follow up with Customer Care
	16-Feb-14	1	NIL	7	refusal collection	28-Feb-14	N/A	Forwarded to Customer Care	Follow up with Customer Care	Cllr to follow up with Customer Care
	16-Mar-14	1	NIL	5	unemployment	31-Mar-14	N/A	Forwarded to Customer Care	Follow up with Customer Care	Cllr to follow up with Customer Care
	28-Apr-14	1	NIL	8	cleaning of stream	30-Apr-14	N/A	Forwarded to Customer Care	Follow up with Customer Care	Cllr to follow up with Customer Care
	20-May-14	1	NIL	7	Air Pollution- Ill-ovo	31-May-14	N/A	Forwarded to Customer Care	Follow up with Customer Care	Cllr to follow up with Customer Care
	3-Jun-14	1	NIL	7	crime	30-Jun-14	N/A	Forwarded to Customer Care	Follow up with Customer Care	Cllr to follow up with Customer Care
36	7-Oct-13	1	NIL	5	cutting of grass	30-Oct-13	N/A	Forwarded to Customer Care	Follow up with Customer Care	Cllr to follow up with Customer Care
	9-Dec-13	1	NIL	4	cutting of trees	31-Dec-13	N/A	Forwarded to Customer Care	Follow up with Customer Care	Cllr to follow up with Customer Care
	3-Feb-14	1	NIL	4	electricity	28-Feb-14	N/A	Forwarded to Customer Care	Follow up with Customer Care	Cllr to follow up with Customer Care
	7-Apr-14	1	NIL	4	street lights	30-Apr-14	N/A	Forwarded to Customer Care	Follow up with Customer Care	Cllr to follow up with Customer Care

Table 20 - MANAGER : OFFICE OF THE MUNICIPAL MANAGER / OFFICE OF THE SPEAKER - MSUNDUZI MUNICIPALITY										
Record of Challenges / Complaints / Requests for Services per Ward as per Circular 63 - Municipal Finance Management Act										
2013/2014 Financial Year										
WARD COMMITTEE MEETINGS										
WARD	Date of Meeting	Number of Participating Municipal Councillors	Number of Participating Municipal Administrators	Number of Ward Committee members attending	Challenges / Complaints / Requests for Services received	Date information forwarded to Customer Care / Relevant Department for actioning	Date followed up with Customer Care / Relevant Department	Measures taken to address Challenges / Complaints / Requests for Services received per ward	Status of Challenges / Complaints / Requests for Services received per ward	Dates and manner of feedback given to Councillors to forward to the Ward Committee
	2-Jun-14	1	NIL	7	potholes	30-Jun-14	N/A	Forwarded to Customer Care	Follow up with Customer Care	Cllr to follow up with Customer Care
37	18-Jul-13	1	NIL	8	RDP houses - SACA Area	31-Jul-13	N/A	Forwarded to Customer Care	Follow up with Customer Care	Cllr to follow up with Customer Care
	15-Aug-13	1	NIL	8	illegal connection of electricity - SACCA/Tamboville	30-Aug-13	N/A	Forwarded to Customer Care	Follow up with Customer Care	Cllr to follow up with Customer Care
	12-Sep-13	1	NIL	5	water	30-Sep-13	N/A	Forwarded to Customer Care	Follow up with Customer Care	Cllr to follow up with Customer Care
	17-Oct-13	1	NIL	6	electricity	30-Oct-13	N/A	Forwarded to Customer Care	Follow up with Customer Care	Cllr to follow up with Customer Care
	14-Nov-13	1	NIL	7	illegal connection of water	30-Nov-13	N/A	Forwarded to Customer Care	Follow up with Customer Care	Cllr to follow up with Customer Care
	13-Mar-14	1	NIL	9	toilets	31-Mar-14	N/A	Forwarded to Customer Care	Follow up with Customer Care	Cllr to follow up with Customer Care
	10-Apr-14	1	NIL	9	refusal connection	30-Apr-14	N/A	Forwarded to Customer Care	Follow up with Customer Care	Cllr to follow up with Customer Care
	19-Jun-14	1	NIL	8	crime	30-Jun-14	N/A	Forwarded to Customer Care	Follow up with Customer Care	Cllr to follow up with Customer Care

COMMENT ON THE EFFECTIVENESS OF THE PUBLIC MEETINGS HELD:

The Municipality and Communities alike benefited from the meetings mentioned above as through the consultative processes, brainstorming occurred and ward committees imparted their advice to the Councillor who in turn did so to council. Council then took these recommendations forward by using certain aspects in terms of the Municipal Turnaround Strategy. Requests are being dealt with in a systematic manner with council having taken a decision to open a fully-fledged call centre to take calls from community members where there are issues of service delivery.

2.5 IDP PARTICIPATION AND ALIGNMENT

TABLE 21: IDP Participation and Alignment Criteria*	Yes/No
Does the municipality have impact, outcome, input, output indicators?	Yes
Does the IDP have priorities, objectives, KPIs, development strategies?	Yes
Does the IDP have multi-year targets?	Yes
Are the above aligned and can they calculate into a score?	Yes
Does the budget align directly to the KPIs in the strategic plan?	Yes
Do the IDP KPIs align to the Section 57 Managers	Yes
Do the IDP KPIs lead to functional area KPIs as per the SDBIP?	Yes
Were the indicators communicated to the public?	Yes
Were the four quarter aligned reports submitted within stipulated time frames? (SDBIP)	Yes
*Section 26 Municipal Systems Act 2000	

COMPONENT D: CORPORATE GOVERNANCE

OVERVIEW OF CORPORATE GOVERNANCE

Corporate Governance at Msunduzi Municipality entails Risk Management, Anti-Corruption and Fraud and Supply Chain Management which is unpacked below.

2.6 RISK MANAGEMENT

RISK MANAGEMENT

Section 62(1)(c)(i) of the Municipal Finance Management Act, Act 53 of 2003 requires the Accounting Officer to establish and maintain effective, efficient & transparent systems of risk management. The Msunduzi Municipality risk management philosophy is informed by the constitutional imperatives. The preamble of our constitution and Chapter 2 of the Constitution deals extensively with the Bill of Rights. The Constitution describes one of the values of founding provisions as; Human dignity, the achievement of quality and the advancement of human rights and freedoms. Section 3 of the Constitution further states that all citizens are equally entitled to the rights, privileges and benefits of citizenship.

- The values that are enshrined in the Constitution and the Bill of Right are relevant to risk management.
- The Msunduzi Municipality is aware that no organization is functioning in a risk-free environment and as a public institution it is susceptible to risks associated with the fulfilling of our constitutional mandate.

The Msunduzi Municipality is committed to achieve its vision as set out in its Integrated Development Plan (IDP) document as well as its vision 2030 City Development Strategy and to contribute towards building a "better life for all" through the blue print National Development Plan. Msunduzi therefore consider risk management as an integral part of its strategy and operations and as a management tool to assist in achieving our service delivery objectives.

To effectively manage risks to the achievement of the municipality's objectives provides managers with a systematic way to make responsible, coherent and informed decisions and enables them to achieve improved outputs and outcomes. A structured approach to the management of risks also enhances and encourages the identification of greater opportunities for continuous improvement through innovation.

In most of the public sector organisations "risk management" is viewed as a stand-alone activity that requires special skills and resources and adds to an already cumbersome workload. Msunduzi prefer to talk about managing risks, rather than "risk management" and incorporates risk management principles into its everyday management processes.

Risk Management Practices requires the Accounting Officer to manage the strategic and operational risks of the municipality. The Msunduzi risk management system provides for mitigating strategies and control activities against the risks within the municipality from unacceptable likelihood and impact.

The municipality's risk management system identifies strategic and operational risks and assigns responsibility to appropriate officials within the municipality. The Audit Committee's role in relation to risk is to provide an oversight role and advise Council.

The municipality has a Risk Management Committee in place that meets on quarterly basis and is made of the Deputy Municipal Managers. The Risk Management Committee has its terms of reference.

Risk register is updated on regular basis and as the municipality embarks on new initiatives and programmes any emerging risks that could have a negative impact on the municipality's ability to achieve its strategic objectives.

The Council is ultimately responsible for risk management supremacy with Exco and Audit Committee playing a very crucial oversight role as a function that is delegated to them and legislated. The status of strategic and operational risks are reported and monitored on regular basis by Internal Audit Unit and Risk Management Committee who give feed back to the Accounting Officer and Audit Committee.

The following are the top five significant risks that are facing the municipality. The municipality is fully aware of the root causes and has been able to put in place mitigating strategies within the SDBIP for 2013/14 which goes to outer year of the MTERF.

Risk	Root Causes	Mitigation Strategies by management
Loss of life	• Conductors/Cable faults on secondary network • Primary infrastructure ageing • Obsolete switchgears • illegal connections • old substation buildings • theft of infrastructure components	• Conducting conditional assessment on the MV network & prepare a plan for replacement/ refreshment of obsolete infrastructure assets. • Programmes in place to replace old infrastructure with new infrastructure, refurbishment & replace copper conductors with aluminium, installation of new switchgear (Network Upgrade). • Accelerate electrification of informal settlements areas. • Continuous campaigns to uproot illegal connections. • New strategy has been approved by Council & is being implemented
Electricity losses	• Conductors/Cable faults on secondary network • Primary infrastructure ageing • Obsolete switchgears • illegal connections • old substation buildings • theft of infrastructure components • Low society moral fiber and crime rate	• Conducting conditional assessment on the MV network & prepare a plan for replacement/ refreshment of obsolete infrastructure assets. • Programmes in place to replace old infrastructure with new infrastructure, refurbishment & replace copper conductors with aluminium, installation of new switchgear (Network Upgrade). • Accelerate electrification of informal settlements areas • Continuous campaigns to uproot illegal connections. • New strategy has been approved by Council & is being implemented
Shortage of burial space which could result on Msunduzi community not able to do burials of their families & loves ones.	• Lack of pro-active long-term planning in the past for the burial services.	• Land has been identified at Hollingwood for new cemeteries, but has not been used as the community wishes to see simultaneous housing development. • Engage in a process of identification of another new land for new cemeteries to take the municipality to 2030. • Advertise & award a contract to commission two new cremators inclusive of maintenance of the cremators.
Huge debtor's book & low collection rate which impends solvency & liquidity of the municipal finances & going concern or sustainability of the municipal operations	• High rate of unemployment. • Lack of vigorous strategy to collect & data cleansing.	• Data cleansing will be undertaken. • Despite financial a constraint which is an impediment, a strategy will be developed to deal with huge debtor's book & vigorous collection. • The filling of critical posts in finance has been prioritized. • Daily cash flow monitoring will reflect early warning signals.

CITY OF CHOICE
PIETERMARITZBURG
MSUNDUZI

Risk	Root Causes	Mitigation Strategies by management
Loss of data from the server	• Lack of business continuity plan • Lack of effective backups of information on offsite (external) server (hot) to safeguard data. • Hacking	• Develop & implement business continuity plan including ICT disaster recovery plan. • Implement ICT Governance Strategy.

2.7 ANTI-CORRUPTION AND FRAUD

FRAUD AND ANTI-CORRUPTION STRATEGY

The Municipal Council reviewed, amended and adopted a policy on anti-fraud & corruption on 24 April 2013. The intention was to cultivate a philosophy; that the entire municipality will fight fraud and corruption as a team and the Policy is set at a high level to cover the worst-case scenario. The Policy seeks to exemplify the following:

- Provision of a focal point and allocation of responsibility, accountability and authority;
- Serves as a conceptual, analytical, planning and review tool;
- Provides a common understanding of what constitutes fraud and corruption that needs to be communicated throughout the Municipal Council;
- Raises vigilance, which means that staff, management and councilors need to be actively involved on an ongoing basis in preventing, detecting and investigating fraud and corruption;
- Uncover the facts which refer to the processes and skills required to manage allegations of fraud and corruption;
- Deterring fraud and corruption, which refers to the processes required in ensuring disciplinary, criminal action and civil recovery are instigated as appropriate, pursuing heavy penalties and advising staff of the outcome; and
- Presents the key elements required for effective prevention of fraud and corruption and represent the approach of Msunduzi Municipality to managing risk of fraud and corruption.

The policy draws its legal mandate from Chapter 2 of the Constitution which deals extensively with the Bill of Rights. The following sections under the Bill of Right are relevant to the obligations of the Constitution versus management of risks including the risk of fraud and corruption. The Constitution describes one of the values of the founding provisions as; Human dignity, the improvement of the quality of life of all citizens and to free the potential of each person. Section 195 of the Constitution provides normative basic values and principles for public administration, including the following:

- A high standard of professional ethics must be promoted and maintained.
- Efficient, economic and effective use of resources must be promoted.
- People's needs must be responded to, and the public must be encouraged to participate in policy-making.
- Public administration must be accountable.

The anti-fraud and corruption policy is further supported by a Whistle Blowing Policy which was also adopted on the same date as the above policy. The following informed the development of the Whistle Blowing Policy:

- When an employee or a councillor or a member of the public realize something is not right within the municipality, they may not want to express their concerns because they feel that doing so would be disloyal to their colleagues or to the municipality and they may also hold back in fear, for example fear of harassment or even victimization. In these circumstances it may be easier to often ignore the situation than report especially when it may just be a suspicion of Ethical misconduct.

- Msunduzi Municipality is committed to its Code of Conduct and has the expectation that where its employees and stakeholders believe that either Msunduzi Municipality or its stakeholders aren't abiding by the Code of Conduct, they should come forward and voice a breach of the code or their concerns.

- This policy specifically provides clarity to all Msunduzi Municipal Employees, Councillors and Suppliers that they can without fear of victimization, subsequent discrimination or disadvantage raise breaches of the Msunduzi Municipality Code of Conduct, Municipal Structures Act, Municipal Systems Act, Municipal Finance Management Act, Supply Chain Management Regulations. The policy further encourages that rather than ignoring a situation or concern, that employees and suppliers alike use the Presidential Fraud Hotline to either confidentially or anonymously report the breach or concern. The party making the call can be assured that wherever practical, and subject to any legal constraints, investigations will proceed on a confidential basis.

The Whistle Blowing Policy:

- is intended to encourage employees, councillors and members of public to feel confident in raising breaches, concerns or disclosing of information relating to fraud and corruption or irregular and or criminal activity in work place in a responsible manner without fear of victimisation;
- is to ensure the whistleblowers that they will be protected from possible reprisals or victimization if the disclosure was made in good faith;
- strive to create a culture which will facilitate the eradication of criminal and other irregular conduct within the municipality;
- provides venues and guidelines for employees, councillors and members of public to disclose information relating to fraud and corruption or irregular and or criminal activity in work place rather than overlooking a problem or blowing the whistle to inappropriate channels; and

CITY OF CHOICE
PIETERMARITZBURG
MSUNDUZI

- reaffirms the commitment of the Msunduzi Municipality to the Protected Disclosures Act, Act 26 of 2000 came into effect on 16 February 2001.

To give effect to the above policies the Full Council adopted an anti-fraud and corruption strategy which is supported by a matrix of activities and assigns responsibility.

The community has played a pivotal role in reporting unethical behaviour, theft of fuel, electricity, cables, fraud, corruption and other gross irregularities allegedly taking place within the municipality and we thank all of them because as a municipality we cannot identify all these immoral behaviour alone. Without the activism of the citizens of Msunduzi to protect their rates and tax monies which they work very hard for, the municipality will be a lone voice against the scourge of fraud, corruption, theft and other gross irregularities which has become an impediment against service delivery. The following are the statistics on cases that emanated from investigations done during the administration, incidents reported by the members of the community officials and uncovered by our Internal Audit Unit in the past four years:

The unit has engaged in a dialogue with the law enforcement agencies and offered suggestions and requested for their support in fighting this scourge. A closer cooperation between law enforcement agencies and Internal Audit Unit and anti-Fraud and Corruption monitoring mechanisms has been established. Its Forensic Investigation sub-unit conduct investigations on allegations of Fraud and Corruption, high levels of theft, other serious irregularities. It is supported by various experts that has been acquired by the Municipality in the form of Certified Fraud Examiners, Digital Forensic Examiners, Disputed Document Handwriting and Fingerprints, Quantity Surveyors and Engineers

Whistleblowing Hotline facility that is free, including all other forms of reporting with the exception of an short massages system (sms) which cost only R1.50 and uses all eleven (11) official languages of the country, accessible in 24/7 and 365 days a year has opened an opportunity to members of the society in Msunduzi and the entire South Africa to call, email, fax, post or visit www.tip-off.com website anonymously and free of charge. We distributed brochures and placed posters with information in all strategic places where members of the public and employees to know all what would be needed when them to call the whistleblowing hotline.

The municipality has been dealing with matters relating to fraud and corruption within the municipality. There are criminal investigations that are going ahead and other matters are with the National Prosecuting Authority. There were several cases of misconduct which have been finalised and some are on-going.

New allegations of fraud or corruption and other irregularities are currently under investigation and those that are finalised are being referred to either South African Police Services or Legal Unit for formulation of misconduct charges and setting up disciplinary enquiries tribunals. As alluded to under risk management mitigating strategy in respect of fraud and corruption, an intensive conflict of interest identification review has been finalised which will result in a number anti-fraud & corruption initiative.

A total number of twenty three (23) allegations were uncovered and reported to the municipality in 2014 period ranging from Fraud, Corruption, Theft and other Serious Irregularities. The value in terms of losses to the municipality of these cases is R 2 621 000.00. This amount excludes vehicle abuse and theft of time which was uncovered during the forensic investigations. Of the twenty three (23) only seventeen (17) were completed and six (6) are in progress.

The unit also uncovered a scam of fraud and Theft of fuel which involves millions of rand and the investigation is in progress. A short term solution has been implemented and a positive feedback has been received and the value of savings to be derived once the stringent long term measures as approved by the Executive Committee are fully implemented are estimated to be R 12 million per annum.

Two (2) cases which were uncovered and investigated in 2012/13 were referred to Legal Services the process of civil recovery through the High Court and they relate fraud on the transfer/sale of the 39 Houses at Imbali and Prepaid Electricity.

These matters have been discussed with SAPS and have been registered for criminal investigations.

Of the twenty three (23) cases, fourteen (14) matters have been registered with the South African Police Services (SAPS) for criminal investigation and prosecution. One arrest was made by the SAPS in the week ending 25 July 2014 and other arrests are imminent.

2.8 SUPPLY CHAIN MANAGEMENT

OVERVIEW OF SUPPLY CHAIN MANAGEMENT (SCM)

1.1 The Msunduzi Municipality's Supply Chain Management unit is a support function for all business units within the council to ensure provision of efficient, transparent, fair, equitable and cost effective procurement services hence assisting the business units to implement their service delivery priorities.

1.2 The supply chain management policy for the year 2013/2014 was adopted by Council in 30 May 2014 in term of SCM Regulation 3 (1) (a) and implemented immediately thereafter, this was the fifth review since 2005. The main change made to the policy was to bring it in line with the structure of the SCM regulations.

CITY OF CHOICE
PIETERMARITZBURG
MSUNDUZI

1.3 An SCM implementation plan was developed and implemented throughout the year and quarterly reports on implementation were submitted to Council.

1.4 In terms of the MFMA SCM regulations, the SCM policy of the municipality must provide for a system of demand, acquisition, logistics, disposal, risk and performance management, and the current policy has been aligned to provide for that. The following is a brief overview of the processes that have been established and implemented within the Supply Chain Management system.

1.4.1 Demand management

The Procurement Plan defines the Supply Chain Management needs of the organization, aligned to the municipality's IDP, Budget and Departmental SDBIP. The plan is for a minimum of one year but aligned to the IDP three year period, this is especially critical in the case of capital projects requiring the issuing of bids for multiyear projects, as well as in order to obtain cost savings through longer term goods and service contracts (limited to a three-year period in terms of the MFMA)

The main objective of the plan is to assist the service delivery business units to achieve their service delivery mandates and to meet their service delivery requirements without any SCM processes delays and this forms the integral component of the entire process to ensure effective, efficient and economical SCM processes.

The preferential policy objectives were identified at a global level hence during the 2013/2014 financial year a procurement plan was established and implemented.

1.4.2 Acquisition Management

Thresholds as per section 12 of the SCM regulations has been set and complied with throughout the year. A thorough review of the bid documentation was done to ensure full compliance with circular 25 and the latest SCM regulations and to ensure full compliance with circular 25 for the 2013/2014 financial year.

Proper delegations and sub delegations as per the SCM policy were established and implemented by the accounting officer the bid committees were appointed for the implementation of the acquisition management system in terms of section 79 or 106 of the Municipal Finance Management Act, including those delegated to the accounting officer in terms of SCM Regulation 4(1) and SCM Regulation 5.

Bid committee structures were established and implemented in accordance with section 27, 28 and 29 of the Supply Chain Management regulations, Details of SCM committees during 2013/2014 financial year:

Bid Specification committee

- Mr Vinesh Govender Chairperson (SCM Unit)
- Mr Asogan Pillay (SCM Unit)
- Mr Bheki Sosibo (ISF unit)
- Mr Sipho Nxumalo (Finance)
- Mr Thabani Madlala (Electricity)

Bid Evaluation Committee

- Mr Vinay Monhalal Chairperson (SCM unit)
- Mr Sthembiso Mbimbi (ISF unit)
- Mr Billy Paton (CS unit)
- Mr Sifiso Khoza (Finance)
- Mrs. Lindelwa Mhlomi (ISF unit)
- Mr Kass Thaver Ex-officio member (Legal)

Bid Adjudication Committee

- Mrs N Ngcobo Chairperson (Finance Unit)
- Ms Mosa Molapo (Corporate Services Unit)
- Ms Dudu Ndlovu Gambu (SCM unit)
- Ms B Zulu (Community Services Unit)
- Mr E Nomnganga (ISF Unit)
- Dr. R Ngcobo (Economic Development Unit)
- Mrs. Madeleine Jackson Plaatjies (MM's office)
- Mr Johan Van Der Mewer Ex officio Member (Legal)

Asset Disposal Committee

- Ms Dhevika Anthony (Asset Management)
- Mr. Mthandeni Ngcobo (Fleet Management)
- Mr. Lungisani Kunene (Area Based management)
- Mr Xolile Ngebulana (ICT)
- Mr Chazile Ndlovu (Real Estate and Valuations)
- Barbara Morton (Legal)

CITY OF CHOICE
PIETERMARITZBURG
MSUNDUZI

1.4.3 Logistics management

An effective system of logistics management has been established. The continuous interrogation of inventories and improvements on systems and processes has yielded positive results in that there is a progressive reduction of stock holdings. Graph in Figure 1 illustrates the purchases patterns against the Issues for the year 2013/2014. Part of logistics management is to establish and implement appropriate standards of internal control and warehouse management to ensure that goods placed in stores are secure and only used for the purpose for which they were purchased; regular checking of stock; and monitoring and review of the supply vendor performance to ensure compliance with specifications and contract conditions for particular goods or services.

Part of the responsibilities of logistic management is to safeguard and maintain stock; Camera systems have been installed and this will greatly help in minimizing some of the losses that are associated with stock theft.

The Stores purchases for the financial year 13/14 are higher than previous financial year 12/13 by 117% increase; however, the Stores issues have also increased by 156% between the two previous years. The demand for the material has grown as result of the various Water and Electricity projects that are underway. There is a proper management of inventory and an ongoing liaising with end user sector departments on inventory holdings and have been able to utilize slow moving stock to good advantage

Fig 1. The Graph indicates purchases vs issues over the 4 year period.

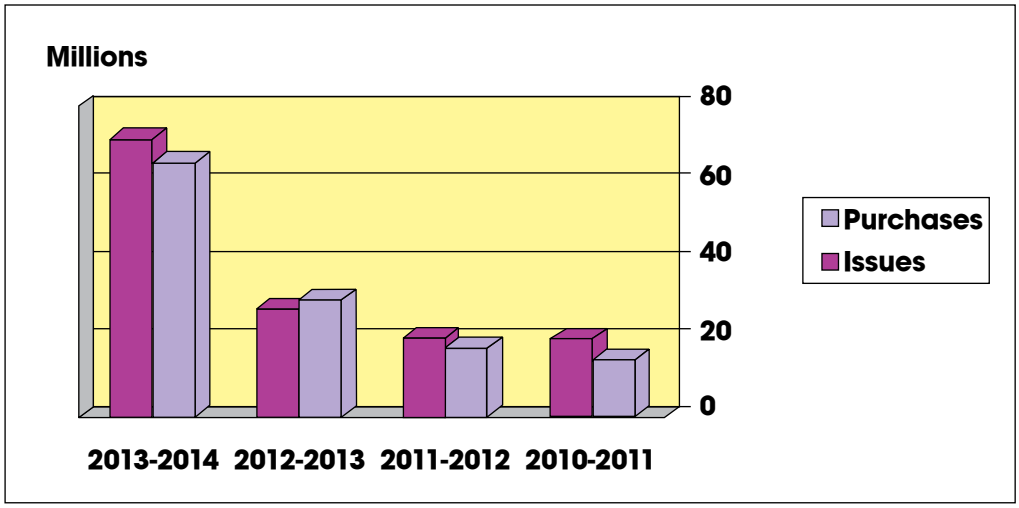

Fin Yr	2010-2011	2011-2012	2012-2013	2013-2014
Purchases	R14 660,161	R17 983,504	R30 175,593	R65 485,516
Stores Issues	20 032 451	20 448 250	27 869 348	71 421 721

The fuel management have seen a drastic increase on both purchases as well as the issue of liters of fuel as compared with the previous financial year 12/13. The actual for the year 2013/2014 have seen increases against the budget over the last year amounts to R 28 410.655 as compare to R21 709,000 the previous year 2012/2013.

In the year 13/14 the actual purchases rose by 41% when comparing with the budget for the same year. One of the contributing factor is the high prices increase of fuel; the new acquisition of fleet has also added to the high issuing of fuel. The other factor could be as a result of theft of fuel.

Council is investing on the acquisition of a new computerized fuel management system that will monitor all the transaction of fuel. This computer system will assists Msunduzi Municipality with the following control measures:

- Secure fuelling environment
- Controls pumps
- Minimum or no human intervention
- Fuel volume reduction
- Maximum accuracy
- Improved fuelling efficiency
- Reduced admin resources
- Inaccurate transaction information

CITY OF CHOICE
PIETERMARITZBURG
MSUNDUZI

Fig 2 FUEL MANAGEMENT BUDGET VS ACTUAL

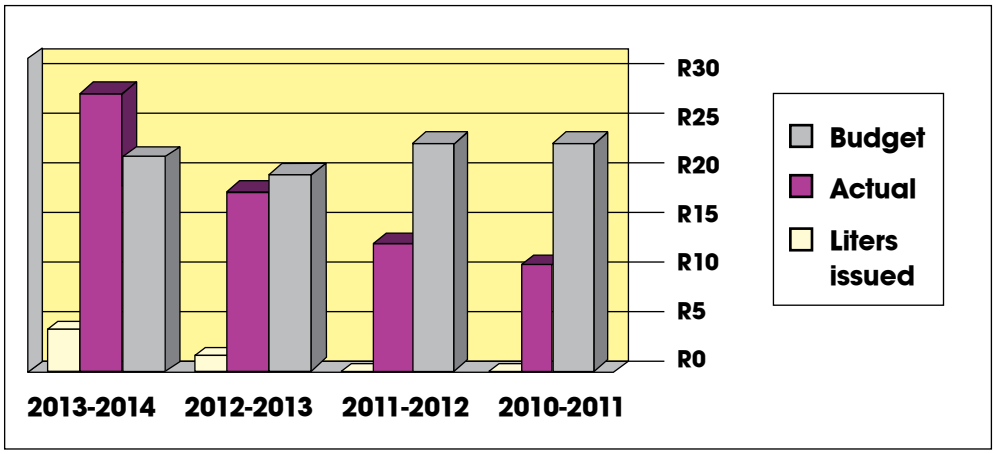

Fin Yr	2010-2011	2011-2012	2012-2013	2013-2014
Budget	R24 000,000	R24 000,000	R20 500,000	R21 709,000
Actual	R13 397,861	R18 219,722	R20 124,046	R28 410,655
Liters Issued	0.00	0.00	1 150 676	2 865 391

Disposal management

An effective system of disposal management has been established and detailed processes developed to ensure compliance with section 40 of the SCM regulations.

Disposal Committee was also established during the 2011/2012 financial year.

1.4.4 Risk Management

The monitoring tool was established during 2011/2012 and the implementation commenced in 01 April 2012. The contracts are being monitored on monthly basis and reported to Council as per section 116 of the MFMA. Also measures are now being put in place to ensure identification, consideration and avoidance of potential risks in the supply chain management system in accordance with section 41 of the SCM regulations. The supply chain management operational risk register was established and is in place.

1.4.5 Performance Management

A SCM policy and procedures database that ensures compliance and monitoring of compliance with the SCM regulations and processes has been developed and implemented. The database enforces the accountability to all individuals involved in SCM and to ensure that SCM processes are independently monitored to ensure that the SCM policy is followed and desired objectives are achieved.

1.5 Training of SCM Practitioners and Bid Committees

SCM Management, SCM practitioners were all trained during 2013/2014 as per SCM Regulation 8 in accordance with Treasury guidelines on supply chain training to meet the competency level required for supply chain practitioners. Further training is being provided over a period of two years that consist of 20 modules.

Skills programme	SAQA ID #	NQF level	# of credits
General conditionof contract			2 ECSA
MFMA		6	
CIBD workshop			

1.6 A thorough review of all SCM contracts was conducted during the year 2013/2014 to identify contracts have reached or about to reach their expiry period and some of them were advertised, some were awarded and others are in the process of being advertised.

1.7 12 Monthly reports on tenders awarded were submitted during the year 2013/2014 financial year. Three hundred and forty six (346) requests procure were received by Supply Chain Management, two hundred and eighty seven (287) requests were finalized and awarded, one hundred and ninety two (192) awards were made to Pietermaritzburg service providers and or Suppliers, twenty seven (27) tenders were cancelled for various reasons, twenty nine (29) are still within the tender process, three (3) objections were received and were resolved; and There was no court interdict received.

1.8 Deviations and urgent, emergency acquisitions
Four quarterly reports were submitted during the 2013/2014 financial year the expenditure of such acquisitions amounted to R13 884 809.98

2.9 BYLAWS

A BRIEF OVERVIEW OF THE DEVELOPMENT OF BYLAWS DURING THE 2013/2014 FINANCIAL YEAR:

In a constitutional state, bylaws play a crucial role in delineating clear rules for those bound by it. The Municipality commenced a review of all of its bylaws to re-evaluate these in the light of the dictates of the Constitution. Five bylaws were reviewed in 2013/2014.

Table 21 - BY-LAWS INTRODUCED DURING 2013/2014

Newly Developed	Revised	Public Participation adopted prior to adoption of By-laws (Yes/No)	Dates of Public Participation	By-laws gazetted (Yes/No)	Date of Publication
Public Open Spaces Bylaws	-	Yes	21 January 2014 to 5 February 2014	Yes	24 June 2014
-	Advertising and Signs Bylaws	Yes	21 January 2014 to 5 February 2014	Yes	24 June 2014
-	Market Bylaws	Yes	21 January 2014 to 5 February 2014	Yes	24 June 2014
-	Water Services Bylaws	Yes	21 January 2014 to 5 February 2014	Yes	24 June 2014
-	Bylaws Relating to Fire Prevention and Flammable Liquids and Substances	Yes	21 January 2014 to 5 February 2014	Yes	24 June 2014

COMMENT ON BYLAWS

A number of other bylaws have been identified for review during 2014/2015. Once complete, the Municipality will be in the position to embark on the other requirements for good governance, namely enforcement.

2.10 WEBSITES

INTRODUCTION TO THE MUNICIPAL WEBSITE

For Legislative Compliance, various Business Units are expected to furnish relevant information for publishing on the Msunduzi Website however some of the information is provided before deadlines. Information is updated almost daily and is accessible within a few hours depending on the content. Internet bandwidth on the LAN is not very reliable therefore uploads onto the Msunduzi Website is very slow. Although 3G Data Connectivity is available the speed is not consistent and also affects uploads and test downloads. However Msunduzi always strives and publishes the necessary information on the Msunduzi Website.

Table 22 - MUNICIPAL WEBSITE : CONTENT AND CURRENCY OF MATERIAL 2013/2014

Documents published on the Municipality's / Entity's Website	Yes/No	Publishing Date	Description
Current annual and adjustments budgets and all budget-related documents	Yes	2013-04-09	2013/2014 TO 2015/2016 MEDIUM TERM REVENUE AND EXPENDITURE FORECASTS
		2013-04-24	Annual Budgets and MTREF & Supporting Tables
		2013-05-31	UPDATED 2013/2014 BUDGET
		2014-02-10	Mid-Year Budget & Performance Assessment Report - 2013/2014
All current budget-related policies			See Above
The previous annual report (2012/13)	Yes	2014-01-30	Annual Report 2012/2013
		2014-03-28	Annual Report 2012/2013 - Final After Oversight Process

CITY OF CHOICE
PIETERMARITZBURG
MSUNDUZI

Table 22 - MUNICIPAL WEBSITE : CONTENT AND CURRENCY OF MATERIAL 2013/2014			
Documents published on the Municipality's / Entity's Website	Yes/No	Publishing Date	Description
The annual report (2013/14) published/to be published	To be published	January & March 2014	Annual report 13/14 is to be produced in the 14/15 financial year
All current performance agreements required in terms of section 57(1)(b) of the Municipal Systems Act (2013/14) and resulting scorecards	Yes	2013-07-22	N/A
All service delivery agreements (2013/14)	No	N/A	Not Provided
All long-term borrowing contracts (2013/14)	No	N/A	Not Provided
All supply chain management contracts above a prescribed value (give value) for (2013/14)	Yes	Between:2013-11-27 and 2014-07-22	SCM must provide values
An information statement containing a list of assets over a prescribed value that have been disposed of in terms of section 14 (2) or (4) during (2013/14)	No	N/A	Not Provided
Contracts agreed in (2013/14)to which subsection (1) of section 33 apply, subject to subsection (3) of that section	No	N/A	Not Provided
Public-private partnership agreements referred to in section 120 made in (2013/14)	No	N/A	Not Provided

Note: Not provided indicates the respective business units have not provided the necessary information to be uploaded to the website. In the 14/15 financial year we will try to ensure this information is uploaded on the website.

COMMENT MUNICIPAL WEBSITE CONTENT AND ACCESS:

Information is uploaded almost daily. This is done by logging onto the website. Publishing dates are indicated below the information or download. The Public can access information on www.msunduzi.gov.za 24hrs a day. By viewing some information on respective pages whereas other information is available as downloads viz. PDFs (Readable with Acrobat Reader). Information not up to date, it is usually due to respective Units not providing them timeously or not at all. Most information provided is uploaded and available within a few hours; however Internet bandwidth, LAN or 3G is not always reliable.

2.11 PUBLIC SATISFACTION ON MUNICIPAL SERVICES

PUBLIC SATISFACTION LEVELS

The municipality currently does not have any mechanisms in place to measure the level of customer satisfaction. Plans are currently underway in terms of conducting annual customer satisfaction surveys and periodic quality of life surveys.

CHAPTER 3 – SERVICE DELIVERY PERFORMANCE

A	Table of Abbreviations	3
	Introduction	89
	High level summary of performance for the 2013/2014 financial year (SDBIP & OP)	90
	Measures taken to improve performance in the 2013/2014 financial year	92
SECTION ONE:		
1	**COMPONENT: A BASIC SERVICES**	**96**
1.1	Water Services	96
1.2	Sanitation Services	104
1.3	Electricity	107
1.4	Waste Management	111
1.5	Waste Management – Landfill site	114
1.6	Housing	115
1.7	Indigents (Free Basic Services)	119
2	**COMPONENT: B ROAD TRANSPORT**	**120**
2.1	Roads	120
2.2	Transportation Planning	123
2.3	Stormwater Drainage	125
2.4	Fleet Management	126
3	**COMPONENT C: PLANNING & DEVELOPMENT**	**128**
3.1	Planning	128
3.2	Local Economic Development	129
3.3	Airport Services	132
3.4	Building Control & Signage	134
3.5	Market Services	136
4	**COMPONENT D: COMMUNITY & SOCIAL SERVICES**	**138**
4.1	Libraries	138
4.2	Art Gallery	139
4.3	Theatres & Halls	141
4.4	Cemeteries & Crematoria	142
5	**COMPONENT E: ENVIRONMENTAL PROTECTION**	**143**
5.1	Environmental Health	143
5.2	Bio-Diversity & Landscape	146
6	**COMPONENT F: SECURITY & SAFETY**	**147**
6.1	Traffic & Public Safety	147
6.2	Fire	149
6.3	Disaster Management	151
7	**COMPONENT G: SPORT & RECREATION**	**152**
7.1	Sport & Recreation	152
8	**COMPONENT H: CORPORATE POLICY OFFICES**	**154**
8.1	Council and Executive Support	154
8.2	Financial Services	156
8.3	Human Resources Services	160
8.4	Information & Communication Technology Services	162
8.5	Legal Services	167
8.6	Supply Chain Management	169
8.7	Internal Audit	196
9	**COMPONENT I: ORGANIZATIONAL DEVELOPMENT PERFORMANCE**	**201**
10	**COMPONENT J: FINANCIAL PERFORMANCE**	**212**

CITY OF CHOICE
PIETERMARITZBURG
MSUNDUZI

TITLE

SECTION 2:

ANNUAL REPORT ON THE SERVICE DELIVERY & BUDGET IMPLEMENTATION PLAN & OPERATIONAL PLAN 2013/2014 FINANCIAL YEAR

Annexure 1 - SERVICE DELIVERY & BUDGET IMPLEMENTATION PLAN 2013/2014
Annexure 1 A – MONTHLY PROJECTION OF REVENUE BY EACH SOURCE
Annexure 1 B – MONTHLY PROJECTION OF REVENUE COLLECTED EACH VOTE
Annexure 1 C – MONTHLY PROJECTION OF OPERATIONAL EXPENDITURE BY VOTE
Annexure 1 D – MONTHLY PROJECTION OF CAPITAL EXPENDITURE BY VOTE
Annexure 1 E – REGULATED PERFORMANCE INDICATORS
Annexure 1 E 1 – NATIONAL TREASURY INDICATORS
Annexure 1 F – CORPORATE BUSINESS UNIT
Annexure 1 G – COMMUNITY SERVICES
Annexure 1 H – INFRASTRUCTURE SERVICES
Annexure 1 I – ECONOMIC DEVELOPMENT

Annexure 2 - OPERATIONAL PLAN 2013/2014
Annexure 2 A – CORPORATE BUSINESS UNIT
Annexure 2 B – FINANCE BUSINESS UNIT
Annexure 2 C – INFRASTRUCTURE SERVICES
Annexure 2 D – CORPORATE SERVICES

CITY OF CHOICE
PIETERMARITZBURG
MSUNDUZI

INTRODUCTION:

The Annual Performance Report (APR) is a legislative requirement which prescribes that the report must be submitted to the Auditor General by the 31st August annually. The Annual Performance Report, amongst other documents, will form part of the consolidated Annual Report of the Municipality which must be submitted to Council by the end of January on an annual basis.

The Annual Performance Report 2013/2014 of the Msunduzi Municipality is divided into two (2) broad categories as follows:

- SECTION ONE: FUNCTIONAL AREA SERVICE DELIVERY REPORTING PER BUSINESS UNIT.
- SECTION TWO: ANNUAL REPORT OF THE SERVICE DELIVERY AND BUDGET IMPLEMENTATION PLAN 2013/2014 & ANNUAL REPORT OF THE OPERATIONAL PLAN 2013/2014

During the 2013/2014 financial year, Msunduzi Municipality developed as part of the reporting process on the SDBIP, a process for reporting against pre-determined objectives and Key Performance Indicators (KPI's) that are contained in the approved Service Delivery and Budget Implementation Plan (SDBIP). The process is based on a colour-coded dashboard that serves as an early-warning indicator of under / zero performance. Monthly and Quarterly reports, based on the colour-coded dashboard were submitted to Council with applicable recommendations that were adopted. These reports and Council resolutions are available for inspection on request.

During the 2013/2014 financial year, Msunduzi Municipality had a full team of S57 employees being the Municipal Manager and five Deputy Municipal Managers up and until the Deputy Municipal Manager: Infrastructure Services resigned. The vacancy was then filled by an Acting incumbent. All S57 managers (appointed or acting) signed performance agreements for the financial year. The Individual Performance Management System (IPMS) was cascaded a level further to the level of S58 – Process Managers. All Process Managers signed performance agreements as well. During the 2013/2014 financial year individual quarterly assessments were conducted for both S57 & 58 managers. The Evaluation panels to assess the Municipal Manager and Manager's reporting directly to the Municipal Manager were constituted.

In the 2013/2014 financial year institutional arrangements have been put in place in order to ensure the implementation of an Organizational Performance Management System (OPMS) as per legislative requirements and also to enable meaningful and informed monitoring and evaluation. It is hoped that as OPMS becomes institutionalized within the municipality and part of our everyday business, that Managers, Councillors and the Community alike will use it as tool to monitor the services that are being delivered by the municipality thereby increasing the accountability and transparent role of local government.

During the Strategic Planning Process for the 2013/2014 financial year a management resolution was taken to differentiate between service delivery indicators that have a direct impact on the community and those that are operational, support and auxiliary services. In this regard for the 2013/2014 financial year the SDBIP has been developed to focus on the service delivery indicators and the Operational Plan 2013/2014 has been developed to focus on operational, support and auxiliary services.

The SDBIP 2013/2014 contains Public Participation Units (Office of the Speaker, Office of the Mayor), Community Services Units (Area Based Management, Health and Social Services, Community Development (Parks, Waste Management, Halls, Libraries and Art Gallery) and Public Safety Enforcement and Disaster Management), Infrastructure Services Units (Water and Sanitation, Roads and Stormwater, Electricity and the Landfill Site) and Economic Development Units (Local Economic Development, Infrastructure Planning and Survey and Town Planning and Environmental Management). Also included are the Legislated Performance Indicators as regulated by the National and Provincial Departments of Cooperative Governance and Traditional Affairs (CoGTA).

All other units provide operational, support and auxiliary services to the Municipality and have been placed on the Operational Plan 2013/2014. The Operational Plan 2013/2014 contains the Corporate Business Units (Internal Audit, Marketing and Communication, Integrated Development Plan and Performance Management System), Finance Business Units (Budget and Treasury, Revenue Management, Expenditure Management and Supply Chain Management), Infrastructure Services Units (Fleet Management and Project Management Unit) and Corporate Services Units (Legal Services, Information Communication Technology, Sound Governance and Human Resources).
HIGH LEVEL PERFORMANCE OF THE MUNICIPALITY FOR THE 2013/2014 FINANCIAL YEAR

The graphical representations below illustrate the summary of high level performance of the municipality for the 2013/2014 financial year, as per the colour-coded dashboard.

	TOTAL PROJECTS	**KEY**
	1 NIL ACHIEVED	
	2 TARGET PARTIALLY MET	
	3 TARGET MET	
	4 TARGET EXCEEDED	
	5 TARGET EXCEEDED BY 100 %	
	NOT APPLICABLE	

CITY OF CHOICE
PIETERMARITZBURG
MSUNDUZI

There were a total of 159 Key performance indicators on the SDBIP 2013/2014, 83 being operating projects and 76 being capital projects. There were a total of 112 Key performance indicators on the Operational Plan for 2013/2014.

SDBIP GRAPHICAL REPRESENTATION OF PERFORMANCE: OPERATING PROJECTS

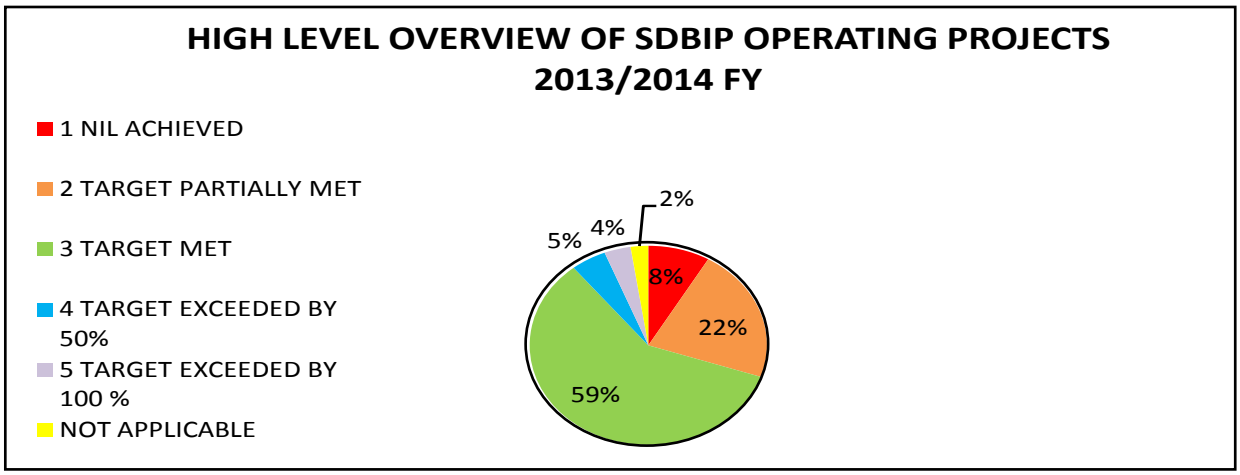

- A total of 83 Operating Projects were reported on the SDBIP for the ANNUAL PROGRESS REPORT 2013/2014 financial year
- 8.43% of the projects were reported as having Nil Achievements for the ANNUAL PROGRESS REPORT 2013/2014 financial year
- 21.68% of the projects were reported as having been partially met for the ANNUAL PROGRESS REPORT 2013/2014
- 59.03% of the projects were reported as having been met for the ANNUAL PROGRESS REPORT 2013/2014 financial year
- 4.81% of the projects were reported as having exceeded the target for the PROGRESS REPORT 2013/2014
- 3.61% of the projects were reported as having exceeded the target by 100% for the ANNUAL PROGRESS REPORT 2013/2014
- 2.40% of the projects were reported as not applicable due to not having any targets set for the ANNUAL PROGRESS 2013/2014

SDBIP GRAPHICAL REPRESENTATION OF PERFORMANCE: CAPITAL PROJECTS

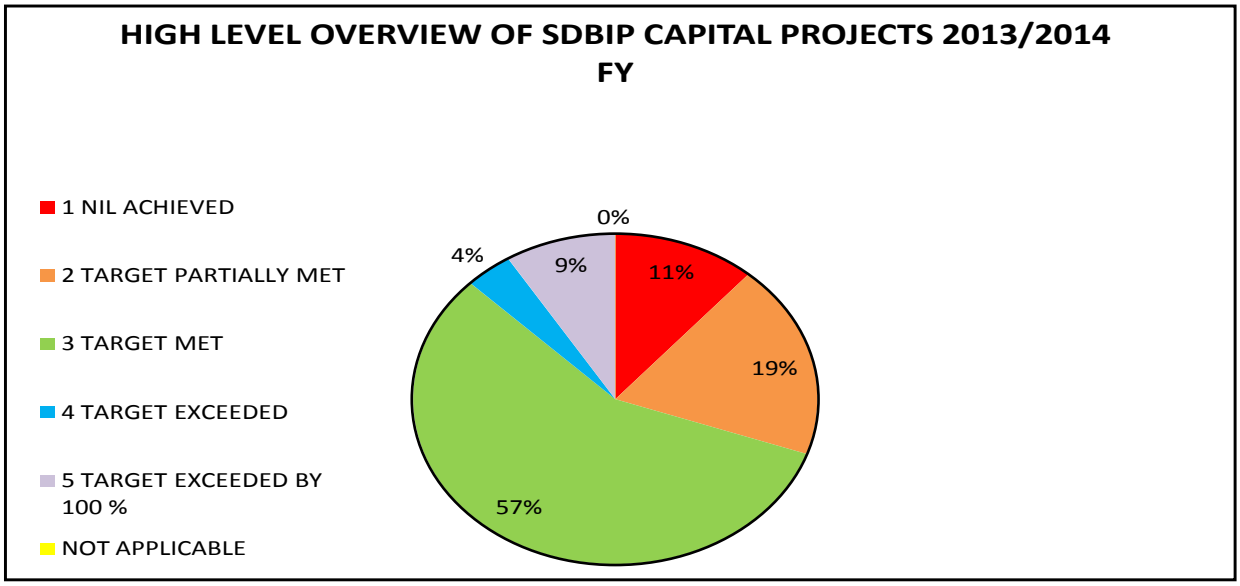

- A total of 76 Capital Projects were reported on the SDBIP for the ANNUAL PROGRESS REPORT 2013/2014 financial year
- 11.39% of the projects were reported as having Nil Achievements for the ANNUAL PROGRESS REPORT 2013/2014
- 18.98% of the projects were reported as having been partially met for the ANNUAL PROGRESS REPORT 2013/2014
- 56.96% of the projects were reported as having been met for ANNUAL PROGRESS REPORT 2013/2014 financial year
- 3.79% of the projects were reported as having exceeded the target for the ANNUAL PROGRESS REPORT 2013/2014
- 8.86% of the projects were reported as having exceeded the target by 100% for the ANNUAL PROGRESS REPORT 2013/2014
- 0% of the projects were reported as not applicable due to not having any targets set for the ANNUAL PROGRESS REPORT 2013/2014

CITY OF CHOICE
PIETERMARITZBURG
MSUNDUZI

OPERATIONAL PLAN GRAPHICAL REPRESENTATION OF PERFORMANCE: ALL PROJECTS

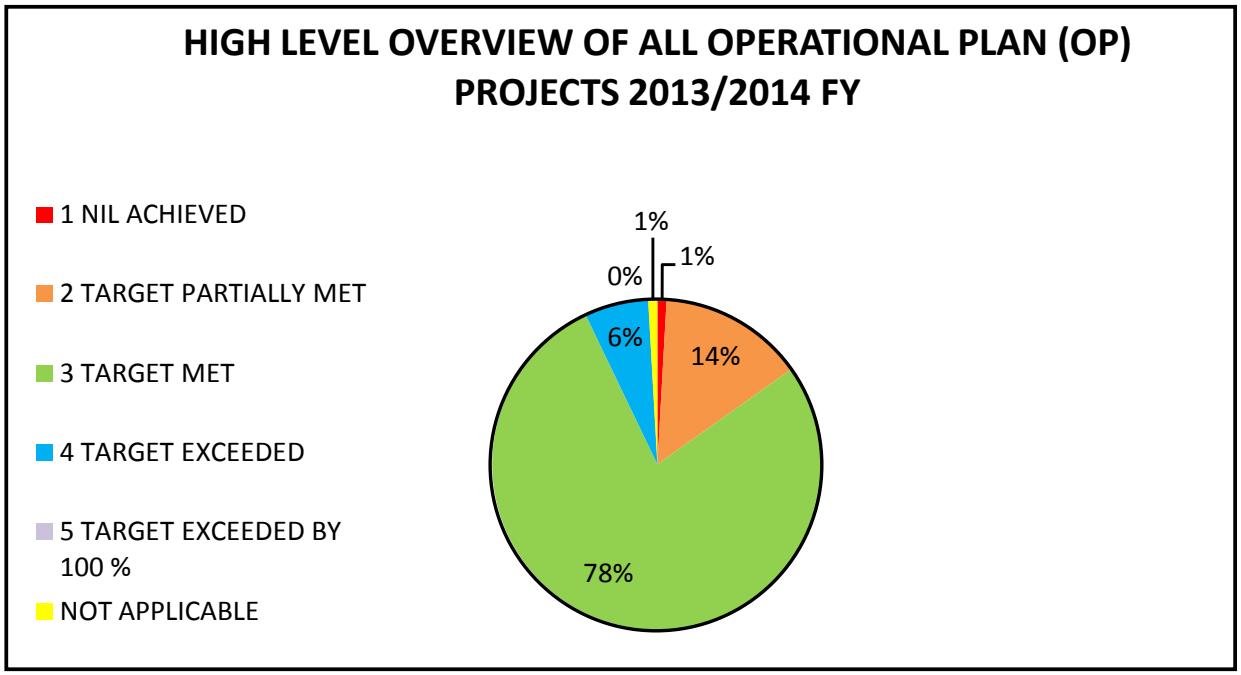

- A total of 112 Projects were reported on the Operational Plan for the ANNUAL PROGRESS REPORT 2013/2014 financial year
- 0.89% of the projects were reported as having Nil Achievements for the ANNUAL PROGRESS REPORT 2013/2014 financial year
- 14.28% of the projects were reported as having been partially met for the ANNUAL PROGRESS REPORT 2013/2014 financial year
- 77.67% of the projects were reported as having been met for the ANNUAL PROGRESS REPORT 2013/2014 financial year
- 6.25% of the projects were reported as having exceeded the target for the ANNUAL PROGRESS REPORT 2013/2014 financial year
- 0% of the projects were reported as having exceeded the target by 100% for the ANNUAL PROGRESS REPORT 2013/2014
- 0.89% of the projects were reported as not applicable due to not having any targets set for the ANNUAL PROGRESS REPORT 2013/2014

CITY OF CHOICE
PIETERMARITZBURG
MSUNDUZI

MEASURES UNDERTAKEN AS PER S46 OF THE MUNICIPAL SYSTEMS ACT TO IMPROVE PERFORMANCE

During the 2013/2014 financial year a number of measures were undertaken as per S46 of the Municipal Systems Act to improve the overall performance of the Municipality in order to ensure that Msunduzi Municipality is moving towards a clean audit on Performance Management and Information. The measures undertaken where as a result of the Auditor Generals findings of previous financial years in respect of SMARTNESS of indicators, linkage of indicators between the Integrated Development Plan (IDP) and the Service Delivery & Budget Implementation Plan (SDBIP), poor quality Portfolios of Evidence & inaccurate reporting against quarterly and annual targets set at the beginning of the financial year. Refer to table below.

THE FOLLOWING TABLE AIMS TO DESCRIBE THE MEASURES UNDERTAKEN TO IMPROVE PERFORMANCE:

Table 23 - MEASURES TAKEN TO IMPROVE PERFORMANCE IN THE 2013/2014 FINANCIAL YEAR

NUMBER	DEPARTMENT RESPONSIBLE	PERSON RESPONSIBLE	ACTION TAKEN	STATUS	REASON FOR DEVIATION	CORRECTIVE MEASURE
1	Office of the Municipal Manager	Ms. Madeleine Jackson Plaatjies & All Deputy Municipal Managers	As per the resolution of the Municipal Public Accounts Committee (MPAC) all Deputy Municipal Managers were required to sign Memo's indicating they reviewed the SDBIP 13/14 FY and it complies with the SMART Principle, that reports will be forwarded to the portfolio committees and that the targets in the SDBIP fits in with the National and Provincial Development Goals.	Completed	N/A	N/A
2	Office of the Municipal Manager	Mr. MA. Nkosi (MM)	Management took a decision to separate the functions of the Organization whereby only Service Delivery & Public Participation functions & projects that were budgeted for would be placed on the SDBIP, all other auxiliary functions and projects would be placed on an Operational Plan.	Completed	N/A	N/A
3	Internal Audit	Mr. PJ. Mahlaba	At the approval of the SDBIP 2013/14 by the Mayor, the Office of the Municipal Manager forwarded both the SDBIP & OP 13/14 to the Internal Audit unit for an audit on SMARTNESS and Alignment to the IDP. Internal Audit conducted and Audit and presented the findings.	Completed	N/A	N/A
4	Office of the Municipal Manager	Ms. Madeleine Jackson Plaatjies	Upon completion of the Audit of the SDBIP & OP by Internal Audit, the Office of the MM then conducted a review of the SDBIP in order to rectify the findings presented. KPIs that were not SMART were reviewed and made SMART; KPIs that were not aligned to the IDP were re-aligned. A report on the completed review was prepared and submitted to the Strategic Management Committee (SMC) for approval and finally to the FULL COUNCIL for approval and noting.	Completed	N/A	N/A
5	Office of the Municipal Manager	Mr. MA. Nkosi (MM)	Upon the Auditor General releasing their report on the Audit Opinion for the Municipality, the Municipal Manager set up the Controls Transformation Steering Committee which meets bi-weekly to deal with the Auditors Queries. In preparation for the meetings and Action Plan is initially created and reviewed as progress is made in order to fully resolve all queries. The Audit Action Plan contains queries for both financial and non-financial activities including performance management queries.	Completed	N/A	N/A

Table 23 - MEASURES TAKEN TO IMPROVE PERFORMANCE IN THE 2013/2014 FINANCIAL YEAR						
NUMBER	DEPARTMENT RESPONSIBLE	PERSON RESPONSIBLE	ACTION TAKEN	STATUS	REASON FOR DEVIATION	CORRECTIVE MEASURE
6	Office of the Municipal Manager	Mr. MA. Nkosi (MM)	The Municipal Systems Act makes provision that the municipality must on a quarterly basis prepare a quarterly report on the SDBIP performance. Management took a decision to go a step further and have monthly meetings to discuss the progress made towards achieving targets on the SDBIP & OP. Meetings are held once a month. Reports on the SDBIP & OP are presented to the Operational Management Committee which is constituted of the Municipal Manager, Deputy Municipal Managers, Process Managers and all Managers reporting directly to the Municipal Manager. At the meetings monthly or quarterly reports are discussed in-depth before onwards transmission to the relevant portfolio committees.	Completed	N/A	N/A
7	Office of the Municipal Manager	Ms. Madeleine Jackson Plaatjies	Reports discussed at the OMC monthly meetings are presented by the Office of the Municipal Manager at Portfolio Committees, Executive Committee, Full Council, the Municipal Public Accounts Committee and the Audit Committee.	Completed	N/A	N/A
8	Office of the Municipal Manager	Ms. Madeleine Jackson Plaatjies	Review of the Organizational Performance Management Framework and the Individual Performance Management Policy was conducted and submitted to the Strategic Management Committee for approval on the 22nd of July 2013. The policies have been forwarded to the portfolio committee and Local Labour Forum. A workshop was conducted for Union members as well. Awaiting the Local Labour Forum approval for onwards transmission to the Executive Committee and Full Council.	In Progress	Local Labour still to approve the policies	Local Labour to approve the policies and/or respond with queries
9	Office of the Municipal Manager	Ms. Madeleine Jackson Plaatjies	Management took a decision that Individual Performance Management would be cascaded to level 3 employees until such time the organization was ready to go to the next levels and finally all employees. The Municipal Manager, Deputy Municipal Managers, Process Managers and all Managers reporting directly to the Municipal Manager x 32 signed Performance Agreements which included, personal development plans, the code of conduct, financial declarations of private interests as well as workplans. Systems Act says that all section 56/57 Managers Performance agreements must be made public within 14 days after the approval of the SDBIP by the Mayor. This was completed through the Publishing of the MM & DMMs performance agreements on the municipal website. Copies of the signed performance agreements were also forwarded to CoGTA as per circular 1 of 2014.	Completed	N/A	N/A

Table 23 - MEASURES TAKEN TO IMPROVE PERFORMANCE IN THE 2013/2014 FINANCIAL YEAR

NUMBER	DEPARTMENT RESPONSIBLE	PERSON RESPONSIBLE	ACTION TAKEN	STATUS	REASON FOR DEVIATION	CORRECTIVE MEASURE
10	Office of the Municipal Manager	Ms. Madeleine Jackson Plaat-jies	In line with the Individual Performance Management System policy, after the completion of a quarter Performance Assessments of all Managers up to level 3 are conducted by the Office of the Municipal Manager. Quarters 1 & 2 assessments were conducted. Quarters 3 and 4 are still to be conducted. After assessments are concluded a report is prepared and submitted to Internal Audit to conduct an audit of the scoring in line with the presented Portfolios of Evidence.	In Progress	Due to the National Elections taking place, the evalua-tion panel to conduct the assessments for the Munic-ipal Manager and Deputy Municipal Managers were not available	Evaluation panel mem-bers to be informed of the dates of assessments and the as-sessments to be conduct-ed.
11	Office of the Municipal Manager	Ms. Madeleine Jackson Plaat-jies	A report in terms of the Municipal Systems Act on the appointment of Evaluation Panel members was developed and presented to the SMC, Corporate Services Portfolio Committee and the Executive Committee. Members were appointed and informed via written communication from the Office of the Municipal Manager.	Completed	N/A	N/A

Table 23 - MEASURES TAKEN TO IMPROVE PERFORMANCE IN THE 2013/2014 FINANCIAL YEAR						
NUMBER	DEPARTMENT RESPONSIBLE	PERSON RESPONSIBLE	ACTION TAKEN	STATUS	REASON FOR DEVIATION	CORRECTIVE MEASURE
12	Internal Audit	Mr. PJ. Mahlaba	After the performance assessments are conducted and the SDBIP & OP quarterly reports are completed, they are forwarded to the Internal Audit Unit. The Internal Audit unit then Performs an audit on the results presented in the respective documents. Reports on the IA findings are produced and submitted to Management for comments.	In Progress	The audit assignments were conducted by an external service provider on behalf of IA as they have a serious staffing shortage. Internal Audit was not satisfied with the Output reports and has sent them back to the service provider.	IA to fastrack and manage the Reponses from the service provider.
13	Office of the Municipal Manager	Mr. MA. Nkosi (MM)	During the OMC, the Municipal Manager noted there was a slow pace on municipal expenditure on MIG funding & Grants. As a result it was resolved compulsory weekly meetings with all Deputy Municipal Managers will take place. The meetings looked at possible ways of fast-tracking expenditure on MIG funding & Grants.	In Progress	N/A	N/A
14	Office of the Municipal Manager	Mr. MA. Nkosi (MM)	Msunduzi Municipality continues to implement a dashboard for performance management. In the reporting templates of the SDBIP & OP a graphical summary is included and on each sub-units reporting templates there are drop down menus which are Colour coded and linked to the graphical summaries. This further enhances oversight by the MM in respect of early warnings signals of Indicators coded as either red or brown in colour as these indicate targets are not being met and there are problems in those respective areas.	In Progress	N/A	N/A
15	Office of the Municipal Manager	Mr. MA. Nkosi (MM)	Msunduzi Municipality is implementing a new format of the SDBIP & OP templates on which new columns have been included. These columns are for indicator level reporting (low level), whereby there are columns headed reason for deviation, corrective measures and timeframe to implement corrective measures. Where targets are not met or are partially met, the respective manager is required to populate these columns with responses which are interrogated at the Monthly OMC meetings by the MM.	In Progress	N/A	N/A

SECTION I: FUNCTIONAL AREA SERVICE DELIVERY REPORTING PER BUSINESS UNIT

1. COMPONENT A: BASIC SERVICES

This component includes: water; waste water (sanitation); electricity; waste management; housing services; and indigents (free basic services).

Please find below basic terminology that are used commonly in Water and Sanitation content input.

Basic Terminology

Some of the standard definitions for international use used in this report have been included below for ease of reference and understanding.

- System Input Volume is the volume of water input to a distribution system.
- Authorized Consumption is the volume of metered and/or unmetered water taken by registered consumers, the water supplier or others who are authorized to do so, for domestic, commercial and industrial purposes (authorized consumption includes items such as fire fighting and training, flushing of mains and sewers, street cleaning, watering of municipal gardens, public fountains and building water. These may be billed or unbilled, metered or unmetered according to local practice).

- Water Losses of a water system are calculated as:

  Water Losses = System Input Volume – Authorized Consumption
  Water losses can be considered as a total volume for the whole system, or for partial systems such as bulk or reticulation. In each case the components of the calculation would be adjusted accordingly. Water Losses consist of Real and Apparent Losses, and are effectively identical to Unaccounted-for Water.

- Real Losses are physical water losses from the distribution system, up to the point of consumer metering. The volume lost through all types of leaks, bursts and overflow depends on frequencies, flow rates and average durations of individual leaks.

- Apparent Losses (or Commercial Losses) consist of unauthorized consumption (theft or illegal use) and all types of inaccuracies associated with bulk and consumer metering. For example, under-registration of bulk meters and over-registration of consumer meters leads to under-estimation of losses. Conversely, over-registration of bulk meters and under-registration of consumer meters leads to over-estimation of real losses. Apparent losses to be included into total water losses as per MFMA circular 71 of 2014.
- Unauthorised Consumption is generally associated with the misuse of fire hydrants and fire service connections, and illegal connections.
- Non-Revenue Water (NRW) is the difference between the System Input Volume and Billed Authorized consumption.

1.1 WATER SERVICES

INTRODUCTION TO WATER SERVICES

A government Gazette dated 13 June 2003 granted the Msunduzi Municipality the status of a Water services Authority whereby this Water Services Authority was empowered to perform the functions and exercise the powers referred to in Section 84(1) (b) of the Municipal Structures Act (117 of 1998) which provides for the provision of potable water supply and sanitation systems. In terms of Section 11 of the Water Services Act (108 of 1997), every Water Services Authority is obligated to ensure the adequate sustainable access to water and sanitation to all consumers within their area of jurisdiction. The Msunduzi Municipality further formally took control of all Operations and Maintenance activities associated with Water provision in the Vulindlela area (Wards 1 to 9).

In order to ensure that the City adheres to the aforementioned legislation and further ensure our citizens are adequately catered for; the following were the list of core achievements for 2013/14 financial year:-

1. A total of 4km of basic water pipelines was installed within the Vulindlela area of supply with a total of 299 new water connections(rural) undertaken in the area.

2. The Elimination of Conservancy Tanks project is ultimately to introduce sanitation infrastructure in the area so that, once commissioned, homeowners can connect to a waterborne sanitation system. This further requires an adequate and reliable water supply service. A total of 1.26 km and 1.2 km of sanitation and water reticulation respectively was installed in the 2013/14 financial year end.

3. The 2013/2014 represented the 4th (fourth) year and 4th phase of a five year Non-Revenue Water Reduction Program. A qualified Audit in 2012/2013 necessitated a re-alignment in water conservation efforts from Non-Revenue Water reduction initiatives to Audit requirements in the form of meter replacements and repair. This meant that certain crucial targets as set out in the Non-Revenue Water Reduction Program had to be realigned for completion in the outer years; however e the following is a cumulative summary of Non-Revenue Water interventions to date.

CITY OF CHOICE
PIETERMARITZBURG
MSUNDUZI

3.1 As of the 30 June 2014 a total of 5830 meters were replaced to ensure that the consumers receive accurate bills. This intervention was required in order to remediate Auditor's finding in relation to estimated meters.

3.2 A standpipe audit was conducted by the Professional Team in which approximately 300 of the 730 standpipes could be found. These have been earmarked to be metered and retrofitted in the next 2014-2015 Financial year.

3.3 A pilot project was conducted to try and change the current standpipes to the new vandal-proof "Widget" standpipes and 13 were installed at various locations. Unfortunately most of these have been vandalized and the Municipality is looking at alternative solutions currently.

3.4 Pressure Controllers – To date 8 new advanced flow-modulating controllers were installed within the Msunduzi Municipality. The installations sites chosen were prioritised on size of zone as well as zones requiring pressure management to reduce high burst frequencies caused by fluctuating peak and off-peak pressures. Problem zones were identified but due to the re-alignment of focus on audit priorities, minimal management, monitoring and control of pressures were undertaken.

3.5 Bulk consumers constitute approximately 30% of Municipal billed revenue. At close of 2013/2014 financial year, 227 bulk meters were replaced and upgraded. The new installation adopted allows the following benefits:-

- Provides more accurate water readings for the consumer and council
- easier for meter readers to take readings (up and over installation)
- requires less maintenance, due to the treated/galvanized fittings.
- Improve meter performance due to the silt/dirt trap inserted before the meter.
- Allow logging of water meter as it is pulse output compatible.
- Colour coded with red meter covers indicating fire main meter.

3.6 In the 2012/13 financial year the Non-Revenue Water and real (Water) losses were recorded at 46.6% and 24.3% respectively. In the 2013/14 financial year the Non-Revenue Water and real (water) losses were reduced to 46.8% and 24.4% respectively, which showed no significant improvement. Once again this was attributed to the re-alignment in water conservation efforts from Non-Revenue Water reduction initiatives to Audit requirements in the aspect of meter replacements and repair compromised certain crucial targets as set out in the Non-Revenue Water Reduction Program.

3.7 A total of 2,337 km of water pipe was surveyed using leak detection equipment and 2011 leaks where located and repaired.

3.8 A total of 29 Pressure Reducing Valves including associated bulk meters where installed/modified and upgraded.

3.9 The City's bulk water purchase from Umgeni Water has increased from 177 ml /day in 2012/2013 to 184 ml/day.

Reactively responded and restored to 1498 mainline burst mains
For the 2013/2014 financial year a total of 502 new water connections where completed.

4. A total of 2.2 km of additional water pipe was installed to effectively eliminate the troublesome water midblocks and Ashdown and the Edendale Proper areas.

5. The final designs and planning was completed for Masons Reservoir and Pipeline and construction is scheduled to begin in the 2014-2015 financial year.

6. A 20 mega-litre capacity Reservoir was completed in Copesville. This core Reservoir has now provided vital additional storage for the entire zone.

Graph 1 below illustrates this achievement.

CITY OF CHOICE
PIETERMARITZBURG
MSUNDUZI

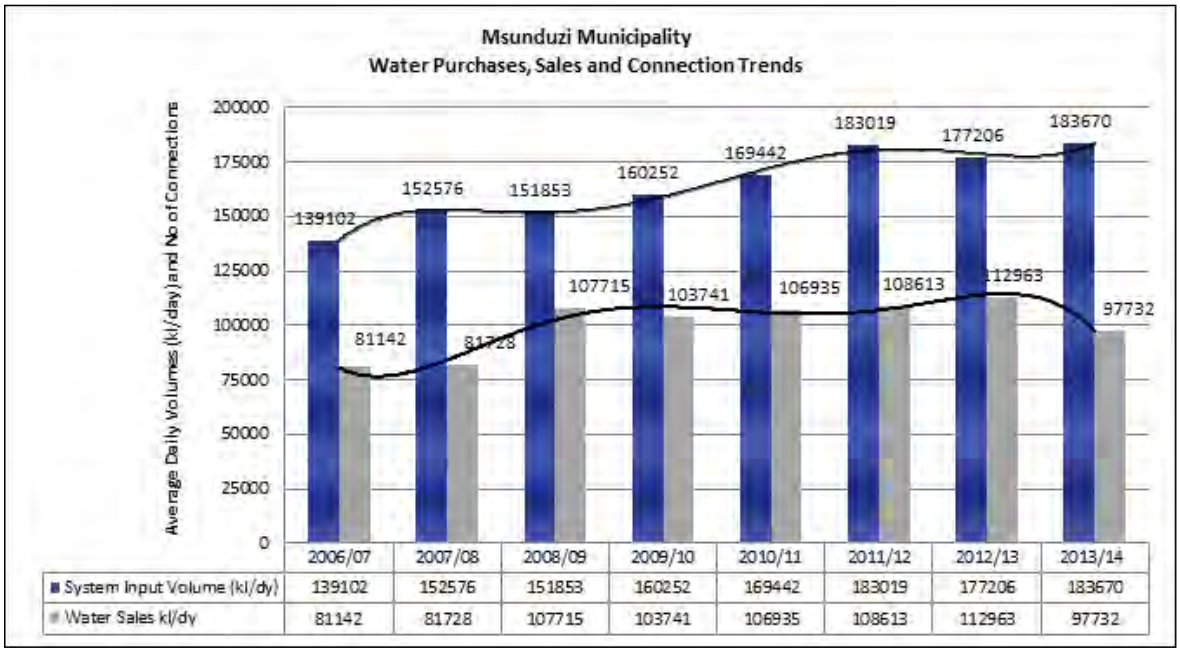

Note: Recent legislation includes the Water Services Act 1997 and the General Enabling Act 2005

In line with the Water Services Act the Msunduzi Municiaplity will be updating the Water Services Development Plan(WS-DP). The WSDP can only be completed once the Master plans in relation to the Water and Sanitation are completed. The the update of both these core master plans commenced in 2013-2014 financial year and will be concluded with the WSDP requirements in 2014-2015 financial year for onward submission to the MEC for approval.

The top 3 priorities in relation to water for the 2013-2014 financial year are as follows:-

- Transfer of Operation and Maintenance of Vulindlela Water Schemes
- Installation of Basic Water
- Replacement of defective domestic and bulk water meters

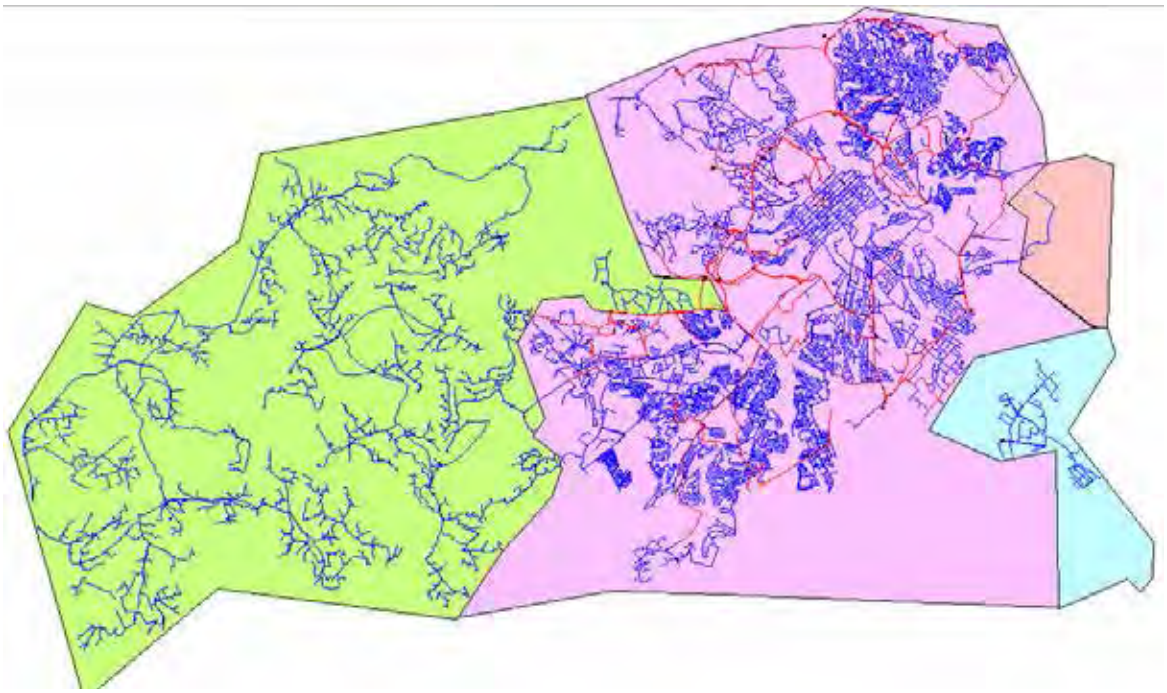

Purple shaded portion – Msunduzi Orginal WSA
Blue and Orange Shaded Portions - Msunduzi WSA area (Ashburton and Bishopstwe)
Green Shaded Portion - Msunduzi WSA including Vulindlela

The incorporation of Vulindlela Water scheme has now effectively increased Msunduzi WSA responsibility by almost 50% and accordingly the planning and budgeting process (Opex and Capex) needs to be aligned with the water and sanitation requirements of the scheme.

TOTAL USE OF WATER BY SECTOR (CUBIC METER)					
	Agriculture	Forestry	Industrial	Domestic	Unaccountable water losses
2012/2013	N/A	N/A	7820134	35641447	21218577
2013/2014	N/A	N/A	8767786	36175387	22060870

Note: *This description of requirements, for Water statistics,is outdated. The IWA balance requirements do NOT use these desciptions anymore due to the ambiguity and misinterpretation of the terminology. It is preferable to align this table to an IWA balance so that information required here is similar to information submitted to other organizations. The table below of of Non-Revenue and Water Losses should replace the above. This makes presentations much more accurate and enhances uniform reporting throughout all organisational structures. It should be noted that the above table does not accommodate for inputs for Real Losses which is considered as material losses as disclosed in the Annual Financial Statements.*

BULK PURCHASE RATES VS REAL WATER LOSSES

	2012/2013	2013/2014
Bulk Purchase Rate per kl	R 4.355	R 4.682
Units purchased - kl	64680158	67004044
Units sold - kl	43461581	44943173
Losses inclusive of apparent losses - kl	21218577	22060871
Apparent losses - kl	-5516830	-5735826
Real water losses - kl	15701747	16325045
Real Water loss as a percentage	24.3%	24.4%

WATER USE B SECTOR

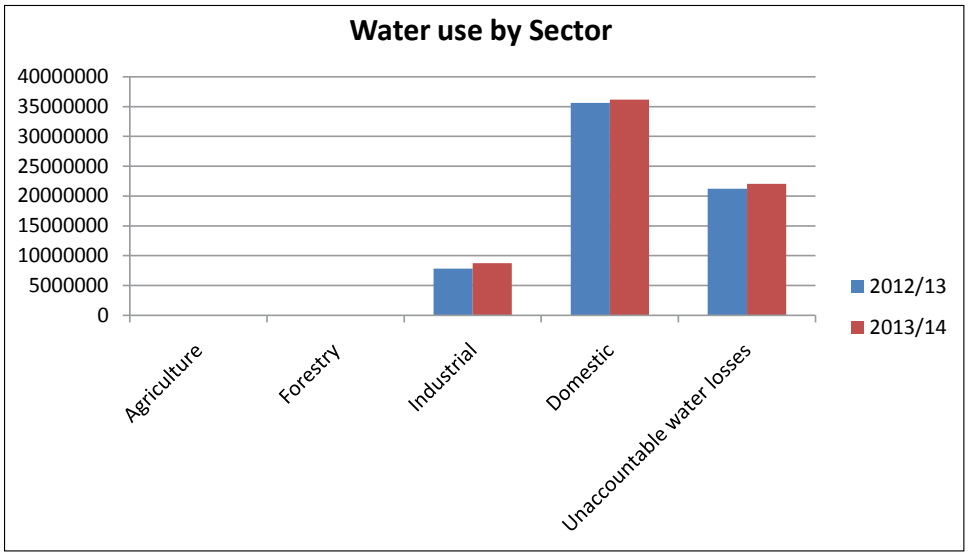

COMMENT ON WATER USE BY SECTOR:

It should be noted that the 2012-2013 domestic volumes was erroneously reflected in the 2012-2013 final annual report submission which has been now been corrected.

An increase of 12% was noted in the industrial sector whilst a growth of 1.5 % reflects the domestic. The increase is both these sectors are indications that meter change out and reading initiatives are becoming more effective and accurate, thus increasing water sales (volume) in the 2013-2014 financial year end which further gives credibility to Revenue enhancement.

Water purchases from Umgeni water has increased by 3.5% from 2012/2013 and this volumetric "growth" can be directly attributed to sales in both the Industrial and Domestic sector.

Table 24 - WATER SERVICE DELIVERY LEVELS				Households
Description	2010/2011	2011/2012	2012/2013	2013/2014
	Actual Number	Actual Number	Actual Number	Actual Number
Water: (above min level)				
Piped water inside dwelling	110 186	110 403	80 188	80 690
Piped water inside yard (but not in dwelling)	11 763	11 763	63 301	63 301
Using public tap (within 200m from dwelling)	565	568	9 348	9 348
Other water supply (within 200m)	7 000	7 000	N/A	N/A
Minimum Service Level and Above sub-total	129 514	129 734	152 837	153 339
Minimum Service Level and Above Percentage	92.35%	92.48%	93.19%	93.4%
Water: (below min level)				
Using public tap (more than 200m from dwelling)	7 500	7 500	6 396	6 396
Other water supply (more than 200m from dwelling	3 235	3 045	N/A	N/A
No water supply	N/A	N/A	4761	4259
Below Minimum Service Level sub-total	10 735	10 545	11 157	10 655
Below Minimum Service Level Percentage	7.65%	7.52%	6.81%	6.50%
Total number of households	140 249	140 279	163 993	163 993

2012/2013 and 2013/2014 figures have been adjusted according to the latest census data.

Table 25 - HOUSEHOLDS - WATER SERVICE DELIVERY LEVELS BELOW MINIMUM						
Description	2010/2011	2011/2012	2012/2013	2013/2014		
	Actual Number	Actual Number	Actual Number	Original Budget No.	Adjusted Budget No.	Actual Number
Formal Settlements						
Total Households	N/A	1070	4761	4761	4761	4462
Households below minimum service level	N/A	N/A	4761	4761	4761	4462
Proportion of households below minimum service level	N/A	N/A	2.90%	2.90%	2.90%	2.72%
Informal Settlements						
Total Households	N/A	1070	6396	4761	4761	4646
Households below minimum service level	N/A	N/A	6396	4761	4761	4646
Proportion of households below minimum service level	N/A	N/A	3.90%	2.90%	2.90%	2.83%

Note: It should be noted that the connections undertaken in the rural areas of Vulindlela have been considered as those in formal settlements (299 Connections). The connections in Edendale (115) are deemed informal settlements.

ACCESS TO WATER

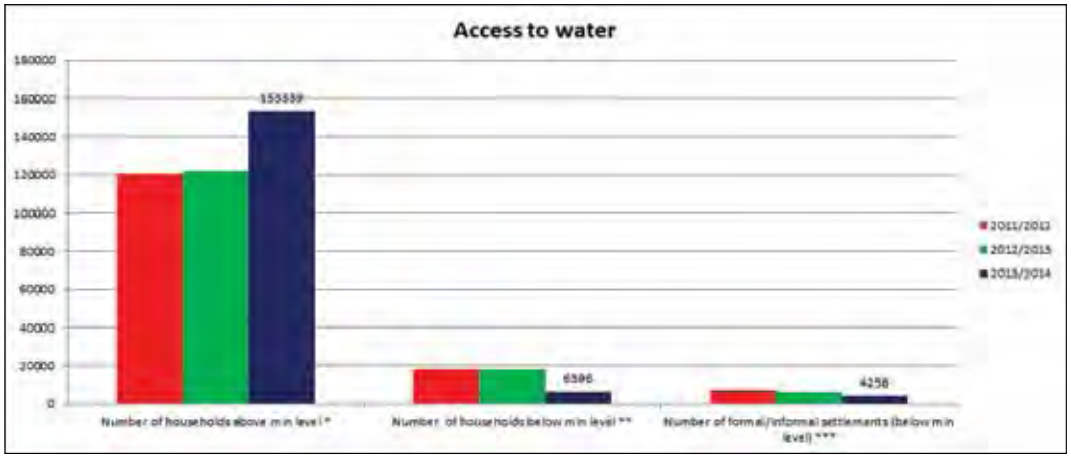

(*) Includes Piped water inside dwelling, piped water inside yard (but not in dwelling), Using public tap (within 200m from dwelling

(**) Includes using public tap (more than 200m from dwelling, other water supply (more than 200m from dwelling, No water supply

(***) Includes Formal and Informal supply

Table 26 - WATER SERVICE POLICY OBJECTIVES TAKEN FROM IDP						
Service Objectives	Outline Service Targets	2012/2013		2013/2014		2014/2015
Service indicators (i)		Target	Actual	Target	Actual	Target
Households without minimum water supply	Additional Households provided with minimum water supply during the year (Number of households (HHs) without supply at year end)	5326	130	5196	502	4694

Table 26 - WATER SERVICE POLICY OBJECTIVES TAKEN FROM IDP						
Service Objectives	Outline Service Targets	2012/2013		2013/2014		2014/2015
Service indicators (i)		Target	Actual	Target	Actual	Target
Improve reliability of water supply	Reduce the number of interruptions (Ints) in supply of one hour or more	1500	1609	1500	1498	1400
Improve water conservation	Reduce Real Water Losses water levels	30%	24.3%	20%	24.4%	21.1%
Copesville Reservoir	Additional storage for continuous and sustainable supply	To complete 60% of construction	65% Complete	Copesville Reservoir 100% complete and operational by the 30 March 2014	Copesville Reservoir 100% complete and operational by the 30 March 20	Complete investigation and submit proposal for land acquisition for secondary reservoir by the 30 June 2015
Edendale proper New Mains and reticulation	To upgrade 6000 households to piped water	To construct 1.6km of Water pipeline	1km completed	.6km pipeline to be constructed	1.6 km constructed by June 2014 and 115 households connected	Planning, design and tender documentation for next phase completed by 30 June 2015
Basic Water Supply	To provide a basic water supply source	To construct 2km of water pipeline	1 km completed	1km to be installed	4km of water pipeline installed.	11 km of water pipeline installed by the 30 June 2015

Table 27 - EMPLOYEE: WATER SERVICES					
Job Level	2012/2013	2013/2014			
	Employees No.	Posts No.	Employees No.	Vacancies (fulltime equivalents No.	Vacancies (as a % of total posts) %
A1 - A4	86	204	89	115	56%
B1 - B4	37	59	34	25	42%
C1 - CU	27	40	28	12	30%
D1 – DU	3	5	2	3	60%
E1 – E2	1	1	1	0	0%
F1 – F2	-	-	-	-	-
Total	154	**309**	**154**	**155**	**50%**

Table 28 - FINANCIAL PERFORMANCE 2013/2014: WATER SERVICES					R'000
Details	2012/2013	2013/2014			
	Actual	Original Budget	Adjustment Budget	Actual	Variances to Adjusted Budget %
Total Operational Revenue (excl. tarrifs)	**-599**	**-569**	**-569**	**-719**	**26%**
Expenditure:					
Employees	31 545	38 373	36 991	34 914	-6%
Repairs and Maintenance	1 820	1 553	18 170	17 092	-6%
Other	47 563	29 344	25 051	85 266	240%
Total Operational Expenditure	**80 928**	**69 270**	**80 212**	**137 272**	**71%**
Net operational (Service) Expenditure	**80 329**	**68 701**	**79 643**	**136 553**	**71%**

CITY OF CHOICE
PIETERMARITZBURG
MSUNDUZI

Table 29 - CAPITAL EXPENDITURE : WATER SERVICES					
DETAILS	2013 / 2014				
					R,000
	ORIGINAL 2013 / 2014 BUDGET	ADJUSTED 2013_2014 BUDGET	YTD ACTUAL EXPENDITURE	VARIANCE FROM ADJUSTED BUDGET %	TOTAL PROJECT VALUE
MIG - REDUCTION OF NON REVENUE WATER / ROLL OVER	15 000	18 599	18 599	0%	204 941
MIG - ELIMINATION OF CONSERVANCY TANKS - (WATER)	125	347	347	0%	221 158 *
MIG - SERVICE MIDBLOCK ERADICATION IN SOBANTU,ASHDOWN AND IMBALI (WATER)	300	596	575	-4%	70 095 *
MIG - BASIC WATER SUPPLY	1 000	660	660	0%	8 270
CNL - EDENDALE PROPER NEW MAINS & RETICULATION	1 000	1 000	995	-1%	-
COGTA - REHABILITATION OF WATER INFRASTRUCTURE	0	1 159	1 159	0%	-
MWIG - REDUCTION OF NON REVENUE WATER / LEAK DETECTION EQUIPMENT	0	6 250	6 249	0%	-
MIG - EDENDALE PROPER NEW MAINS & RETICULATION	0	664	664	0%	11 138
MIG - MASONS RESERVOIR & PIPELINE	500	9	9	0%	30 473
MIG - COPESVILLE RESERVOIR	10 000	10 108	10 108	0%	55 282
CNL - LEAK DETECTION EQUIPMENT	250	242	242	0%	-
CNL - FURNITURE	0	6	6	0%	-
CNL - COMPUTER	0	16	16	0%	-
CNL - COMPUTER SOFTWARE	0	330	330	0%	-
DWAF - COMPUTER SOFTWARE	0	165	165	0%	-

Total project value includes Elimination of Conservancy Tanks (Sewer) and Service Midblock Eradication in Sobantu and Imbali (Sewer)

COMMENT ON WATER SERVICES PERFORMANCE OVERALL:

Significantly determined outcomes were identified in the 2013/2014 financial year. Real losses showed no improvement however without regress from 24.3% in 2012/2013 to 24.4% in 2013/2014. Similarly, Non-Revenue Water remained static from 46.6% in 2012/2013 to 46.8% in 2013/2014. Faulty and malfunctioning Domestic and bulk meters were given priority this financial year. To date the driving Capital projects is the Non-Revenue Water and the Basic Water Projects. The completion of Copesville Reservoir and the eminent construction commencement of Mason's reservoir will guarantee a sustained and reliable water supply within the respective distribution zones. Resource availability (staffing and financial) is of critical importance to fulfil all targets as set out in the IDP. The Water Service Delivery objectives have been prioritised to effectively fulfil obligations to provide households with, firstly a basic water service and thereafter an elevation to above minimum service levels of water provision. These objectives will be driven by the completion of the Water and Sanitation master plans in conjunction with the Water Services Development Plan (WSDP).

1.2 SANITATION SERVICES

INTRODUCTION TO SANITATION PROVISION

The key initiative is to provide basic sanitation to informal areas and the appropriate sanitation services to low-income communities and thereafter elevating this to water borne sewerage, whilst ensuring that adequate attention and funds are allocated and simultaneously maintaining the sanitation reticulation for continued uninterrupted supply and sustainability. Asset renewal is a key development challenge in the City. Capacity in conjunction with adequate and reliable infrastructure is essential to provide water borne sewage to all households within the Msunduzi Municipality. This priority is developed along the lines of financial availability and other relevant resources aligned to short and long term programs.

It is envisaged that the operations of the current Sewer Treatment Works will reach maximum capacity in the near future. To absorb the initiatives mentioned above; the upgrading of the Sewer Treatment Works (Darvil) to eliminate capacity and stimulate economic growth has commenced (Umgeni Water) .

The step up to waterborne sanitation is to first provide basic sanitation in the VIP sector where there is a lack of sewer infrastructure. There has been significant improvement in this sector and the latest statistics indicate a total of 58695 VIP (With and without Ventilation) up until June 2014. Msunduzi Municipality's original basic sanitation backlog was 100% completed, however uncontrolled Geographical migration of people to undefined settlements increases the need to address a further increase in sanitation backlogs. There are, however, long term programs to elevate this type of sanitation to waterborne sanitation.

Attention is also directed to provide households that have No basic sanitation. According to recent statistics, 2.86% households are grouped into this category.

As per the Sanitation Service Policy Objectives, plans and programs are being prepared and/or implemented to eventually satisfy all key initiatives relevant to the provision of all forms of Sanitation.

The following is a list of core sanitation achievements in the 2013-2014 financial year:-

- With the use of COGTA massification funding a total of 648 Ventilated improved pits was constructed for the basic sanitation program.
- The outfall sewer interceptor of 4.3 km was completed in the Shenstone Ambleton Valley. The completed outfall sewer will ultimately allow approximately 6000 households access to waterborne sanitation.
- The multi-year waterborne sanitation projects for the Unit H and Azalea commenced which over the next 3 years will provide connect approximately 1500 households.
- Waste Water Service level Agreements for the operations and maintenance was concluded with Umgeni Water for Darvil and Lynnfield Park Waste water works.
- A total of 4.2 km of defective sanitation piping was replaced and 2 sanitation pump stations where upgraded in order to improve reliability.
- 1.26 km of sewer pipe was installed which allowed 169 houses to be converted from Septic/Conservancy tank to waterborne sanitation.
- 5.9 km of sewer pipe was installed, which replaced troublesome midblocks.
- 25 new sewer connections where completed.
- 7 Flow monitoring stations where installed at strategic locations in our sewer system which will used to monitor and reduce infiltration and pollution to streams and rivers.
- Reactively responded and resolved 3243 mainline sewer blockages.

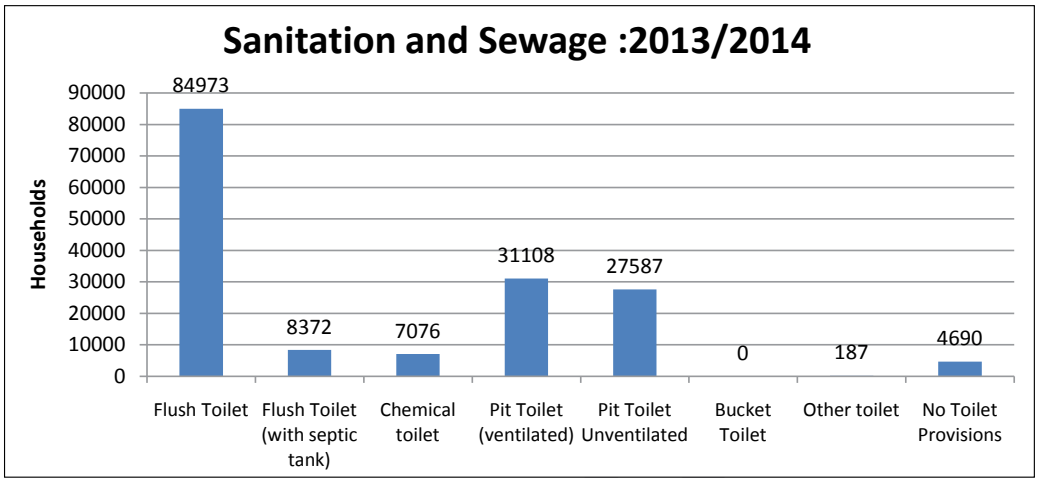

CITY OF CHOICE
PIETERMARITZBURG
MSUNDUZI

Table 30 - SANITATION SERVICE DELIVERY LEVELS				Households
Description	2010/2011	2011/2012	2012/2013	2013/2014
	Actual Number	Actual Number	Actual Number	Actual Number
Sanitation / Sewage (above min level)				
Flush Toilet (connected to sewerage)	57241	57307	84779	84973
Flush Toilet ((with septic tank)	5015	5015	8541	8372
Chemical Toilet	N/A	N/A	5489	7076
Pit Toilet(with and Without Ventilation)	29446	32434	58047	58695
Other toilet provisions (above min service level)	N/A	N/A	N/A	N/A
Minimum Service Level and Above sub-total	91702	94756	156875	159116
Minimum Service Level and Above Percentage	65.70%	67.50%	95.60%	97.03%
Sanitation / Sewage (below min level)				
Budget toilet	N/A	N/A	1585	0
Other toilet provisions (above min level)	N/A	300	0	187
No toilet provisions	N/A	N/A	5532	4690
Below Minimum Service Level sub-total	N/A	300	7117	4877
Below Minimum Service Level Percentage	N/A	0.00%	4.34%	2.97%
Total number of households	136525	139567	163993	163993

Note : A bucket toilet verification exercise was undertaken jointly with COGTA which confirmed that no bucket toilets exist within Msunduzi Muncipality which further formally communicated and approved by council structures.

Table 31 - HOUSEHOLDS - SANITATION SERVICE DELIVERY LEVELS BELOW MINIMUM						Households
Description	2010/2011	2011/2012	2012/2013	2013/2014		
	Actual Number	Actual Number	Actual Number	Original Budget No.	Adjusted Budget No.	Actual Number
Formal Settlements						
Total Households	5304	5304	43	187	187	187
Households below minimum service level	101	101	Incl.	0	0	0
Proportion of households below minimum service level	1.90%	1.90%	0.03%	0.11%	0.11%	0.11%
Informal Settlements						
Total Households	5304	5304	0	5532	5532	4690
Households below minimum service level	695	695	Incl.	5532	5532	4690
Proportion of households below minimum service level	13.10%	13.10%	0%	3.37%	3.37%	2.86%

CITY OF CHOICE
PIETERMARITZBURG
MSUNDUZI

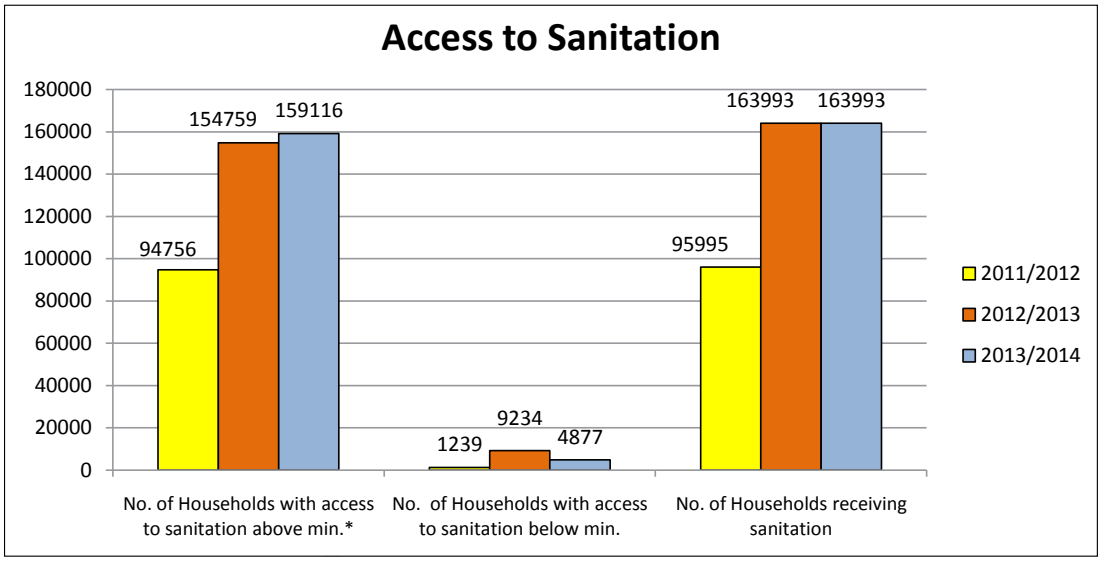

Table 32 - WASTE WATER (SANITATION) SERVICE POLICY OBJECTIVES TAKEN FROM IDP						
Service Objectives	Outline Service Targets	2012/2013		2013/2014		2014/2015
Service indicators (i)		Target	Actual	Target	Actual	Target
Elimination of Conservancy Tanks	To upgrade to water borne sanitation	2.3km sewer pipe to be installed	3.014km of sewer pipe installed	1.2km pipe to be installed	1.26km in-stalled	1 km of sewer pipe installed and EIA submission to DAEA for approval by 30 June 2015.
Service Mid-block Eradica-tion in Soban-tu, Ashdown & Imbali (Sewer)	To install sewer pipelines for Water Borne Sewer	1.5 km of sewer pipe to be installed	0.583km of sewer pipe installed	1 km of sewer pipe to be installed	5.9km of sewer pipe installed by 30 June 2014	Planning, Design and Tender doc-umentation for next Phase completed by the 30 June 2015.
Rehabilitation of Sanitation Infrastructure.	Replace and repair infra-structure	Replace 2km of sewer pipe and upgrade 1 sewer pump station	829.4m of sewer pipe re-placed and 4 pump stations upgraded	Replace 1.2km of Sewer Pipe	4.26km of sewer pipe replaced and 2 sewer pumps upgraded by 30 June 2014	5 km of sewer pipe replaced by the 30 June 2015.
Sanitation Infrastructure Feasibility Study	To monitor and reduce storm water ingress into sewer systems	Completed Infiltration assessment report by 30 June 2013	Infiltration Assessment report com-pleted	7 Flow moni-toring stations installed and operational by the 30 June 2014	7 Flow moni-toring stations installed and operational by the 9 June 2014	8 flow moni-toring stations procured, installed and operational by the 30 June 2015

Table 33 - EMPLOYEE: SANIATION SERVICES					
Job Level	2012/2013	2013/2014			
	Employees No.	Posts No.	Employees No.	Vacancies (fulltime equivalents No.	Vacancies (as a % of total posts) %
A1 - A4	47	40	25	15	38%
B1 - B4	19	29	14	15	52%
C1 - CU	6	6	4	2	33%
D1 – DU	2	4	2	2	50%
E1 – E2	-	-	-	-	-
F1 – F2	-	-	-	-	-
Total	74	**79**	**45**	**34**	**43%**

Table 34 - FINANCIAL PERFORMANCE 2013/2014: SANITATION SERVICES					R'000
Details	2012/2013	2013/2014			
	Actual	Original Budget	Adjustment Budget	Actual	Variances to Adjusted Budget %
Total Operational Revenue (excl. tarrifs)	**-22**	**0**	**-5**	**-25**	**400%**
Expenditure:					
Employees	15 976	17 037	17 158	17 060	-1%
Repairs and Maintenance	283	502	3 146	3 038	-3%
Other	21 243	18 050	18 237	46 395	154%
Total Operational Expenditure	**37 502**	**35 589**	**38 541**	**66 493**	**73%**
Net operational (Service) Expenditure	**37 480**	**35 589**	**38 536**	**66 468**	**72%**

Table 35 - CAPITAL EXPENDITURE : SANITATION SERVICES					R,000
DETAILS	2013 / 2014				
	ORIGINAL 2013 / 2014 BUDGET	ADJUSTED 2013_2014 BUDGET	YTD ACTUAL EXPENDITURE	VARIANCE FROM ADJUSTED BUDGET %	TOTAL PROJECT VALUE
MIG - SANITATION INFRASTRUCTURE FEASIBILITY STUDY / REHABILITATION OF SANITATION INFRASTRUCTURE / PLANT AND EQUIPMENT	12 000	8 326	8 224	-1%	92 706
MIG - SHENSTONE AMBLETON SANITATION SYSTEM	9 875	9 094	9 094	0%	77 717
MIG - SEWER PIPES UNIT H	8 000	6 915	6 915	0%	33 536
MIG - SEWER PIPES AZALEA - PHASE 2	8 000	6 177	6 177	0%	172 497
MIG - ELIMINATION OF CONSERVANCY TANKS - (SEWER)	3 050	4 439	4 439	0%	221 158 *
MIG - SERVICE MIDBLOCK ERADICATION IN SOBANTU & IMBALI (SEWER)	5 871	9 187	9 187	0%	70 095 *
CNL - TELEMETRY / INSTRUMENTATION EQUIPMENT	300	298	297	0%	

**Total project value includes Elimination of Conservancy Tanks (Water) and Service Midblock Eradication in Sobantu, Ashdown & Imbali (Water)*

COMMENT ON SANITATION SERVICES PERFORMANCE OVERALL:

It is essential, by regulation, to provide at least a basic form of sanitation to households that do not have a basic sanitation service. A total of 648 VIP structures where completed and a buisiness plan for funding for the eradication of the entire backlog is to be submitted in the 2014-2015 financial year. The rehabilitation of sanitation infrastructure, is critical for assest replacement in order to ensure that our operational cost decreases and further the quality of water in our streams and rivers improves. Resource availibilty (staffing and financial) is of critical importance to fulfill all targets as set out in the IDP. The Sanitation Service Delivery objectives has been prioritised to effectively fulfill obligations to provide households with, firstly a basic sanitation service and thereafter a move to above minimum service levels of sanitation.

1.3 ELECTRICITY

INTRODUCTION TO ELECTRICITY

Note: Recent legislation includes the Electricity Amendment Acts 1989; 1994; 1995; and the Electricity Regulation Act 2006.

The Msunduzi Electricity Unit is licenced by the National Electricity Regulator of South Africa (NERSA) to supply electricity to 70% of the total customer in the Municipality's area of jurisdiction and the remainder which is comprised of the Greater Edendale and Vulindlela areas is supplied by Eskom. The Electricity Unit operates under the Electricity Regulator Act (2006).

CITY OF CHOICE
PIETERMARITZBURG
MSUNDUZI

The Electricity Unit generates approximately 40% of the total revenue of the Municipality 70% of the income for the Electricity Unit comes from our large customers (industrial and commercial) and 30% from our residential customers.

Msunduzi purchases electricity in bulk on the Megaflex tariff from at 132 000 volts and is transformed to lower voltages. There are two Eskom in-feed points (Msunduzi substation and Mersey substation). We have a notified maximum demand of 370MVA (Mersey 180MVA and Msunduzi 190MVA).

CHALLENGES

The Electricity Unit is facing many challenges.

- The backlogs on the repairs, maintenance, refurbishment and replacement of electricity infrastructure.
- High prevalence of theft of electricity amongst informal settlements and Council has initiated program to electrify them. The program has started with Ezinketheni, Swapo and Nhlalakahle.
- High prevalence of theft of electricity copper cables and copper accessories within the electrical switchgear. This has caused a huge financial loss to the Municipality as well as customers. The removal of neutral causes a surge in voltage thus damage electronic equipment for customers.
- One substation exploded resulting in a fatal accident where one employee was seriously burnt whilst switching on MV network. This faulty had resulted in a cable stolen upstream thus causing a dead short when switching.
- Protection of revenue from theft and tampering.
- Electrical losses were 11.38% in 2013/2014 from 11.58% in 2012/2013 financial year.
- The revenue losses are mainly due to technical distribution losses of 5%, illegal connections, un-billed metered consumers, unmetered authorised consumers and tapering with meters account for 6.38%.
- Difficulty in attracting and retaining qualified and competent technical staff. The shortage of technical staff continues to affect service delivery.
- Aging fleet resulting in high number of vehicles is delayed from repairs.
- During the 2013/14 financial year 452 new households were electrified

ACHIEVEMENTS

- The Electricity sub unit has continued with extensive maintenance, repairs and replacements to networks that are strategically to reducing the outages that has been experienced during the last few years.
- The implementation of the network revitalisation plan is underway. Already the effects of such implementation are witnessed with less outages and serious faults happening within the system.

* More than 200 panels were delivered to upgrade ageing distribution stations and obsolete equipment and a significant number of them have already been installed in the system.
* 60km 11kV single cored cables have been purchased to improve supply at Willowton Industrial area and surroundings. These cables were delivered during the 2013/14 financial year and they are now being installed in various areas to improve the network reliability.
* Two 33kV lines from the City to Hilton were completed last financial year and the plan that is now being implemented is to conduct replacements of unreliable MV networks within the Hilton area. This has improved the network reliability in Hilton and Sweetwaters.

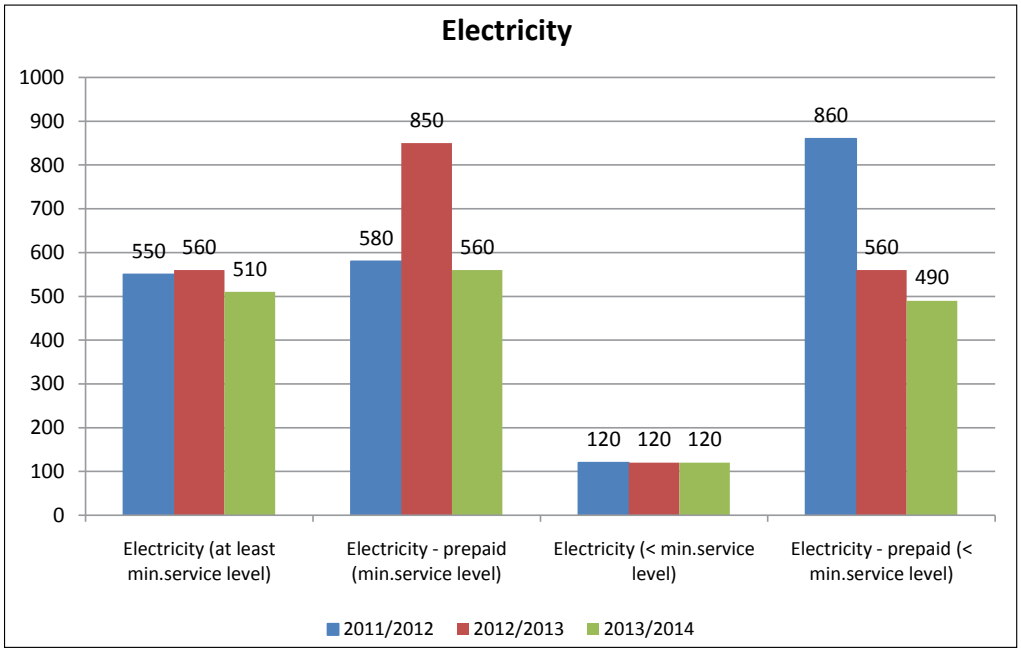

CITY OF CHOICE
PIETERMARITZBURG
MSUNDUZI

Table 36 - ELECTRICITY SERVICE DELIVERY LEVELS				Households
Description	2010/2011	2011/2012	2012/2013	2013/2014
	Actual Number	Actual Number	Actual Number	Actual Number
Electricity (above min level)				
Electricity (at least min service level)	47 408	47 408	48 000	48 138
Electricity – prepaid (at least min service level)	18 070	19 222	18 000	18 314
Minimum Service Level and Above sub-total	N/A	N/A	N/A	N/A
Minimum Service Level and Above Percentage	N/A	N/A	N/A	N/A
Electricity (below min level)				
Electricity (< min service level)	N/A	N/A	463	NO DATA
Electricity – prepaid (< min service level)	N/A	N/A	N/A	N/A
Other energy sources	NO DATA	NO DATA	12 817	12 503
Below Minimum Service Level sub-total	N/A	N/A	13 280	13 280
Below Minimum Service Level Percentage	N/A	N/A	N/A	N/A
Total number of households	**63 694**	**65 478**	**79 280**	**78 955**

Table 37 - HOUSEHOLDS - ELECTRICITY SERVICE DELIVERY LEVELS BELOW MINIMUM						Households
Description	2010/2011	2011/2012	2012/2013	2013/2014		
	Actual Number	Actual Number	Actual Number	Original Budget No.	Adjusted Budget No.	Actual Number
Formal Settlements						
Total Households	N/A	No data	No data	No data	No data	Nil
Households below minimum service level	N/A	No data	No data	No data	No data	Nil
Proportion of households below minimum service level	No data	No data	No data	No data	No data	Nil
Informal Settlements						
Total Households	No data	No data	No data	Nil	Nil	13 280
Households below minimum service level	No data	No data	No data	Nil	Nil	13280
Proportion of households below minimum service level	No data	No data	No data	Nil	Nil	13 280

CITY OF CHOICE
PIETERMARITZBURG
MSUNDUZI

Table 38 - ELECTRICITY SERVICE POLICY OBJECTIVES TAKEN FROM IDP						
Service Objectives	Outline Service Targets	2012/2013		2013/2014		2014/2015
Service indicators (i)		Target	Actual	Target	Actual	Target
Provision minimum supply of electricity	Reduction in 2013/2014 backlog of households below minimum supply level	500	0	600	314	2000

Table 39 - EMPLOYEE: ELECTRICITY SERVICES					
Job Level	2012/2013	2013/2014			
	Employees No.	Posts No.	Employees No.	Vacancies (fulltime equivalents No.	Vacancies (as a % of total posts) %
A1 - A4	109	161	92	69	43%
B1 - B4	34	53	24	29	55%
C1 - CU	71	96	68	28	29%
D1 – DU	13	17	12	5	29%
E1 – E2	1	1	1		0%
F1 – F2	-	-	-	-	-
Total	227	**328**	**197**	**131**	**40%**

Table 40 - FINANCIAL PERFORMANCE 2013/2014: ELECTRICITY SERVICES R'000					
Details	2012/2013	2013/2014			
	Actual	Original Budget	Adjustment Budget	Actual	Variances to Adjusted Budget %
Total Operational Revenue (excl. tarrifs)	**-4 359**	**-2 589**	**-2 589**	**-5 603**	**116% ***
Expenditure:					
Employees	60 872	61 529	64 026	65 591	2%
Repairs and Maintenance	36 113	48 013	54 766	51 867	-5%
Other	71 362	59 457	61 291	83 965	37%
Total Operational Expenditure	**168 347**	**168 999**	**180 083**	**201 423**	**12%**
Net operational (Service) Expenditure	**163 988**	**166 410**	**177 494**	**195 820**	**10%**

Table 41 - CAPITAL EXPENDITURE : ELECTRICITY SERVICES					
DETAILS	2013 / 2014				
	R,000				
	ORIGINAL 2013 / 2014 BUDGET	ADJUSTED 2013/2014 BUDGET	YTD ACTUAL EXPENDITURE	VARIANCE FROM ADJUSTED BUDGET %	TOTAL PROJECT VALUE
CNL - SECONDARY SUBSTATION BATTERIES	0	798	798	0%	
INEP - ELECTRIFICATION	123 000	23 000	7 997	-65%	23 000
CNL - NETWORK REFURBISHMENT	10 000	9 650	9 305	-4%	
INEP - UPGRADING OF AGEING INFRASTRUCTUE	0	100 000	8 118	-92%	100 000
CNL - EZINKETHENI ELECTRIFICATION	0	5 000	6 725	35%	22 300
INEP - EZINKETHENI ELECTRIFICATION	0	1 388	1 388	0%	
KNPT - ELECTRIFICATION - NHLALAKAHLE IN-FORMAL SETTLEMENT	0	181	181	0%	5 500
CNL - UPGRADING OF AGEING INFRASTRUC-TURE	0	0	17 634	100%	50 000
MIG - HIGH MAST LIGHTS IN VULINDLELA & GREATER EDENDALE	8 000	500	0	-100%	0
DOE - ENERGY EFFICIENCY & DEMAND SIDE MANAGEMENT	8 000	2 980	2 980	0%	
COGTA - INSTALLATION OF SOLAR POWER STREET LIGHTS	0	5 000	0	-100%	0

CITY OF CHOICE
PIETERMARITZBURG
MSUNDUZI

Table 41 - CAPITAL EXPENDITURE : ELECTRICITY SERVICES					
DETAILS	2013 / 2014 R,000				
	ORIGINAL 2013 / 2014 BUDGET	ADJUSTED 2013/2014 BUDGET	YTD ACTUAL EXPENDITURE	VARIANCE FROM ADJUSTED BUDGET %	TOTAL PROJECT VALUE
MIG - HIGH MAST LIGHTS IN VULINDLELA & GREATER EDENDALE	0	5 619	5 619	0%	
COGTA - REPLACEMENT OF TRANSFORMERS	0	2 723	2 723	100%	18 291
CNL - MEDIUM VOLTAGE EQUIPMENT	0	4 192	4 134	-1%	
CNL - EQUIPMENT FOR STANDBY STAFF	0	25	9	-64%	
CNL - AIRCONDITIONERS	0	245	245	0%	
CNL - FURNITURE	0	64	61	-5%	

COMMENT ON ELECTRICITY SERVICES PERFORMANCE OVERALL:

1. The electricity has continued to reduce the electricity losses and they are currently sitting at 11.38%.
2. There were 314 connections made during the 2013/14 financial and 138 normal domestic households were also connected.
3. The installation of switchgear and laying of new 11kV cables have continued to be the key area to improve network reliability.
4. The Electricity Sub Unit has started with the implementation of the network revitalisation plan.
5. The implementation of the maintenance plan has also assisted a great deal in ensuring that the network is reliable and safe to operate on.

The above indicates the great improvement from the previous years. The maintenance plan has been adopted which will show great improvement with regards to network stability and provide high quality of electricity supply to all customers.

1.4 WASTE MANAGEMENT

INTRODUCTION TO WASTE MANAGEMENT

Plans were made to extend the refuse collection services by another approximately 35000 households, via co-operatives, to a total of 119600 households. Due to delays in the pocurement process the extension will only take place in 2014/2015. There is improvement in budget allocation to Waste Management, and there was a major improvement in the quality of services provided. The major set backs were the non arrival of the budgetted for, four new compactors, which will now arrive in October 2014. Current fleet supply is underwhelming at under 50%. The other major challenge is the lack of qualified staff to run the complicated and large operations while satisfying the demands of the MFMA, the National Waste Management Strategy and other relevant legislation. This is slowly eroding the business unit's ability to perform. Progress has been made, slowly, with regards to more relevant waste statistics and its application to Waste Management and the analysis of attendance statistics. Recycling has started to take shape in the form an agreement between an NGO called The Wildlands Conservation Trust which is doing kerb side recycling in about 8000 households. A minimum of 4% is being recycled via this programme and together with other informal and external programmes (Central Waste, street recyclers, landfill site recycling, informal recyclers etc) one could guess that about 15% of waste going to the landfill site in the municipality is being recycled. The three top targets were the increase in number of households being serviced weekly, recycling improvement and improvement in garden site operations. All three have improved in quality of service provision, with the garden sites originally being mooted for closure of a few of the 8 sites, now being resolved to improve services. Via the Wildlands Conservation Trust "wastepreneurs" programme, employment of staff via the EPWP programme and the landfill site recycling programme poverty alleviation is supported. More poverty alleviation is expected when the co-operative refuse collection programme kicks off in the 2014/2015 year.

Table 42 - SOLID WASTE SERVICE DELIVERY LEVELS				Households
Description	2010/2011	2011/2012	2012/2013	2013/2014
	Actual Number	Actual Number	Actual Number	Actual Number
Solid Waste Removal (above min level)				
Removed at least once a week	89910	89910	84600	84600
Minimum Service Level and Above sub-total	89910	89910	89910	84600
Minimum Service Level and Above Percentage	62.43%	62.43%	62.43%	51.9%
				84600/163000*100

CITY OF CHOICE
PIETERMARITZBURG
MSUNDUZI

Table 42 - SOLID WASTE SERVICE DELIVERY LEVELS

Households

Description	2010/2011	2011/2012	2012/2013	2013/2014
	Actual Number	Actual Number	Actual Number	Actual Number
Solid Waste Removal (below min level)				
Removed less frequently than once a week	20948	19000	19000	18400 (600 Jika Joe houses serviced)
Using communal refuse dump	0	0	0	0
Using own refuse dump	0	0	0	0
Own Rubbish Disposal	0	0	0	0
No Rubbish Disposal	35090	35090	34490	60000
Below Minimum Service Level sub-total	54090	54090	52850	78400
Below Minimum Service Level Percentage	37.57%	37.57%	38.47%	48.1%
				(78400/163000)
Total number of households	144000	144000	144000	163000
Note 2013/2014 total households adjusted to 163000 in line with count by census 2011.				
163000 = 84600 current serviced. 35000 (10160 informal + 28840 former PHB housing) earmarked for co-op services, 43400 Vulindlela.				

Table 43 - HOUSEHOLDS – SOLID WASTE SERVICE DELIVERY LEVELS BELOW MINIMUM

Households

Description	2010/2011	2011/2012	2012/2013	2013/2014		
	Actual Number	Actual Number	Actual Number	Original Budget No.	Adjusted Budget No.	Actual Number
Formal Settlements						
Total Households	43930	43930	52850	109440	109440	109440
				119600-10160 (informal part of co-ops) 84600+35000-10160)		
Households below minimum service level	43930	43930	42080	24840	24480	24480
				109440-84600= 24840		
Proportion of households below minimum service level	81.21%	81.21%	81.48%	22.7%	22.7%	22.7%
				24840/109440*100 to be addressed by co-ops in 2014/2015		
Informal Settlements						
Total Households	10160	10160	10160	53560	53560	53560
				163000-109440 = 53560 including Vulindlela classified as informal		
Households below minimum service level	10160	10160	10160	600	600	600
Proportion of households below minimum service level	18.79%	18.79%	18.79%	100%	100%	100%
				10160 to be addressed by co-ops in 2024/2015		

CITY OF CHOICE
PIETERMARITZBURG
MSUNDUZI

Table 44 - WASTE MANAGEMENT SERVICE POLICY OBJECTIVES TAKEN FROM IDP						
Service Objectives	Outline Service Targets	2012/2013		2013/2014		2014/2015
Service indicators (i)		Target	Actual	Target	Actual	Target
Provision of weekly collection service per household	94073 households receiving refuse collection services once per week	94073	84600	94073	84600	119 600 (84600 + 35000 via co-ops)

Table 45 - EMPLOYEE: SOLID WASTE MANAGEMENT SERVICES					
Job Level	2012/2013	2013/2014			
	Employees No.	Posts No.	Employees No.	Vacancies (fulltime equivalents No.	Vacancies (as a % of total posts) %
A1 - A4	323	397	302	95	23%
B1 - B4	37	56	34	22	39%
C1 - CU	5	6	4	2	33%
D1 – DU	2	3	2	1	33%
E1 – E2	-	-	-	-	-
F1 – F2	-	-	-	-	-
Total	367	462	342	120	25%

Table 46 - FINANCIAL PERFORMANCE 2013/2014: SOLID WASTE MANAGEMENT SERVICES R'000					
Details	2012/2013	2013/2014			
	Actual	Original Budget	Adjustment Budget	Actual	Variances to Adjusted Budget %
Total Operational Revenue (excl. tarrifs)	-88,408	-86,032	-86.032	-91,118	6
Expenditure:					
Employees	54,969	61,658	61,658	57,856	-6
Repairs and Maintenance	3,887	5,494	5,704	5,290	-7
Other	7,085	30,285	25,280	44,248	75
Total Operational Expenditure	65,941	97,437	92,642	107,394	16
Net operational (Service) Expenditure	-22,467	11,405	6,610	16,276	146

Table 47 - CAPITAL EXPENDITURE: WASTE MANAGEMENT SERVICES R'000					
Details	2013/2014				
	Budget	Adjustment Budget	Actual Expenditure	Variances from original Budget %	Total Project Value
Total All	0	1,130	30	-97	
Vehicles	0	800	0	-100	
Plant & vehicles	0	0	0	0	
Bins	0	30	30	0	
Vehicles	0	300	0	-100	

COMMENT ON WASTE MANAGEMENT SERVICE PERFORMANCE OVERALL:

There were only three capital projects funded for 2013/2014, Viz purchase of bins (delayed and ultimately not achieved due to supply chain process constraints,) purchase of four compactors (done but to arrive in the next financial year) and purchase of light delivery vehicles(purchased but to arrive in the next financial year) it must be noted that vehicles are purchased by fleet management, a business unit separate from Waste Management. The business unit makes do by running an afternoon shift refuse collection system. The arrival of the four compactors will improve fleet availability by 20% to between 60 and 80%.

CITY OF CHOICE
PIETERMARITZBURG
MSUNDUZI

1.5 WASTE MANAGEMENT (LANDFILL SITE)

INTRODUCTION TO WASTE MANAGEMENT (NEW ENGLAND LANDFILL SITE)

The New England Landfill Site is the largest, permitted Site in the KwaZulu-Natal Midlands and is a regional Site serving the disposal needs of not only Msunduzi but local municipalities within the jurisdiction of the District Municipality. The Site receives approximately 500 tons of waste daily which is spread, compacted and covered. Users of the Site are billed for the waste disposed and statistical data is maintained of the waste disposed in categories for the purposes of future planning and other advanced Waste Management initiatives. The Site is managed to strict compliance with relevant environmental legislation and bi-annual monitoring for gas emissions, groundwater and surface water contamination, and leachate emissions is conducted to ensure that the Site does not pose an environmental threat to the environment. Tests conducted in March 2013, June 2013 and February 2014 has confirmed that the Site poses no threat to the environment.

Table 48 - WASTE DISPOSAL SERVICES STATISTICS

DESCRIPTION	2010/2011	2011/2012	2012/2013	2013/2014
	TONS	TONS	TONS	TONS
Waste Disposal per Category				
Builders Rubble	42 641	23 997	24 147	33 939
Bulk Food Waste	640	518	315	474
Garden Refuse	11 373	12 342	15 064	20 399
General Domestic Waste	30 219	28 514	28 629	28 281
Industrial Waste	44 025	41 831	34 368	34 404
Sawdust	78	73	53	252
Cover Material	41 914	40 978	37 089	42 630
Illegal Dumping	5 781	4 652	8 528	2 646
TOTAL	**176 671**	**152 905**	**148 193**	**163 025**

Table 49 - WASTE DISPOSAL SERVICE POLICY OBJECTIVES TAKEN FROM IDP

Service Objectives	Outline Service Targets	2012/2013		2013/2014		2014/2015
Service indicators (i)		Target	Actual	Target	Actual	Target
Future capacity of existing and earmarked (approved use and in councils possession) approved waste disposal sites	Amount of spare capacity available in terms of the number of years of capacity available at the current rate of landfill usage	12	6	12	6	12
Portion of waste recycled	Volume of waste recycled as a % of the total volume of waste disposed of at the landfill	40	20	40	25	40
Proportion of waste disposal sites in compliance with Environmental Conservation Act	% of landfill sites that are being managed in compliance with the Environmental Conservation Act	100	85	100	90	100

Table 50 - EMPLOYEE: LANDFILL SITE - WASTE DISPOSAL SERVICES

Job Level	2012/2013	2013/2014			
	Employees No.	Posts No.	Employees No.	Vacancies (fulltime equivalents No.	Vacancies (as a % of total posts) %
A1 - A4	14	14	14	-	-
B1 - B4	6	12	4	8	66%
C1 - CU	1	1	1	-	-
D1 – DU	1	1	1	-	-
E1 – E2	-	-	-	-	-
F1 – F2	-	-	-	-	-
Total	22	28	20	8	28%

CITY OF CHOICE
PIETERMARITZBURG
MSUNDUZI

Table 51 - FINANCIAL PERFORMANCE 2013/2014: LANDFILL SITE - WASTE DISPOSAL SERVICES					R'000
Details	2012/2013	2013/2014			
	Actual	Original Budget	Adjustment Budget	Actual	Variances to Adjusted Budget %
Total Operational Revenue (excl. tarrifs)	**0**	**0**	**0**	**0**	**0%**
Expenditure:					
Employees	3 741	4 146	4 146	4 262	3%
Repairs and Maintenance	1 279	1 654	831	687	-17%
Other	6 544	4 500	3 652	3 378	-8%
Total Operational Expenditure	**11 564**	**10 300**	**8 629**	**8 327**	**-3%**
Net operational (Service) Expenditure	**11 564**	**10 300**	**8 629**	**8 327**	**-3%**

Table 52 - CAPITAL EXPENDITURE : LANDFILL SITE - WASTE DISPOSAL SERVICES					
DETAILS	2013 / 2014				R,000
	ORIGINAL 2013 / 2014 BUDGET	ADJUSTED 2013_2014 BUDGET	YTD ACTUAL EXPENDITURE	VARIANCE FROM ADJUSTED BUDGET %	TOTAL PROJECT VALUE
MIG - LANDFILL UPGRADE	8 090	4 670	4 670	0%	5 302

COMMENT ON WASTE DISPOSAL SERVICE PERFORMANCE OVERALL:

The Site has been extensively upgraded in terms of infrastructure in order to increase the lifespan of the Site. This entailed construction of containment berms, clay-capping of the side slopes, perimeter and access road upgrade, ramp access construction in order to gain entry to the workface of the Site and upgrade to the leachate management system. The second phase of the installation of heavy-duty palisade fencing was also completed. Funding has been obtained from COGTA by the uMgungundlovu District Municipality to construct a Materials Recovery Facility on Site which will achieve our target of recycling at least 50% of the waste to Landfill. This project will also provide sustainable jobs for co-operatives that have been established. In conjunction with this project, a waste recycling collection system will be implemented in order to source separate recyclables. We have embarked on the process of establishing a Gas-To-Energy project on Site. The Department of Energy is currently in the process of evaluating proposals submitted by specialist consultants for the generation of gas to energy with the intention of appointing Independent Power Producers. The project will commence on the appointment of the IPP.

1.6 HOUSING

INTRODUCTION TO HOUSING

The Municipality of Msunduzi has encountered profound challenges in the past years that have, to a great extent, affected its ability to dispense of its mandatory obligation of providing housing and creating sustainable human settlements for the benefit of its predominantly impoverished residents. This has as such affected the city's ability to respond to rapid growth an effect reminiscent of rural urban migration that characterises developing countries such as South Africa.

The city's housing backlog is regarded to include people living in informal settlements, rented accommodation both in formal commercial accommodation and in backyards, as well adults living at home with parents due to their inability to gain access to formal housing of their own. The total of all these categories is estimated at approximately 35 000 households. The most pertinent question to ask therefore becomes whether the municipality is ready to face this challenge.

The level 1 accreditation awarded to the municipality and confirmed in 2013 has been clear indication of the confidence both the Provincial and National spheres of government are having in Msunduzi to can rise up to the challenge of addressing the housing backlog. The accreditation protocol makes it mandatory for the municipality to build appropriate capacity within the Human Settlement sub unit. During the 2013 – 2014 financial year the Municipality started to populate the newly approved organisational structure for Human Settlement by filling five key positions, which included that of the senior manager of the sub unit.

A number of crucial investigations and studies have been initiated during the 2013 – 2014 financial year. These studies include:

CITY OF CHOICE
PIETERMARITZBURG
MSUNDUZI

THE HOUSING VALUE CHAIN STUDY

This investigation was undertaken as a result of the realisation that almost all housing projects that have been undertaken since 1994 have not got to the stage where all beneficiaries have taken transfer of their houses. This investigation therefore attempted to analyse the reasons behind the failure to have all these old projects closed out, establish the various phases of the development value chain and categorise each and every one of these projects according to the identified development phases. This exercise has since been completed.

REVIEW OF THE HOUSING SECTOR PLAN

The accreditation protocol entrenches the requirement in terms of the Municipal Systems Act that the Municipality has to prepare the Housing Sector Plan every five years and review such annually. The Housing Sector Plan had last been prepared in 2011. This to some extent meant the Municipality had not complied with its legislative mandate and for years could not ensure that the housing delivery attempts were truthfully responding to the needs and were addressing the backlog. The review of the Sector Plan was therefore started during the second half of 2013 – 2014. This was synchronised with the review of the IDP to ensure that all important projects information is covered in both documents.

INFORMAL SETTLEMENTS NUSP INVESTIGATION

Msunduzi has been nominated by the National Department of Human Settlement as one of the priority municipalities in terms of receiving assistance towards eradication of slums. To this end the National DoHS commissioned an assessment of all the 74 informal settlements found in Msunduzi. The study, which was concluded and adopted by Council during 2013 -2014, profiled all informal settlements and identified what kind of intervention the Municipality would have to undertake in order to successfully eradicate such.

INFORMAL SETTLEMENT MANAGEMENT AND CONTROL STRATEGY

One of the recommendations of the NUSP report is that the Municipality has to adopt a management and control strategy through which it ensure that development of any new informal settlements is controlled. The preparation of such a strategy was started during the second half of the financial year and is due to be adopted by Council.

The 2013 -2014 financial year witnessed some very important milestones that contribute to the ultimate goal of creating sustainable human settlements. Among these are:

The purchase of Ethembeni land – 145ha - for housing development has been concluded with the assistance of the National Development Agency and funding from DoHS.

A number of projects were undertaken and important milestones achieved during the year under review. The following is a synopsis of some of those projects.
Copesville housing project: The significance of this project is that it had been stalled for years due to the fact because of the existence of a quarry and a shooting range within its proximity, the Department of Agriculture would not issue a Record of Decision (ROD) for the project to proceed. This project has since been resuscitated and is now progressing to final stages of planning.

Jika Joe temporary housing was initiated in response to fires that broke out in the area and threatened the lives of 350 residents of the informal settlement. Progress on the project has not been according to plan and this project is highlighted here to bring the point home that there is a need for various sections of the Municipality to work as unit and align each other's policies to be able to respond to unconventional situations.

The Wirewall rectification project went through intensive planning process, a process that also required coordinated inputs of various sections of the Municipality as well as other spheres of government. This process has not been without its fair share of challenges. Such challenges have only served to enrich and provide solid grounding for implementation to take place during the 2014 – 2015 financial year.

Table 53 - PERCENTAGE OF HOUSEHOLDS WITH ACCESS TO BASIC HOUSING

Year End	Total Households (incl. formal and informal Settlements)	Houses in formal settlements	Percentage of HHs in formal settlements
2010/2011	137963	107013	77.5%
2011/2012	137963	107013	77.5%
2012/2013 *	163993	120862	73,7%
2013/2014 *	163993	120862	73,7%

* Census 2011 data

CITY OF CHOICE
PIETERMARITZBURG
MSUNDUZI

Table 54 - HOUSING SERVICE POLICY OBJECTIVES TAKEN FROM IDP						
Service Objectives	Outline Service Targets	2012/13		2013/14		2014/15
Service Indicators (1)		Target	Actual	Target	Actual	Target
Khalanyoni	Construct 1000 houses.	Applied to DOHS for Appointment of IA for Stage 1 feasibility studies	Project Approved by DOHS. SCM Process under-way.	Redo SCM Process	BID Evaluation completed	Hold Inception meetings and agree on the scope of work for detailed feasibility studies
Kwa 30	Construct 400 houses	Applied to DOHS for Appointment of IA for Stage 1 feasibility studies	Project Approved by DOHS. SCM Process under-way.	Redo SCM Process	BID Evaluation completed	Hold Inception meetings and agree on the scope of work for detailed feasibility studies
J2 and Quarry	Obtain ap-proval from DoHS; Appoint Service Provid-er to under-take feasibility studies	IA to complete Stage 1 feasi-bility studies.	IA Appointed. Pre-feasibil-ity studies completed. Detailed fea-sibility studies to begin in 2013/14.	Appoint IA to undertake fea-sibility studies	PLS Applica-tion submit-ted to DOHS reported to HEAC in June 14.	Complete draft environ-mental impact assessment report
Edendale: Bulwer	Obtain ap-proval from DoHS; Appoint Service Provid-er to under-take feasibility studies	IA to complete Stage 1 feasi-bility studies.	IA Appointed. Pre-feasibil-ity studies completed. Detailed fea-sibility studies to begin in 2013/14.	Appoint IA to undertake fea-sibility studies	PLS Applica-tion submit-ted to DOHS reported to HEAC in June 14	Complete draft environ-mental impact assessment report
Hollingwood	Obtain ap-proval from DoHS; Appoint Service Provid-er to under-take feasibility studies	Applied to DOHS for Appointment of IA for Stage 1 feasibility studies	Application submitted to DOHS. Awaiting MEC Approval.	Complete Pre-Feasibility Studies	Pre-Feasibility Studies have commenced.	Approved EIA plan of study area and fea-sibility studies ongoing.
Glenwood South East Sector - PF	Complete fea-sibility studies.	N/A	N/A	Appoint IA to undertake Feasibility Studies	Submission made to DOHS for Stage 1 Approval.	IA to submit draft inception report to the Municipality.
Ambleton 3 - PF	Complete fea-sibility studies.	N/A	N/A	Appoint IA to undertake Feasibility Studies	Submission made to DOHS for Stage 1 Approval.	IA to submit draft inception report to the Municipality.
Edendale Priority Project – Stage 1	Complete fea-sibility studies.	N/A	N/A	Awaiting land acquisition by GEVDI.	Land Acquisi-tion process underway.	Complete pre-feasibility studies
Edendale Unit S 3-8	Complete installation of Services; wa-ter; sanitation; roads drain-age for 2010 houses as per NHBRC report	Complete outstanding services to 2010 sites	1847 sites com-pleted with services.	Complete Outstanding Services	Completed and Closed-out	Nil
Msunduzi Revamping Project	Build 600 hous-es in various wards	N/A	N/A	360 to be built by 30 June 2014	Nil	200 units to be built by 30 June 2015.

CITY OF CHOICE
PIETERMARITZBURG
MSUNDUZI

Table 54 - HOUSING SERVICE POLICY OBJECTIVES TAKEN FROM IDP						
Service Objectives	Outline Service Targets	2012/13		2013/14		2014/15
Service Indicators (1)		Target	Actual	Target	Actual	Target
Msunduzi WireWall	Complete Construction of 850 Top Structures	Management of IA for the completion of 340 units by 30 June 2013	Current IA contract terminated by DOHS. TMM requested to appoint new IA.	350 houses identified within Wirewall project that requires repairs will be completed by 30 June 2014.	350 houses have been assessed for repairs.	Masiqhame Clean up-Renovate 500 houses. New Houses - Demolish and rebuild 100 houses by 30 June 2015
Lot 182 Sinathing	Complete Construction of 133 Top Structures; Obtain approval from DoHS	Management of IA for the completion of 340 units by 30 June 2013	Delays in Building plan Approval	133 Houses to be built by 30 June 2014.	10 houses have been built	133 houses to be built by 30 June 2015
Willow EE Phase 1	Build 73 houses	N/A	N/A	Complete 73 houses by March 2014	1 house has been built	73 houses to be built by 30 June 2015
Glenwood: North East Sector 500 Units	Complete Planning and Design	Finalize appointment of IA.	Appointment of IA re-affirmed by MEC. Application for Stage 1 submitted to DOHS.	Have a signed tri=partite agreement in place	Agreement ready for signature. Council resolution outstanding for authority for MM to sign the agreement.	Obtain approved general plan of township

Table 55 - EMPLOYEE: HOUSING SERVICES					
Job Level	2012/2013	2013/2014			
	Employees No.	Posts No.	Employees No.	Vacancies (fulltime equivalents No.	Vacancies (as a % of total posts) %
A1-A4	4	14	4	10	71%
B1-B4	13	23	8	15	65%
C1-CU	11	19	9	10	52%
D1 –DU	5	8	5	3	37%
E1 – E2	-	1	1	1	0%
F1 – F2	-	0	-	-	-
Total	33	64	26	38	59%

Table 56 - FINANCIAL PERFORMANCE 2013/2014: HOUSING SERVICES					R'000
Details	2012/2013	2013/2014			
	Actual	Original Budget	Adjustment Budget	Actual	Variances to Adjusted Budget %
Total Operational Revenue (excl. tarrifs)	-524	-70	-70	-5 711	-8
Expenditure:					
Employees	8,759	9 391	9 554	8 981	-6
Repairs and Maintenance	118	211	161	135	-16
Other	6,449	7,977	7,305	23,051	216
Total Operational Expenditure	15,326	17,579	17,020	32,167	89
Net operational (Service) Expenditure	14,802	17,509	16,950	26,456	56

CITY OF CHOICE
PIETERMARITZBURG
MSUNDUZI

Table 57 - CAPITAL EXPENDITURE: HOUSING SERVICES R'000					
Details	2013/2014				
	Budget	Adjustment Budget	Actual Expenditure	Variances from original Budget %	Total Project Value
Total All					
No Capital Projects in 2013/2014 financial year.	N/A	N/A	N/A	N/A	N/A

COMMENT ON THE PERFORMANCE OF THE HOUSING SERVICE OVERALL:

The year 2013/2014 saw a number of policy and strategy investigations initiated and some concluded. This can only be viewed as a step in the right direction as such studies provide the impetus and compass to guide Human Settlement performance into the future. The performance plan for the year ahead has taken guidance from the foundations thus laid and as such more projects have been identified in line with the NUSP report and the Housing Sector Plan. The initiation of planning for the Peace Valley Glenwood South East Sector, Kwa 30 and Khalanyoni as well as Jika Joe Community residential Units project is in direct response to the need to eradicate slums as informed by the investigations mentioned above.

During the 2013/2014 financial year the Municipality has experienced a number of challenges that threatened a number of housing projects at implementation stage. The year 2013/2014 should have seen construction of some 1566 housing units and services installed to 611 sites. Community unrests and deliberate service delivery interruptions let to projects in Willowfontain EE phase 1 and Lot 182 Snathing being blocked most of the financial year. Planned targets for the projects of Tamboville, Tembalihle and Site 11 were based on getting consolidation subsidies approval by the DoHS on time. Such approvals were not forthcoming up to the end of the financial year. There are projects which became subjects of lengthy litigations such as the Edendale Unit H and Edendale T2 / T3 projects and such litigations have affected the progress on construction of houses.

The Municipality is doing its very best to implement infrastructure services that contribute deal directly with redressing the imbalances of the past. This has led to setting standards that are much higher than those set in terms of the National Housing Code. Aligning the two has been a challenge which has led to stalling of the Edendale Unit S Phase 8 project. To date the project is still waiting for MIG funding approval.

1.7 INDIGENTS – FREE BASIC SERVICES

INTRODUCTION TO FREE BASIC SERVICES AND INDIGENT SUPPORT

The delivery of free basic services to the people is a priority to the Council in order to afford dignity to our community that live below the poverty line. In this group we include and not limited to the elderly, unemployed, child headed household and people living with disabilities.

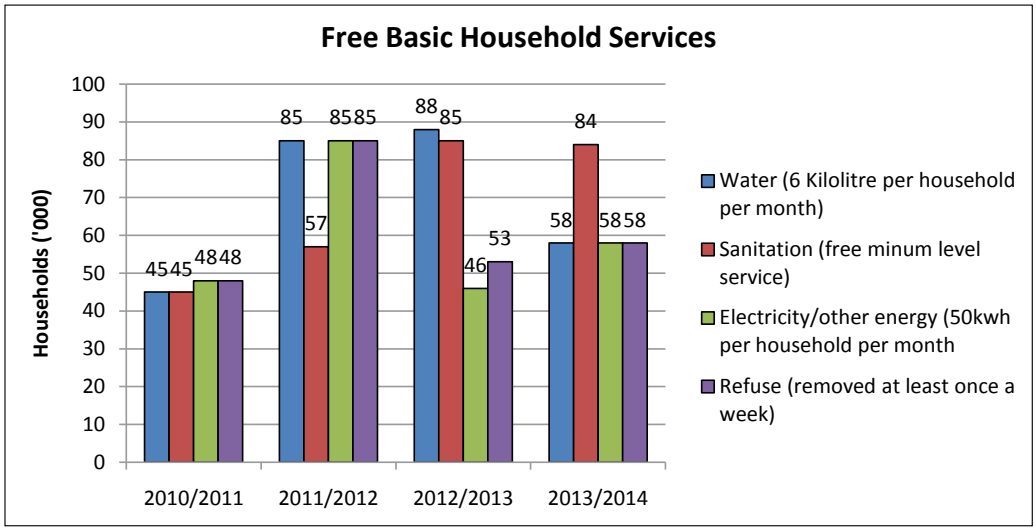

Table 58 - FREE BASIC SERVICES TO LOW INCOME HOUSEHOLDS					
	Number of households				
	Total	Households earning less than R1.100 per month			
		Free basic water	Free basic sanitation	Free Basic Electricity	Free Basic Refuse
2011/2012	9 960 426	117 065	44 312	9 750 927	48 122
2012/2013	4 669 494	2 974 050	34 765	1 660 679	75 163
2013/2014	5 740 182	1 038 977	42 797	4 616 045	42 363

Table 59 - FINANCIAL PERFORMANCE 2012/2013: COST TO MUNICIPALITY OF FREE BASIC SERVICES DELIVERED					
Services Delivered	2012/2013	2013/2014			
	Actual	Budget	Adjustment Budget	Actual	Variance to Budget %
Water	3 225 309	1 555 424	-	1 911 771	- 877
Waste Water (Sanitation)	2 320 714	3 074 917	-	5 783 802	88
Electricity	166 954	122 303	-	717 402	487
Waste Management (Solid Waste)	2 645 032	8 971 245	-	2 618 214	- 71
Total:	8 358 009	13 723 889	-	11 031 189	- 20

Table 60 - FREE BASIC SERVICE POLICY OBJECTIVES TAKEN FROM IDP						
Service Objectives	Outline Service Targets	2012/2013		2013/2014		2014/2015
Service Indicators (1)		Target	Actual	Target	Actual	Target
Indigent Policy	Indigent policy reviewed and adopted by the 30th of June Annually	Indigent policy reviewed and adopted by the 30th of June Annually	Indigent policy reviewed and adopted by the 30th of June 2013	Indigent policy reviewed and adopted by the 30th of June Annually	Indigent policy reviewed and adopted by the 30th of June 2014	Indigent policy reviewed and adopted by the 30th of June Annually
Indigent Register	Indigent register reviewed and adopted by the 30th of June Annually	Indigent register reviewed and adopted by the 30th of June Annually	Indigent register reviewed and adopted by the 30th of June 2013	Indigent register reviewed and adopted by the 30th of June Annually	Indigent register reviewed and adopted by the 30th of June 2014	Indigent register reviewed and adopted by the 30th of June Annually

COMMENT ON FREE BASIC SERVICES AND INDIGENT SUPPORT:

All our low income earners identified in terms of the adopted policy prescription for 2013/14 did get free basic services according to national norms and standards.

2. COMPONENT B: ROAD TRANSPORT

This component includes: roads; transportation planning; and storm water drainage & fleet management.
INTRODUCTION TO ROAD TRANSPORT

This component of the report falls under the Roads & Transportation (R & T) Sub-unit of Infrastructure Services Business Unit. R & T deals with the following:

- Planning, Development and Maintenance of Municipal roads and stormwater infrastructure
- Transportation Planning, Traffic Engineering issues, Road Safety and Public Transport issues
- Planning, Development and Maintenance of Municipal Buildings
- Planning, Development and Maintenance of pedestrian and vehicle bridges

2.1 ROADS

INTRODUCTION TO ROADS

The Roads Section continues to address the backlog of gravel roads. An attempt is made every year to upgrade 20 km of gravel roads into "all weather" surfacing in order to render uninterrupted access and safety (i.e. through geometric interventions).

In 2013/2014, the Roads Section commenced with its 5-year road assessment in order to produce a revised Road Asset Management Plan (RAMP) and a Pavement Management System (PMS) to drive the Municipality's Preventative/Proactive Maintenance for the next five years.

The RAMP is going to inform the Upgrading of Gravel Roads programme, the gravel and backlog will be shown up to Ward level.

Preventative Maintenance Programme commenced in earnest in 2013/14. This programme has not been funded in previous years.

Table 61 - GRAVEL ROAD INFRASTRUCTURE

Kilometres

	Total gravel Roads	New Gravel Roads constructed	Gravel Roads upgraded to tar	Gravel Roads graded/ maintained
2011/2012	912,3	0	14,8	130
2012/2013	890,4	0	29,0	124
2013/2014	865,7	0	24,7	89

Table 62 - TARRED ROAD INFRASTRUCTURE

Kilometres

	Total Tarred Roads	New Tar Roads	Existing Tar Roads re-tarred	Existing Tar Roads re-sheeted	Tar Roads Maintained
2011/2012	1301,8	0	0	0	33
2012/2013	1330,8	29	1,4	0	55
2013/2014	1355,5	24,7	6,12	0	5.6

Table 63 - COST OF CONSTRUCTION / MAINTENANCE

R'000

	Gravel			Tar		
	New	Gravel-Tar	Maintained	New	Reworked	Maintained
2011/2012	0	44 643 323	10 558 726	24 833 209	0	418 500
2012/2013	0	66 581 940	10 105 021	23 516 848	6 000 000	968 280
2013/2014	0	-	-	-	-	-

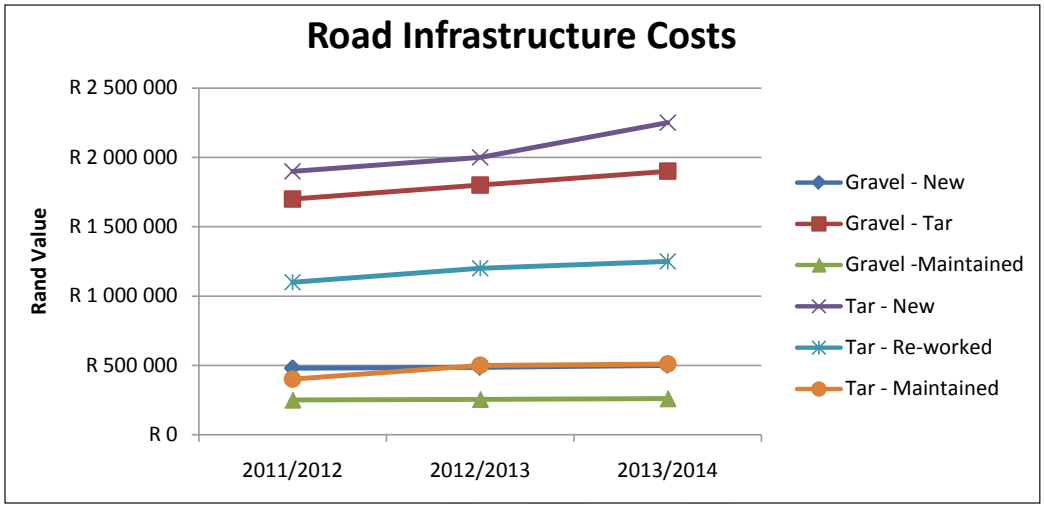

Table 64 - ROADS SERVICE POLICY OBJECTIVES TAKEN FROM IDP

Service Objectives	Outline Service Targets	2012/2013		2013/2014		2014/2015
Service indicators (i)		Target	Actual	Target	Actual	Target
Road Designs	Number of completed roads designs	6	6	3	1	10
Elimination of Gravel Roads in townships	Kilometres of Gravel Roads Tarred (Kilometres of gravel roads remaining	23	29	22	24	15
Development of Municipal Roads as required	Kilometers of Roads Developed	0	29	0	0	0
Maintenance	KMS of maintained gravel roads	40	124	120	89	100
Rehabilitation of Municipal Roads	M2 of Roads rehabilitation	0	14 696	16 600	36720	38000

CITY OF CHOICE
PIETERMARITZBURG
MSUNDUZI

Table 65 - EMPLOYEE: ROAD SERVICES					
Job Level	2012/2013	2013/2014			
	Employees No.	Posts No.	Employees No.	Vacancies (fulltime equivalents No.	Vacancies (as a % of total posts) %
A1 - A4	77	262	85	177	68%
B1 - B4	32	43	15	28	65%
C1 - CU	14	22	7	15	68%
D1 – DU	9	6	3	3	50%
E1 – E2	1	1	1	0	0%
F1 – F2	-	-	-	-	-
Total	133	334	111	223	67%

Table 66 - FINANCIAL PERFORMANCE 2013/2014: ROADS SERVICES R'000					
Details	2012/2013	2013/2014			
	Actual	Original Budget	Adjustment Budget	Actual	Variances to Adjusted Budget %
Total Operational Revenue (excl. tarrifs)	0	0	0	0	0%
Expenditure:					
Employees	21 167	23 049	23 147	21 415	-7%
Repairs and Maintenance	1 263	3 266	32 387	31 379	-3%
Other	101 782	87 199	82 762	186 933	126%
Total Operational Expenditure	**124 212**	**113 514**	**138 296**	**239 727**	**73%**
Net operational (Service) Expenditure	**124 212**	**113 514**	**138 296**	**239 727**	**73%**

Table 67 - CAPITAL EXPENDITURE : ROADS SERVICES					
DETAILS	2013 / 2014 R,000				
	ORIGINAL 2013 / 2014 BUDGET	ADJUSTED 2013_2014 BUDGET	YTD ACTUAL EXPENDITURE	VARIANCE FROM ADJUSTED BUDGET %	TOTAL PROJECT VALUE
MIG - UPGRADE DESIGN OF GRAVEL ROADS - VULINDLELA D1128 PHASE(1,2 & 3)	4 500	7 553	7 549	0%	23 000
MIG - UPGRADE OF GRAVEL ROAD - WIL-LOWFOUNTAIN ROAD	2 500	2 983	2 983	0%	5 056
MIG - UPGRADING OF GRAVEL ROAD - EDENDALE MBANJWA RD	2 000	2 743	2 743	0%	6 943
MIG - UPGRADING OF GRAVEL/GRAVSEAL READS - EDENDALE - TAFULENI ROAD	2 500	4 383	4 383	0%	8 583
MIG - HORSE SHOE ACCESS RD AND PAS-SAGES IN IMBALI STAGE 1& 2	1 500	1 499	1 498	0%	1 499
MIG - UPGRADING OF GRAVEL ROADS - EDENDALE - WARD 22	2 000	1 999	1 999	0%	1 999
MIG - UPGRADING OF GRAVEL RDS - EDN - WARD 12 - MOSCOW AREA RDS	2 500	2 743	2 651	-3%	2 500
MIG - UPGRADING OF ROADS IN EDEN-DALE - KWANYAMAZANE ROADS	2 500	2 599	2 673	3%	5 153
MIG - UPGRADING OFGRAVEL ROADS - EDENDALE - WARD 16	1 000	4 877	4 877	0%	999
MIG - NEW RDS, S/W & UPGRADE OF EXISTING LOW-COST-HOUSING - HANIVILLE	1 700	1 652	1 652	0%	14 000
MIG - UPRADE OF GRAVEL ROADS IN EDENDALE IN ESIGODINI	3 500	3 582	3 582	0%	7 573
MIG - UPGRADING OF GRAVEL ROADS - EDENDALE - STATION ROAD	2 000	254	254	0%	15 903
MIG - REHABILITATION OF ROADS IN ASHDOWN	1 500	1 483	1 483	0%	8 000

CITY OF CHOICE
PIETERMARITZBURG
MSUNDUZI

Table 67 - CAPITAL EXPENDITURE : ROADS SERVICES					
DETAILS	2013 / 2014 R,000				
	ORIGINAL 2013 / 2014 BUDGET	ADJUSTED 2013_2014 BUDGET	YTD ACTUAL EXPENDITURE	VARIANCE FROM ADJUSTED BUDGET %	TOTAL PROJECT VALUE
MIG - UPGRADING OF GRAVEL ROADS - EDENDALE - MACHIBISA / DAMBUZA ROADS	2 000	2 051	2 051	0%	30 000
MIG - UPGRADING OF GRAVEL ROADS - GREATER EDENDALE - IMBALI BB PHASE 2	1 500	2 858	2 858	0%	1 500
MIG – UPGRADING OF GRAVEL ROADS – GREATER EDENDALE – SHEMBE & JOE NGIDI	2 500	2 431	2 431	0%	24 440
MIG - UPGRADING OF GRAVEL ROADS - VULINDLELA -D2069 (MTHALANE RD)	4 000	7 095	7 095	0%	15 271
MIG - UPGRADING OF GRAVEL ROADS - GREATER EDENDALE - CALUZA ROADS	1 700	4 285	4 285	0%	10 000
CNL - ROAD REHABILITATION - PMS	5 000	4 990	4 986	0%	250 000
CNL - CONNOR - OTTO'S BLUFF ROADS - LINK	300	367	0	-100%	367
CNL - LESTER BROWN LINK ROAD	0	370	370	0%	22 000
CNL - GRIMTHORPE ROAD BRIDGE (DESIGN AND EIA)	400	420	420	0%	14 000
MIG - WOODHOUSE PEDESTRIAN BRIDGE	0	333	333	0%	3 200

COMMENT ON THE PERFORMANCE OF ROADS OVERALL:

The department has continued with its programme of upgrading gravel roads with a vision of reducing the high backlog of gravel roads in the city. 24.7 km were upgraded in 2013/14 financial year. Funds are slowly being made available by the municipality towards the rehabilitation programme, which makes up the preventative maintenance. In access, 36000m2 of road surfacing was attended in 2013/14.

2.2 TRANSPORTATION PLANNING

INTRODUCTION TO TRANSPORTATION PLANNING

Transportation Planning is crucial in planning sustainable developments and ensuring accessibility for all.
The Transportation planning section is responsible for meeting the directives set out at all spheres of Government. The key principles that we address as a section are:

1. Mobility and Land Use
2. Congestion
3. City Efficiency
4. Road Safety
5. Accessibility

Transportation Planning Section performs the following functions:

1. Evaluation, assessment and, siting of transport facilities
2. Planning, Co-ordination, facilitation and provision of efficient and effective transport systems and infrastructure for all private and public transport
3. Planning, Co-ordination, facilitation, provision, monitoring and regulation of efficient, effective public transport services and facilities within a balanced market demand and supply framework.
4. Provides effective traffic management, control and safety through co-ordinated planning and maintenance programmes.

CITY OF CHOICE
PIETERMARITZBURG
MSUNDUZI

Table 68 - TRANSPORT SERVICE POLICY OBJECTIVES TAKEN FROM IDP						
Service Objectives	Outline Service Targets	2012/2013		2013/2014		2014/2015
Service indicators (i)		Target	Actual	Target	Actual	Target
Traffic Calming	No. of implemented traffic calming as per plan	0	0	60	91	127
To provide safety to road users and community and improve accessibility and also contributing towards economic growth	No. of implemented traffic signals	0	0	6	4	4
	KM of Road Markings	400 km	389.6 km	360 km	320.4km	360km
	No. of road traffic signs replaced	600 signs	794 signs	600	652	600

Table 69 - EMPLOYEE: TRANSPORT SERVICES					
Job Level	2012/2013	2013/2014			
	Employees No.	Posts No.	Employees No.	Vacancies (fulltime equivalents No.	Vacancies (as a % of total posts) %
A1 - A4	77	20	10	10	50%
B1 - B4	32	30	16	14	47%
C1 - CU	14	9	7	2	22%
D1 – DU	9	5	3	2	40%
E1 – E2	-	-	-	-	-
F1 – F2	-	-	-	-	-
Total	133	64	36	28	44%

Table 70 - FINANCIAL PERFORMANCE 2013/2014: TRANSPORT SERVICES					R'000
Details	2012/2013	2013/2014			
	Actual	Original Budget	Adjustment Budget	Actual	Variances to Adjusted Budget %
Total Operational Revenue (excl. tarrifs)	0	-364	-364	-361	0%
Expenditure:					
Employees	7 137	7 635	8 090	8 062	0%
Repairs and Maintenance	1 837	1 764	2 149	2 071	-4%
Other	5 727	5 565	5 612	6 880	23%
Total Operational Expenditure	14 701	14 964	15 851	17 013	7%
Net operational (Service) Expenditure	14 701	14 600	15 487	16 652	8%

Table 71 - CAPITAL EXPENDITURE : TRANSPORTATION SERVICES					
DETAILS	2013 / 2014				
					R,000
	ORIGINAL 2013 / 2014 BUDGET	ADJUSTED 2013_2014 BUDGET	YTD ACTUAL EXPENDITURE	VARIANCE FROM ADJUSTED BUDGET %	TOTAL PROJECT VALUE
CNL - TRAFFIC CALMING MEASURES	1 000	985	985	0%	986
CNL - TRAFFIC LIGHT SPARES, EQUIPMENT AND TOOLS	500	139	139	0%	139
CNL - NEW TRAFFIC SIGNALS CONTROLLER	780	760	760	0%	773
CNL - INSTALLATION OF TRAFFIC SIGNALS	1 000	1 020	1 019	0%	1 019
DOT - BROOKSIDE TAXI HOLDING AREA	0	2 019	2 019	0%	9 550

COMMENT ON THE PERFORMANCE OF TRANSPORT OVERALL:

The Transportation Section continues to address the backlog of the installation of traffic calming measures and traffic signals in order to improve safety in the municipal road network. In 2013/14, the Transportation Section installed a total of ninety-one (91) speed humps, four (4) traffic signals, and marking of three hundred and twenty point four (320.4) km's of roads and replacement of six hundred and fifty two (652) traffic signs at various wards within the municipality.

2.3 WASTE WATER (STORMWATER DRAINAGE)

INTRODUCTION TO STORMWATER DRAINAGE

The Municipality constructed 3.1km of storm water channel in various roads in the Greater Edendale. This was to prevent or minimise flooding of municipal roads. Other new systems are constructed in association with road network upgrade. However, this service is still under funded in terms of new or upgrade and maintenance of existing system.

Table 72 - STORMWATER INFRASTRUCTURE

Kilometre

	Total Stormwater measures	New Stormwater measures	Stormwater measures upgraded	Stormwater measures maintained
2011/2012	0	0	0	48
2012/2013	0	13,8	0	51
2013/2014	0	3.1	0	50

Table 73 - COST OF CONSTRUCTION / MAINTENANCE

R'000

	Stormwater Measures		
	New	Upgraded	Maintained
2011/2012	0	0	257 219
2012/2013	6 575	0	272 652
2013/2014	1 371	0	354 005

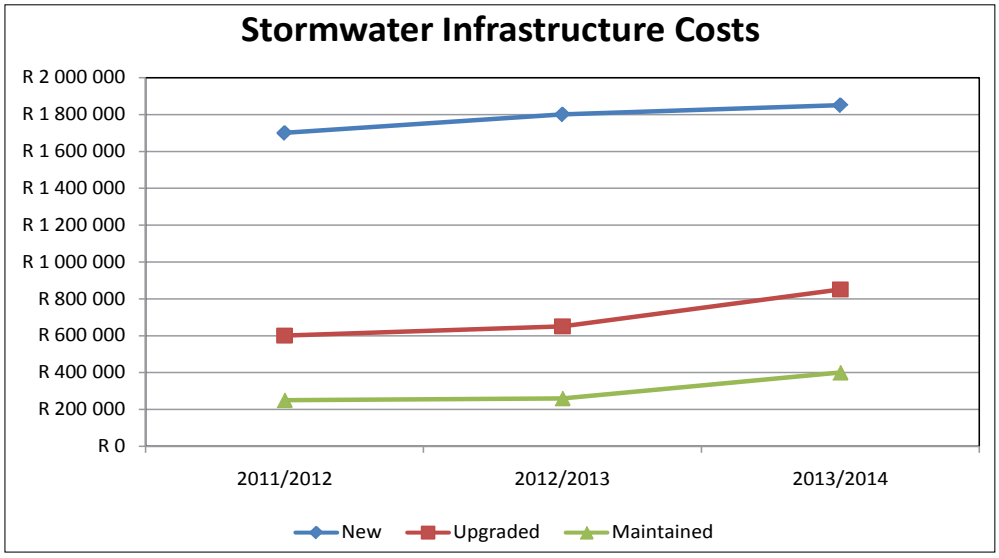

Table 74 - STORMWATER SERVICE POLICY OBJECTIVES TAKEN FROM IDP

Service Objectives	Outline Service Targets	2012/2013		2013/2014		2014/2015
Service Indicators (1)		Target	Actual	Target	Actual	Target
Stormwater Upgrades	KM of upgraded stormwater	0	0	0	13,8	0
Development of fully integrated stormwater management systems incl. wetlands and natural water sources	Phasing in of systems	0	0	0	0	0

Table 75 - EMPLOYEE: STORMWATER SERVICES

Job Level	2012/2013	2013/2014			
	Employees No.	Posts No.	Employees No.	Vacancies (fulltime equivalents No.	Vacancies (as a % of total posts) %
A1 - A4	63	386	74	312	81%
B1 - B4	21	53	13	40	75%
C1 - CU	3	16	5	11	69%
D1 – DU	-	6	3	3	50%
E1 – E2	-	-	-	-	-
F1 – F2	-	-	-	-	-
Total	87	**461**	**95**	**366**	**79%**

CITY OF CHOICE
PIETERMARITZBURG
MSUNDUZI

Table 76 - FINANCIAL PERFORMANCE 2013/2014: STORMWATER SERVICES R'000					
Details	2012/2013	2013/2014			
	Actual	Original Budget	Adjustment Budget	Actual	Variances to Adjusted Budget %
Total Operational Revenue (excl. tarrifs)	**0**	**0**	**0**	**0**	**0%**
Expenditure:					
Employees	15 827	16 836	17 261	17 047	-1%
Repairs and Maintenance	34	115	2 326	2 205	-5%
Other	16 367	17 560	16 423	15 539	-5%
Total Operational Expenditure	**32 228**	**34 511**	**36 010**	**34 791**	**-3%**
Net operational (Service) Expenditure	**32 228**	**34 511**	**36 010**	**34 791**	**-3%**

Table 77 - CAPITAL EXPENDITURE - STORMWATER SERVICES					
DETAILS	2013 / 2014 R,000				
	ORIGINAL 2013 / 2014 BUDGET	ADJUSTED 2013_2014 BUDGET	YTD ACTUAL EXPENDITURE	VARIANCE FROM ADJUSTED BUDGET %	TOTAL PROJECT VALUE
MIG - UPGRADE SWD IN GREATER EDENDALE - FLOODING HOUSES IN SMEROE	300	156	115	-26%	156

COMMENT ON THE PERFORMANCE OF STORMWATER DRAINAGE OVERALL:

Only 3.1km of storm water channels were constructed in the 2013/2014 financial year. Due to financial constraints, the available funding is not enough to deal with storm water issues.

2.4 FLEET MANAGEMENT

INTRODUCTION TO FLEET MANAGEMENT

Overview of Fleet Management

Fleet Management is the sub-unit of Infrastructure Business unit and its core function is management, replacement and maintenance of Council's fleet and heavy plant. Fleet Management is divided into three sub-sections namely: Fleet Administration, Fleet Maintenance and Fleet Control.

Strategic objectives of these sub-sections are:

Fleet Administration is responsible for budgeting, request to purchase parts and services, vehicle licensing, service plan, certificate of road worthiness, job cards, CAMIS (vehicle history information) and auditing of keys and log books.

Fleet Maintenance is responsible for preventative maintenance, react on breakdowns and diagnose and repair defects.

Fleet Control is responsible for Internal and external hiring, contract tenders, purchasing and disposal of vehicles, monitor vehicle tracking system, implementation and compliance of fleet policy and branding of vehicles.

Fleet Strategy - In order for Fleet Management to provide optimal support to various business units, the following strategic objectives were implemented.

Service plan: Due to inadequate service plan, the vehicles and plant were not serviced properly and that was resulting on high maintenance cost and it was against the general fleet management principle that says in order to optimise and provide high level of vehicle availability, proper preventative maintenance plan must be in place. The service plan was introduced and implemented since 1st July 2012. At the beginning of implementation phase, the project was not running well because of non-availability of vehicles and turnaround time for order numbers. In the financial year 2013/14 the meetings and negotiations were going on with business units and the number of vehicles serviced per month has improved.

Fitment of vehicle monitoring system: This was due to abuse of vehicles and the high amount of fuel used. The implementation phase was at the beginning of 2012/13 financial year which went a bit slowly because of the resistance from staff. It was supposed to be completed by the end of that financial year but due to challenges of breakdowns and accidents it went over two weeks of the new financial year. The fitment is done as the new vehicles are being purchased. The major achievement is the better control and reduction of overtime and detection of vehicle abuse.

Purchase of new vehicles: 137 vehicles have been purchased in 2013/14 financial year on RT57 government contract and there was no need to go for tender. This project helped to overcome the shortage of vehicles due to ageing and resulting frequent breakdowns. Council corporate branding has been done as the vehicles get delivered for the purpose of easy identification.

Fleet policy: The policy was adopted by the full Council on the 26 September 2012. Implementation started thereof and number of business units were workshopped and the remainder of them were done in 2013/14 financial year.

Table 78 - FLEET MANAGEMENT POLICY OBJECTIVES TAKEN FROM IDP

Service Objectives	Outline Service Targets	2012/2013		2013/2014		2014/2015
Service indicators (1)		Target	Actual	Target	Actual	Target
Vehicle purchasing	250 vehicles to be purchased by 30-06-2014	113 vehicles	113 vehicles	137 vehicles	128 vehicles	164 vehicles purchased by 30-06-2015
Corporate branding of vehicles	250 vehicles to be branded	113 vehicles	83 vehicles	137 vehicles	60 vehicles	164 vehicles branded by 30-06-2015
Preventative-maintenance	861 vehicles and plant to be serviced by 30-06-2015	724 vehicles and plant to be serviced by 30-06-2013	724 vehicles and plant serviced.	861 vehicle and plant serviced by 30-06-2014	186 vehicles and plant were serviced by 30-06-2014	888 vehicles and plant to be serviced by 30-06-2015

Table 79 - EMPLOYEE: FLEET MANAGEMENT

Job Level	2012/2013	2013/2014			
	Employees No.	Posts No.	Employees No.	Vacancies (fulltime equivalents No.	Vacancies (as a % of total posts) %
A1 - A4	32	60	27	33	55%
B1 - B4	31	112	33	79	71%
C1 - CU	22	42	21	21	50%
D1 - DU	4	4	3	1	25%
E1 - E2	-	-	-	-	-
F1 - F2	-	-	-	-	-
Total	88	**218**	**84**	**134**	**61%**

Table 80 - FINANCIAL PERFORMANCE 2013/2014: FLEET MANAGEMENT

R'000

Details	2012/2013	2013/2014			
	Actual	Original Budget	Adjustment Budget	Actual	Variances to Adjusted Budget %
Total Operational Revenue (excl. tarrifs)	**0**	**0**	**0**	**0**	**0%**
Expenditure:					
Employees	18 720	19 493	20 222	20 862	3%
Repairs and Maintenance	2 760	2 732	2 794	2 705	-3%
Other	18 307	24 323	24 310	12 511	-49%
Total Operational Expenditure	**39 787**	**46 548**	**47 326**	**36 078**	**-24%**
Net operational (Service) Expenditure	**39 787**	**46 548**	**47 326**	**36 078**	**-24%**

Table 81 - CAPITAL EXPENDITURE : FLEET MANAGEMENT

DETAILS	2013 / 2014				
					R,000
	ORIGINAL 2013 / 2014 BUDGET	ADJUSTED 2013_2014 BUDGET	YTD ACTUAL EXPENDITURE	VARIANCE FROM ADJUSTED BUDGET %	TOTAL PROJECT VALUE
CNL - REPLACEMENT OF VEHICLES, PLANT & EQUIPMENT	13 710	31 710	23 960	-24%	

COMMENT ON THE PERFORMANCE OF FLEET MANAGEMENT OVERALL:

Capital projects

Purchasing of vehicles, branding, fitment of aerial platform and fitting tipping system are the only capital projects that Fleet Management does.

CITY OF CHOICE
PIETERMARITZBURG
MSUNDUZI

137 vehicles were purchased on the 2013/14 financial year. EWCop monitoring system has been fitted to all of these vehicles. 97 of them are branded and the remaining 40 will be branded late towards the end of financial year. The 5 year plan for Fleet Management is to purchase 100 vehicles per year.

3. COMPONENT C: PLANNING AND DEVELOPMENT

This component includes: planning and local economic development, airport, building control & signage and market.

3.1 PLANNING

INTRODUCTION TO PLANNING AND DEVELOPMENT

The opportunity of town planning is to be able to work hand in hand with the communities in their attempts to achieve service delivery and make their life successful within their environment. Town planning deals with areas that need intervention by making sure that areas change for the betterment of people who are staying within those areas.

The challenge that is facing town planning is an increase of unauthorised land uses as a result of rigid legislation in terms of enforcing unauthorised land uses and a shortage of human capacity to enforce unauthorised land uses.

INTRODUCTION TO PLANNING

(i) A strategy of town planning for 2013/2014 was to be more pro-active in development by working hand-to-hand with developers who wants to invest in the city.

(ii) A Planning and Development Forum was also formed in house to fast-track applications that have been submitted by means of the Planning and Development Act.

(iii) A resolution was taken during this financial year to prepare a detailed planning for the South Eastern District Area, which include Ambleton, Ashburton and Lynnfield Park and also to prepare a Local Area Plan for the City centre as well as the extension of the town planning scheme over Sobantu and the Greater Edendale Area. This will help to curb the increase of unauthorised land uses and enforce unauthorised land uses.

(iv) It should be noted that the above mentioned projects will be completed in the 14/15 financial year.

(v) During 2014/2015 financial year the Town Planning Department will be preparing the Spatial Development Framework and Local Area Plans for Vulindlela.

Table 82 - PLANNING POLICY OBJECTIVES TAKEN FROM IDP

Service Objectives	Outline Service Targets	2012/2013		2013/2014		2014/2015
Service indicators (1)		Target	Actual	Target	Actual	Target
Determine planning applications within a reasonable timescale	Approval or rejection of all built environment applications within 3 months for the PDAs application and 5 months for Special Consent applications weeks	100% PDA"s applications completed on time	98% applications were completed on time	100% PDA"s applications completed on time	100% for PDA's were completed on time	PDA"s completed within 3mnths
		100% Special Consents applications completed in time	90% applications were completed on time Special Consents	100% Special Consents applications completed	100 % for Special Consent applications were completed on time.	Special Consents applications completed within 5mnths
	Reduction in planning decisions overturned	100% to be processed on time	99% application finalized on time	100% to be processed on time	100% applications finalized on time.	100% to be processed on time

CITY OF CHOICE
PIETERMARITZBURG
MSUNDUZI

Table 83 - EMPLOYEE: PLANNING SERVICES					
Job Level	2012/2013	2013/2014			
	Employees No.	Posts No.	Employees No.	Vacancies (fulltime equivalents No.	Vacancies (as a % of total posts) %
A1 - A4	-	-	-	-	-
B1 - B4	3	3	3	-	-
C1 - CU	3	3	3	-	-
D1 - DU	13	13	8	5	38%
E1 - E2	-	-	-	-	-
F1 - F2	-	-	-	-	-
Total	19	19	14	5	26%

Table 84 - FINANCIAL PERFORMANCE 2013/2014: PLANNING SERVICES R'000					
Details	2012/2013	2013/2014			
	Actual	Original Budget	Adjustment Budget	Actual	Variances to Adjusted Budget %
Total Operational Revenue (excl. tarrifs)	2689	-90	-90	-214	138
Expenditure:					
Employees	6237	6,133	6,895	6,138	11
Repairs and Maintenance	0	150	100	24	-76
Other	895	2,545	23,996	49,112	105
Total Operational Expenditure	7132	8,828	30,991	55,274	78
Net operational (Service) Expenditure	4443	8,739	30,901	55,060	78

Table 85 - CAPITAL EXPENDITURE: PLANNING SERVICES R'000					
Details	2013/2014				
	Budget	Adjustment Budget	Actual Expenditure	Variances from original Budget %	Total Project Value
Total All					
No Capital Projects in the 2013/2014 financial year	N/A	N/A	N/A	N/A	N/A

COMMENT ON THE PERFORMANCE OF PHYSICAL PLANNING OVERALL:

Although there were some challenges in terms of human capacity, it should be noted that the performance of Town Planning Department is satisfactory. During 2014/2015 financial year the Town Planning Department will be preparing the Spatial Development Framework and Local Area Plans for Vulindlela.

3.2 LOCAL ECONOMIC DEVELOPMENT

INTRODUCTION TO LOCAL ECONOMIC DEVELOPMENT

The Local Economic Development is a Sub-Unit of Economic Development Business Unit and has four sections, Business Attraction and Retention, Municipal Enterprises in Airport, Forestry and Market, Property Valuation and Real Estate and Tourism.

The focus of the Unit this year was to review and develop various sector strategies and align these to the broader Municipal Spatial Development Framework and Integrated Development Plan in order develop a sustainable City. Coupled with this initiative, was the production of the municipal land audit that has taken stock of various land parcels with appropriate development attributes. This will assist in leveraging investment and channelling resources where they will be best utilized.

Table 86 - ECONOMIC ACTIVITY BY SECTOR R'000			
Sector	2011/2012	2012/2013	2013/2014
1 Agriculture	1 115 440	1 183 998	1 266 485
2 Mining	102 611	83 607	100 067
3 Manufacturing	2 583 174	2 591 702	2 608 546
4 Electricity	879 464	977 150	1 062 851
5 Construction	763 764	805 309	806 278
6 Trade	3 751 934	4 124 141	4 466 117

Table 86 - ECONOMIC ACTIVITY BY SECTOR			R'000
Sector	2011/2012	2012/2013	2013/2014
7 Transport	2 944 457	3 004 902	3 055 025
8 Finance	4 536 322	4 870 798	5 137 738
9 Community services	8 754 786	9 632 230	10 640 961
TOTAL	**25 431 952**	**27 273 838**	**29 144 067**

Table 87 - ECONOMIC EMPLOYMENT BY SECTOR			Jobs
Sector	2011/2012	2012/2013	2013/2014
1 Agriculture	7 921	7 383	7 300
2 Mining	311	365	334
3 Manufacturing	22 717	22 078	21 740
4 Electricity	761	752	701
5 Construction	9 538	9 284	9 372
6 Trade	21 030	20 853	20 871
7 Transport	5 156	5 077	5 046
8 Finance	20 119	19 886	20 293
9 Community services	40 365	41 906	43 696
10 Households	16 740	16 537	16 731
TOTAL	**144 659**	**144 122**	**146 083**

COMMENTS ON LOCAL JOB OPPORTUNITIES:

There are three major shopping malls that are currently under construction and when completed will generate a combined 2000 direct employment units, other major development are at various stages of development.

A major landmark was the development of a Tourism Master Plan that introduced a paradigm shift in a way that this sector has been managed by the municipality over the years. This culminated in the opening of a tourism hub building that will house all complementary tourism activities aim at leveraging the resources and expertise to position the city as a preferred tourist destination. A first tourism forum made up of all tourism interest groups was established for the first time I the municipality and will assist guide the development of the sector. The tourism function will be managed through a municipal entity.

A total of fourteen (14) co-operatives were established in the wards to render environmental and waste services in the wards that are not currently serviced by the municipality.

The Unit erected street furniture for the informal traders and has facilitated the creation of the informal chamber as a lobby group for the informal traders' rights and support.

Table 88 - JOB CREATION THROUGH EPWP* PROJECTS		
Details	EPWP Projects N2	Jobs created through EPWP Projects N2
2011/2012	95	1000
2012/2013	109	1000
2013/2014	53	1035
Extended Public Works Programme		

Table 89 - LOCAL ECONOMIC DEVELOPMENT POLICY OBJECTIVES TAKEN FROM IDP						
Service Objectives	Outline Service Targets	2012/2013		2013/2014		2014/2015
Service Indicators (1)		Target	Actual	Target	Actual	Target
Reduce unemployment	Job Creation	1000 job opportunities created by 31 July 2012	1000 job opportunities created by 31 July 2012	1000 job opportunities created by 31 July 2013	1250 Jobs created	Revamp Kwa-Mncane Market

CITY OF CHOICE
PIETERMARITZBURG
MSUNDUZI

Table 89 - LOCAL ECONOMIC DEVELOPMENT POLICY OBJECTIVES TAKEN FROM IDP						
Service Objectives	Outline Service Targets	2012/2013		2013/2014		2014/2015
Service Indicators (1)		Target	Actual	Target	Actual	Target
Increase Economic Activity	Review of LED strategy	Reviewed strategy submitted to SMC by 28 February 2013; implementation of strategy as per action plan	Issue of proposal calls to develop sector strategy	LED Strategy adopted by SMC by June 2014	Strategy Approved by the SMC IN December 2013	Host Investor Conference
Increase Economic Activity	Business Retention &Expansion programme implementation	Completed BR&E programme, and submission of action plan to SMC by 30 June 2013	Completed questionnaire, and compiled list of volunteers.	N/A	N/A	Number of LED strategy projects implemented
Strengthen LED Capacity	informal economy database	completed informal economy database by 30 June 2013	Database completed	N/A	N/A	% of business opportunities warded to local supplies
Employment Creation	Training Workshops by 30 June 2013	Conduct 8 Workshops by June 2013	8 Workshops Conducted by June 2013	Establishment of one ward one co-op by 30 June 2014 (waste management project)	Co-ops established by 30 December 2013	N/A
Local Economic Development	n/a	n/a	n/a	Tourism Master Plan Developed and submitted to SMC by the 31 of May 2014	Tourism Master Plan Developed and submitted to SMC by the 31 of May 2014	Tourism master plan implementation
Local Economic Development	n/a	n/a	n/a	Market facilities upgraded as per approved plan	%75 of Market upgrade completed	To finalize to complete the upgrade
Local Economic Development	n/a	n/a	n/a	Informal Economy strategy Developed and submitted to SMC by 31 May 2014	Informal Economy Strategy developed and submitted to SMC by 31 May 2014	Implementation of the Informal Economy Strategy
Local Economic Development	n/a	n/a	n/a	Land Audit completed and submitted to SMC by 3rd March 2014	Land Audit not completed and submitted to SMC by 3rd March 2014	Land Audit to be completed and submitted to SMC by 31 of August 2014
Local Economic Development	n/a	n/a	n/a	General valuation roll GV submitted to SMC by 31 January 2014	GV presented to Municipality on the 21 March 2014	Conduct supplementary valuations
Local Economic Development	n/a	n/a	n/a	Establishment of Municipal entities by 30rd June 2014	Business cases had been completed and legislative process have commenced	Registration of entities

CITY OF CHOICE
PIETERMARITZBURG
MSUNDUZI

Table 90 - EMPLOYEE: LOCAL ECONOMIC DEVELOPMENT					
Job Level	2012/2013	2013/2014			
	Employees No.	Posts No.	Employees No.	Vacancies (fulltime equivalents No.	Vacancies (as a % of total posts) %
A1 - A4	1	1	1	-	-
B1 - B4	2	2	1	1	50%
C1 - CU	6	6	4	2	33%
D1 - DU	2	2	1	1	50%
E1 - E2	3	3	2	1	33%
F1 - F2	-	-	-	-	-
Total	14	14	9	5	35%

Table 91 - FINANCIAL PERFORMANCE 2013/2014: LOCAL ECONOMIC DEVELOPMENT SERVICES					R'000
Details	2012/2013	2013/2014			
	Actual	Original Budget	Adjustment Budget	Actual	Variances to Adjusted Budget %
Total Operational Revenue (excl. tarrifs)	11,203	0	0	0	0
Expenditure:					
Employees	4,409	4,316	4,316	5,718	32
Repairs and Maintenance	0	0	0	0	0
Other	4,508	4,994	5,809	6,614	14
Total Operational Expenditure	8,917	9,310	10,125	12,332	22
Net operational (Service) Expenditure	-2,286	9,310	10,125	12,332	22

Table 92 - CAPITAL EXPENDITURE: LOCAL ECONOMIC DEVELOPMENT SERVICES					R'000
Details	2013/2014				
	Budget	Adjustment Budget	Actual Expenditure	Variances from original Budget %	Total Project Value
Total All					
No Capital Projects in the 2013/2014 financial year	N/A	N/A	N/A	N/A	N/A

COMMENT ON LOCAL ECONOMIC DEVELOPMENT PERFORMANCE OVERALL:

The focus of the unit this year was to review and develop various sector strategies and align these to the broader Municipal Spatial Development Framework and Integrated Development Plan in order develop a sustainable city. Coupled with this initiative was the production of the municipal land audit that has taken stock of various land parcels with appropriate development attributes. This will assist in leveraging investment and channeling resources where they will be best utilized.

3.3 AIRPORT SERVICES

INTRODUCTION TO AIRPORT SERVICES

The Pietermaritzburg Airport is the premier regional airport in the province of KwaZulu-Natal, and is licensed as a Category 6 airport. The airport caters for both general aviation, and daily scheduled flights between OR Tambo Airport and Pietermaritzburg operated by SA Airlink and SA Express. There are also scheduled flights during the week between Ulundi and Pietermaritzburg operated by Federal Air. It is expected that SA Airlink will shortly announce a weekly flight between Cape Town International Airport and Pietermaritzburg. General aviation remains a key component of the airport, catering mainly for flight training, charter flights and Air Mercy Services.

The airport is owned by the Msunduzi Municipality, and is being managed by a service provider through a management agreement. Due to the introduction of a bigger jet by SA Airlink, and the subsequent change in category, the airport facilities had to be extended to accommodate the increase in passengers, and the bigger aircraft. The apron was reconfigured to accommodate the new aircraft, and the terminal building was extended, and can now accommodate 200 arriving and departing passengers at any one time.

The parking facility for both passengers and car rentals is operated on a public private partnership with a service provider.

Table 93 - AIRPORT SERVICES POLICY OBJECTIVES TAKEN FROM IDP						
Service Objectives	Outline Service Targets	2012/2013		2013/2014		2014/2015
Service indicators (1)		Target	Actual	Target	Actual	Target
Airport Development	Develop an Airport Master Plan	Completed airport master plan and submitted to SMC by 31 March 2013	Completed airport master plan and submitted to SMC by 31 March 2013	Review Airport Master Plan	Master Plan to be completed in August 2014	Development of the Airport precinct plan
Airport Development	N/A	N/A	N/A	Establishment of Airport Municipal entity by 30th June 2014	Business case has been completed and legislative processes have commenced	Registration of Airport entity

Table 94 - EMPLOYEE: AIRPORT SERVICES					
Job Level	2012/2013	2013/2014			
	Employees No.	Posts No.	Employees No.	Vacancies (fulltime equivalents No.	Vacancies (as a % of total posts) %
A1 - A4	1	1	1	-	-
B1 - B4	-	4	-	4	100%
C1 - CU	1	3	1	2	66%
D1 - DU	-	1	-	1	-
E1 - E2	-	-	-	-	-
F1 - F2	-	-	-	-	-
Total	2	9	2	7	77%

Table 95 - FINANCIAL PERFORMANCE 2013/2014: AIRPORT SERVICES					R'000
Details	2012/2013	2013/2014			
	Actual	Original Budget	Adjustment Budget	Actual	Variances to Adjusted Budget %
Total Operational Revenue (excl. tarrifs)	-5,966	-4,337	-4,337	-7,390	70
Expenditure:					
Employees	426	269	269	410	52
Repairs and Maintenance	426	502	442	400	-10
Other	12,158	11,782	11,416	14,169	24
Total Operational Expenditure	13,010	12,553	12,127	14,979	24
Net operational (Service) Expenditure	7,044	8,216	7,790	7,589	-3

Table 96 - CAPITAL EXPENDITURE: AIRPORT SERVICES					R'000
Details	2013/2014				
	Budget	Adjustment Budget	Actual Expenditure	Variances from original Budget %	Total Project Value
Total All	2,357	2,356	1,360	-42	
Improvement	357	201	165	-18	
Equipment	2,000	2,000	1,059	-47	
Furniture & Fittings	0	155	136	-12	

COMMENT ON AIRPORT SERVICES PERFORMANCE OVERALL:

In the financial year 2013/14 the capital works with respect to the reconfiguration of the apron, and the extension of the terminal building, was completed utilizing the infrastructure grant received from KZN Treasury. Additional minor structural work in the terminal building is scheduled to be completed in 2014/2015.

CITY OF CHOICE
PIETERMARITZBURG
MSUNDUZI

Passenger movements increased year on year by 14,9%, with the airport now averaging over 10,000 passengers per month. This can be attributed to the larger aircraft flying to and from OR Tambo Airport, and the reduction of airfares with the entry of a second airline on this route. Airport revenue also showed a significant increase compared to the previous year, with income increasing by 33,7%. Flight diversions were due to inclement weather.

The municipality has agreed in principle to the establishment of an Airport Entity to manage and operate the airport, together with an Airport Precinct that is being established. The Section 78 and Section 84 processes in terms of the MSA, and MFMA respectively, are underway. The establishment of a Technology Hub on vacant airport land is at an advanced stage, with the appointment of consultants to do the design, imminent.

Another successful air show was held in June, with over 3,500 people attending. The show gave the opportunity to 20 informal traders to sell their products within the show arena. For the first time, local learners from grades 10 to 12 were given instruction in mathematics, science and geography, and were exposed to the different aviation related careers.

3.4 BUILDING CONTROL & SIGNAGE

INTRODUCTION TO BUILDING CONTROL & SIGNAGE

The Building Control and Signage Section controls building construction and outdoor advertising signage in the city. This is done through compliance with the National Building Regulations and Building Standards Act, 1977, the SANS 10400, and the Msunduzi Municipality Advertising Signs Bylaws. This section has seen several improvements over the year:

1. After not being able to fill vacant posts over the past 3-4 years, additional members of staff have now been employed – a Chief Building Inspector, three new Building Inspectors were employed, one additional Plan Examiner was also recruited, and a permanent replacement for the vacant Administrative Officer post was appointed.

2. During the year the Plan Approval Systems have been substantially improved:
   - Plan Approval Management software was acquired and installed.
   - A Plan Approval Committee was established to ensure delays are minimised and to address the risk of possible fraud and corruption in the plan approval process.
   - A large format colour Scanner/Plotter/Copier was acquired and installed.
   - The scanning and digitising of all Building Plan files and documents, and the creation of a legitimate

Archival System was commenced, and is in an advanced stage, to be completed during next financial year.

3. On the Outdoor Advertising side there has been limited success – there have been no internal appointments made to the posts of Signage Officer or Signs Inspectors, however three inspectors have been seconded by Tutucomms (the appointed company to manage outdoor advertising signage in the city).

4. Works in progress which promise to greatly improve the control of signage and realise substantial revenue for the City are:
   - The revisiting and renewal of Billboard contracts and the contract for illuminated street-name pole advertising.
   - The appointment of Co-operatives to address illegal advertising and clean up the City.
   - The renewal of contracts for refuse bin and bus shelter advertising.

Table 97 - BUILDING CONTROL & SIGNAGE POLICY OBJECTIVES TAKEN FROM IDP

Service Objectives	Outline Service Targets	2012/2013		2013/2014		2014/2015
Service Indicators (1)		Target	Actual	Target	Actual	Target
100% compliance with legal requirements for approval of building plans by implementation of new plan approval and archival system	Installation of new digital Plan Approval System	Appoint Service Provider, install system	SCM processes delayed so no appointment made before 30 June 2014	Implementation of new Plan Approval System by 31 Dec 2013	System installed on 23 December 2013, large format Scanner/ Plotter/ Copier acquired	N/A
	Establish Archival System for all Building Plans	Appoint Service Provider to scan Building Plan documents for Archival	SCM processes delayed so no appointment made before 30 June 2014	Scanning of plans and documents 60% completed by 30 June 2014.	53 855 Building Plan files (1 086 835 Documents) scanned (71%)	Finalize scanning of documents (+- 45,000 files)

CITY OF CHOICE
PIETERMARITZBURG
MSUNDUZI

Table 98 - APPROVED BUILDING PLAN INFORMATION FOR THE MSUNDUZI MUNICIPALITY FOR THE PERIOD 1 JULY 2013 TO 30 JUNE 2014																
Month	1			3			2	4			5			6		
	Residential Dwelling Houses Passed			Other Residential-Flats, Hotels Etc			RPD Passed	Non Residential- Private Sector			Non Residential- Public Sector			Alteration & Additions-All Buildings		
	Units	Area m2	Cost (R)	Units	Area m2	Cost (R)	Units	Units	Area m2	Cost (R)	Units	Area m2	Cost (R)	Units	Area m2	Cost (R)
JULY	217	9409	22203550	11	1582	7913200	0	2	1690	5580300	0	0	0	44	5535	31526540
AUGUST	12	2563	12596348	1	670	3350000	0	4	13110	37763654	0	0	0	38	5369	20224532
SEPTEMBER	35	10035	55856824	18	1816	9083740	0	0	0	0	0	0	0	54	6468	41283794
OCTOBER	11	2443	12003320	1	1658	10777715	0	3	1792	7170000	0	0	0	34	3239	9130427
NOVEMBER	17	3303	18282705	0	0	0	0	3	7008	47982900	0	0	0	86	7962	270112902
DECEMBER	10	2520	15644175	0	0	0	0	1	722	3611350	0	0	0	52	5443	21607857
JANUARY	9	3412	18383380	0	0	0	0	1	362	2177220	0	0	0	29	3551	12968616
FEBRUARY	1	252	2500000	0	0	0	0	0	0	0	0	0	0	29	1714	6094885
MARCH	10	1913	7984300	0	0	0	0	1	2087	8350880	0	0	0	27	3512	13685320
APRIL	16	3733	25704335	0	0	0	0	1	2119	7418180	0	0	0	40	7164	29544188
MAY	5	2462	15953960	952	58065	300000000	0	1	615	2769660	0	0	0	33	3229	21188470
JUNE	32	6432	35747732	0	0	0	0	2	2707	15066650	0	0	0	79	9007	33078766
TOTAL	**375**	**48 477**	**242 860 629**	**983**	**63791**	**331 124 655**	**0**	**19**	**32 212**	**137890794**	**0**	**0**	**0**	**545**	**62 193**	**510 446 297**

Table 99 - EMPLOYEE: BUILDING CONTROL & SIGNAGE					
Job Level	2012/2013	2013/2014			
	Employees No.	Posts No.	Employees No.	Vacancies (fulltime equivalents No.	Vacancies (as a % of total posts) %
A1 - A4	-	-	-	-	-
B1 - B4	6	8	8	-	-
C1 - CU	8	10	6	4	40%
D1 - DU	2	5	2	3	60%
E1 - E2	-	-	-	-	-
F1 - F2	-	-	-	-	-
Total	16	21	16	7	44%

Table 100 - FINANCIAL PERFORMANCE 2013/2014: BUILDING CONTROL & SIGNAGE					R'000
Details	2012/2013	2013/2014			
	Actual	Original Budget	Adjustment Budget	Actual	Variances to Adjusted Budget %
Total Operational Revenue (excl. tarrifs)	-2,689	-2,590	-2,590	-2,384	-8
Expenditure:					
Employees	6,237	6,606	7,454	7,820	5
Repairs and Maintenance	0	45	1	0	0
Other	895	2,795	2,654	3,433	10
Total Operational Expenditure	7,132	9,446	10,109	11,253	11
Net operational (Service) Expenditure	4,443	6,856	7,519	8,869	18

Table 101 - CAPITAL EXPENDITURE: BUILDING CONTROL & SIGNAGE					R'000
Details	2013/2014				
	Budget	Adjustment Budget	Actual Expenditure	Variances from original Budget %	Total Project Value
Total All					
No Capital Projects for the 2013/2014 Financial Year	N/A	N/A	N/A	N/A	N/A

COMMENT ON BUILDING CONTROL & SIGNAGE PERFORMANCE OVERALL:

The Building Control and Signage section battled during the first half of the 2013/14 financial year due to the suspension of the previous manager and other HR challenges. However production picked up during the second half and very good performance overall was recorded. The new Plan Approval System is starting to show improvements in quality and quantity of Building Plans approved. The Archival System is well ahead of target and the quality of scanned documents exceeds initial expectations. The Outdoor Advertising function is still experiencing challenges due to shortage of experienced management and operational staff, but strategies for better control of legal advertising and eradication of illegal advertising are being developed and promise to deliver more control, a cleaner city, and increased revenue to the council during the 2014/15 financial year.

3.5 MARKET SERVICES

INTRODUCTION TO MARKET SERVICES

The Pietermaritzburg Fresh Produce Market operates through a system of market agencies, market agents acting as the link between sellers and buyers. The main products traded are potatoes, onions, tomatoes, vegetables, bananas and fruit. The crucial variable determining the economic viability of the market is the volume of business, or the tonnage throughput. The volume in the Msunduzi Market has declined relative to the major municipal markets in Johannesburg, Tshwane and Durban. In comparison to other national markets it has slipped to seventh position, out of seventeen municipal fresh produce markets.

The recent situational analysis of the market leads to the conclusion that the existing system of departmental management has failed to provide the resources did not need to promote business development, nor does it create incentives that to stimulate operational efficiency. The best way forward is to establish a market municipal entity, in the form of a private company, with focused goals, financial independence, management autonomy and accountability for results and this process is under way.

Table 102 - MARKET SERVICES POLICY OBJECTIVES TAKEN FROM IDP						
Service Objectives	Outline Service Targets	2012/2013		2013/2014		2014/2015
Service Indicators (1)		Target	Actual	Target	Actual	Target
Market Upgrade	Market Facilities upgrade as per approved plan by the 31st of April 2014	50% Upgraded Market	70% Upgraded Market	Market Facilities upgraded as per approved plan by the 31st of April 2014	80% Upgraded Market	Market Facilities 100% Upgraded By 31st December 2014
Market upgrade	Official opening of the upgraded market facilities completed by the 30th of June 2014	50% upgraded market	70% upgraded market	Official opening of the upgraded market facilities completed by the 30th of June 2014	Market was not official opened Due to the delays in completion of the upgrade	Facilities to be officially opened in 2014/15 financial year
Registration of the Market Entity	Registration of the Entity by 31 December 2014	N/A	N/A	Business Case Developed	Consultation Process	Registration of the market entity

Table 103 - EMPLOYEE: MARKET SERVICES					
Job Level	2012/2013	2013/2014			
	Employees No.	Posts No.	Employees No.	Vacancies (fulltime equivalents No.	Vacancies (as a % of total posts) %
A1 - A4	12	19	11	8	42%
B1 - B4	16	28	18	10	35%
C1 - CU	4	8	4	4	50%
D1 - DU	0	1	-	1	100%
E1 - E2	1	1	1	-	-
F1 - F2	-	-	-	-	-
Total	33	57	34	23	40%

Table 104 - FINANCIAL PERFORMANCE 2013/2014: MARKET SERVICES					R'000
Details	2012/2013	2013/2014			
	Actual	Original Budget	Adjustment Budget	Actual	Variances to Adjusted Budget %
Total Operational Revenue (excl. tarrifs)	24220	-18,203	-18,203	-21,517	18
Expenditure:					
Employees	7589	8,239	8,480	7,301	-14
Repairs and Maintenance	844	918	887	839	-5
Other	27096	11,502	19,568	26,139	27
Total Operational Expenditure	35529	20,659	28,935	34,279	18
Net operational (Service) Expenditure	11309	2,456	10,732	12,762	19

Table 105 - CAPITAL EXPENDITURE: MARKET SERVICES					R'000
Details	2013/2014				
	Budget	Adjustment Budget	Actual Expenditure	Variances from original Budget %	Total Project Value
Total All					
No Capital Projects for the 2013/2014 Financial Year	N/A	N/A	N/A	N/A	N/A

CITY OF CHOICE
PIETERMARITZBURG
MSUNDUZI

COMMENT ON MARKET SERVICES PERFORMANCE OVERALL:

The total turnover from sales at the market for 2013/14 was R 297 059. Total revenue was influenced by the fact that 18 cold rooms/banana ripening rooms were destroyed by fire in September 2012, which have only recently been rebuilt and resumed operations. This limited revenue from cold storage, banana ripening and banana sales. Other areas of sales have however been doing well and Agents have in general been satisfied with the improved trading conditions as a result of the R15m upgrade, and new maintenance contracts entered into to speed up repairs to essential equipment such as cold rooms. Customers have also complimented the market on the improved facilities, such as new customer trolleys and improved cleanliness from new floor-cleaning machinery. The National Department of Agriculture, Forestry and Fisheries has visited the market several times this year and commended it for the facilities upgrade and taken to renovate and revitalise the market.

4. COMPONENT D: COMMUNITY & SOCIAL SERVICES

This component includes: Libraries; Art Gallery; Theatres & Halls; and Cemeteries & Crematoria.

4.1 LIBRARIES

INTRODUCTION TO LIBRARIES

There are nine libraries within the Msunduzi Municipal Library Services, the main Bessie Head Library and eight branch libraries. The Bessie Head Library has a wide range of resources including books, large-print books, newspapers and periodicals, audio-books, DVDs, videos, music CDs and scores, and CD ROMs for all age groups. Within the banch libraries: there are three large libraries, Northdale, Georgetown and Eastwood and five smaller ones, Ashburton, Woodlands, Sobantu, Ashdown and Alexandra Library. The branch libraries offer a smaller range of materials than is available at the main library but make every effort to meet the needs of the communities they serve. A limited Adult Reference service is available at Northdale, Georgetown and Eastwood libraries. Georgetown provides a study area and a Travelling Library service to schools.

Libraries have traditionally been one of the primary sources of information for citizens. The Internet, however, has liberated much of the information that was once only contained in physical artifacts. In order to remain relevant Msunduzi Municipal Library Services need to ensure that they are adapting to this new environment, meeting the information needs of their Customers and providing the unique curation, expert advice, and services that our customers demand and which the library is well poised to provide. Patrons are no longer just consumers of content, but producers as well, and the role of the library is to provide access to the knowledge and resources to help people learn the skills needed to participate in and accomplish work/ tasks in this changing landscape.

During the last financial year all libraries were maintained and some maintenance is still to be completed by the end of August 2013. A reasonable number of books were purchased. Most of the vacant posts were advertised and the process of filling vacant posts its about to be completed. Negotiations towards building a new library in Imbali were initiated and the process of designs and building is anticipated to commence within 2013/14 and the amount of R40 000 000.00 has been confirmed by DAC – KZNPPLIS.

SERVICE STATISTICS FOR LIBRARIES

1. Issue Statistics	544961
2. User Statistics	363207
3. Cataloguing Statistics	73405

Table 106 - LIBRARIES POLICY OBJECTIVES TAKEN FROM IDP

Service Objectives	Outline Service Targets	2012/2013		2013/2014		2014/2015
Service Indicators (1)		Target	Actual	Target	Actual	Target
Acquisitions of books	Book purchasing	15 000	7 364	20 000	36 000	20 000
Periodicals on the computerized system	Digitization	N/A	N/A	N/A	N/A	Project just beginning – planning stage
Construction of of a new Library	Building a new Library in Imbali	N/A	N/A	N/A	N/A	R40 million confirmed by DAC – KZNPPLIS.

CITY OF CHOICE
PIETERMARITZBURG
MSUNDUZI

Table 107 - EMPLOYEE: LIBRARIES					
Job Level	2012/2013	2013/2014			
	Employees No.	Posts No.	Employees No.	Vacancies (fulltime equivalents No.	Vacancies (as a % of total posts) %
A1 - A4	0	1	-	1	100%
B1 - B4	59	86	62	24	28%
C1 - CU	14	25	14	11	44%
D1 - DU	3	6	5	1	16%
E1 - E2	-	-	-	-	-
F1 - F2	-	-	-	-	-
Total	76	118	81	37	31%

Table 108 - FINANCIAL PERFORMANCE 2013/2014: LIBRARIES					R'000
Details	2012/2013	2013/2014			
	Actual	Original Budget	Adjustment Budget	Actual	Variances to Adjusted Budget %
Total Operational Revenue (excl. tarrifs)	-445	0	-349	-512	46
Expenditure:					
Employees	19,849	20,845	22,375	21,354	2
Repairs and Maintenance	616	678	578	545	-24
Other	793	10,378	8,026	6,542	-18
Total Operational Expenditure	21,258	31,901	30,979	28,441	-8
Net operational (Service) Expenditure	20,813	31,901	30,630	27,929	-8

Table 109 - CAPITAL EXPENDITURE: LIBRARIES					R'000
Details	2013/2014				
	Budget	Adjustment Budget	Actual Expenditure	Variances from original Budget %	Total Project Value
Total All					
No Capital Projects for the 2013/2014 Financial Year	N/A	N/A	N/A	N/A	N/A

COMMENT ON THE PERFORMANCE OF LIBRARIES

Due to the financial situation of the municipality there were no capital projects for the libraries.

4.2 ART GALLERY

INTRODUCTION TO ART GALLERY

The Tatham Art Gallery is one of the national Art museums which serves the Msunduzi region through the visual arts by adding to the internationally recognised collection of artworks, mounting exhibitions, based on the collection or curated externally, conserving the collection of artworks and running a relevant and vibrant Education and Outreach programme based on the exhibitions

SERVICE STATISTICS FOR ART GALLERY

Acquisitions of artworks to permanent collection: 6 items accessioned into permanent collection.

Exhibitions: 17 exhibitions displayed against a target of 12.

Education and Outreach: Ongoing programme of school visits, walkabouts and lectures, art classes for youth, artists-in-residence, artists' forums, concerts , FOTAG functions and fundraising initiatives.

Visitors to Gallery 1 July 2013 – 30 June 2014: 14502

CITY OF CHOICE
PIETERMARITZBURG
MSUNDUZI

Table 110 - ART GALLERY POLICY OBJECTIVES TAKEN FROM IDP						
Service Objectives	Outline Service Targets	2012/2013		2013/2014		2014/2015
Service Indicators (1)		Target	Actual	Target	Actual	Target
Exhibitions	Provide a variety of relevant exhibitions from internal and external sources	8	12	8	24	8

Table 111 - EMPLOYEE: ART GALLERY					
Job Level	2012/2013	2013/2014			
	Employees No.	Posts No.	Employees No.	Vacancies (fulltime equivalents No.	Vacancies (as a % of total posts) %
A1 - A4	2	3	2	1	33%
B1 - B4	0	0	-	-	-
C1 - CU	4	4	3	1	25%
D1 - DU	2	2	2	-	-
E1 - E2	0	0	-	-	-
F1 - F2	0	0	-	-	-
Total	8	9	7	2	22%

Table 112 - FINANCIAL PERFORMANCE 2013/2014: ART GALLERY					R'000
Details	2012/2013	2013/2014			
	Actual	Original Budget	Adjustment Budget	Actual	Variances to Adjusted Budget %
Total Operational Revenue (excl. tarrifs)	-23	0	0	0	0
Expenditure:					
Employees	2,399	2,648	2,819	2,627	-7
Repairs and Maintenance	1,318	624	421	350	-17
Other	238	3,905	5,011	3,226	-36
Total Operational Expenditure	3,955	7,177	8,251	6,213	-25
Net operational (Service) Expenditure	3,932	7,177	8,251	6,213	-25

Table 113 - CAPITAL EXPENDITURE: ART GALLERY					R'000
Details	2013/2014				
	Budget	Adjustment Budget	Actual Expenditure	Variances from original Budget %	Total Project Value
Total All	0	95,000	11,077	-88	
Computers	0	15,000	11,077	-26	
CNL – Partitioning of offices	0	80,000	0	-100	
Project C	0	0	0	0	
Project D	0	0	0	0	

COMMENT ON THE PERFORMANCE OF ART GALLERIES

- No Capital projects for 2013/2014
- The Gallery has exceeded expectations by mounting double the target number of exhibitions, including two researched exhibitions which were accompanied by comprehensive catalogues.
- The upgrading and closure of the road in front of the Gallery for half of the year under consideration had a substantially negative impact on visitors to the Gallery.
- Maintenance of the building is ongoing.
- The five year capital plan can be attained.

CITY OF CHOICE
PIETERMARITZBURG
MSUNDUZI

4.3 THEATRES & HALLS

INTRODUCTION TO COMMUNITY FACILITIES (THEATRES & HALLS)

This section deals with the Management and Maintenance of Halls and Theatre facilities. Halls and Theatre facilities maintained to an acceptable standard for use by hirers. Tariffs have been revised to accommodate NGOs, welfare organization and CBOs.

SERVICE STATISTICS FOR COMMUNITY FACILITIES	
FACILITY NAME	NUMBER
HALLS	64
THEATRE(S)	1

Table 114 - COMMUNITY FACILITIES (THEATERS & HALLS) POLICY OBJECTIVES TAKEN FROM IDP						
Service Objectives	Outline Service Targets	2012/2013		2013/2014		2014/2015
Service Indicators (1)		Target	Actual	Target	Actual	Target
Halls	Develop Maintenance plan for sixty halls	Completed Maintenance plan for sixty halls	Approved Maintenance business plan for Halls	Implementation of business plan	Nil	Approved Maintenance plan Implemented (priority Vulindlela)
Winston Churchill theatre	Develop and Implement annual operational Plan for Winston Churchill theatre	Develop annual operational Plan for Winston Churchill theatre	Approved operational plan	Implementation of annual operational Plan for Winston Churchill	Nil	Implement operational Plan for security and maintenance at Winston Churchill

Table 115 - EMPLOYEE: COMMUNITY FACILITIES (THEATERS & HALLS)					
Job Level	2012/2013	2013/2014			
	Employees No.	Posts No.	Employees No.	Vacancies (fulltime equivalents No.	Vacancies (as a % of total posts) %
A1 - A4	14	41	12	29	71%
B1 - B4	9	16	9	7	44%
C1 - CU	2	4	2	2	50%
D1 - DU	-	-	-	-	-
E1 - E2	-	-	-	-	-
F1 - F2	-	-	-	-	-
Total	25	61	23	38	62%

Table 116 - FINANCIAL PERFORMANCE 2013/2014: COMMUNITY FACILITIES (THEATERS & HALLS) R'000					
Details	2012/2013	2013/2014			
	Actual	Original Budget	Adjustment Budget	Actual	Variances to Adjusted Budget %
Total Operational Revenue (excl. tarrifs)	-1,904	-1,318	-1,318	-1,260	-4
Expenditure:					
Employees	5,124	5,567	5,567	5,039	-9
Repairs and Maintenance	354	360	360	285	-21
Other	595	14,847	14,536	15,196	5
Total Operational Expenditure	6,073	20,774	24,712	20,520	-17
Net operational (Service) Expenditure	4,196	19,456	23,394	19,260	-18

CITY OF CHOICE
PIETERMARITZBURG
MSUNDUZI

Table 117 - CAPITAL EXPENDITURE: COMMUNITY FACILITIES (THEATERS & HALLS) R'000					
Details	2013/2014				
	Budget	Adjustment Budget	Actual Expenditure	Variances from original Budget %	Total Project Value
Total All	180	180	148	-18	
Furniture & Fittings	180	180	148	-18	

COMMENT ON THE PERFORMANCE OF COMMUNITY FACILITIES (THEATRES & HALLS) OVERALL:

The income received for the hiring of hall facilities must be in line with the expenditure. Council must recuperate all operating cost related to the service that it's been charged for. The halls must be managed and operated with sound business principles. No Capital Projects were undertaken in the 2013/2014 financial year.

4.4 CEMETERIES & CREMATORIA

INTRODUCTION TO CEMETERIES & CREMATORIUMS

This unit is responsible for the Management, maintenance and development of Cemeteries and Crematoria.
Two new cremators were installed at Mountain Rise cemetery. Development of Hollingwood Cemetery in progress (consultant has been engaged to oversee the management of the project).

SERVICE STATISTICS FOR CEMETERIES & CREMATORIUMS

Closed Cemeteries
Commercial Road Cemetery, Roberts Road Cemetery, Georgetown Cemetery, Range/ Sinathingi Cemetery, Slangspruit Cemetery, Moses Mabhida (Heroes Acre), Dambuza

Operating
Azalea Cemetery, Mountain Rise Cemetery, Willowfontain Community Cemetery.
Three cremators are currently operational.

Table 118 - CEMETERIES & CREMATORIUMS FACILITIES POLICY OBJECTIVES TAKEN FROM IDP						
Service Objectives	Outline Service Targets	2012/2013		2013/2014		2014/2015
Service Indicators (1)		Target	Actual	Target	Actual	Target
Cremators	Purchase of two new cremators	Purchase of two new cremators by 30/12/2012	Two new cremator purchased	Improve the aesthetics Around the crematorium and refurbish Masson and Dawson	Fencing completed, disabled ramp constructed. Masson and Dawson refurbished	Completion of prayer room, revamp of ablutions, construction of guard houses and new entrance and exit gates. Replace the Macro burner
Fencing of Cemeteries Plan	Develop business plan for the fencing of Cemeteries (as per the requirements of the Act)	Completed business Plan	Business Plan completed	Complete survey of Cemeteries	Nil	Survey of all existing cemeteries and peg boundaries
Cemeteries and Crematoria	Cemeteries & Crematoria Sector Plan	Cemeteries and Crematoria sector plan submitted to SMC by 28 Feb 2013	Cemeteries and Crematoria sector plan	Engage consultants to implement sector plan for Cemeteries and Crematoria	Nil	Implement Sector Plan for Crematoria and Cemeteries
Development of Hollingwood Cemetery				Construction of internal roads, fencing, converting existing houses on premises into offices and chapel	Nil	Construction of internal roads, fencing, converting existing houses on premises into offices and chapel

CITY OF CHOICE
PIETERMARITZBURG
MSUNDUZI

Table 119 - EMPLOYEE: CEMETERIES & CREMATORIUMS					
Job Level	2012/2013	2013/2014			
	Employees No.	Posts No.	Employees No.	Vacancies (fulltime equivalents No.	Vacancies (as a % of total posts) %
A1 - A4	10	22	9	13	59%%
B1 - B4	11	11	10	1	9%
C1 - CU	1	1	1	0	0%
D1 - DU	1	1	1	0	0%
E1 - E2	-	-	-	-	-
F1 - F2	-	-	-	-	-
Total	23	32	21	14	44%

Table 120 - FINANCIAL PERFORMANCE 2013/2014: CEMETERIES & CREMATORIUMS					R'000
Details	2012/2013	2013/2014			
	Actual	Original Budget	Adjustment Budget	Actual	Variances to Adjusted Budget %
Total Operational Revenue (excl. tarrifs)	-1,729	-1,132	-2,704	-2,731	1
Expenditure:					
Employees	3,715	3,745	3,745	4,225	13
Repairs and Maintenance	493	439	383	436	14
Other	1,295	2,138	4,208	5,444	29
Total Operational Expenditure	5,503	6,322	8,336	10,105	21
Net operational (Service) Expenditure	3,774	5,190	5,632	7,374	31

Table 121 - CAPITAL EXPENDITURE: CEMETORIES & CREMATORIUMS					R'000
Details	2013/2014				
	Budget	Adjustment Budget	Actual Expenditure	Variances from original Budget %	Total Project Value
Total All	0	26	0	-100	
Water Pumps	0	26	0	-100	

COMMENT ON THE PERFORMANCE OF CEMETERIES & CREMATORIUMS OVERALL:

The development of Hollingwood Cemetery needs to be fast tracked in order to alleviate the problem of lack of burial space and the identification of land for new cemeteries is vital to accommodate burials for 50 years.

5. COMPONENT E: ENVIRONMENTAL PROTECTION

This component includes: environmental health; and, biodiversity and landscape.

5.1 ENVIRONMENTAL HEALTH

INTRODUCTION TO ENVIRONMENTAL HEALTH

Environmental Health encompasses those aspects of human health, including quality of life that is determined by physical, chemical, biological, social and psychosocial factors in the environment. It also refers to the theory and practice of assessing, correcting, controlling and preventing those factors in the environment that can potentially affect adversely the health of present and future generations. Environmental Health Services includes: Water quality monitoring, Food control, Waste management, Surveillance of premises, Communicable diseases control, Vector control, Environmental pollution control, Disposal of the dead, Chemical safety and noise control.

The service delivery priorities focussed on water quality monitoring, food quality and safety, health surveillance of premises and vector control.

Table 122 - SERVICE STATISTICS FOR ENVIRONMENTAL HEALTH & ENVIRONMENTAL HEALTH POLICY OBJECTIVES TAKEN FROM IDP		
DESCRIPTION	TARGET	ACHIEVED
No. of Complaints investigated	677	677
No. of Trade Licence application processed	Dependent on no. received	239
No. of condemnation of foodstuffs and total weight	Dependent on no. received	131condemnations (28279kg)
No. of Dairies registered in terms of the Dairy Bylaws	8	8
No. of Water samples from reservoirs and consumer points:	1250 samples	1316 samples
• Percentage compliance with SANS 241:2011 NB: SANS are national standards that replaced SABS(South African Bureau of Standards) 241: relates to drinking water	100%	98.33%
Food sampling: No of samples analysed	400 samples	462 samples
• Percentagecompliance with microbial standards :	100%	88.74%
Swabbing: No of swabs	400 swabs	462 swabs
• Percentage compliance with microbiological standards:	100%	62.12%
No. of Inspections and Registrations of Funeral Undertakers in terms of the Funeral Undertakers' Regulations:	60 premises	70 premises
No. of Food premises inspected and registered in terms of R962 (Food Regulations): • Formal: • Informal:	 • 1700 • Dependent on no. received	 • 1976 • 314
No. of Communicable Diseases notifications investigated:	Dependent on no. received	89
No. of Vector Control investigations, treatment and baiting	3120 sites	6716 sites
No. of Premises inspected for compliance with Tobacco Legislation:	2000 premises	2336 premises
No. of Places of care inspected:	480 premises	499 premises inspected
No. of Health Care Waste generators inspected:	480 premises	523 premises
No. of Commercial, industrial and residential premises inspected	3200 premises	4191 premises
No. of Schedule processes/listed activities:	120 premises	128 premises
No. of Controlled burning applications processed:	Dependent on no. received	13 applications processed
No. of Notices issued	Dependent on contraventions	744 notices
No. of Prosecutions instituted	Dependent on contraventions	15 prosecutions
Fines received	Dependent on successful prosecutions	R18 450.00

Air Quality Data

Northdale Hospital Station

It is the responsibility of the municipality to monitor air quality, in terms of the Air Quality Act, No. 39 of 2004. The Northdale Hospital Station is managed in partnership with the Department of Agriculture, Environmental Affairs and Rural Development (DAEARD). For data to be accredited, the analysers must be calibrated and checked bi-weekly. Data management, analyser maintenance, service and calibration were the responsibility of the DAEARD but this did not occur hence data was not verified and only raw data was available.

Central Station:

Station was decommissioned to accommodate construction of the Tourism Hub. A new station was purchased during the financial year and delivery is expected in August 2014.

Edendale Station:

Data not available due to vandalism resulting in theft of the station electrical cables. The station needed to be relocated and due to budget constraints, this was not possible.

Table 123 - EMPLOYEE: HEALTH SERVICES (ENVIRONMENTAL HEALTH & HIV/AIDS)					
Job Level	2012/2013	2013/2014			
	Employees No.	Posts No.	Employees No.	Vacancies (fulltime equivalents No.	Vacancies (as a % of total posts) %
A1 - A4	8	17	7	10	58%
B1 - B4	10	26	9	17	65%
C1- CU	10	28	8	20	71%
D1 - DU	4	7	6	1	14%
E1 - E2	1	1	-	-	-
F1 - F2	-	-	-	-	-
Total	33	79	30	39	49%

Table 124 - FINANCIAL PERFORMANCE 2013/2014: HEALTH SERVICES (ENVIRONMENTAL HEALTH & HIV/AIDS) R'000					
Details	2012/2013	2013/2014			
	Actual	Original Budget	Adjustment Budget	Actual	Variances to Adjusted Budget %
Total Operational Revenue (excl. tarrifs)	-17	-65	-65	-26	-60
Expenditure:					
Employees	5,818	5,882	5,882	5,505	-6
Repairs and Maintenance	43	20	20	5	-75
Other	1,011	1,839	1,856	1,832	-1
Total Operational Expenditure	6,872	7,741	7,758	7,342	-5
Net operational (Service) Expenditure	6,855	7,676	7,693	7,316	-5

Table 125 - CAPITAL EXPENDITURE: HEALTH SERVICES (ENVIRONMENTAL HEALTH & HIV/AIDS) R'000					
Details	2013/2014				
	Budget	Adjustment Budget	Actual Expenditure	Variances from original Budget %	Total Project Value
Total All					
No Capital Projects for the 2013/2014 Financial Year	N/A	N/A	N/A	N/A	N/A

COMMENT ON THE PERFORMANCE OF ENVIRONMENTAL HEALTH OVERALL:

Environmental Health Services continued to be provided without funding from National Treasury. With a limited budget and diminishing resources the nine functional areas relating to environmental health services as defined in the National Health Act, No. 61 of 2003 were carried out to ensure effective and efficient service delivery within the areas of Msunduzi. One of the service delivery priorities focussing on water quality monitoring, continued for the purposes of Blue Drop status accreditation. The departmental laboratory was used for the monitoring of water and food quality and also swabbing to determine standards of hygiene at food premises. The Air Quality Monitoring Network was non functional, due to the capital budget being removed, and the continued vandalism of one of the Municipality's Air Quality Monitoring Stations. Funds were however subsequently secured with the assistance from another Business Unit at the end of the 2013/14 financial year, and delivery of a new Station is expected early in the 2014/15 financial year. An additional Station has been identified and budgeted for in the 2014/15 financial year. In addition to the current priority service objectives, Air Quality Monitoring will therefore be focused on during the 2014/15 financial year.

5.2 BIO-DIVERSITY AND LANDSCAPE

INTRODUCTION BIO-DIVERSITY AND LANDSCAPE

Management, maintenance and development of Parks, open spaces, play lots, verges and Conservation areas. Horticultural practises which includes, beautifying, landscaping of cities islands, city entrances, maintenance of surrounds and garden at council buildings e.g. halls and libraries. Plans to develop two new Parks in Edendale approved to secure external funding to implement.

SERVICE STATISTICS FOR BIO-DIVERSITY AND LANDSCAPE

DESCRIPTION	NUMBER	AREA (M2)
PARKS	16	1 913 800
OPEN SPACES	133	4 002 000
TOWNLANDS AREA	N/A	730 000
PLAYLOTS	14	931 600
TRAFFIC ISLANDS	21	321 780
MAIN ARTERIAL ROUTES	30	4 588 400
VERGES TOTAL	N/A	12 456 749
CENTRAL	3 424 329 SQUARE METRES	N/A
NORTH	6 882 420 SQUARE METRES	N/A
WEST	2 150 000 SQUARE METRES	N/A

Table 126 - BIO-DIVERSITY AND LANDSCAPE POLICY OBJECTIVES TAKEN FROM IDP

Service Objectives	Outline Service Targets	2012/2013		2013/2014		2014/2015
Service indicators (i)		Target	Actual	Target	Actual	Target
City Grass cutting	Cut grass twice per season(Sept-April)	Two cuts per season	Completed and started third cut	Grass cut in 60 suburbs, three times a season(September 2013 to May 2014	75% achieved using EPWP and temporary staff.	Grass cut in 60 suburbs, three times a season(September 2014 to May 2015
Two Parks in Greater Edendale	Develop, Design and conduct feasibility study for new parks in Edendale	Develop business plan	Completed	Source funding	Application for funding unsuccessful	Identify new donor funding and submit applications
Maintenance and rehabilitation of the regional park.	Approved Revitalization business plan for Alexandra Park completed	Revitalization business plan completed by December 2012	Completed	Source external funding	Funding approved by the Department of Environmental Affairs	Commence phase 1 of the revitalization of Alexandra park
Traffic islands and city entrances beautified	10 traffic islands and main entrances into the city beautified and maintained	10 traffic islands and main entrances grass cut and maintained	10 traffic islands and main entrances grass cut and maintained	Maintenance and landscaping of islands and main entrances	10 traffic islands and main entrances grass cut and maintained	Traffic islands and city entrances beautified
Fencing of Lotus Park	N/A	N/A	N/A	N/A	N/A	Fence the entire Lotus Park

CITY OF CHOICE
PIETERMARITZBURG
MSUNDUZI

Table 127 - EMPLOYEE: BIO-DIVERSITY AND LANDSCAPE					
Job Level	2012/2013	2013/2014			
	Employees No.	Posts No.	Employees No.	Vacancies (fulltime equivalents No.	Vacancies (as a % of total posts) %
A1 - A4	153	361	120	241	66%
B1 - B4	70	135	60	75	55%
C1 - CU	6	8	6	2	25%
D1 - DU	6	7	6	1	14%
E1 - E2	-	-	-	-	-
F1 - F2	-	-	-	-	-
Total	235	511	192	319	61%

Table 128 - FINANCIAL PERFORMANCE 2013/2014: BIO-DIVERSITY AND LANDSCAPE					R'000
Details	2012/2013	2013/2014			
	Actual	Original Budget	Adjustment Budget	Actual	Variances to Adjusted Budget %
Total Operational Revenue (excl. tarrifs)	-2	-31	-211	-1,028	387
Expenditure:					
Employees	24,353	32,797	33,183	32,136	-3
Repairs and Maintenance	2,032	4,111	4,024	3,773	-6
Other	1,574	14,749	13,304	22,695	71
Total Operational Expenditure	27,959	51,657	50,511	58,604	16
Net operational (Service) Expenditure	27,957	51,626	50,300	57,576	14

Table 129 - CAPITAL EXPENDITURE: BIO-DIVERSITY AND LANDSCAPE					R'000
Details	2013/2014				
	Budget	Adjustment Budget	Actual Expenditure	Variances from original Budget %	Total Project Value
Total All	200	245	31	-87	
Plant & Equipment	0	76	31	-59	
Harry Gwala – Upgrade Phase 2	200	169	0	-100	

COMMENT ON THE PERFORMANCE OF BIO-DIVERSITY; LANDSCAPE OVERALL:

Ward based program initiated to ensure that all wards are kept clean. Funding to revitalize the Alexandra park approved by the department of environmental affairs.

6. COMPONENT F: SECURITY AND SAFETY

This component includes: Traffic; Safety & Security; Fire; and, Disaster Management.

6.1 TRAFFIC, SAFETY & SECURITY

INTRODUCTION TO TRAFFIC & PUBLIC SAFETY

The department of Public Safety helps ensure a safe environment and improve the quality of life through effective Traffic policing combined with efficient use of security officers. Traffic services include:

1. Control and regulate all forms of Traffic, promote education and training on the road and traffic safety.
2. Attend scenes of motor vehicle collisions and assist with traffic control, removal of injured persons and removal of vehicles so that traffic may glow freely again.
3. Eliminate points of congestion, obstruction, hindrance, interference or danger to vehicles and pedestrians.

CITY OF CHOICE
PIETERMARITZBURG
MSUNDUZI

Table 130 - SERVICE STATISTICS FOR TRAFFIC, SAFETY & SECURITY					
	Details	2012/2013	2013/2014		2014/2015
		Actual No.	Estimate No.	Actual No.	Estimate No.
1	Number of road traffic accidents during the year	682	900	739	682
2	Number of by-law infringements attended	33100	32100	31000	33000
3	Number of traffic officers in the field on an average day	65	100	102	182
4	Number of traffic officers on duty on an average day	62	100	76	182

Table 131 - TRAFFIC, SECURITY & SECURITY POLICY OBJECTIVES TAKEN FROM IDP						
Service Objectives	Outline Service Targets	2012/2013		2013/2014		2014/2015
Service Indicators (1)		Target	Actual	Target	Actual	Target
Reduction in Road Accidents	10% reduction over target for the previous year	10% Reduction	20% Reduction	30% Reduction	10% Reduction	20% Reduction

Table 132 - EMPLOYEE: TRAFFIC, SAFETY & SECURITY					
Job Level	2012/2013	2013/2014			
Police/ Administrators	Employees No.	Posts No.	Employees No.	Vacancies (fulltime equivalents No.	Vacancies (as a % of total posts) %
A1 - A4	3	4	3	1	25%
B1 - B4	52	109	95	14	12%
C1 - CU	156	199	149	50	25%
D1 - DU	2	3	2	1	33%
E1 - E2	-	-	-	-	-
F1 - F2	-	-	-	-	-
Total	213	315	249	66	20%

Table 133 - FINANCIAL PERFORMANCE 2013/2014: TRAFFIC, SECURITY & SECURITY					R'000
Details	2012/2013	2013/2014			
	Actual	Original Budget	Adjustment Budget	Actual	Variances to Adjusted Budget %
Total Operational Revenue (excl. tarrifs)	-9,702	-4,960	-12,869	-105,073	716
Expenditure:					
Police Officers					
OtherEmployees	84,254	89,420	91,379	87,066	-5
Repairs and Maintenance	1,318	2,247	2,237	2,069	-8
Other	25,260	23,772	34,003	96,173	183
Total Operational Expenditure	110,832	115,439	97,019	185,308	91
Net operational (Service) Expenditure	101,130	110,479	84,150	80,235	-5

Table 134 - CAPITAL EXPENDITURE: TRAFFIC, SAFETY & SECURITY					R'000
Details	2013/2014				
	Budget	Adjustment Budget	Actual Expenditure	Variances from original Budget %	Total Project Value
Total All	0	600	496	-17	
Buildings	0	245	216	-12	
Plant & Equipment	0	130	112	-14	
Computers	0	155	112	-28	
Furniture	0	70	56	-20	

CITY OF CHOICE
PIETERMARITZBURG
MSUNDUZI

COMMENT ON THE PERFORMANCE OF TRAFFIC & PUBLIC SAFETY OVERALL:

Performance of Traffic safety & Security personnel are on par as per the Service Delivery & budget Implementation Plan. The lack of Traffic stations servicing the remote areas of the municipality is a cause for concern due to the risks attached to the delayed response times from Traffic stations which are a fair distance from these areas. This is further exacerbated by the time of day response (peak periods etc), and could have an impact on the ability to respond to Road Accidents.

6.2 FIRE

INTRODUCTION TO FIRE SERVICES

THE PURPOSE OF THE FIRE SERVICES UNIT IS AS FOLLOWS:

1. Fight or extinguish a fire and rescue of life or property from a fire or other danger:

Early and timeous response to fire and rescue incidents is critical for life and property saving measures to be effective. In order to improve turnout times to incidents the Municipality has started the process which should see two more fire stations opened in the vast Vulindlela area and Northdale suburb of the City. Whilst staff shortages are a challenge this is combated by a constant attempt to ensure that a minimum manning standard is complied with on a daily basis, even at the expense of overtime costs.

2. Prevent the outbreak and spread of fire and the protection of life or property from fire or other threatening danger:

The dedicated Fire Prevention officers ensure that all new building development applications are in compliance with the Building Regulations and SANS 0400 codes of practice for fire safety in buildings. Existing infrastructure is also subject of daily scheduled and adhoc inspections for fire safety compliance. A heightened effort has been placed on combating unauthorised occupancies, especially related to illegal boarding establishments housing school children, and the city centre decay. Attention is also given to fire safety compliance at sports and recreational events in compliance with the requirements of the Safety at Sports and Recreational Events Act 2 of 2010.

3. Basic fire and life safety training:

The Fire Prevention Officers undertake regular scheduled training with hospitals, commerce and industry in order to impart basic fire safety training in the use of first aid fire fighting equipment.

The Public Education Section engages schools and communities (especially informal settlements) in a drive to ensure basic fire and life safety awareness and skills are imparted at a rudimentary scale, mostly by meetings, attendance to community structures and visitations to schools, and, of schools to fire stations. Whilst this basic intervention is still not enough it is imperative that communities are aware of the fire service and services it offers, how to access these services, and what it is that they can do to provide basic fire safety protection to themselves.

Table 135 - FIRE SERVICE DATA

	Details	2012/2013	2013/2014		2014/2015
		Actual No.	Estimate No.	Actual No.	Estimate No.
1	Total fires attended in the year	1414	-	1603	-
2	Total of other incidents attended in the year	437	-	489	-
3	Average turnout time – urban areas	10mins	-	10mins	10mins
4	Average turnout time – rural areas	25mins	-	25mins	20mins
5	Fire fighters in post at year end	105	122	115	122
6	Total fire appliances at year end	14	14	14	14
7	Average number fire appliances off the road at year end	4	0	5	0

Table 136 - FIRE SERVICE POLICY OBJECTIVES TAKEN FROM IDP

Service Objectives	Outline Service Targets	2012/2013		2013/2014		2014/2015
Service Indicators (1)		Target	Actual	Target	Actual	Target
Fire prevention	800 Fire Prevention Inspections	800	1084	800	1046	800
Public Awareness	48 Fire Public Awareness Presentations conducted	48	182	48	154	48
Hazard Visitations	24 Major Hazard visitations	24	53	24	53	24

Table 137 - EMPLOYEE: FIRE SERVICES					
Job Level	2012/2013	2013/2014			
Police/ Administrators	Employees No.	Posts No.	Employees No.	Vacancies (fulltime equivalents No.	Vacancies (as a % of total posts) %
A1 - A4	4	7	5	2	28%
B1 - B4	70	79	63	16	20%
C1 - CU	65	70	70	-	-
D1 - DU	9	9	5	4	44%
E1 - E2	1	1	1	-	-
F1 - F2	-	-	-	-	-
Total	149	166	144	22	13%

Table 138 - FINANCIAL PERFORMANCE 2013/2014: FIRE SERVICES					R'000
Details	2012/2013	2013/2014			
	Actual	Original Budget	Adjustment Budget	Actual	Variances to Adjusted Budget %
Total Operational Revenue (excl. tarrifs)	-733	-588	-589	-670	14
Expenditure:					
Fire Officers					
OtherEmployees	47,883	51,998	52,356	51,941	-1
Repairs and Maintenance	994	880	1,049	1,011	-4
Other	2,905	5,753	5,875	19,160	226
Total Operational Expenditure	51,782	58,631	59,280	72,122	22
Net operational (Service) Expenditure	51,049	58,043	58,691	71,442	22

Table 139 - CAPITAL EXPENDITURE: FIRE SERVICES					R'000
Details	2013/2014				
	Budget	Adjustment Budget	Actual Expenditure	Variances from original Budget %	Total Project Value
Total All					
No Capital Project in the 2013/2014 financial year	N/A	N/A	N/A	N/A	N/A

COMMENT ON THE PERFORMANCE OF FIRE SERVICES OVERALL:

The lack of fire stations servicing the extreme areas of the municipality is a cause for concern due to the risks attached to the delayed response times from fire stations which are a fair distance from these areas. This is further exacerbated by the time of day response (peak periods etc), and could have an impact on the ability to effectively protect life and property.

6.3 DISASTER MANAGEMENT

INTRODUCTION TO DISASTER MANAGEMENT

The Disaster Management role involves a continuous and integrated multi-disiplinary and multi sectoral processes of planning implementation of measures which are aimed at :

- preventing or reducing risk of disasters;
- mitigating the severity or consequences of disasters;
- emergency preparedness;
- rapid and effective response to disasters

Disaster Management conducted community awareness campaign to established communities that are risk avoidance. Events, Marches and Gatherings were attended and proper planning was done to have safe communities at sport in the city. Effective and efficient response to incidents was prioritise to rehabilitate communities affected. DM Draft plan was established to provide guidance in disaster related issues.

SERVICE STATISTICS FOR DISASTER MANAGEMENT

- During the 2013/2014 year 172 incidents attended that affected 4604 community members.
- Awareness campaigns conducted reached 4000 community member in Msunduzi Jurisdiction.
- Events, Marches and Gatherings attended were 212 and consist of 507 165 spectators and participants.
- Draft Disaster Management Plan was established.

Table 140 - DISASTER MANAGEMENT POLICY OBJECTIVES TAKEN FROM IDP

Service Objectives	Outline Service Targets	2012/2013		2013/2014		2014/2015
Service indicators (i)		Target	Actual	Target	Actual	Target
HUMAN AND COMMUNITY DEVELOPMENT	To increase the capacity for Public Safety in the community	N/A	N/A	(5) Number of awareness campaigns	(5) Number of awareness campaigns completed	5 x Disaster awareness campaigns completed by the 30th of June 2015
HUMAN AND COMMUNITY DEVELOPMENT	DM draft Plan development and submitted to SMC	N/A	N/A	Draft DM Plan submitted to SMC by the 31st May 2014	Draft DM Plan was submitted to SMC by the 31st May	Alignment to IDP and implementation of the DM plan if its adopted
HUMAN AND COMMUNITY DEVELOPMENT	DM Stock Reports	N/A	N/A	3 x Emergency supply Stock / Inventory reports per quarter and 12 per annual submitted to OMC	12 x Emergency supply Stock / Inventory reports submitted to OMC by the 30th of June 2014	To have an annual contract for suppliers in place

Table 141 - EMPLOYEE: DISASTER MANAGEMENT

Job Level	2012/2013	2013/2014			
	Employees No.	Posts No.	Employees No.	Vacancies (fulltime equivalents No.	Vacancies (as a % of total posts) %
A1 - A4	-	-	-	-	-
B1 - B4	2	3	2	1	33%
C1 - CU	2	2	2	-	-
D1 - DU	-	1	1	-	-
E1 - E2	-	-	-	-	-
F1 - F2	-	-	-	-	-
Total	4	6	5	1	16%

Table 142 - FINANCIAL PERFORMANCE 2013/2014: DISASTER MANAGEMENT

R'000

Details	2012/2013	2013/2014			
	Actual	Original Budget	Adjustment Budget	Actual	Variances to Adjusted Budget %
Total Operational Revenue (excl. tarrifs)	0	0	0	0	0
Expenditure:					
Employees	1,309	1,313	1,313	1,619	23
Repairs and Maintenance	0	10	12	9	-25
Other	4,503	2,589	4,142	3,493	-16
Total Operational Expenditure	5,812	3,912	5,467	5,121	-6
Net operational (Service) Expenditure	5,812	3,912	5,467	5,121	-6

CITY OF CHOICE
PIETERMARITZBURG
MSUNDUZI

Table 143 - CAPITAL EXPENDITURE: DISASTER MANAGEMENT					R'000
Details	2013/2014				
	Budget	Adjustment Budget	Actual Expenditure	Variances from original Budget %	Total Project Value
Total All					
No Capital Project in the 2013/2014 financial year	N/A	N/A	N/A	N/A	N/A

COMMENT ON THE PERFORMANCE OF DISASTER MANAGEMENT OVERALL

Disaster Management had no capital expenditure during the last four years. Disaster Management has a Crisis Response Protocol contingency list, which activates in a level 2 and level 3 Disaster. We have operational people and a standby team to provide a 24/7 response to assist victims with emergency supplies in the first response. There are summer and winter contingency plans in place.

7. COMPONENT G: SPORT AND RECREATION

This component includes: sports facilities; swimming pools; and parks.

7.1. SPORT AND RECREATION

INTRODUCTION TO SPORT AND RECREATION

Manage maintenance and development of all municipal sports facilities and swimming pools plus the promotion and development of sports and recreation. Master plan for the maintenance of sports facilities approved.

SERVICE STATISTICS FOR SPORT AND RECREATION

Total number of Sports Facilities - 65
Total number of pools - 7

Table 144 - SPORT AND RECREATION POLICY OBJECTIVES TAKEN FROM IDP						
Service Objectives	Outline Service Targets	2012/2013		2013/2014		2014/2015
Service indicators (i)		Target	Actual	Target	Actual	Target
Sport facilities	Develop Maintenance plan for sixty five Sports facilities	Completed maintenance plan for sixty five Sports facilities.	Approved business plan	Implement approved business plan	Nil	Source funding to implement approved maintenance plan for 65 sports facilities
Sport Development	Msunduzi Sport and Recreation Plan	Develop Msunduzi Sport & Recreation Plan by 31 Mar 2013	Approved Msunduzi Sport & Recreation Plan	Implement Msunduzi Sport & Recreation Plan	Nil	Implement approved Msunduzi Sport & Recreation Plan
Athletics track	Fencing and Drainage levels at Alexandra Park athletic track	Engage consultant to develop concept plan and design	Consultant engaged and plan approved	Commence construction	Construction in progress	Complete construction of athletic track
Harry Gwala (Phase 2)	Harry Gwala sustainability Plan	Approved sustainable business Plan for Harry Gwala Stadium	Sustainable Plan for Harry Gwala Stadium completed	Implement approved Sustainable Plan for Harry Gwala Stadium	Nil	Construct VOC, Dug outs(team shelter) and design for Phase 2
Training Venue for MUFC	N/A	N/A	N/A	N/A	N/A	Fence of Dare Osborn ground and rehabilitate pitch

Table 145 - SPORT AND RECREATION POLICY OBJECTIVES TAKEN FROM IDP						
Service Objectives	Outline Service Targets	2012/2013		2013/2014		2014/2015
Service indicators (i)		Target	Actual	Target	Actual	Target
Build new pool in Edendale valley	N/A	N/A	N/A	N/A	N/A	Complete EIAs and design. commence with construction in Vulindlela
Master plan for Grading and Categorization of Venues	N/A	N/A	N/A	N/A	N/A	Engage a service provider to grade and categorize venues

Table 146 - EMPLOYEE: SPORT AND RECREATION					
Job Level	2012/2013	2013/2014			
	Employees No.	Posts No.	Employees No.	Vacancies (fulltime equivalents No.	Vacancies (as a % of total posts) %
A1 - A4	22	44	22	22	50%
B1 - B4	7	14	7	7	50%
C1 - CU	7	12	7	5	42%
D1 - DU	1	1	1		
E1 - E2	-	-	-	-	-
F1 - F2	-	-	-	-	-
Total	37	71	37	22	31%

Table 147 - FINANCIAL PERFORMANCE 2013/2014: SPORT AND RECREATION					R'000
Details	2012/2013	2013/2014			
	Actual	Original Budget	Adjustment Budget	Actual	Variances to Adjusted Budget %
Total Operational Revenue (excl. tarrifs)	-6,339	-663	-665	-771	16
Expenditure:					
Employees	19,880	13,888	13,888	16,808	21
Repairs and Maintenance	2,208	742	1,278	1,191	-7
Other	2,595	13,668	16,424	41,936	155
Total Operational Expenditure	24,683	28,298	31,590	59,935	90
Net operational (Service) Expenditure	18,344	27,635	30,925	59,164	91

Table 148 - CAPITAL EXPENDITURE: SPORT AND RECREATION					R'000
Details	2013/2014				
	Budget	Adjustment Budget	Actual Expenditure	Variances from original Budget %	Total Project Value
Total All	0	846	625	-26	
Brush Cutters – Alex Park	0	310	243	-21	
Furniture & Fittings	0	56	0	-100	
Horticulture	0	115	94	-18	
Ride on mowers	0	130	101	-22	
Sport Equipment	0	235	187	-20	

COMMENT ON THE PERFORMANCE OF SPORT & RECREATION OVERALL

The construction of the athletic track is in progress. The Wadley stadium surface has been repaired and a caretaker employed on a contract basis to take care of the facility. There has been a lack of maintenance at sports facilities due to the lack of funding.

CITY OF CHOICE
PIETERMARITZBURG
MSUNDUZI

8. COMPONENT H: CORPORATE POLICY OFFICES

This component includes: Executive & Council; Financial Services; Human Resource Services; ICT Services; Legal Services; Supply Chain Management; and, Internal Audit.

8.1 COUNCIL & EXECUTIVE SUPPORT

INTRODUCTION TO EXECUTIVE AND COUNCIL

The Executive and Council include all administrative support that is provided to the offices of the Mayor, Speaker and Municipal Manager. This includes, inter-alia, meetings of Council and its committees and support related to the functioning of ward committees.

The Executive and Council Support Unit is headed by the Process Manager: Sound Governance. The main purpose for the existence of this Unit is to give administrative support, primarily to Council and its committees and to ensure smoothness of Council's decision making processes.

The Unit in turn comprises three sub-units, namely Secretariat, Information Management and Printing.

The Unit commits itself to providing efficient printing service to Council & business units; quality minutes and efficient record keeping of all minutes of Council and its committees.

In an attempt to improve its performance in so far as it concerns the quality management of minutes the Unit introduced various levels of accountability to check agendas and minutes so as to minimize errors and material amendments respectively. In addition, the decisions of Executive and Management Committees are electronically captured at meetings and confirmed at the end of each meeting so as to speed up the implementation of thereof.

Table 149 - COUNCILLORS AND COMMITTEE MEETING DATA

ITEM	NUMBER
Total number of Councillors	73
Total number of Executive Committee Members	10
Total number of wards	37
Total number of ward committee meetings	234
Total number of community meetings	184
Number and Type of Council Committee Meetings:	
Full Council	14
Executive Committee	32
Good Governance	11
Financial Services	13
Infrastructure Services	13
Community Services	11
Development Services	18
Municipal Public Accounts Committee	12

Table 150 - COUNCIL & EXECUTIVE POLICY OBJECTIVES TAKEN FROM IDP

Service Objectives	Outline Service Targets	2012/2013		2013/2014		2014/2015
Service Indicators (1)		Target	Actual	Target	Actual	Target
Sound Governance & Public Participation	Functioning Ward Committee System: Develop Annual Schedule of Meetings	Develop Annual Schedule of Meetings	Annual Schedule of Meetings developed	Develop Annual Schedule of Meetings	Annual Schedule of Meetings developed	Develop Annual Schedule of Meetings
Institutional Development & Transformation	Develop & Submit Annual Report as per legislative timeframe	By 31 January Annually	25 January 2013	By 31 January Annually	29 January 2014	By 31 January Annually

Table 150 - COUNCIL & EXECUTIVE POLICY OBJECTIVES TAKEN FROM IDP						
Service Objectives	Outline Service Targets	2012/2013		2013/2014		2014/2015
Service Indicators (1)		Target	Actual	Target	Actual	Target
Institutional Development & Transformation	Develop & Submit Oversight Report as per legislative timeframe	By 31 March Annually	27 March 2013	By 31 March Annually	26 March 2014	By 31 March Annually
Good Governance/To ensure participation of all stakeholders in the decision making of the municipality and efficient functioning of ward committees, complying at all times with the provisions of the System Act	Minutes of ward and community meetings from each Ward assistant submitted to the Office of the Speaker within 5 days after date of meeting	Minutes of ward and community meetings from each Ward assistant submitted to the Office of the Speaker within 5 days after date of meeting	77% Minutes of ward and community meetings from each Ward assistant submitted to the Office of the Speaker within 5 days after date of meeting	Minutes of ward and community meetings from each Ward assistant submitted to the Office of the Speaker within 5 days after date of meeting	307/307 minutes of ward and community meetings received within 5 days after date of meeting	Minutes of ward and community meetings from each Ward assistant submitted to the Office of the Speaker within 5 days after date of meeting
	Forwarding of service delivery challenges per ward to customer care / relevant business units within 8 hours of receipt of the challenges	Forwarding of service delivery challenges per ward to customer care / relevant business units within 8 hours of receipt of the challenges	100%	Forwarding of service delivery challenges per ward to customer care / relevant business units within 8 hours of receipt of the challenges	100% (297/297) of service delivery challenges per ward forwarded to Customer Care/relevant business unit within 8 hours of receipt	Forwarding of service delivery challenges per ward to customer care / relevant business units within 8 hours of receipt of the challenges
	Portfolio Committee meetings Minutes finalized within 7 working days after the meetings are held	Portfolio Committee meetings Minutes finalized within 7 working days after the meetings are held	Target Met	Portfolio Committee meetings Minutes finalized within 7 working days after the meetings are held	Target Met	Portfolio Committee meetings Minutes finalized within 7 working days after the meetings are held

Table 151 - EMPLOYEE: CORPORATE BUSINESS UNIT					
Job Level	2012/2013	2013/2014			
	Employees No.	Posts No.	Employees No.	Vacancies (fulltime equivalents No.	Vacancies (as a % of total posts) %
A1 - A4	12	17	10	7	41%
B1 - B4	9	21	7	14	66%
C1 - CU	11	48	10	38	79%
D1 - DU	10	12	10	2	16%
E1 - E2	4	7	5	2	28%
F1 - F2	4	6	2	4	66%
Total	50	111	43	68	61%

CITY OF CHOICE
PIETERMARITZBURG
MSUNDUZI

Table 152 - FINANCIAL PERFORMANCE 2013/2014: COUNCIL & EXECUTIVE					R'000
Details	2012/2013	2013/2014			
	Actual	Original Budget	Adjustment Budget	Actual	Variances to Adjusted Budget %
Total Operational Revenue (excl. tarrifs)	**0**	**0**	**0**	**0**	**0**
Expenditure:					
Employees	25579	24768	24879	25890	4
Repairs and Maintenance	1069	2641	2501	1259	-49
Other	58144	92011	84285	73765	-12
Total Operational Expenditure	**84792**	**119240**	**111665**	**100914**	**-9**
Net operational (Service) Expenditure	**84792**	**119240**	**111665**	**100914**	**-9**

Table 153 - CAPITAL EXPENDITURE: COUNCIL & EXECUTIVE					R'000
Details	2013/2014				
	Budget	Adjustment Budget	Actual Expenditure	Variances from original Budget %	Total Project Value
Total All	1603	17275	12422	-28	12422
Plant & Equipment (Shredders)	18	18	5	-72	5
Furniture & Equipment	85	85	74	-12	74
Construction of red brick road	0	14400	9949	-30	9949
CCTV installation - City Hall	400	1382	1282	-7	1282
Visual Conference System	350	350	72	-79	72
Air-conditioning City Hall	750	1040	1040	0	1040

COMMENT ON THE PERFORMANCE OF THE EXECUTIVE AND COUNCIL:

In the 2013/2014 financial year portfolio committees held meetings on a regular basis and this can be seen in the summary provided above. Msunduzi Municipality was also able to meet the legislative deadlines in the development and submission of the Annual Performance Report for 2012/2013, Annual Report 2012/2013, Oversight Report 2012/2013 and also the Section 72 Mid-Year Budget & Performance review.

8.2 FINANCIAL SERVICES

INTRODUCTION TO FINANCIAL SERVICES

The Financial Services comprises of the following sections, namely:

- Budget & Treasury
- Expenditure
- Revenue Management
- Supply Chain Management
- Assets and Liabilities

National Key Performance Area for this business unit is financial viability management. Programmes pertaining to the sections are as follows:

- Budget & Treasury-Compliance and Annual Financial Statement
- Expenditure-Trade and Sundry Payments, Payment of all invoices within 30 days, management of general insurance fund, remuneration management
- Revenue Management-Credit Control and billing, policies
- Supply Chain-Management

The debt collection rate has improved, however is not ideal at this stage. A debt collection task team has been put together with a sole purpose of addressing collection challenges.

CITY OF CHOICE
PIETERMARITZBURG
MSUNDUZI

Table 154 - DEBT RECOVERY						
Details of the types of account raised and recovered	2011/2012					
	Actual for accounts billed in year	Proportion of accounts value billed that were collected in the year %	Actual for accounts billed in year	Proportion of accounts value billed that were collected in the year %	Actual for accounts billed in year	Proportion of accounts value billed that were collected in the year %
Property Rates	671 559 993	81	775 597	77	756 471	79
Electricity - B	292 247	94	334 468	92	361 827	92
Electricity - C	1 583 958	97	1 881 578	96	1 911 036	96
Water - B	Nil	Nil	18 558	40	19 924	47
Water - C	560 683	72	726 867	69	844 894	73
Sanitation	173 487	79	187 717	76	202 011	77
Refuse	106 417	81	114 717	79	115 242	81
Other	102 520	57	78 269	64	65 595	52

- **Electricity – B Consumption based charge** * **Water – B Consumption based charge**
- **Electricity – C Fixed Charge** * **Water – C Fixed Charge**

We have reviewed our credit control policy and introduced a credit control procedure manual to improve our business processes. We have also improved our indigent registration in order to better manage the accounts of low income earners and afford then the required Free Basic Services. We are also restructuring our debtors book in order to focus our resources of realisable debt and we believe that will improve financial standing as the municipality.

Table 155 - GRANT PERFORMANCE					R'000
Description	2011/2012	2012/2013	2013/2014 Variance		
	Actual	Actual	Original Budget	Adjustments Budget	Actual
OPERATING TRANSFER & GRANTS					
National Government	436,260,750	486,460,551	740,984,000	751,900,000	545,418,956
Equitable Share	304,835,000	338,903,000	354,313,000	354,313,000	354,313,000
Municipal Systems Improvement	793,937	857,035	890,000	890,000	598,287
Department of water Affairs	0	0	0	0	6,249,990
Levy replacement	0	0	0	0	0
Other transfers/grants:	130,631,813	146,700,516	386,582,000	396,697,000	184,257,679
Provincial Government	62,331,612	79,364,393	21,709,000	47,169,000	147,714,135
Health Subsidy	9,667,000	-2,416,750	0	0	5,074,000
Housing	542,341	0	0	0	12,424,094
Ambulance Subsidy	0	0	0	0	0
Sports and Recreation Protection	532,175	1,377,671	0	0	2,563,479
Other transfers/grants: Insert	51,590,096	80,403,472	21,709,000	47,169,000	127,652,562
District Municipality			0	0	
Nil	0	0	0	0	0
Other grant providers	2,076,610	644,761	0	2,427,000	1,171,524
TOTAL	500,668,972	566,469,705	762,693,000	801,496,000	694,304,615

COMMENT ON GRANTS:

As much as there is a fair portion of the grant amount that is spent, greater emphasis must be placed on spending the total grant amount.

CITY OF CHOICE
PIETERMARITZBURG
MSUNDUZI

Table 156 - GRANTS RECEIVED FROM SOURCES OTHER THAN DIVISION OF REVENUE ACT (DORA)						
Details of Donor	Actual Grant 2011/2012	Actual Grant 2012/2013	2013/2014 Municipal Contribution	Date Grant terminates	Date Municipal contribution terminates	Nature and benefit from the grant received, inc description of any contributions in kind
Parastatals						
N/A	N/A	N/A	N/A	N/A	N/A	N/A
Foreign Government / Development Aid Agencies						
N/A	N/A	N/A	N/A	N/A	N/A	N/A
Private Sector / Organizations						
Developer Contribution – Transformers and mini sub-stations	840,000	0	0	2012	N/A	This was a developer contribution to the cost of transformers and mini substations
Cemetery Trust	0	434,128	0	2013	N/A	This was a trust that was formed for the cemeteries
Youth Advisory Centre	0	0	89,580	2014	N/A	Funds received for the youth advisory Centre
Q Dot Pharma	0	0	40,123	2014	N/A	Funds received for Wards 3,5,6
Carnegie Corporation of New York and the US Consulate	1,236,610	210,633	1,041,821	2014	N/A	Funds were provided for the Msunduzi Library by the Carnegie Co-operation of New York and the US Consulate

COMMENT ON CONDITIONAL GRANTS AND GRANT RECEIVED FROM OTHER SOURCES:

The above grants received from the Private Sector and other organizations were received for the specific purposed outlined above.

Table 157 - FINANCIAL SERVICE POLICY OBJECTIVES TAKEN FROM IDP						
Service Objectives	Outline Service Targets	2011/2012		2012/2013		2013/2014
Service indicators (i)		Target	Actual	Target	Actual	Target
Remuneration Management.	Random Audit of Staff. All staff on payroll sign registers of verification once a year.	100% Verification	100% Verification	100% Verification	100% Verification	100% Verification
Management of General Insurance Fund.	Management of claims by ensuring that all claims honored are valid.	100% of claims are fully assessed.	100% of claims are fully assessed.	100% of claims are fully assessed.	100% of claims are fully assessed.	100% of claims are fully assessed.
Financial viability and sustainability	Credit Control Policy	Review of Credit Control Policy	Approved Credit Control Policy	Review of Credit Control Policy	Approved Credit Control Policy	Review of Credit Control Policy

CITY OF CHOICE
PIETERMARITZBURG
MSUNDUZI

Table 157 - FINANCIAL SERVICE POLICY OBJECTIVES TAKEN FROM IDP						
Service Objectives	Outline Service Targets	2011/2012		2012/2013		2013/2014
Service indicators (i)		Target	Actual	Target	Actual	Target
Financial viability and sustainability	Indigent Policy	Review of Indigent Policy	Approved Indigent Policy	Review of Indigent Policy	Approved Indigent Policy	Review of Indigent Policy
Financial viability and sustainability	Rates Policy	Review of Rates Policy	Approved Rates Policy	Review of Rates Policy	Approved Rates Policy	Review of Rates Policy

Table 158 - EMPLOYEE: FINANCE BUSINESS UNIT					
Job Level	2012/2013	2013/2014			
	Employees No.	Posts No.	Employees No.	Vacancies (fulltime equivalents No.	Vacancies (as a % of total posts) %
A1 - A4	5	10	5	5	50%
B1 - B4	107	208	111	97	47%
C1 - CU	28	35	23	12	34%
D1 - DU	16	20	16	4	20%
E1 - E2	4	4	4	0	0%
F1 - F2	1	1	1	0	0%
Total	161	278	160	118	42%

Table 159 - FINANCIAL PERFORMANCE 2013/2014: FINANCIAL SERVICES					R'000
Details	2012/2013	2013/2014			
	Actual	Original Budget	Adjustment Budget	Actual	Variances to Budget%
Total Operational Revenue (excl. tarrifs)	5 457	4 529	4 529	5 317	17.40%
Expenditure:					
Employees	62 870	69 879	74 151	74 158	0.01%
Repairs and Maintenance	1 076	1 360	1 385	990	-28.52%
Other	59 163	71 140	75 302	69 000	-8.37%
Total Operational Expenditure	123 109	142 379	150 838	144 148	-4.44%
Net operational (Service) Expenditure	117 652	137 850	146 309	138 831	-5.11%

Table 160 - CAPITAL EXPENDITURE: FINANCIAL SERVICES					R'000
Details	2013/2014				
	Budget	Adjustment Budget	Actual Expenditure	Variances from original Budget %	Total Project Value
Total All	11,250	11,302	250	-97.79%	
Financial System	11,000	11,000	0	-100.00%	
Plant and Equipment	75	108	91	-15.74%	91
Furniture	175	154	129	-16.23%	129
Office Partitioning	-	40	30	-25.00%	30

COMMENT ON THE PERFORMANCE OF FINANCIAL SERVICES OVERALL:

The process leading to the approval of the budget was in line with the approved budget process plan. Budget was adopted within MFMA timeframe and approved budget was informed by Long-Term Financial Plan (LTFP). All relevant budgets related policies are in place and some of the critical procedure manuals were adopted during the year. Staff shortages/vacancies were also addressed within the financial year.

CITY OF CHOICE
PIETERMARITZBURG
MSUNDUZI

8.3 HUMAN RESOURCE SERVICES

INTRODUCTION TO HUMAN RESOURCE SERVICES

The three top 3 service delivery priorities for human resources were the development and approval of 1377 job descriptions, an HR Customer survey conducted in response to low staff morale and the development of an HR Policy Manual.

JOB DESCRIPTIONS

During the 2013/14 financial year, the Municipality undertook the process of Job writing aligned to the newly approved organizational structure. The national collective agreement on Job Evaluation lapsed in December 2009. Msunduzi Municipality did not implement the Wage Curve Collective Agreement on 1 July 2010. In the absence of national collective agreement on job evaluation, SALGA resolved that Job Evaluation must be handled as a human resources process as opposed to bargaining process. On the 24 April 2013 the council approved new organogram and staff allocation policy.

1377 Job Descriptions in terms of the new structure (2013) have been written. Production of JD's is the prerogative of the employer hence managers sign JD's. T.A.S.K software has been acquired from Deloitte. The management proposed that the collective agreement on job evaluation is concluded with unions at LLF level. SALGA was consulted about this course of action. Draft collective agreement has been considered by the Strategic Management Committee and is now due to be considered Corporate Services Portfolio Committee and Local Labour Forum in July 2014. On the 27 of May, SMC resolved to outsource job evaluation due to the urgency of the project. It envisaged that Deloitte will evaluate job descriptions with the time frame of 20 weeks, starting from July 2014. Once all jobs have been evaluated and published, then the staff allocation process will follow as per approved staff allocation policy.

HR CUSTOMER SURVEY

A key concern for many of the employees surveyed in the 2012 Organizational Climate Survey was the reportedly inadequate and declining efficiency from Administrative Units. In particular Human Resources received 390 comments; the bulk of which relate to employment practices (193) and Training and Development (74) within the organization. Principally, the comments with respect to employment related to the high level of staff vacancies and the need to employ more staff (73).

Underpinning the demand for the survey is the need to fully describe the expectations and perceptions of our customers, the internal employees. With a more accurate picture of the employee attitudes to the HR Services in the organization, HR management will be able to create an action plan with specific solutions that address any areas of concern or in need of improvement informing both the HR Strategies and the Internal Customer Service Charter.

The survey was conducted using a questionnaire, which was made available to staff in English. The quantitative questionnaire addressed 4 main themes, namely; HR Services, HR Staff, Overall Rating of HR and Organizational Specific topics. The questionnaire allowed for data analysis per business unit. The survey was introduced to the targeted HR Customers personally by a member of the Organizational Development Unit. Whilst confidentiality was always maintained, employees did have the option of providing their names.

Based on the outcomes of the report, customer satisfaction with the services of HR is at 13%, an Implementation plan, in response, has been developed as the unit works towards improving the satisfaction of our customers.

Table 161 - HUMAN RESOURCES POLICY OBJECTIVES TAKEN FROM IDP

Service Objectives	Outline Service Targets	2012/2013		2013/2014		2014/2015
Service indicators (i)		Target	Actual	Target	Actual	Target
To create a knowledge based organizational in support of efficient and effective monitoring and evaluation, decision making, providing strategic direction and qualify customer service delivery	To provide an efficient and effective Human Resources Management Service in order to support the achievement of the organizational objectives	Recruitment and Selection Strategy	Draft HR Strategy Developed incl Recruitment & Selection	HR Strategy	Draft HR Strategy Developed and consulted	Implementation of HR Strategy

CITY OF CHOICE
PIETERMARITZBURG
MSUNDUZI

Table 161 - HUMAN RESOURCES POLICY OBJECTIVES TAKEN FROM IDP						
Service Objectives	Outline Service Targets	2012/2013		2013/2014		2014/2015
Service indicators (i)		Target	Actual	Target	Actual	Target
		Organizational Structure	Achieved	Job Evaluation and implementation of structure	Job Writing concluded. 1377 Jobs Written	Job Evaluation and Implementation of new structure
Improve working conditions, safety and capacity of our workforce	To promote and maintain a healthy employee relations climate and industrial peace in order to achieve organizational and employee effectiveness	Policy Workshops All SBU's	Achieved	HR Policy Manual	HR Policy Manual developed.	Workshops new policies - All SBU's as and when required
	Contribute towards employability & self-employability of youth and community	10 External Bursaries awarded	2 External Bursaries awarded	10 External Bursaries awarded	17 External Bursaries awarded	10 External Bursaries awarded
		1 learnership programme	2 learnership programme	2 learnership programme	2 learnership programmes	2 learnership programmes
		30 Interns	36 Interns	30 Interns	42 Interns	30 Interns

Table 162 - EMPLOYEE: HUMAN RESOURCES SERVICES					
Job Level	2012/2013	2013/2014			
	Employees No.	Posts No.	Employees No.	Vacancies (fulltime equivalents No.	Vacancies (as a % of total posts) %
A1 - A4	4	6	3	3	50%
B1 - B4	17	21	17	4	19%
C1 - CU	18	30	18	12	40%
D1 - DU	13	14	11	3	21%
E1 - E2	1	2	1	1	50%
F1 - F2	-	-	-	-	-
Total	53	73	50	23	31%

Table 163 - FINANCIAL PERFORMANCE 2013/2014: HUMAN RESOURCES SERVICES					R'000
Details	2012/2013	2013/2014			
	Actual	Original Budget	Adjustment Budget	Actual	Variances to Adjusted Budget %
Total Operational Revenue (excl. tarrifs)	2 681	3 505	3 876	1 888	-51
Expenditure:					
Employees	17 307	18 145	18 145	20 216	-11
Repairs and Maintenance	57	100	140	57	-59
Other(Gen exp + dept costs)	14 225	22 349	19 570	-15 076	-177
Total Operational Expenditure	31 589	40 594	37 855	5197	-86
Net operational (Service) Expenditure	28 908	37 089	33 979	3309	-90

CITY OF CHOICE
PIETERMARITZBURG
MSUNDUZI

Table 164 - CAPITAL EXPENDITURE: HUMAN RESOURCES SERVICES					R'000
Details	2013/2014				
	Budget	Adjustment Budget	Actual Expenditure	Variances from original Budget %	Total Project Value
Total All	0	210	136	-35%	210
Team Building Equipment	0	95	45	-53%	95
Software – Job Evaluation Project	0	85	84	-1%	85
Furniture	0	30	7	-77%	30

COMMENT ON THE PERFORMANCE OF HUMAN RESOURCE SERVICES OVERALL:

The HR unit had 3 Capital Projects in 2013/2014 financial year which included the purchasing of equipment for Team Building, Software for the Job Evaluation Project and Furniture for the unit. During the 2013/14 financial year, the Municipality undertook the process of Job writing aligned to the newly approved organizational structure. 1377 Job Descriptions in terms of the new structure (2013) have been written. Production of JD's is the prerogative of the employer hence managers sign JD's. T.A.S.K software has been acquired from Deloitte.

8.4 INFORMATION AND COMMUNICATION TECHNOLOGY (ICT) SERVICES

INTRODUCTION TO INFORMATION AND COMMUNICATION TECHNOLOGY (ICT)

ICT STRATEGY AND GOVERNANCE FRAMEWORK

The IT department prioritised the development and implementation of the IT Strategy,IT Governance Policy, Charter and Framework that will govern the implementation of all IT projects and monitor its progress thereof. This will institutionalize the Corporate Governance of ICT as an integral part of corporate governance within the Msunduzi Municipality in a uniform and coordinated manner.

This strategy covers the period from 2013 to 2017. The purpose for the development of this strategy was to address the following areas;

1. Promote the alignment of Information Communication and Technology ("ICT") with business objectives
2. Provide a method for measuring and managing performance against goals
3. Help mitigate risk, delivering value and improving control over delivery of information systems and services
4. Assist in complying with external legislation and regulations
5. Facilitate effective communication between ICT and the business
6. Help enable the ICT function to increase internal and external customer satisfaction

The development of IT Strategy, IT Governance Policy, Charter and Framework was completed during October 2013 and fully endorsed by the Council's Full Council. To date 40% of the entire IT Strategy has been implemented.

Other critical priorities completed by the IT department during this period were, the replacement of Server, Network and Computer infrastructure.

SERVERS, COMPUTERS AND NETWORK REFRESH PROJECT

During the 2013/14 financial year, Msunduzi ICT business unit undertook this technology refresh project in order to replace the ageing infrastructure throughout the council. This comprised of all obsolete servers, storage and backup equipment, desktop computers, laptops and all network CISCO equipment located within the Data centre and throughout the council buildings . All of this equipment was bought through the leasing contract and has since brought about much needed stability and efficiency to all of Msunduzi IT systems and employees. The total investment on Msunduzi was R15 million for the period of three years

ICT SERVICE STATISTICS

SERVICES STATISTICS FOR ICT

Browser	Avg. Page Load Time (sec)
1. Mozilla	2.27
2. (not set)	2.75
3. Chrome	3.26
4. UC Browser	3.99
5. Internet Explorer	4.48
6. Firefox	5.10
7. Android Browser	5.90
8. BlackBerry	32.79

Demographics	Language	Sessions	% Sessions
Language	1. en-us	90,630	71.97%
Country / Territory	2. en-gb	13,935	11.07%
City	3. en-za	10,255	8.14%
System	4. en	9,161	7.27%
Browser	5. en_gb	795	0.63%
Operating System	6. en-au	140	0.11%
Service Provider	7. zh-tw	96	0.08%
Mobile	8. de-de	95	0.08%
Operating System	9. en_us	95	0.08%
Service Provider	10. fr	74	0.06%
Screen Resolution			

view full report

	Country / Territory	Sessions	% New Sessions	New Users	Bounce Rate	Pages / Session	Avg. Session Duration
		125,933 % of Total: 100.00% (125,933)	53.21% Site Avg: 52.93% (0.43%)	67,007 % of Total: 100.43% (66,716)	37.84% Site Avg: 37.84% (0.00%)	3.40 Site Avg: 3.40 (0.00%)	00:03:11 Site Avg: 00:03:11 (0.00%)
1.	South Africa	111,148 (88.26%)	51.31%	57,025 (85.10%)	35.26%	3.54	00:03:18
2.	(not set)	4,788 (3.80%)	64.52%	3,089 (4.61%)	51.92%	2.37	00:02:27
3.	Netherlands	2,165 (1.72%)	68.91%	1,492 (2.23%)	61.48%	2.06	00:01:45
4.	India	1,457 (1.16%)	36.86%	537 (0.80%)	72.48%	1.69	00:03:27
5.	Kenya	1,264 (1.00%)	68.75%	869 (1.30%)	63.13%	1.89	00:01:38
6.	United States	1,195 (0.93%)	85.15%	992 (1.48%)	63.26%	2.25	00:01:43
7.	United Kingdom	958 (0.76%)	68.68%	658 (0.98%)	48.54%	2.92	00:02:26
8.	Nigeria	525 (0.42%)	60.00%	315 (0.47%)	43.81%	2.62	00:03:02
9.	Japan	284 (0.23%)	85.56%	243 (0.36%)	58.45%	1.94	00:01:41
10.	Brazil	274 (0.22%)	84.31%	231 (0.34%)	69.34%	1.91	00:01:27

CITY OF CHOICE
PIETERMARITZBURG
MSUNDUZI

Page	Pageviews	Unique Pageviews	Avg. Time on Page	Entrances	Bounce Rate	% Exit
	428,360 % of Total: 100.00% (428,360)	309,050 % of Total: 100.00% (309,050)	00:01:19 Site Avg: 00:01:19 (0.00%)	125,933 % of Total: 100.00% (125,933)	37.84% Site Avg: 37.84% (0.00%)	29.40% Site Avg: 29.40% (0.00%)
1. /site/home	89,446 (20.88%)	59,269 (19.18%)	00:00:51	46,517 (36.94%)	14.13%	29.20%
2. /site/employment-opportunities	35,088 (8.19%)	27,710 (8.97%)	00:02:23	18,009 (14.30%)	71.99%	62.92%
3. /site/contactus	26,966 (6.30%)	20,316 (6.57%)	00:01:42	9,830 (7.81%)	44.51%	38.26%
4. /site/meter-reading-submission	25,306 (5.91%)	18,437 (5.97%)	00:04:09	11,377 (9.03%)	17.82%	18.09%
5. /site/valuationrates	19,123 (4.46%)	14,005 (4.53%)	00:01:20	7,634 (6.06%)	45.19%	36.30%
6. /site/tender-notices-2013-2014	15,512 (3.62%)	12,130 (3.92%)	00:03:02	4,550 (3.61%)	73.30%	56.61%
7. /site/procurement	14,556 (3.40%)	11,469 (3.71%)	00:00:56	3,047 (2.42%)	35.05%	20.89%
8. /site/services	13,723 (3.20%)	9,224 (2.98%)	00:00:16	376 (0.30%)	12.70%	5.52%
9. /site/citymanagement	10,616 (2.48%)	7,480 (2.42%)	00:01:02	341 (0.27%)	52.20%	16.55%
10. /site/cityleadership	8,291 (1.94%)	5,617 (1.82%)	00:00:44	347 (0.28%)	42.36%	9.06%

CITY OF CHOICE
PIETERMARITZBURG
MSUNDUZI

ASSIGNEE SUMMARY REPORT 7/1/2013 - 6/30/2014

Table 165 - Annual Helpdesk Report 2013/2014

Group Name	Assignee	Logged	Open	Resolved
External Vendor	Total	1377	92	1285
Internal	Total	2144	24	2120
Interns	Total	539	1	538

Table 166 - ICT SERVICES POLICY OBJECTIVES TAKEN FROM IDP

Service Objectives	Outline Service Targets	2012/2013		2013/2014		2014/2015
Service indicators (i)		Target	Actual	Target	Actual	Target
IT Strategy and Governance Framework	Good Governance and Clean Audit	Preparation of ICT Charter by 31 Aug 2012	Charter approved by Manco, Exco and Council by 30 Oct 2012	ICT Strategic Plan developed and submitted to SMC by 30th of October 2013 and implementation as per the approved plan	ICT Strategic Plan has been developed and approved by EXCO and Full Council. Implementation underway	10 ICT Master Systems plan projects implemented by the 30th of June 2015 ICT Security Strategy inclusive of all high priority findings developed and submitted to SMC by the 28th of February 2015 for approval by Council ——————— 6 x ICT Steering Committee meetings convened by the 30th of June 2015
Computer Replacement Project	Build an Enabling ICT Environment	N/A	N/A	Replacement of 200 old/ obsolete desktop computers by the 31st of December 2013	336 Computers were delivered on the 16 Jan 2014 and have been deployed to employees	N/A

Table 166 - ICT SERVICES POLICY OBJECTIVES TAKEN FROM IDP						
Service Objectives	Outline Service Targets	2012/2013		2013/2014		2014/2015
Service indicators (i)		Target	Actual	Target	Actual	Target
Server Replacement Project	Build Enabling ICT Infrastructure	N/A	N/A	Obsolete ICT Infrastructure replaced by the 31 December 2013	All IT infrastructure (Backups, Storage and Servers) have been replaced by the 30 November 2013	N/A
Network Replacement Project	Build Enabling ICT Infrastructure	N/A	N/A	Replacement of ICT network equipment: Switches and Routers by the 31st of December 2013	All Network Switches and Routers were delivered on the 30th Jan 2014. Implementation began in February 2014 and replacement completed by 30 June 2014	5 x Sites (Buildings) with no ICT Communication Networks connected to the ICT network by the 30th of June 2015 ——————— 5 x critical sites without network alternative connectivity data lines to be installed with backup connectivity data lines by the 30th of June 2015

Table 167 - EMPLOYEE: ICT SERVICES					
Job Level	2012/2013	2013/2014			
	Employees No.	Posts No.	Employees No.	Vacancies (fulltime equivalents No.	Vacancies (as a % of total posts) %
A1 - A4	-	-	-	-	-
B1 - B4	4	10	4	6	60%
C1 - CU	3	32	9	23	71.90%
D1 - DU	2	15	4	11	73.30%
E1 - E2	1	1	1	0	100%
F1 - F2	-	-	-	-	-
Total	10	58	18	40	69%

CITY OF CHOICE
PIETERMARITZBURG
MSUNDUZI

Table 168 - FINANCIAL PERFORMANCE 2013/2014: ICT SERVICES					R'000
Details	2012/2013	2013/2014			
	Actual	Original Budget	Adjustment Budget	Actual	Variances to Adjusted Budget %
Total Operational Revenue (excl. tarrifs)	9	4	4	292	7200
Expenditure:					
Employees	4 604	5 287	6098	5685	-7
Repairs and Maintenance	2 577	7 917	5303	5116	-4
Other (gen exp + dept charges)	10 602	17 906	16934	-13272	-178
Total Operational Expenditure	17 783	31 110	28 335	-2471	-109
Net operational (Service) Expenditure	17 774	31 106	28 331	-2763	-110

Table 169 - CAPITAL EXPENDITURE: ICT SERVICES					R'000
Details	2013/2014				
	Budget	Adjustment Budget	Actual Expenditure	Variances from original Budget %	Total Project Value
Total All	2500	2493	665	-73	
Recabling of LAN infrastructure	2 500	1 168	171	-85	171
ICT Disaster management	0	695	0	0	0
Plant and Equipment	0	438	325	100%	325
Software - ICT		-26	325	100%	169
	0	192	169	-12	169

COMMENT ON THE PERFORMANCE OF ICT SERVICES OVERALL:

The ICT department replaced a total of 350 computers (desktops and laptops), the entire servers within the datacenter and 120 CISCO switches for network purposes during the 2013/14 financial year. As a result, all of Msunduzi systems no more experience unscheduled downtimes and are all operating efficiently and the processing of all transactions has increased 100 fold.

During this period, seven employees have joined the ICT department which has helped in building capacity within the unit.

8.5 LEGAL SERVICES

INTRODUCTION TO LEGAL SERVICES

SERVICE STATISTICS FOR LEGAL SERVICES

Legal Services play a crucial role in the interaction between the municipality as social change agent and individuals, interest groups, the private sector and other organs of state. Its activities include but are not limited to:

- advising on and developing legally sound and binding policies and legislation in relation to local government's constitutional mandates,
- interpreting and advising on the application of the Bill of Rights and the Constitution, not only to individuals and juristic persons, but also other organs of state in the national and provincial spheres, including the so-called "parastatals" such as Telkom, Eskom and Water Boards,
- negotiating and drafting of contracts and other legal instruments, instituting and defending of claims in various forms, including interdicts, declarators and summonses,
- prosecuting bylaws and regulations in the criminal courts, and
- interpreting and advising on the application of a myriad of other statutes relating to municipalities. In this regard, there are extreme misconceptions about the knowledge, depth and range actually expected from a legal advisor in the local sphere.

In addition to the activities outlined above *and indeed*, the items formally placed on our SDBIP, Legal Services:

- provide legal comments on all reports whenever required,
- regularly attend various Council committees and sub-committees, working groups of the Municipality, including portfolio committees, the Executive Committee, the Bid Evaluation and Bid Adjudication Committees. In addition we regularly attend impromptu meetings requested by customer units,
- frequently coordinate the activities of multidisciplinary municipal teams in relation to a particular legal issue, problem or objective,
- consider and evaluate an average of 20 new insurance claims against the municipality every month, and new prosecutions a month
- act, where required, as Prosecutors or Chairpersons of Disciplinary hearings.

For the purpose of this document, emphasis will only be placed on two of the key activities performed by Legal Services, namely delictual claims and prosecutions. These statistics therefore do not reflect the total output by Legal Services.

Delictual court claims and court interdicts:

Work on these matters involves daily management of court pleadings and extensive legal processes, including but not limited to correspondences with opposition attorneys, pre-trial procedures and court attendances. These procedures are extensively regulated by; inter alia, the Rules of Practice in the High and Magistrate's Courts.

Criminal Prosecutions:

The work in these matters involve all those processes in prosecuting persons in the criminal courts, including the consideration of evidence presented by Peace Officers, drafting of charge sheets where necessary, liaising with the Court and lawyers representing the accused. Ultimately, Legal Services represent the municipality in court. procedures are extensively regulated by the Criminal Procedure Act, 51 of 1977.

Table 170 - LEGAL SERVICES POLICY OBJECTIVES TAKEN FROM IDP

Service Objectives	Outline Service Targets	2012/2013		2013/2014		2014/2015
Service indicators (i)		Target	Actual	Target	Actual	Target
Redrafting of by-laws to meet current situation	Municipal Code	5	5 specified by-laws submitted to Executive Committee	Review and gazetting of 5 bylaws	Gazetting of the 5 specified bylaws on 24 June 2014	11 bylaws for review & gazetting and 10 additional bylaws for review only
Bylaw Education	8 publications on bylaws education for inclusion in the internal staff newsletter and Msunduzi newspaper.	n/a	n/a	8 publications on bylaws education for inclusion in the internal staff newsletter and Msunduzi newspaper.	15 publications on bylaws education included in the internal staff newsletter and Msunduzi newspaper.	n/a
Legislative Education	Training of all deputy information officers on the Promotion of Access to Information Act	n/a	n/a	All deputy information officers to be trained on the Promotion of Access to Information Act by 30 September 2013	Training on the Promotion of Access to Information Act finalized on the 17th of March 2014	n/a

Table 171 - EMPLOYEE: LEGAL SERVICES					
Job Level	2012/2013	2013/2014			
	Employees No.	Posts No.	Employees No.	Vacancies (fulltime equivalents No.	Vacancies (as a % of total posts) %
A1 - A4	-	-	-	-	-
B1 - B4	3	3	3	-	-
C1 - CU	-	-	-	-	-
D1 - DU	1	3	3	-	-
E1 - E2	2	3	2	1	33.33%
2F1 - F2	-	-	-	-	-
Total	6	9	8	1	11.10%

Table 172 - FINANCIAL PERFORMANCE 2013/2014: LEGAL SERVICES					R'000
Details	2012/2013	2013/2014			
	Actual	Original Budget	Adjustment Budget	Actual	Variances to Adjusted Budget %
Total Operational Revenue (excl. tarrifs)	136	151	151	14	-90
Expenditure:					
Employees	3527	3950	4288	3699	-14
Repairs and Maintenance	0	45	45	8	-82
Other (gen exp + dept charges)	4848	3967	15978	-3386	-121
Total Operational Expenditure	8375	7962	20311	321	-98
Net operational (Service) Expenditure	8239	7811	20160	307	-98

Table 173 - CAPITAL EXPENDITURE: LEGAL SERVICES					R'000
Details	2013/2014				
	Budget	Adjustment Budget	Actual Expenditure	Variances from original Budget %	Total Project Value
Total All	0	35	22	-37	
Plant and Equipment	0	10	0	-100	0
Furniture	0	25	22	-12	22

COMMENT ON THE PERFORMANCE OF LEGAL SERVICES OVERALL:

1. Legal Services Department achieved 100% of its target set in respect of the 5 bylaws identified as evidenced by the successful gazetting in the Provincial Gazette on the 24 June 2014. The review of bylaws will receive special attention during the 2014/2015 financial year. In this regard, 11 bylaws have been earmarked for gazetting and an addition ten are for review.
2. Legal Services has exceeded its target concerning the bylaw education. 15 bylaws education articles were published, which exceeded the target of a total of 8 for the year, by 7.
3. Legal Services Department successfully trained all Deputy Information Officers and some support staff on the Promotion of Access to Information Act.
4. Legal Services is in the process of training two more Legal Interns this year.

8.6 SUPPLY CHAIN MANAGEMENT

INTRODUCTION TO SUPPLY CHAIN MANAGEMENT (SCM)

The Msunduzi Municipality's Supply Chain Management unit is a support function for all business units within the council to ensure provision of efficient, transparent, fair, equitable and cost effective procurement services hence assisting the business units to implement their service delivery priorities.

In terms of the MFMA SCM Regulations the SCM unit is established to implement the SCM Policy adopted by Council. It operates under the direct supervision of the Chief Financial Officer delegated in terms of section 82 of the Act. As a top service delivery priorities the SCM unit had to promote sound financial management and reporting effective budgeting and revenue enhancement.

CITY OF CHOICE
PIETERMARITZBURG
MSUNDUZI

The main focus for the year was Contract Management four monitoring officers were employed to ensure that

1. contracts are properly enforced;
2. contracts are classified according to the level of management intervention required;
3. contracts are monitored and managed appropriately according to their classification
4. a single person or committee is allocated responsibility for driving institution wide contract management performance
5. roles for contract owners, contract managers and other stakeholders are clearly defined
6. appropriate delegations are in place to allow role players to carry out their responsibilities
7. clear procedures for handover from contract award to contract management are in place
8. contract management plans are implemented where appropriate, and focused on outputs and performance
9. contract management processes and procedures are aligned with organization wide governance and risk management processes, and performance is reported through established governance channels;
10. ongoing contract management training is provided during induction as well as regular refresher training

SERVICE STATISTICS FOR SUPPLY CHAIN MANAGEMENT

Bids received	351
Bids finalised	287
Bids cancelled	54
Bids in progress	29

LONG TERM CONTRACTS AND PUBLIC PRIVATE PARTNERSHIPS

Table 174 - LONG TERM CONTRACTS (LARGEST CONTRACTS ENTERED INTO 2013/14)

R' 000

Name of Service Provider (Entity or Municipal Department)	Description of Services Rendered by the Service Provider	Start Date of Contract	Expiry date of Contract	Project manager	Contract Value
MAXIPREST TYRES	SUPPLY AND DELIVERY OF NEW TYRES AND TUBES REPAIRING AND RE-TREADING OF TYRES	19/07/2013	31/12/2015	Dev Reddy	RATES BASED
SOBANTU TRADING CC	SUPPLY,DELIVERY AND OFF-LOADING OF CREOSOTED WOODEN POLES	22/08/2013	21/08/2015	Dick Mthembu	RATES BASED
DATACENTRIX (PTY) LTD	SUPPLY, DELIVERY, INSTALLATION,COMMISSIONING AND MAINTENANCE OF SERVERS, BACKUP AND STORAGE HARDWARE INFRASTRUCTURE ON A LEASE BASIS	03/09/2013	31/12/2014	Xolile Ngebulana	RATE BASED
MARABOU TRADING CC T/A SMALL CIVILS AND BUILDING WORKS	CONSTRUCTION OF MAG-METER INSTALLATIONS AND CHAMBERS TO VARIIOUS RESERVOIR OUTLETS IN MSUNDUZI MUNICIPALITY.	05/09/2013	05/5/2014	Brendon Sivparsad	R2, 628,398.00
BASFOUR 170 CC T/A FAIRFILED DEVELOPMENTS	WIREWALL RECTIFICATION PROJECT COMPRISING OF APPROXIMATELY 2000 UNITS	10/09/2013	10/09/2016	Emily Nombungu	RATE BASED
BOSCH MUNITECH (PTY) LTD	PROVISION OF LEAK AND REPAIR SERVICES IN THE MSUNDUZI AND VULINDLELA AREA OF SUPPLY.	20/08/2013	31/12/2013	Brendon Sivparsad	R7,882,582.53
ENFORCE SECURITY SERVICES (PTY) LTD	PROPOSAL CALL FOR THE SECURING OF THE CITY HALL	29/08/2013	Not started	Kwenza Khumalo	R3, 236 776.35
IRG Innovative technologies Pty Ltd	Upgrading of Cisco hardware infrastructure on a lease basis	01/11/2013	01/11/2016	Xolile Ngebulana	R5 722 344.52
Ekhwesi Business Solutions (Pty) Ltd	Supply and delivery of desktop and laptop computers on a lease basis for a three (3) year Period	21/11/2013	21/11/2016	Xolile ngebulana	R4 484 304
Kerush's Transport CC	UPGRADING OF THE NEW ENGLAND ROAD LANDFILL SITE	02/12/2013	05/06/2014	Ramu Raghunandan	R 4 209 350.00

CITY OF CHOICE
PIETERMARITZBURG
MSUNDUZI

Table 174 - LONG TERM CONTRACTS (LARGEST CONTRACTS ENTERED INTO 2013/14)

R' 000

Name of Service Provider (Entity or Municipal Department)	Description of Services Rendered by the Service Provider	Start Date of Contract	Expiry date of Contract	Project manager	Contract Value
INKONKA CIVILS CC	REHABILITATION OF KWANYA-MAZANE MAIN ROAD, WARD 13, EDENDALE AREA	06/02/2014	05/08/2014	Innocent Mchunu	R5,003,830.00
ZAMA TRAFFIC SIGNALS	SUPPLY, DELIVERY AND INSTALLATION AND COMMISIONING OF TRAFFIC SIGNALS WITHIN THE MSUNDUZI MUNICIPALITY'S AREAS OF JURIDICTION	19/02/2014	18/02/2017	Sicelo Mchunu	R973,931.00
GONAL CONSTRUCTION CC	PRINCIPAL BUILDING CONTRACT FOR THE RESTORATION OF THE PUBLICITY HOUSE BUILDING, PIETERMARITZBURG	06/02/2014	05/06/2014	Bukelani Mbhele	R2, 220,000.00
ACTUS INTERGRATED MANAGEMENT (PTY)LTD	INSTALLATION OF WATER BORNE SANITATION WARD 10, EDENDALE	19/03/2014	19/08/2017	Mzovele Qwabe	R44,391, 215.00
NATAL RICHARDS BAY HIRE CC T/A NRB CONSTRUCTION AND HIRE	INSTALLATION OF WATER BORNE IN WARD 16, EDENDALE	19/03/2014	30/06/2017	Sbongiseni Mazibuko	R31,138,117.00
TTI/M&E JV	REHABILITATION/ REPLACEMENT OF DEFECTIVE SEWERAGE RETICULATION,PHASE1	10/04/2014	09/01/2016	Sbongiseni Mazibuko	R18, 748 945.46
J.K. STRUCTURES CC	REHABILITATION/ REPLACEMENT OF DEFECTIVE SEWERAGE RETICULATION,PHASE2	16/02/2014	05/06/2014	Mzovele Qwabe	R6,723,375.00
SINOTHANDO CONSTRUCTION	MAINTENANCE/ CONSTRUCTION OF GRAVEL/ EARTH ROADS WITHIN MSUNDUZI MUNICIPALITY	14/03/2014	30/09/2014	Thokozani Mchunu	R2, 729, 000.00
SULUMANE CONSTRUCTION CC	MAINTENANCE/ CONSTRUCTION OF GRAVEL/ EARTH ROADS WITHIN MSUNDUZI	14/03/2014	31/12/2016	Bheki Sosibo/ Innocent Mchunu	R2, 519,000.00
KERUSH'S TRANSPORT	MAINTENANCE/ CONSTRUCTION OF GRAVEL/ EARTH ROADS WITHIN MSUNDUZI	14/03/2014	31/12/2016	Bheki Sosibo/ Innocent Mchunu	R2, 371,500.00
HIGH END GENERAL CONSTiRUCTION	MAINTENANCE/ CONSTRUCTION OF GRAVEL/ EARTH ROADS WITHIN MSUNDUZI	14/03/2014	31/12/2016	Bheki Sosibo/ Innocent Mchunu	R2, 109,000.00
Joat Sales & Services (Pty) Ltd	SUPPLY, INSTALLATION AND MONITORING OF NINE INTEGRATED PERMANENT SEWER FLOW MONITORING STATIONS AND SEVEN RAINFALL STATIONS	14/03/2014	14/04/2017	Brenden	R 2 641 314.00
Werner SA Pumps and Equipment (Pty)Ltd	Supply and delivery of high pressure and vacuum drain cleaning vehicle	02/06/2014	01/12/2014	Mthandeni Ngcobo/ Dev Reddy	R 2 350 000 .00
BPG MASS APPRAISALS (PTY) LTD	PROPOSAL CAL FOR THE APPOINTMENT OF A SERVICE PROVIDER TO REVALUE AND UPDATE THE FIXED ASSET WITH COMPLETE RECORDS OF INVESTMENT PROPERTY INCLUSIVE OF LAND AND BUILDINGS OWNED BY THE MSUNDUZI MUNICIPALITY AS PER GRAP 16	12/06/2013	30/06/2014	Chazile Ndlovu	R342,000.00

CITY OF CHOICE
PIETERMARITZBURG
MSUNDUZI

Table 175 - PUBLIC PRIVATE PARTNERSHIPS ENTERED INTO 2013/14					R' 000
Name And Description Of Project	Name Of Partner(S)	Initiation Date	Expiry Date	Project Manager	Value 2013/14
NO PUBLIC PRIVATE PARTNERSHIPS ENTERED INTO 2013/2014	N/A	N/A	N/A	N/A	N/A

Table 176 - SUPPLY CHAIN MANAGEMENT POLICY OBJECTIVES TAKEN FROM IDP						
Service Objectives	Outline Service Targets	2012/2013		2013/2014		2014/2015
Service indicators (i)		Target	Actual	Target	Actual	Target
Annual review of SCM Policy	Submission of reviewed SCM policy to SMC on 30 November 2013	Submission of reviewed SCM policy to SMC on 31 October 2012	Policy submitted to SMC on 25 October 2012	Submission of reviewed SCM policy to SMC on 30 October 2013	Policy submitted to SMC on 5 December 2013	Submission of reviewed SCM policy to SMC on 31 December 2013
Submission of the procurement plan	Submission of the annual procurement plan to SMC by 30 June 2014	Submission of the annual procurement plan to SMC by 30 June 2013	Annual procurement plan submitted to SMC by 31/07/2013	Submission of the annual procurement plan to SMC by 30 June 2014	Annual procurement plan submission delayed by the late submission of information by end user.	Submission of the annual procurement plan to SMC by 30 June 2015
Quarterly reports on implementation of the procurement plan	Submission of quarterly report on the implementation of the procurement plan to SMC	Submission of quarterly report on implementation of the procurement plan to SMC on quarterly basis	submitted quarterly to SMC	Submission of quarterly report on implementation of the procurement plan to SMC on quarterly basis	submitted quarterly to SMC	Submission of quarterly report on implementation of the procurement plan to SMC on quarterly basis
Monitoring of irregular expenditure quarterly report	Submission of quarterly report of irregular expenditure to SMC	Submission of quarterly report of irregular expenditure to SMC	Quarterly report of irregular expenditure submitted to SMC	Submission of quarterly report of irregular expenditure to SMC	Quarterly report of irregular expenditure submitted to SMC	Submission of quarterly report of irregular expenditure to SMC

IMPLEMENTATION CHECKLIST Supply Chain Management	
Municipality Details	Answers
Name of Municipality	KZ225 Msunduzi
Contact Person (name):	Dudu Ndlovu
Email address:	dudu.ndlovu@msunduzi.gov.za
Phone:	033 392 2472
Name of the Head of the SCM Unit (if different to above):	N/a

		Question	Answer	Comment on progress	Date for completion	Official(s) responsible
1		Has the Council adopted a SCM policy in terms of SCM regulation 3?	Yes	N/A	N/A	Head: SCM
2		How many staff are employed by the SCM Unit? (show full time staff equivalent, a person shared with another function or working part-time on SCM is shown as a fraction)	51	34 of the 51 employees are from the stores which includes a majority of general workers and petrol attendants	N/A	N/A
	2.1	How many positions are unfilled, ie waiting for an appointment? (full time equivalent)	52	52 post still vacant the effort of filling them is being undertaken by HR	2014/15	DMM:HR

CITY OF CHOICE
PIETERMARITZBURG
MSUNDUZI

Question			Answer	Comment on progress	Date for completion	Official(s) responsible
	2.2	Has a job description been developed for each position within the SCM Unit?	Yes	N/A	N/A	N/A
3		Has a detailed implementation plan for SCM been developed?	Yes	N/A	N/A	Head: SCM
	3.1	If "YES", is progress regularly measured against the implementation plan?	Yes	Progress on the Procurement Plan is updated monthly	N/A	Head: SCM
4		Is a report on the implementation of the SCM Policy provided to the mayor (within 10 days of the end of each quarter (reg 6(3))	Yes	N/A	N/A	Head: SCM
5		*SCM Processes:*				
	5.1	Is the necessary needs assessment undertaken before each acquisition?	Yes	N/A	N/A	Manager Demand and acquisition
	5.2	Are preferential policy objectives identified to be met through each contract?	Yes	N/A	N/A	Manager: Contract Management
	5.3	Is the performance of vendors regularly monitored?	Yes	Monthly assessments are done by the monitoring officer and reported to Council on a quarterly basis	N/A	Monitoring officer
	5.4	Are SCM processes independently monitored to ensure the SCM policy is followed and desired objectives achieved?	Yes	N/A	N/A	IA
6		Are the threshold values contained in the SCM Policy aligned with the values stipulated in regulation 12?	Yes	N/A	N/A	N/A
	6.1	If "NO" are the values contained in the SCM Policy higher than that stipulated in regulation 12?	NO	N/A	N/A	N/A
7		Do municipal bid documents comply with MFMA Circular No 25?	Yes	N/A	N/A	SCM Practitioners
8		Do municipal bid documents include evaluation criteria for use by the bid evaluation and adjudication committees?	Yes	N/A	N/A	Manager: Contract Management
9		*Regulation 46 requires the SCM Policy to establish a code of conduct.*				
	9.1	Is the Code of Conduct issued by NT in MFMA Circular No 22 utilised?	Yes	N/A	N/A	Head: SCM
	9.2	Are measures in place to ensure all SCM practicioners are aware of the SCM code of conduct?	Yes	All practitioners have signed the code of conduct.	N/A	Head: SCM
10		Are all delegations in terms of SCM roles and responsibilities in writing (other than delegations contained in the SCM Policy)?	Yes	But not yet adopted by Council	31/10/2014	CFO
11		Prior to making an award above R30 000 the municipality or municipal entity must check with SARS whether that persons tax matters are in order (reg 43 and MFMA Circular No 29). Is this being complied with?	Yes	N/A	N/A	SCM Practitioners
12		*Please confirm if records are kept of the following:*				
	12.1	Petty cash purchases?	Yes	Creditors department are the custodian of these records	N/A	Creditors Manager

CITY OF CHOICE
PIETERMARITZBURG
MSUNDUZI

Question			Answer	Comment on progress	Date for completion	Official(s) responsible
	12.2	Written or verbal quotations received and awards made?	Yes	Creditors department are the custodian of these records	N/A	Creditors Manager
	12.3	Tenders and all other bids received and awards made?	Yes	Records are kept at SCM offices	N/A	Manager Demand and acquisition
13		Are all invitations for bids above R30 000 advertised for at least 7 days on the website and official notice board? (reg 18(a))	Yes	N/A	N/A	SCM Practitioners
	13.1	In addition, are all invitations for competative bids publically advertised in newspapers commonly circulating locally? (reg 22(1))	Yes	N/A	N/A	SCM Practitioners
14		Is the "list of accredited prospective providers" required by regulation 14 updated at least quarterly?	Yes	N/A	N/A	Manager: Demand and acquisition
15		Is there a database established to record redundant and obsolete store items?	Yes	N/A	N/A	Logistics Manager
16		Are debriefing sessions held with unsuccessful bidders?	No	Written regret letters are sent and on request meetings are held.	N/A	SCM Practitioners
17		*Training SCM practitioners*				
	17.1	Has a training strategy for SCM practitioners been developed?	Yes	N/A	N/A	HR
	17.2	What is the 2013/2014 budget for the training of SCM practitioners?		R140 000.00	N/A	N/A
	17.3	Has the municipality or entity used an outsourced training provider for SCM, other than SAMDI?	Yes	Cool Ideas	N/A	N/A
	17.4	If "yes" to 17.3 please list below the names of training provider(s) used to date (expand this box if necessary)		Cool ideas T/A ESP consulting	N/A	N/A
	17.5	Indicate the number of officials who have attended the SCM training conducted by SAMDI?		None	N/A	N/A
	17.6	Indicate the number of officials who have attended SCM training conducted by training providers other than SAMDI?		23	N/A	N/A
18		Has as SCM procedure manual been developed to assist officials implement the SCM policy, consistent with the MFMA, regulations, circulars and the Accounting Officers Guidelines?	Yes	N/A	N/A	N/A
19		*Bid Committee membership:*				
	19.1	Does the Bid Specification Committee membership comply with regulation 27?	Yes	N/A	N/A	N/A
	19.2	Does the Bid Evaluation Committee membership comply with regulation 28?	Yes	N/A	N/A	N/A
	19.3	Does the Bid Adjudication Committee membership comply with regulation 29?	Yes	N/A	N/A	N/A
	19.4	Has regulation 29(4), which stipulates that a member of a bid evaluation committee or an advisor may not be a member of a bid adjudication committee, been breached?	No	N/A	N/A	N/A

CITY OF CHOICE
PIETERMARITZBURG
MSUNDUZI

Question			Answer	Comment on progress	Date for completion	Official(s) responsible
20		*Procurement of IT related goods and services:*				
	20.1	Are you aware that SITA can assist with the procurement of IT related goods and services (regulation 31)	Yes	N/A	N/A	N/A
	20.2	Have you utilised this facility before?	Yes	N/A	N/A	N/A
21		Does the SCM Policy provide for an effective system of risk management for the identification, consideration and avoidance of potential risks in the SCM system? (reg 41(1))	Yes	N/A	N/A	N/A

PERFORMANCE MANAGEMENT OF CONTRACTS FOR THE PERIOD 1 JULY 2013 – 30 JUNE 2014

In terms of section 116 (2) of the MFMA the Accounting Officer of a municipality must - "Take all reasonable steps to ensure that a contract or agreement procured through the supply chain management policy of the municipality or municipal entity is properly enforced; monitor on a monthly basis the performance of the contractor under the contract or agreement; establish capacity in the administration of the municipality to assist the accounting officer in carrying out the duties and to oversee the day-to-day management of the contractor under the contract or agreement;"

In order to fulfil the requirements of the legislation quoted above the Supply Chain Management unit prepares a monthly report on the Performance of all suppliers. This report is tabled at the Strategic Management Committee on a monthly basis thereafter it is forwarded to the other portfolio committees before it is tabled at Council.

The table below indicates the schedule summarizing the performance of all contracts on a monthly basis that the municipality entered into that are over the amount of R200 000. 00. The table also does not include any information pertaining to annual supply contracts.

Table 177 - MSUNDUZI MUNICIPALITY SUPPLY CHAIN MANAGEMENT UNIT - SERVICE PROVIDERS MONTHLY MONITORING OF PERFORMANCE REPORTS 1 JULY 2013 – 30 JUNE 2014

No.	DESCRIPTION	CONTRACT 'S NAME	STATUS
JULY 2013 - REPORT			
SCM 20 OF 11/12	CONSTRUCTION OF RESERVOIR IN COPESVILLE	AFROSTRUCTURE	This contract is now 70% complete, 1/3rd of the Reservoir roof is covered and the completion date is at end of November 2013 and the work is on schedule but the contractor mentioned that they will be expecting delays as outlet passes through a residential area. The Service Provider advised that "Testing of the reservoir" is on the 10th of October 2013 to check whether there are leaks or not. The work is satisfactory. Technical meeting is scheduled for 30 July.
SCM 6 OF 11/12	NEW ENGLAND ROAD WIDENING PHASE II	CYCLONE CONSTRUCTION	The project is 100% completed and work is satisfactory.
SCM 1 OF 12/13	CONST.OF NEW WATER MAINS ERETICULATION PHASE 3	PK VALVES cc	Site was vacant with no one guarding the material. Open holes were noticed (about 1 metre deep) were left without any barricading tape; these holes are close to a community day care centre. The contractor has been advised of the situation and the project will be visited again in August 2013.
SCM 2 OF 12/13	SUPPLY AND INSTALLATION OF AERIAL PLATFORMS	MKHONDENI MOTOR GARAGE (PTY) LTD	The Project Manager indicated that he is happy with the Aerial Platforms, they functioning perfect with no problems.
SCM 4 OF 12/13	ASHDOWN WARD 23 MIDBLOCK SANITATION RELOCATION	KULU CIVILS AND PROJECT MANAGERS	Previous problem has been rectified with the community member. Letters of Non-performance has been submitted to the company as their work was slow and unsatisfactory. Service provider has submitted a plan to ensure that the project will be finished as per project schedule. Service provider also mentioned that they cannot put manual excavation before cutting the grass on the road, which is their hold up. Letters of Non-performance have been submitted to the Service Provider.
SCM 5 OF 12/13	DESIGN AND CONTRACT ADMINISTRATION FOR WATER BORNE SANITATION WARD 16	AURECON SOUTH AFRICA (PTY)LTD	The project is on-going; the design portion of the project has been concluded. The construction portion tendered as SCM 65 12/13 is awaiting funding approval since all the bids were above estimate.

CITY OF CHOICE
PIETERMARITZBURG
MSUNDUZI

Table 177 - MSUNDUZI MUNICIPALITY SUPPLY CHAIN MANAGEMENT UNIT - SERVICE PROVIDERS MONTHLY MONITORING OF PERFORMANCE REPORTS 1 JULY 2013 – 30 JUNE 2014			
No.	DESCRIPTION	CONTRACT 'S NAME	STATUS
SCM 7 OF 12/13	DESIGN AND CONTRACT ADMINISTRATION FOR WATER BORNE SANITATION WARD 10	AURECON SOUTH AFRICA (PTY)LTD	The project is on-going; the design portion of the project is concluded. The construction portion tendered as SCM 64 12/13 is waiting on funding approval since all the bids were above estimate.
SCM 8 OF 12/13	DESIGN AND CONTRACT ADMINISTRATION FOR THE REHABILITATION OF SANITATION INFRASTRUCTURE	AURECON SOUTH AFRICA (PTY)LTD	The project is on-going, the design is completed. The construction phase of the project is still on tender process to appoint the construction contract; phase 1 and phase 2 are at adjudication stage.
SCM 9 OF 12/13	CONSTRUCTION OF UNIT 18 COMMUNITY HALL AND ASSOCIATED WORKS	HI-GLEN CONSTRUCTION	The project is 90% complete. The site handover is at the end of the month. The project manager is satisfied with the progress of the project.
SCM 10 OF 12/13	CONST.OF CALUZA SPORTS HALL AND ASSOCIATED WORKS	MABUSI CONTRACTOR	The project was visited on 25 July 2013: there is a good progress since the previous meeting. The current progress is satisfactory. The contractor is adhering to project specifications.
SCM 11 OF 12/13	UPGRADING OF MANANA RD EXT IN WARD 21,DAMBUZA	SEALCOAT SURFACING	This project is on track and the workmanship is good, the contractor is currently laying the base, the project will be finished at the end of August 2013
SCM 14 OF 12/13	REHABILATION OF ROADS IN ASHDOWN	BARLEDA CIVILS	Site was vacant. As Service providers has said he cannot proceed with work whilst the project SCM 4 OF 12/13 still proceeds as this will disrupt the work being done. Both projects are being implemented in one area of Ashdown.
SCM 15 OF 12/13	SLANGSPRUIT EASTERN OUTFALL SEWER	SHULA CONSTRUCTION	This project is progressing and near completion. The sewer pipes by the bridge were replaced after a leak was detected whilst conducting tests. The project manager is satisfied with the progress so far and has indicated that the contractor is adhering to project specification and schedule of work.
SCM 16 OF 12/13	REHABILITATION OF ACCESS ROADS IN MOSCOW	SINOTHANDO CONSTRUCTION CC	Project is now 80% complete, the contract has to the asphalting the work was scheduled to be completed by contract the end of July 2013. Extension period to end August has been requested by the Service Provider to compensate for the delays that were experienced at the beginning of the project.
SCM 18 OF 12/13	S&D OF TWO NEW CREMATORS AT THE MOUNTAIN RISE CEMETERY	SA Incinerator	Cremators arrived from overseas and installed. Floors are tiled and the walls are all painted. Proposed Site handover is 02 August 2013.
SCM 19 OF 12/13	FLOW MODULATED PRV CONTROLLERS WITH REMOTE SENSORS	JOAT SALES AND SERVICES (PTY) LTD	PRV controllers delivered and stored at their main site next to Greys Hospital and some of the controllers are already installed but not commissioned yet. The work is satisfactory.
SCM 22 OF 12/13	PROVISION OF X-RAY SERVICES	EMVA HEALTH T/A EHP MOBILE X-RAY	The Occupational Health Unit is happy with the service rendered by Emva Health except that the Unit has to wait for a minimum of 25 new recruits before they conduct their services.
SCM 25 OF 12/13	WARD COMMITTEES INDUCTION TRAINING	KHUMO PROJECT MANAGEMENT SERVICES	The Project of training the ward committees started on the 30 of May 2013 and ended on the 30th of June 2013. The project went accordingly and all parties are happy especially the HRM department skills and development section, the ward committeesare awaiting for their NQF Level 2 unit standard 242896 and 242892 certificates from LGSETA
SCM 26 OF 12/13	RAPID PUBLIC TRANSPORT NETWORK	SIYAZI TRANSPORTATION SERVICES DEVELOPMENT (PTY)LTD	Siyazi is providing the IRPTN Technical support to the taxi industry within the Msunduzi Municipality. Siyazi is liaising with the taxi industry on behalf of the municipality. In the month of July the Siyazi's steering committee meetings focused on the following important components of the IRPTN. 1. Value Chain opportunities. 2. Route Inspection and Route analysis and report back session with all associations.
SCM 27 OF 12/13	PROVISION OF BANKING SERVICES	FIRST NATIONAL BANK	Contract was awarded in April 2013; no problems have been noted by project manager thus far. Project Manager is happy with the performance of Service Provider.

CITY OF CHOICE
PIETERMARITZBURG
MSUNDUZI

Table 177 - MSUNDUZI MUNICIPALITY SUPPLY CHAIN MANAGEMENT UNIT - SERVICE PROVIDERS MONTHLY MONITORING OF PERFORMANCE REPORTS 1 JULY 2013 – 30 JUNE 2014			
No.	**DESCRIPTION**	**CONTRACT 'S NAME**	**STATUS**
SCM 28 OF 12/13	UPGRADING OF MBUCWANA ROAD	EKENE INVESTMENTS CC	The road is very bumpy, No curbing has been built. Water passing by the nearby church not directed. This will decrease the lifespan of the road. Site was vacant. This has been communicated with the project manager.
SCM 29 OF 12/13	UPGRADING OF TAFULENI ROAD	YIMPIE PROJECTS	Project will be completed at the end of October 2013 and the workmanship is of high quality. The project manager is satisfied with the progress and has indicated that the contractor is adhering to project specification.
SCM 30 OF 12/13	UPGRADING OF MBANJWA ROAD	SINOTHANDO CONSTRUCTION	Project will be completed at the end of October 2013 and the workmanship is of high quality. Work is on schedule. The project manager is satisfied with the project progress. The work done is according to project specification. The contractor is competent.
SCM 31 OF 12/13	CONST.OF +/- 1,2 KM OF WILLOWFOUNTAIN ROAD TO BULWER ROAD	AMABOMBO CONTRACTORS	Although there were delays at the beginning of the contract caused by the Consultant in submitting the construction drawings, the project is now on track. The contractor is competent.
SCM 38 OF 12/13	SUPPLY AND DELIVERY OF 1 X 250 KVA STANDBY GENERATOR	UGESI CONTRACTORS	Generator was delivered and project manager is happy with the product and the product specification was met. The asset has been verified.
SCM 39 OF 12/13	4 X BANANA RIPENING ROOMS AT MARKET	AYLIFFE ACTION REFRIGERATION	Material for the ripening rooms have been delivered, Project Manager is now awaiting for the roof structure to be erected before installing all the material which is on site.
SCM 40 OF 12/13	4 X REFRIGERATION UNITS AT THE MARKET	AYLIFFE ACTION REFRIGERATION	Project is halted as service provider awaits roof structure to be erected. Material for refrigeration has been delivered and payment for the materials processed.
SCM 41 OF 12/13	RECONFIGURATION OF THE PIETERMARITZBURG AIRPORT TERMINAL BUILDINGS	GVK SIYAZAMA BUILDING CONTRACTORS	The contractor is on site, the Airport Manager is waiting for Real Estates to communicate with the tenant who is leasing the cafeteria to relocate so that the contractor can continue with work on that area.
SCM 42 OF 12/13	CONFIGURATION AND REALIGNMENT OF THE RUNWAY APRON AT PIETERMARITZBURG AIRPORT	NAMANDLA ROADS AND CIVILS	The contractor is on site, the Airport Manager is waiting for electricity department to identify the cables that are on the runway in order to continue with the work on the runway.
SCM 43 OF 12/13	CIVIL ENG SERVICE FOR NTOMBELA, NKOSI & MPUNGOSE RD	NELSON ALLOPI AND ASSOCIATES	Design completed. The consultant is busy facilitating the appointment of a contractor the project is now out on tender for the construction of the road it will close on 19/07/2013
SCM 46 OF 12/13	SUPPLY AND DELIVERY OF A SCRUBBER MACHINE FOR THE MARKET	PUKKA ENTERPRISES	Scrubber Machine delivered and is meeting the specification and payment for the machine processed. The asset has been verified.
SCM 47 OF 12/13	UPGRADE OF DISTRICT ROAD D1128	BARLEDA CONSTRUCTION	The site handover meeting was on 3/06/2013 and the site progress meeting is on 06/08/2013
SCM 48 OF 12/13	UPGRADE OF DISTRICT ROAD D2069	BARLEDA CONSTRUCTION	The site handover meeting was on 03/06/2013 and the site progress meeting is on 06/08/2013
SCM 56 OF 12/13	PAVEMENT MANAGEMENT SYSTEM	SMEC SOUTH AFRICA (PTY) LTD	Service provider has been appointed on June 2013. Meeting has been scheduled for end of July with the service provider.
AUGUST 2013 - REPORT			
SCM 2 OF 10/11	CONSTRUCTION OF THE FREEDOM SQUARE TOURIST HUB	GVK SIYAZAMA CONSTRUCTION	Hula bond Cladding has been delivered and installed. Water connection was due for installation on the 1st of July 2013 and has not yet been conducted. Site handover is scheduled for the 27th of August 2013.
SCM 20 OF 11/12	CONSTRUCTION OF RESERVOIR IN COPESVILLE	AFROSTRUCTURE	The structure is complete and currently they are busy cleaning the inside of the reservoir and testing will be done as soon as they are done with cleaning, The handover will be done on the 16th of November 2013.

CITY OF CHOICE
PIETERMARITZBURG
MSUNDUZI

Table 177 - MSUNDUZI MUNICIPALITY SUPPLY CHAIN MANAGEMENT UNIT - SERVICE PROVIDERS MONTHLY MONITORING OF PERFORMANCE REPORTS 1 JULY 2013 – 30 JUNE 2014			
No.	DESCRIPTION	CONTRACT 'S NAME	STATUS
SCM 4 OF 12/13	ASHDOWN WARD 23 MIDBLOCK SANITATION RELOCATION	KULU CIVILS AND PROJECT MANAGERS	An official site meeting was held at the site office on the 19th of August 2013. The Service Provider mentioned that he still believes he can deliver on the projected end date despite all the delays uncounted. Statistics provided by the Service Provider don the day in regards to status progress was incorrect and will be corrected by the next meeting. Contamination of the SCM 14 project was discussed and Project manager mentioned that the matter is being discussed internally with the ISF Roads Unit.
SCM 5 OF 12/13	DESIGN AND CONTRACT ADMINISTRATION FOR WATER BORNE SANITATION WARD 16	AURECON SOUTH AFRICA (PTY)LTD	Ward 16 Business Plan revised.
SCM 6 OF 12/13	ELIMINATION OF CONSERVANCY TANKS WARD 21	INKUNZI CIVILS	The project is almost done, house connections are still to be conducted. The resident issue has been handed over to the counsellor. The contractor is to ensure that all roads which have been dirtied by the works be cleaned up. The projected end date is January 2014; so far the project Manager is impressed with the progress and quality of work.
SCM 7 OF 12/13	DESIGN AND CONTRACT ADMINISTRATION FOR WATER BORNE SANITATION WARD 10	AURECON SOUTH AFRICA (PTY)LTD	Ward 10 Business Plan submitted.
SCM 8 OF 12/13	DESIGN AND CONTRACT ADMINISTRATION FOR THE REHABILITATION OF SANITATION INFRASTRUCTURE	AURECON SOUTH AFRICA (PTY)LTD	Construction contract is currently being evaluated for the implementation of the project.
SCM 9 OF 12/13	CONSTRUCTION OF UNIT 18 COMMUNITY HALL AND ASSOCIATED WORKS	HI-GLEN CONSTRUCTION	On 16 August 2013 was an official site handover but due to Variation Orders, the work is not yet completed and few items still needs to be fixed / completed e.g. Toilets are not working, etc. before issuing completion certificate.
SCM 10 OF 12/13	CONST.OF CALUZA SPORTS HALL AND ASSOCIATED WORKS	MABUSI CONTRACTOR	01 August 2013- No progress since the last visit. Work is at halt. There is a wage dispute between Subcontractor and workers. Only 4 workers on site until wage problem is resolved. Corobrik delivered wrong material. Work is going on slowly. 06 August 2013- There was supposed to be an official site meeting but postponed due to unforeseen circumstances. There is a huge dispute between Main contractor and Sub-contractor and its affecting the project. 15 August 2013- Contractors Project Manager mentioned that he had an extensive meeting with the engineers in the morning regarding the completion of the hall. There was a resolution taken to balloon funds for the completion, since some quotes were under-priced and some overpriced. According to Mabusi's Project Manager Corobrick inspectors arrived on site with regards to the different tint finish on the different batches delivered on site. The bricks were said to be of the same grade, therefore the contractor suggested removing the different tinted bricks above door level and using the same tint that was utilized from ground- midway of the building all the way to the top, to create and artistic look with the different tint in-between. Contractor also mentioned satisfaction with the progress with Sub Contractors labour, after they were addressed by the Deputy Mayor.
SCM 11 OF 12/13	UPGRADING OF MANANA RD EXT IN WARD 21,DAMBUZA	SEALCOAT SURFACING	The project is progressing successfully. Sign boards to be installed. Man hole was not barricaded; pictures of barricading when hole is not in use are to be provided by the service provider.
SCM 15 OF 12/13	SLANGSPRUIT EASTERN OUTFALL SEWER	SHULA CONSTRUCTION	The work is satisfactory and the project is progressing in high good quality.

CITY OF CHOICE
PIETERMARITZBURG
MSUNDUZI

Table 177 - MSUNDUZI MUNICIPALITY SUPPLY CHAIN MANAGEMENT UNIT - SERVICE PROVIDERS MONTHLY MONITORING OF PERFORMANCE REPORTS 1 JULY 2013 – 30 JUNE 2014			
No.	**DESCRIPTION**	**CONTRACT 'S NAME**	**STATUS**
SCM 16 OF 12/13	REHABILITATION OF ACCESS ROADS IN MOSCOW	SINOTHANDO CONSTRUCTION CC	Contractor requested an extension period to end September 2013 due to unforeseen circumstances. Project is now 90% complete. The proposed date for laying asphalt is 13-23 August 2013. On 01 August 2013 was 9th Official meeting- Eskom poles are still on the roads and causing delays on the project.
SCM 18 OF 12/13	S&D OF TWO NEW CREMATORS AT THE MOUNTAIN RISE CEMETERY	SA INCINERATOR	Cremators arrived from overseas and installed. Floors are tiled and the walls are all painted. Proposed site handover is 02 august 2013.
SCM 29 OF 12/13	UPGRADING OF TAFULENI ROAD	YIMPIE PROJECTS	The work is satisfactory. Project Manager mentioned that the Contractor is working at a speedy pace. Sign boards to be cited. The Project Manager is to put pressure on the contractor to ensure that they erect the sign board
SCM 30 OF 12/13	UPGRADING OF MBANJWA ROAD	SINOTHANDO CONSTRUCTION	Project will be completed at the end of October 2013. The work is ongoing and is of high quality.
SCM 31 OF 12/13	CONST.OF +/- 1,2 KM OF WILLOWFOUNTAIN ROAD TO BULWER ROAD	AMABOMBO CONTRACTORS	The project is ongoing; G4 has been laid and started sprouting curbing on the sides of the road.
SCM 41 OF 12/13	RECONFIGURATION OF THE PIETERMARITZBURG AIRPORT TERMINAL BUILDINGS	GVK SIYAZAMA BUILDING CONTRACTORS	The work is of high quality and the Airport Manager advised that the project might be completed before the projected end date, due to good workmanship. Cafeteria has been closed. Glass work on the new offices has already started.
SCM 42 OF 12/13	CONFIGURATION AND REALIGNMENT OF THE RUNWAY APRON AT PIETERMARITZBURG AIRPORT	NAMANDLA ROADS AND CIVILS	The work is of high quality and the Airport Manager advised that the project will be completed on-time though they were delays at the beginning caused by unknown cables on the runway. They going to seal all the cables and store them on pipes to avoid delays on the future projects.
SCM 47 OF 12/13	UPGRADE OF DISTRICT ROAD D1128	BARLEDA CONSTRUCTION	31/07/2013 - The project is on-going. Official site meeting is scheduled for 14th of August 2013.
SCM 48 OF 12/13	UPGRADE OF DISTRICT ROAD D2069	BARLEDA CONSTRUCTION	31/07/2013- Official 1st meeting. Sign Boards to be sited. The work is satisfactory. 14/08/2013- The progress on site is slow but it is picking up on daily basis and the contractor has agreed to accelerate it soon, as they will introduce a second team on site. The quality of work that has been done so far is very good.
SCM 54 OF 12/13	PROPOSAL CALL FOR THR DEVELOPMENT OF THE ICT STRATEGY AND ITS GOVERNANCE FRAMEWORK	KPMG	Strategy workshop scheduled with various business units (Finance, Corporate Services, Infrastructure, office of the Municipal Manager & Office of the Mayor).
SCM 56 OF 12/13	PAVEMENT MANAGEMENT SYSTEM	SMEC SOUTH AFRICA (PTY) LTD	01/08/2013- 1st Official Site Meeting. The contractor has started collecting data using various systems that will be compiled and form part of GIS data analysis. The 1st phase of the project will be implemented in January 2014.On the GIS data: they will also include streets that are not on the map. End users of the council will be trained on the system. SMEC has to identify an area that needs urgent refurbishment in this Financial year and they will supervise the project as part of the program.
SCM 63 OF 12/13	PROVISION OF CIVIL ENGINEERING FOR THE UPGRADING OF NEW ENGLAND LANDFILL SITE, PIETERMARITZBURG	ENVITECH SOLUTIONS	Engineering consultant appointed. Design and tender documents finalised.
SEPTEMBER 2013 - REPORT			
SCM 15 OF 12/13	SLANGSPRUIT EASTERN OUTFALL SEWER	SHULA CONSTRUCTION	The project is ongoing successfully. Rock which required blasting that delayed the project has been sorted out. New meters are to be supplied to the community. Expected date of testing is 06 September 2013. The work is satisfactory.

CITY OF CHOICE
PIETERMARITZBURG
MSUNDUZI

Table 177 - MSUNDUZI MUNICIPALITY SUPPLY CHAIN MANAGEMENT UNIT - SERVICE PROVIDERS MONTHLY MONITORING OF PERFORMANCE REPORTS 1 JULY 2013 – 30 JUNE 2014			
No.	**DESCRIPTION**	**CONTRACT 'S NAME**	**STATUS**
SCM 06 OF 12/13	ELIMINATION OF CONSERVANCY TANKS- WARD 21	INKUNZI CIVILS	The project is still going well through the good workmanship from the contractor who's performing a good work and the contractor is not experiencing any major delays.
SCM 2 OF 10/11	CONSTRUCTION OF THE FREEDOM SQUARE TOURIST HUB	GVK SIYAZAMA CONSTRUCTION	The project is almost finished and the work is of good quality .According to a Project manager the projected End date is the 2nd of October 2013.
SCM 4 OF 12/13	ASHDOWN WARD 23 MIDBLOCK SANITATION RELOCATION	KULU CIVILS AND PROJECT MANAGERS	There is no much progress on site due to Labour disputes and shortages of material. According to the project manager of kulu Civils The owner is failing to provide the workers with material on time.
CONTRACT 57	PROVISION OF TRADE ARTISAN SERVICES FOR ALL MUNICIPAL BUILDINGS AND FACILITIES ON AN AS AND WHEN REQUIRED BASIS	ASPHAKAME , BONDING MODE, SIHAMBA SODWA	Projects conducted under this contract were not previously consolidated and captured into an electronic format. Data has been generated from documents collected from the business units and pictures of sites where these projects were conducted will also be filed. There are no "close out" certificates for any project concluded as business unit failed to submit copies for filing and Project Manager mentioned that he has not made certificates for projects concluded.
SCM 20 OF 11/12	CONSTRUCTION OF RESERVOIR IN COPESVILLE	AFROSTRUCTURE	This structure is complete and when the site was visited we found the inside being cleaned up. The testing is still to commence but the work is neatly done and looks of good quality
SCM 20 OF 12/13	PROVISION OF INTERNAL AUDIT, RISK MANAGEMENT AND FORENSIC SERVICE	MORAR INCORPORATED, BONAKUDE,NGUBANE &CO AND DELOITTE	Service Level agreement was received from internal Audit department and a revised performance assessment schedule that is specially designed for this contract. Close Monitoring of this particular contract will commence as soon as the SLA is signed by all services providers.
SCM 01 OF 12/13	CONST.OF NEW WATER MAINS ERETICULATION PHASE 3	PK VALVES CC	Consultant says project is projected to be finished end of October 2013. The contract register stipulates that project end date is end September 2013, so project is delayed by a whole month and no variation order has been submitted in this regard. The sign board is not erected; Project Manager was not sure whether the document stipulates that the sign board should be erected. SCM mentioned that since this is a MIG project the sign board should be erected even after the project is closed. After briefly studying the document the bill of quantities stipulated an amount set aside for the erection of a sign board and a template of the sign board. The service provider along with the consultant then agreed to have a sign board erected by the junction where you turn from the main road.
SCM 10 OF 12/13	CONST.OF CALUZA SPORTS HALL AND ASSOCIATED WORKS	MABUSI CONTRACTOR	The service provider is not performing at all and An "Emergency Meeting" was called by councilor and business unit manager Mr Muzi Khumalo. In the meeting Mr Yusuf Ismail the project manager of this project mentioned the service provider's failure to execute works and indicated that there seems to be no way forward. There has been no work on site for about a month now There are major steps that had taken up against the contractor.
SCM 16 OF 12/13	REHABILITATION OF ACCESS ROADS IN MOSCOW	SINOTHANDO CONSTRUCTION CC	The project is almost complete and is of high good quality. Asphalt is complete according to the Contractor. Sinothando wants to discuss redoing Road One (1) as community has complained that their trucks led to the bad condition in which the Road is in Initially they had discussed patching the potholes Only item that has not been completed is Accommodation of traffic but all other items attended and completed. The Revised completion date is 30 September 2013.
SCM 27 OF 12/13	PROVISION OF BANKING SERVICES	FIRST NATIONAL BANK	Service Level agreement was received, reviewed in Supply Chain and handed over to the internal legal department to ensure all legalities are adhered to and nothing will compromise council from the agreement.
SCM 30 OF 12/13	UPGRADING OF MBANJWA ROAD	SINOTHANDO CONSTRUCTION	The project is going well although There is no health and safety officer or the labour is negligent as the guy placed to level the stones had no gloves on, the traffic is not directed, one flag man is active and there is no sign board on site

CITY OF CHOICE
PIETERMARITZBURG
MSUNDUZI

Table 177 - MSUNDUZI MUNICIPALITY SUPPLY CHAIN MANAGEMENT UNIT - SERVICE PROVIDERS MONTHLY MONITORING OF PERFORMANCE REPORTS 1 JULY 2013 – 30 JUNE 2014			
No.	**DESCRIPTION**	**CONTRACT 'S NAME**	**STATUS**
SCM 41 OF 12/13	RECONFIGURATION OF THE PIETERMARITZBURG AIRPORT TERMINAL BUILDINGS	GVK SIYAZAMA BUILDING CONTRACTORS	The project is progressing well. Service provider is busy with touch ups as structure has been completed. The toilets are being installed and office staffs have been moved to occupy the new office space. Project is progressing well and looks like it will meet the end date which is projected to be the 09th of November 2013.
SCM 42 OF 12/13	CONFIGURATION AND REALIGNMENT OF THE RUNWAY APRON AT PIETERMARITZBURG AIRPORT	NAMANDLA ROADS AND CIVILS	Cables have been rerouted and placed in pipes some areas of project have been backfilled. The project is going well and the Airport Manager projects that the end date will be met.
SCM 47 OF 12/13	UPGRADING OF DISTRICT ROAD D 1128 IN VULIDLELA PHASE 2	BARLEDA CIVILS	Workmanship is satisfactory although contractor is behind with two weeks, cost control, health and safety issues are adhered.
SCM 48 OF 12/13	UPGRADING OF DISTRICT ROAD D 2069	BARLEDA CIVILS	The contractor is continuously maintaining a good standard of work and safe working procedures, The quality and workmanship is excellent. Progress on site is still behind schedule as the contractor is behind in all activities according to programme.
OCTOBER 2013 - REPORT			
SCM 15 OF 12/13	SLANGSPRUIT EASTERN OUTFALL SEWER	SHULA CONSTRUCTION	Site meeting was held on 23/10/2013. Pilot line cutting is at 93%, Pipe jacking at route 9 and extended Sikwazi Road is complete. Work is 2 weeks behind the stipulated schedule because of the Labour dispute. Testing is on-going. Workmanship is of high good quality.
SCM 4 OF 12/13	ASHDOWN WARD 23 MIDBLOCK SANITATION RELOCATION	KULU CIVILS AND PROJECT MANAGERS	The work is slowly progressing. Stormwater's are to be raised up to avoid damaged by Road project. Road next Siyahlomula High needs to be reinstated and cleaned-up. Meeting was held with TLS consultant in order to stipulate progress and address concerns regarding consultant's performance that his entire projects are identified as problematic. Resolution was met that all previous issues are attended to and resolved.
SCM 29 OF 12/13	UPGRADING OF TAFULENI ROAD	YIMPIE PROJECTS	Project will be completed on the 11th of November 2013 due the strike which lasted for two weeks due to the payment that was delayed by the Municipality. The workmanship is of high quality. The project manager is satisfied with the progress and has indicated that the contractor is adhering to project specification. The still needs to be backfilled and the processing of the G2 and Asphalting.
SCM 06 OF 12/13	ELIMINATION OF CONSERVANCY TANKS- WARD 21	INKUNZI CIVILS	The project is still going well through the good workmanship from the contractor who's performing a good work and the contractor is not experiencing any major delays. The quality of work to date is good and pipeline testing is up to date.
SCM 20 OF 11/12	CONSTRUCTION OF RESERVOIR IN COPESVILLE	AFROSTRUCTURE	The structure is complete and the company is busy cleaning up. The stipulated date for testing is in November 2013.
SCM 16 OF 12/13	REHABILITATION OF ACCESS ROADS IN MOSCOW	SINOTHANDO CONSTRUCTION CC	The final meeting was on 27 September 2013.The project is completed and waiting for a close-out report from the Project Manager.
SCM 30 OF 12/13	UPGRADING OF MBANJWA ROAD	SINOTHANDO CONSTRUCTION	The project is on-going. Road to be backfilled, processing G2 and Asphalt is to be layered. The stipulated completion date is 11 November 2013. There are concerns about Mini sub-stations that will remain onsite uninstalled and unsecured. Those sub-stations are to be moved to Stores until the new Reservoir is commissioned.
SCM10 OF 12/13	CONST. OF CALUZA SPORTS HALL AND ASSOCIATED WORKS	MABUSI CONTRACTOR	Progress is extremely slow due to service provider's financial constraints, process of cancellation of contract has been haulted due to the fact that Mabusi Contractor is in constant contact with the business unit to device a progressive plan for a way forward. At the moment progress is extremely behind schedule and progress still very slow.

CITY OF CHOICE
PIETERMARITZBURG
MSUNDUZI

Table 177 - MSUNDUZI MUNICIPALITY SUPPLY CHAIN MANAGEMENT UNIT - SERVICE PROVIDERS MONTHLY MONITORING OF PERFORMANCE REPORTS 1 JULY 2013 – 30 JUNE 2014			
No.	**DESCRIPTION**	**CONTRACT 'S NAME**	**STATUS**
SCM 38 OF 12/13	SUPPLY AND DELIVERY OF 1X 250 KVA STANDBY GENERATOR	UGESI CONTRACTORS CC	The generator is on site, fully installed and tested. It has not yet been fully utilized as there has been no power outage. Project manager satisfied with the generator.
SCM 39 OF 12/13	4 X BANANA REPINING ROOMS AT MARKET	AYLIFFE ACTION CONDITIONERS AND REFRIGERATION	Material has been on site for months now; progress is halted due to two (2) other projects. The first project which is holding up the two other projects (including this one) is SCMQ 111 of 12/13 "The extension of loading bay at municipal market". SCMQ 111 of 12/13 has held back the erection of the steel structure where the ripening rooms are to be constructed.
SCM 41 OF 12/13	RECONFIGURATION OF THE PIETERMARITZBURG AIRPORT TERMINAL BUILDINGS	GVK SIYAZAMA BUILDING CONTR	Progress looks good although the initial end date has been exceeded. The quality of the works produced is very good and the airport staff has been moved to their new offices and posts. The cafeteria is operating again, in a new refurbished area.
SCM 42 OF 12/13	CONFIGURATION AND REALIGNMENT OF THE RUNWAY APRON AT THE PIETERMARITZBURG AIRPORT	NAMANDLA ROADS AND CIVILS	Project is ongoing. The initial end date has been exceeded due to multiple difficulties encountered throughout the duration of the project. Progress is good and airport manager expressed happiness with the progress.
SCM 48 OF 12/13	UPGRADING OF DISTRICT ROAD D 2069 IN MBO	BARLEDA CONSRUCTION	The progress on site is picking up but there are activities which are still behind schedule according to programme Rev 2 07/07/2013. E.g. the sub-soil has not started yet as shown on the programme of works. Then it's was agreed on that the Contractor will have to revise his Programme due to the construction of the culverts being on hold until further notice as requested by Terrasted Environment Consultants.
SCM 14 OF 12/13	REHABILATION OF ROADS IN ASHDOWN	BARLEDA CONSTRUCTION	Project has commenced.
SCM 2 OF 10/11	CONSTRUCTION OF THE FREEDOM SQUARE TOURIST HUB, PIETERMARITZBURG	GVK SIYAZAMA BULDING CONSTRUCTION	The project is almost complete the official handing over the site to the client and the establishment of the snag list will take place on the 25 October 2013.
NOVEMBER 2013 - REPORT			
SCM 1 OF 12/13	CONST.OF NEW WATER MAINS ERETICULATION PHASE 3	PK VALVES cc	No sign board installed. The project is exceeded the contract period by a month and no progress report received from the Consultant.
SCM 10 OF 12/13	CONST.OF CALUZA SPORTS HALL AND ASSOCIATED WORKS	MABUSI CONTRACTOR	Toilet superstructure has reached 90% of completion. Hall walls have reached 30%. Brickwork needs to be tired to the columns and all gaps to be closed. The work is progressing slowly.
SCM 11 OF 12/13	UPGRADING OF MANANA RD EXT IN WARD 21,DAMBUZA	SEALCOAT SURFACING	This project is on track and the snag list is almost done.
SCM 16 OF 12/13	REHABILITATION OF ACCESS ROADS IN MOSCOW	SINOTHANDO CONSTRUCTION CC	Project is now 100% complete. Awaiting a closeout report / completion certificate from the Project Manager.
SCM 29 OF 12/13	UPGRADING OF TAFULENI ROAD	YIMPIE PROJECTS	The project is 2 weeks behind the stipulated schedule due to non-payment of the Service Provider. They busy laying G2. Stormwaters to be fixed. The road is to be backfilled and lay Asphalt. The stipulated final date is end of November 2013.
SCM 30 OF 12/13	UPGRADING OF MBANJWA ROAD	SINOTHANDO CONSTRUCTION	According to the Project Manager, the final date of completion is mid November 2013. The work is satisfactory.
SCM 31 OF 12/13	CONST.OF +/- 1,2 KM OF WILLOWFOUNTAIN ROAD TO BULWER ROAD	AMABOMBO CONTRACTORS	The work is 100% complete and the site handover was on Wednesday, 13 November 2013.
SCM 47 OF 12/13	UPGRADE OF DISTRICT ROAD D1128	BARLEDA CONSTRUCTION	The work was at halt till next Tuesday the 5th of November 2013 because of rain since they are busy at the bridge and the sand was very damp. The work is progressing slowly.

CITY OF CHOICE
PIETERMARITZBURG
MSUNDUZI

Table 177 - MSUNDUZI MUNICIPALITY SUPPLY CHAIN MANAGEMENT UNIT - SERVICE PROVIDERS MONTHLY MONITORING OF PERFORMANCE REPORTS 1 JULY 2013 – 30 JUNE 2014			
No.	**DESCRIPTION**	**CONTRACT 'S NAME**	**STATUS**
SCM 48 OF 12/13	UPGRADE OF DISTRICT ROAD D2069	BARLEDA CONSTRUCTION	EPWP training had started in September and it was agreed that training records should be kept. The progress on site is only picking up on storm -water and on gabions is it very slow on subsoil. The consultant has suggested that the constructions of D 2069 should end at 1,3km instead of 2km to avoid the delay that will be coursed by the study that is being conducted by Terratest Environmental Consultants that will take 4months.
SCM 44 of 12/13	REPAIRS TO MV & LV SERVICE STATION O/HEAD MAINS & UNDERGROUND MAINS	FAST MOVE	A site meeting was conducted on site with the business unit ISF: Electricity and the Contractor, the revised programme was discussed to find that the contractor had only accomplished three and a half of the seven items due to have been completed by the 21/11/2013. The contactor then explained his reasons for the hold up being that some of the items were help by the concrete pavement which was laid before they were onsite. They were deliberating on how to best work with the concrete pavement without, it being too costly. They concluded in cutting of some of the pavement to fill after the wires have been laid. A revised programme was to be sent to Mr L Ntuli of The ISF: Electricity from the Service Provider.
DECEMBER 2013 - REPORT			
SCM 20 OF 11/12	CONSTRUCTION OF RESERVOIR IN COPESVILLE	AFROSTRUCTURE	This contract is now 95% complete, the stipulated completion date is 12 December 2013 with few minor works and the work is on schedule. All testing are done and approved. Pumps cannot be tested due to lack of electricity onsite. The work is satisfactory.
SCM 4 OF 12/13	ASHDOWN WARD 23 MIDBLOCK SANITATION RELOCATION	KULU CIVILS AND PROJECT MANAGERS	Work is progressing well. Snag list was done in order to rectify problematic issues e.g. "community damaged driveways, cleaning of the roads, etc. before the closing on 13 December 2013.
SCM 10 OF 12/13	CONST.OF CALUZA SPORTS HALL AND ASSOCIATED WORKS	MABUSI CONTRACTOR	Work is slowly improving. Security gate house is nearly completed. New workmanship is slightly performing well.
SCM 56 OF 12/13	PAVEMENT MANAGEMENT SYSTEM	SMEC SOUTH AFRICA (PTY) LTD	The monthly meeting held on 05 December 2013 at Durban Offices. New data traffic counts are collected and they currently working on them. GIS is reasonable accurate and provides a good representation of the road inventory. Each inspection is reasonably uniformed in terms of simplifying future inventory updates and condition surveys. The work is going well and the performance is satisfactory.
SS6 OF 2013: SECTION 2	CLEANING OF MUNICIPAL OFFICES-AS CHETTY AND PROFESSOR NYEMBEZI BUILDING	KHAYELIHLE CLEANING SERVICES	Visited various sites (Fire, Various Flats, Market, etc.) with company's representatives to familiarize themselves with the present environment and to do need assessment for each and every place and also to interview current employees.
SS8 OF 2013: SECTION 3	QUARRY PRODUCTS	AFRISAM	Held a meeting on 11 December 2013 with the company-discussed continuity of the contract since the current contract expires on 30th of December 2013. A month-to-month contract will be drafted and send to the Service Provider whilst the new tender is on process.
SS 57 OF 2012	REPAIRS AND MAINTENANCE TO ALEXANDRA ROAD LIBRARY	BONDING MODE	Shoddy works were conducted on this site and the contractor did not follow the specifications as the door frames were not removed and the tile spacing was bigger than that stipulated in the document. The contractor was removed off site and suspended.
JANUARY 2014 - REPORT			
SCM 48 OF 12/13	UPGRADE OF DISTRICT ROAD D2069	BARLEDA CONSTRUCTION	The stipulated completion date was 31 December 2013 .however the contract was extended by 24 months. On the 05thof February a meeting was held at SWEETWATERS WARD 2 and consultant was not happy with progress on site due to lack of resources and material on site due to the fact that The contractor is experiencing cash flow problems. The quality of work done so far is good.

CITY OF CHOICE
PIETERMARITZBURG
MSUNDUZI

Table 177 - MSUNDUZI MUNICIPALITY SUPPLY CHAIN MANAGEMENT UNIT - SERVICE PROVIDERS MONTHLY MONITORING OF PERFORMANCE REPORTS 1 JULY 2013 – 30 JUNE 2014			
No.	**DESCRIPTION**	**CONTRACT 'S NAME**	**STATUS**
SCM 14 OF 12/13	REHABILATION OF ROADS IN ASHDOWN	BARLEDA CIVILS	The company is onsite and the work is slowly progressing.
SCM 31 OF 12/13	CONST.OF +/- 1,2 KM OF WILLOWFOUNTAIN ROAD TO BULWER ROAD	AMABOMBO CONTRACTORS	The project was completed in December 2013.
SCM 52 OF 12/13	PROVISION OF ADHOC QUANTITY SURVEYING SERVICES	VARIOUS COMPANIES	The project is on-going. The awarded companies file was handed to Monitoring Office in order to rotate the Service Providers in ascending order, from first preferred to ensure that all the Quantity Surveyors on the contract are utilized accordingly and take necessary action should we find any to be non-responsive.
SCM 13 OF 13/14	UPGRADING OF THE NEW ENGLAND ROAD LANDFILL SITE	KERUSH'S TRANSPORT	The project commenced on 06 January 2014, the contract period is 04 months and the stipulated completion date is 06 May 2014. The first site meeting held on 09 January 2014. The construction of fencing has commenced and they busy researching the underground pipes that cause leakage. Drains are blocked which cause a problem to allocate the source of leakage. The reason why were unable to achieve their cash flow targets for January 2014 was that the test results for the material required to construct the containment berms was delayed by the laboratory. The contractor has promised to increase the number of trucks bringing in material, and this aspect of the project is being fast-tracked this month in order to make up for the delays.
SCM 30 OF 12/13	UPGRADING OF MBANJWA ROAD	SINOTHANDO CONSTRUCTION CC	The project is completed but some few minor works (snag list) are still outstanding for example cleaning of the pavements, etc.
SCM 16 OF 12/13	REHABILITATION OF ACCESS ROADS IN MOSCOW	SINOTHANDO CONSTRUCTION CC	The project was completed in December 2013.
SCM 22 OF 12/13	PROVISION OF X-RAY SERVICES	EMVA HEALTH T/A EHP MOBILE X-RAYS	The project is on-going; the contract period expires in December 2014.
SCM75 OF 12/13	UPGRADING OF CISCO HARDWARE INFRASTRUCTURE ON A LEASE BASIS	IRG INNOVATIVE TECHNOLOGIES (PTY) LTD	The project awarded in November 2013.
SCM 17 OF 13/14	GRIMTHORPE AVENUE RIVER BRIDGE OVER MSUNDUZI RIVER	MAKHAOTSE NARASIMULU AND ASSOCIATES (PTY) LTD	The project is awarded in December 2013
SCM 18 OF 13/14	PRINTING OF 300 COPIES OF ANNUAL BEFORE FOR 2012/13	TUSCAN MOOD CC 1113 T/A MEDIA COM SA	The project is awarded in December 2013
SCM 27 OF 13/14	LEASING OF DESKTOP AND LAPTOP COMPUTERS	EKHWESI BUSINESS SOLUTIONS (PTY) LTD	The project is awarded in November 2013 and is on-going
SCM 72 OF 12/13	UPGRADING OF ESIGODINI ROADS (HLUBI, SHEZI AND NTSHINGILA ROADS IN WARD 12, ESIGODINI, EDENDALE.	SINOTHANDO CONSTRUCTION CC	The works commenced on 14 January, The project is on Schedule the project was delayed because the Technicians could not locate control profiles and they had to call surveyors to put up pegs. The contractor has to put up a Sign board and email the SCM department a programme.
FEBRUARY 2014 - REPORT			
SCM 2 OF 10/11	CONSTRUCTION OF THE FREEDOM SQUARE TOURIST HUB	GVK SIYAZAMA BUILDING CONTRACTORS	The contractor is still busy with the snags.
SCM 20 OF 11/12	CONSTRUCTION OF RESERVOIR IN COPESVILLE	AFROSTRUCTURE	The Construction of the reservoir has been completed but the contractor is still on site .the worker had no water and toilets. There was no shelter or a guardroom for security guards and they also complained about not having water and proper sanitation.

CITY OF CHOICE
PIETERMARITZBURG
MSUNDUZI

Table 177 - MSUNDUZI MUNICIPALITY SUPPLY CHAIN MANAGEMENT UNIT - SERVICE PROVIDERS MONTHLY MONITORING OF PERFORMANCE REPORTS 1 JULY 2013 – 30 JUNE 2014			
No.	**DESCRIPTION**	**CONTRACT 'S NAME**	**STATUS**
SCM 1 OF 12/13	CONST. OF NEW WATER MAINS ARETICULATION PHASE 3	PK VALVES CC	The project is completed though the finishing is not satisfactory. Awaiting Completion Certificate from the Consultant.
SCM 4 OF 12/13	ASHDOWN WARD 23 MIDBLOCK SANITATION RELOCATION	KULU CIVILS AND PROJECT MANAGERS	Work is on-going slowly and is fair. The overall work progress is at 60%. The contractor had experienced some delays in the project owing to wage dispute. Slow progress has been the predominant factor in the loss of time. Various teams are working in order to cover the loss time.
SCM 6 OF 12/13	ELIMINATION OF CONSERVANCY TANKS WARD 21	INKUNZI CIVILS/ KAYDYN JV	The project is still ongoing and the quality of works thus far is satisfactory the projected completion date is 31 March 2014. Sewer line is completed and the rates for water connections will be done by the Council.
SCM 9 OF 12/13	CONSTRUCTION OF UNIT 18 COMMUNITY HALL AND ASSOCIATED WORKS	HI-GLEN CONSTRUCTION	The project is completed. Awaiting completion certificate from the Project Manager.
SCM 10 OF 12/13	CONST.OF CALUZA SPORTS HALL AND ASSOCIATED WORKS	MABUSI CONTRACTOR	Site was vacant during site inspection. Mr. Mziwandile Khumalo mentioned that a meeting was held with the Service Provider and SCM still waiting for the outcome of that meeting but though the project is at halt.
SCM 11 OF 12/13	UPGRANDING OF MANANA RD EXT IN WARD 21,DAMBUZA	SEALCOAT SURFACING	Awaiting Completion Certificate from the Consultant.
SCM 13 OF 13/14	UPGRADING OF THE NEW ENGLAND ROAD LANDFILL SITE	KERUSH'S TRANSPORT	Contract progress is ahead of the contract period. Target of 500m on berms by the end of February was achieved. The clay test results were received and the material meets the specification. Fencing is completed. Work is of good quality.
SCM 14 OF 12/13	REHABILATION OF ROADS IN ASHDOWN	BARLEDA CIVILS	The company is completed and awaiting Completion Certificate from the Project Manager.
SCM 15 OF 12/13	SLANGSPRUIT EASTERN OUTFALL SEWER	SHULA CONSTRUCTION	The contractor is still busy with the connection of the sewer outfall by the bridge. The project is progressing very well and workmanship is of good quality.
SCM 16 OF 12/13	REHABILITATION OF ACCESS ROADS IN MOSCOW	SINOTHANDO CONSTRUCTION CC	Awaiting completion Certificate from the Project Manager.
SCM 17 OF 13/14	GRIMTHORPE AVENUE RIVER BRIDGE OVER MSUNDUZI RIVER	MAKHAOTSE NARASIMULU AND ASSOCIATES (PTY) LTD	The project is awarded in December 2013
SCM 18 OF 13/14	PRINTING OF 300 COPIES OF ANNUAL BEFORE FOR 2012/13	TUSCAN MOOD CC 1113 T/A MEDIA COM SA	The project was awarded in December 2013
SCM 22 OF 12/13	PROVISION OF X-RAY SERVICES	EMVA HEALTH T/A EHP MOBILE X-RAYS	The project is on-going; the contract period expires in December 2014.
SCM 27 OF 13/14	LEASING OF DESKTOP AND LAPTOP COMPUTERS	EKHWESI BUSINESS SOLUTIONS (PTY) LTD	The project was awarded in November 2013 and is on-going
SCM 29 OF 12/13	UPGRADING OF TAFULENI ROAD	YIMPIE PROJECTS	According to the Project Manager, project was completed in February 2014 but the road is in a bad condition e.g, the kerbing and channeling of water, Potholes as a result of a storm that took place on the 24 February 2014. The road is skew. There is excess material that was left on the road sides. The workmanship is of poor quality.
SCM 30 OF 12/13	UPGRADING OF MBANJWA ROAD	SINOTHANDO CONSTRUCTION CC	The project is completed. The overall work is not of good quality, the pothole is still outstanding. As per attached pictures. Awaiting Completion Certificate from the Project Manager.
SCM 31 OF 12/13	CONST.OF +/- 1,2 KM OF WILLOWFOUNTAIN ROAD TO BULWER ROAD	AMABOMBO CONTRACTORS	Awaiting Completion Certificate from the Project Manager.

CITY OF CHOICE
PIETERMARITZBURG
MSUNDUZI

Table 177 - MSUNDUZI MUNICIPALITY SUPPLY CHAIN MANAGEMENT UNIT - SERVICE PROVIDERS MONTHLY MONITORING OF PERFORMANCE REPORTS 1 JULY 2013 – 30 JUNE 2014			
No.	**DESCRIPTION**	**CONTRACT 'S NAME**	**STATUS**
SCM 41 OF 12/13	RECONFIGURATION OF THE PIETERMARITZBURG AIRPORT TERMINAL BUILDING	GVK SIYAZAMA	The work is completed and the outcome is of high good quality with few minor works that needs an urgent attention e.g. Leakage on the roof, etc. before the Site handover.
SCM 42 OF 12/13	RECONFIGURATION AND REALIGNMENT OF THE RUNAWAY	NAMANDLA ROADS AND CIVILS	The work is completed and the outcome is good. Awaiting completion certificate from the Project Manager.
SCM 48 OF 12/13	UPGRADE OF DISTRICT ROAD D2069	BARLEDA CONSTRUCTION	The project is behind the contractor is busy with the processing of the G7.The workmanship is good. The projected practical completion date is on the 30th of April 2014.
SCM 50 OF 12/13	PROVISION OF AD-HOC ENGINEERING SERVISES	PANEL OF COMPANIES	Panel of Engineers are appointed on various methods as SCM we chose to have a roster and consultants are appointed based on the discounted rate percentages.
SCM 52 OF 12/13	PROVISION OF ADHOC QUANTITY SURVEYING SERVICES	VARIOUS COMPANIES	The project is on-going.
SCM 56 OF 12/13	PAVEMENT MANAGEMENT SYSTEM	SMEC SOUTH AFRICA (PTY) LTD	The handover was done in December 2013 and the Service Provider is busy with the Variation Orders. The work is satisfactory.
SCM 72 OF 12/13	UPGRADING OF ESIGODINI ROADS (HLUBI, SHEZI AND NTSHINGILA ROADS IN WARD 12, ESIGODINI EDENDALE.	SINOTHANDO CONSTRUCTION CC	The works commenced on 14 January 2014, The project is on Schedule, the project was delayed because the Technicians could not locate control profiles and they had to call surveyors to put up pegs. The contractor has to put up a Sign board and email the SCM department a programme of works.
SCM75 OF 12/13	UPGRADING OF CISCO HARDWARE INFRASTRUCTURE ON A LEASE BASIS	IRG INNOVATIVE TECHNOLOGIES (PTY) LTD	The project is ongoing.
MARCH 2014 - REPORT			
SCM 20 OF 11/12	CONSTRUCTION OF RESERVOIR IN COPESVILLE	AFROSTRUCTURE	The Project has been completed and the guardroom has also been brought into site, the issue of sanitation has still need to be addressed because the security guards there have no toilets and water.
SCM 4 OF 12/13	ASHDOWN WARD 23 MIDBLOCK SANITATION RELOCATION	KULU CIVILS AND PROJECT MANAGERS	Work is on-going slowly. The contractor had experienced some delays in the project owing to wage disputes. Slow progress has been the predominant factor in the loss of time. Lack of resources and rain.
SCM 6 OF 12/13	ELIMINATION OF CONSERVANCY TANKS WARD 21	INKUNZI CIVILS/ KAYDYN JV	The project is still on-going and the quality of work so far is up to standard. The practical completion is end of March 2014 date, but the councillor of ward 21 is not happy about some of the things there were not under this contract that needs the Msunduzi attention.
SCM 10 OF 12/13	CONST.OF CALUZA SPORTS HALL AND ASSOCIATED WORKS	MABUSI CONTRACTOR	The contractor is not on site, according to the councilor's staff onsite, the engineer has instructed the contractor off site. SCM is awaiting full report from the business unit ISF: Building as to why the contractor was instructed off site and why they intend to have the contract terminated.
SCM 14 OF 12/13	REHABILATION OF ROADS IN ASHDOWN	BARLEDA CIVILS	The company is completed and awaiting Completion Certificate from the Project Manager.
SCM 15 OF 12/13	SLANGSPRUIT EASTERN OUTFALL SEWER	SHULA CONSTRUCTION	This project is progressing very well and workmanship is of good quality. But the contract has expired .The contractor is still busy with the connection of the sewer outfall by the bridge
SCM 16 OF 12/13	REHABILITATION OF ACCESS ROADS IN MOSCOW	SINOTHANDO CONSTRUCTION CC	Awaiting completion Certificate from the Project Manager.
			Remedial works needs to be done urgently:
			A. The speed humps/traffic calming measures are not constructed to municipal specification:
			1. The speed humps are too high and dimensions are constructed to municipal standard.
			2. The speed humps have no painting to them
			Lack of signage to the humps

CITY OF CHOICE
PIETERMARITZBURG
MSUNDUZI

Table 177 - MSUNDUZI MUNICIPALITY SUPPLY CHAIN MANAGEMENT UNIT - SERVICE PROVIDERS MONTHLY MONITORING OF PERFORMANCE REPORTS 1 JULY 2013 – 30 JUNE 2014			
No.	**DESCRIPTION**	**CONTRACT 'S NAME**	**STATUS**
SCM 17 OF 13/14	GRIMTHORPE AVENUE RIVER BRIDGE OVER MSUNDUZI RIVER	MAKHAOTSE NARASIMULU AND ASSOCIATES (PTY) LTD	The consultant is busy compiling the bid document.
SCM 18 OF 13/14	PRINTING OF 300 COPIES OF ANNUAL BEFORE FOR 2012/13	TUSCAN MOOD CC 1113 T/A MEDIA COM SA	The project was awarded in December 2013
SCM 22 OF 12/13	PROVISION OF X-RAY SERVICES	EMVA HEALTH T/A EHP MOBILE X-RAYS	The project is on-going and the service is satisfactory.
SCM 29 OF 12/13	UPGRADING OF TAFULENI ROAD	YIMPIE PROJECTS	The Contractor was asked to do some remedial on the project. The road that were damaged by the storm.
SCM 30 OF 12/13	UPGRADING OF MBANJWA ROAD	SINOTHANDO CONSTRUCTION CC	The project is completed. Awaiting Completion Certificate from the Project Manager.
SCM 31 OF 12/13	CONST.OF +/- 1,2 KM OF WILLOWFOUNTAIN ROAD TO BULWER ROAD	AMABOMBO CONTRACTORS	Completion Certificate is still outstanding from the Project Manager.
SCM 47 OF 12/13	UPGRADE OF DISTRICT ROAD D1128 VULINDLELA	BARLEDA CONSTRUCTION	The contract has expired and Progress to date is poor. The hauling of G5 material has experienced delays due to Contractors cash flow challenges.
SCM 48 OF 12/13	UPGRADE OF DISTRICT ROAD D2069	BARLEDA CONSTRUCTION	Progress on site is improving in few activities. But the overall project is 55% behind schedule. The contractor had promised to work on weekends in order to stay within the programme and get the work completed. The contract has expired and the contractor is still experiencing cash flow challenges.
SCM 50 OF 12/13	PROVISION OF AD-HOC ENGINEERING SERVICES.	HENWOOD AND NXUMALO	Henwood was appointed based on a comparative quotation and Roads department has not yet generated an order to Henwood and Nxumalo to be appointed for design of Woodhouse Road Pedestrian Bridge under Contract SCM 50 of 12/13
SCM 72 OF 12/13	UPGRADING OF ESIGODINI ROADS (HLUBI, SHEZI AND NTSHINGILA ROADS IN WARD 12, ESIGODINI EDENDALE.	SINOTHANDO CONSTRUCTION CC	The Contractors has being delayed due to rain, underground services and storm water pipe on Ntshingila. It i s problematic owing to subsoil water. The Contractor has been instructed by the consultant to remove and relay soft spots on roads to be under cut and be removed to spoil
SCM75 OF 12/13	UPGRADING OF CISCO HARDWARE INFRASTRUCTURE ON A LEASE BASIS	IRG INNOVATIVE TECHNOLOGIES (PTY) LTD	The project is on-going successfully.
SCM 27 OF 13/14	SUPPLY AND DELIVERY OF DESKTOP AND LAPTOP COMPUTERS ON A LEASE BASIS FOR THREE (3) YEAR PERIOD	EKHWESI BUSINESS SOLUTIONS	Business Unit expressed satisfaction with service rendered and delivery times were met. ICT Mr. Ngebulana also mentioned that the number of desktops that were delivered were reduced to 256 from 400 due to the exchange rate of the rand against the dollar
APRIL 2014 - REPORT			
SCM 4 OF 12/13	ASHDOWN WARD 23 MIDBLOCK SANITATION RELOCATION	KULU CIVILS AND PROJECT MANAGERS	The Contractor is still busy with the pipe laying of the sewer section and in the water section there are battling with pressure testing as they are trying to locate the leaks According to the project manager. The progress is slow due to labor not coming to work because as there is a labor dispute at hand they are complaining about not getting their pay slips and short payments. The quality of works remains satisfactory thus far.
SCM 6 OF 12/13	ELIMINATION OF CONSERVANCY TANKS WARD 21	INKUNZI CIVILS/ KAYDYN JV	The Project is towards completion and the contractor and the project manager are busy with the snags. All parties involved are satisfied with the quality of work achieved and the work done is according to the project specifications.

CITY OF CHOICE
PIETERMARITZBURG
MSUNDUZI

Table 177 - MSUNDUZI MUNICIPALITY SUPPLY CHAIN MANAGEMENT UNIT - SERVICE PROVIDERS MONTHLY MONITORING OF PERFORMANCE REPORTS 1 JULY 2013 – 30 JUNE 2014

No.	DESCRIPTION	CONTRACT 'S NAME	STATUS
SCM 10 OF 12/13	CONST.OF CALUZA SPORTS HALL AND ASSOCIATED WORKS	MABUSI CONTRACTOR	The Construction of the hall is still on hold and the Contractor was sent a second letter of intention to cancel the contract, in which they replied by saying that they had problems with the local community and labourers and that there under the impression that the setting out for the hall was done properly since the engineer checked and certified the work done for it and they strongly believe that the engineer should also be partly responsible for the wrong setting out of the Hall. The procurement process of the new contractor will take place during the new financial year. The blacklisting of the contractor will take place as soon as the litigation process is finalized as per Treasury circular 43.
SCM 15 OF 12/13	SLANGSPRUIT EASTERN OUTFALL SEWER	SHULA CONSTRUCTION	The contractor has completed most of the pipe laying the only outstanding issues are the stream crossing which they are busy with and the pipe jacking one is complete the contractor is still busy with the second one. The pipe bridge is complete and they are busy contracting the manholes and also sorting out the environmental aspects. The work done is according to project specifications.
	UPGRADE OF DISTRICT ROAD D1128 VULINDLELA	BARLEDA CONSTRUCTION	The Contractor has at least finish the box culvert bridge, the road that was on G5 layer from 1,6 km to 3,5 km and from 3,5 km to 3.7 km the road was on G2 layer, the progress on site is very slow due to the cash flow problems experienced by the contractor, however the supply of the material is being addressed by Council this will be net off the contract value on the provided certificate of payment. The penalties of R3000.00 per day have kicked in.
	UPGRADE OF DISTRICT ROAD D2069	BARLEDA CONSTRUCTION	The progress is very slow as works programme revision 5 shows that the road subgrade and storm water were supposed to be finished on the 28th February 2014 and the c4 layer was supposed to be started on the 05th March 20014.The main commitments and promises are being made by Barleda and no deliveries of these promises are being adhered to. The progress is being monitored on a weekly basis by both Engineer and SCM.
SCM 50 OF 12/13	PROVISION OF ADHOC ENGEERING SERVICES	VARIOUS COMPANIES	Gestion Engineering and Project Consultants were allocated by the Building department for the engineering aspect in the construction of the unit 2 Hall at Imbali. The work is progressing very well.
SCM 13 OF 13/14	UPGRADING OF THE NEW ENGLAND ROAD LANDFILL SITE	KERUSH'S TRANSPORT	The project is behind schedule 400m of berm is still outstanding the contract has been extended for two weeks due to claims for rain days. It was agreed that if the contractor does not finish in two weeks penalties will start to apply an urgent follow up meeting has been scheduled in order to monitor progress on site.
SCM 17 OF 13/14	GRIMTHORPE AVENUE RIVER BRIDGE OVER MSUNDUZI RIVER	MAKHAOTSE NARASIMULU AND ASSOCIATES (PTY) LTD	The project is on-going and it is in the design phase
SCM 21 OF 13/14	REHABILITATION OF KWANYAMAZANE MAIN ROAD	INKONKA CIVILS CC	The progress on site is commended all according to plan and specification and according to work schedule.
SCM 27 OF 13/14	LEASING OF DESKTOP AND LAPTOP COMPUTERS	EKHWESI BUSINESS SOLUTIONS (PTY) LTD	This is a leasing of computers and Laptop contract, there are no problems noted other that the exchange rate escalations. The delivery of computers was according to agreed terms and conditions of the contract. ICT is happy with the service.
SCM 72 OF 12/13	UPGRADING OF ESIGODINI ROADS (HLUBI, SHEZI AND NTSHINGILA ROADS IN WARD 12, ESIGODINI EDENDALE.	SINOTHANDO CONSTRUCTION CC	The project is going well and the contractor was busy with the processing of G5 and storm water pipes. The quality of work is satisfactory and according to project specifications.

CITY OF CHOICE
PIETERMARITZBURG
MSUNDUZI

Table 177 - MSUNDUZI MUNICIPALITY SUPPLY CHAIN MANAGEMENT UNIT - SERVICE PROVIDERS MONTHLY MONITORING OF PERFORMANCE REPORTS 1 JULY 2013 – 30 JUNE 2014			
No.	**DESCRIPTION**	**CONTRACT 'S NAME**	**STATUS**
PSC35 OF 07/08	PROFFESSIONAL SERVICES CONTRACT BETWEEN MSUNDUZI MUNICIPALITY AND GDB ENGINEERS CC	GDB Engineers CC	An extension of the contract was signed in 2010 for a period of 12 months till 24/02/2011. According to Mr M Khumalo, GDB Engineers did not embark on the projects in 2010 due to environmental issues and no other resolutions were taken to extend the contract there after. The engineer was appointed as a structural engineer for the design of foundations, new roof structure, construction of community halls and to do all Geo-Tech investigations and surveying. One of the community halls stipulated in the contract is situated at the Caluza Road Sports Field, which the construction was awarded to Mabusi Construction under SCM 10 of 12/13. GDB Engineers did the management of the construction of the field and an order to the sum of R197, 466.83 was generated on the 28th of May 2013 (requested by PMU: S Chetty) towards the engineer with the description: Caluza "Dual Purpose" Sports Facility Prof. Services. In the extension document the management of the construction will be charged at 3% of the contract sum, but Caluza Road Sports Field Hall was not one of the halls given provision to be managed during the construction phase. The engineer made recommendations for the cancellation of Mabusi Construction and was due to send the letter of cancellation on the 16th of April 2014, but his performance cannot be measured as there is no effective contract in place neither were the any provisions stipulated in the expired contract.
MAY 2014 - REPORT			
SCM 4 OF 12/13	ASHDOWN WARD 23 MIDBLOCK SANITATION RELOCATION	KULU CIVILS AND PROJECT MANAGERS	Pipes have been tested, approved but not commissioned. Still needs to connect new lines to the existing lines. Sewer is almost done, only 300m left to be tested. The quality of works remains satisfactory thus far and as per specifications.
SCM 6 OF 12/13	ELIMINATION OF CONSERVANCY TANKS WARD 21	INKUNZI CIVILS/ KAYDYN JV	The Project is completed and currently addressing the snags. The work is satisfactory and as per specifications. The file will be closed soon currently waiting for the completion certificate from the Project Manager..
SCM 10 OF 12/13	CONST.OF CALUZA SPORTS HALL AND ASSOCIATED WORKS	MABUSI CONTRACTOR	The contract has been cancelled. The blacklisting of the contractor will take place as soon as the litigation process is finalized as per Treasury circular 43.
SCM 15 OF 12/13	SLANGSPRUIT EASTERN OUTFALL SEWER	SHULA CONSTRUCTION	The Contractor has completed all the pipe laying and they are busy with the Manholes. The contract is nearly completed. The work is good quality.
SCM 47 OF 12/13	UPGRADE OF DISTRICT ROAD D1128 VULINDLELA	BARLEDA CONSTRUCTION	Progress on site is extremely poor even though the council is assisting the Contractor in buying all the material that is required in order to complete this project. The monitoring office feesl that there is a lack of commitment from the directors of this company since they do not attend project monthly site progress meetings. This has been brought to their attention on a number of occasions. In terms of Construction progress on site, the contractor is currently busy with the construction of bus bases , Sub base on G-5 and
			V-drains. The contractors work is of good quality and as per specifications but the performance is extremely poor. The inconsistency performance will be taken into consideration for future contracts award.
SCM 48 OF 12/13	UPGRADE OF DISTRICT ROAD D2069	BARLEDA CONSTRUCTION	The project is behind schedule according to the programme of works of this project. Only 200m of G5 has been processed thus far. The contractor is busy with the Kerbing and channeling of water. The progress is being monitored on a weekly basis by Both Engineer and SCM. The commitment of the Contractor is extremely poor.
SCM 50 OF 12/13	PROVISION OF ADHOC ENGEERING SERVICES	VARIOUS COMPANIES	The project is going well though some of the Service Providers are not adhering to their responsibilities. SCM is currently making arrangements to meet those companies to discuss their shortfalls and come-up with the solutions.

CITY OF CHOICE
PIETERMARITZBURG
MSUNDUZI

Table 177 - MSUNDUZI MUNICIPALITY SUPPLY CHAIN MANAGEMENT UNIT - SERVICE PROVIDERS MONTHLY MONITORING OF PERFORMANCE REPORTS 1 JULY 2013 – 30 JUNE 2014			
No.	DESCRIPTION	CONTRACT 'S NAME	STATUS
SCM 51 OF 12/13	PROVISION OF AD-HOC ARCHITECTURAL SERVICES	VARIOUS COMPANIES	An architect was requested by ISF's, Mr. Cowie for the Galloway House project. It was established that the first preferred Architect CNN Architect has been contacted previously by ISF Unit without Supply Chain Management's knowledge and the few times the Service Provider was called in and the project never materialized. CNN Architect claim to have received calls after embarking on the projects informing them that they did not get the job and yet they are the first preferred Architect on the panel. This time around they refused to come up to Pietermaritzburg without confirmation that they will get this particular job. The second preferred Architect LTE asked to pass this job has they are over undated with other jobs and no Architect was appointed to embark on the project. The engagement with the service providers without Supply Chains knowledge messes up the register being recorded to reveal the rotation of the Service Providers within a contract.
SCM 52 OF 12/13	PROVISION OF ADHOC QUANTITY SURVEYING SERVICES	VARIOUS COMPANIES	Gestion is still being utilized for Quantity Surveying Jobs. Mr Muzi Khumalo requested a Quantity Surveyor for the construction of Community Hall in ward 18 and LTE was the next Quantity Surveyor under the rotational basis. Mr Bukelani Mbhele of ISF also requested a Quantity Surveyor and NCM Quantity Surveyor were forwarded to him. According to Supply Chain Management register all Quantity Surveyors in their panel are being utilized.
SCM 64 OF 12/13	INSTALLATION OF WATERBORNE SANITATION IN WARD 10, EDENDALE	ACTUS INTERGRATED MANAGEMENT (PTY) LTD	The work is at halt due to Community disputes. The political office and Area Based Management are busy trying to resolve the issues.
SCM 65 OF 12/13	INSTALLATION OF WATERBORNE SANITATION IN WARD 16, EDENDALE	NATAL RICHARDSBAY HIRE CC T,A NRB CONSTRUCTION AND HIRE	The project has commenced and actual works starts on Tuesday, 17 June 2014. Site has been established.
SCM 72 OF 12/13	UPGRADING OF ESIGODINI ROADS (HLUBI, SHEZI AND NTSHINGILA ROADS IN WARD 12, ESIGODINI EDENDALE.	SINOTHANDO CONSTRUCTION CC	V-drains are completed. Stockpile next to storm water pipes is tested and approved. New fencing is to be installed at Shezi Road. The sign board has been erected (pictures attached). The company has produced quality work thus far and the work is satisfactory and as per specifications.
SCM 75 OF 12/13	UPGRADING OF CISCO HARDWARE INFRASTRUCTURE ON A LEASE BASIS	IRG INNOVATIVE TECHNOLOGIES (PTY) LTD	The project is 90% Complete. To be finalized on the 2 June 2014 as per project plan. The work is commendable and the company is meeting the required specifications and the level of professionalism and commitment has been noted.
SCM 13 OF 13/14	UPGRADING OF THE NEW ENGLAND ROAD LANDFILL SITE	KERUSH'S TRANSPORT	The project is completed satisfactory and the completion date of 06 June 2014 has been achieved. Minor snags have been listed to be attended to by 20th of June 2014. Performance of the contractor improved towards the latter stage of the contract. Standard of work is satisfactory. Waiting for completion certificate from the Project Manager by the end of June 2014.
SCM 17 OF 13/14	GRIMTHORPE AVENUE RIVER BRIDGE OVER MSUNDUZI RIVER	MAKHAOTSE NARASIMULU AND ASSOCIATES (PTY) LTD	The project is on-going and it is in the design phase
SCM 21 OF 13/14	REHABILITATION OF KWANYAMAZANE MAIN ROAD	INKONKA CIVILS CC	The progress on site is commended and all according to programme schedule and specification.
SCM 27 OF 13/14	LEASING OF DESKTOP AND LAPTOP COMPUTERS	EKHWESI BUSINESS SOLUTIONS (PTY) LTD	This is a leasing of computers and Laptop contract, there are no problems noted other that the exchange rate escalations. The delivery of computers was according to agreed terms and conditions of the contract. The contract is on-going successfully.

CITY OF CHOICE
PIETERMARITZBURG
MSUNDUZI

Table 177 - MSUNDUZI MUNICIPALITY SUPPLY CHAIN MANAGEMENT UNIT - SERVICE PROVIDERS MONTHLY MONITORING OF PERFORMANCE REPORTS 1 JULY 2013 – 30 JUNE 2014			
No.	**DESCRIPTION**	**CONTRACT 'S NAME**	**STATUS**
SCM 46 OF 13/14	PROVISION OF BUS SERVICE FOR THE MAYORAL SPECIAL PROGRAMMES AND PROJECTS	SOOBHUG'S BUS SERVICE CC	The meeting held with the Service provider due to the queries received from the Business Unit. items discussed were as follows: • Challenges from the Council and the Service Provider. • Mileage and Shortage of Buses • Late payments RESOLUTIONS: • On departure and arrival times- photos of the Odometers will be taken from the buses to avoid irregular claims and the Monitoring office will assist as long as they are informed. • The Service provider agreed to the stated terms. • Council should ensure that they plan properly and advised the Service provider at least 3 days prior to the event. • With regards to the bus drivers, the Service provider advised that when they drop people they close the speedometer therefore leaving the site does not accumulate and affect the kilometers and also when they comeback they reopen the speedometer. • It was also advised that should the Business Unit encounter any problems with the Service Provider, SCM should be informed in writing in order to assist both parties.
SCM 56 OF 13/14	CIVIL ENGINEERING SERVICES FOR UPGRADING OF LANDFILL SITE	ENVITECH SOLUTIONS (PTY) LTD	The project has commenced and the project is in the design phase.
SCM 61 OF 13/14	REALIGNMENT AND WIDENING OF THWALA ROAD	TSIMA AND MASIQHAME JV	Official site handover held on 06 June 2014 at GEDI offices which then was moved to ABM offices due to Politian's complaint that GEDI offices belonged to ward 19 not 22 where Thwala road is. The safety of the meeting was compromised due to manner in which the attendees were addressed. All the required information was outlined and all parties concerned were satisfied. The site is still to be identified and established. The contract period is 40 weeks.
JUNE 2014 - REPORT			
SCM 20 OF 11/12	COPESVILLE WATER SCHEME: WARD29: CONSTRUCTION OF A20ML RESERVIOR, PORTABLE WATER PUMP STATION AND ASSOCIATED PIPEWORK	AFROSTRUCTURES	The Project was completed in January 2014 but The Business unit has not yet furnished the Monitoring Office with the Completion report or Certificate.
SCM 32 OF 11/12	SUPPLY AND INSTALLATION OF A VEHICLE MONITORING, TRACKING AND VEHICLE MANAGEMENT SYSTEM	ECW VEHICLE COMMUNICATION (PTY) LTD	According to the Project Manager the project is going well and according to the specification. The service is satisfactory.
SCM 1 OF 12/13	CONST.OF NEW WATER MAINS ERETICULATION PHASE 3	PK VALVES cc	The Project was completed in January 2014 but The Business unit has not yet furnished the Monitoring Office with the Completion report or Certificate.
SCM 4 OF 12/13	ASHDOWN WARD 23 MIDBLOCK SANITATION RELOCATION	KULU CIVILS AND PROJECT MANAGERS	The contractor is busy with water house connection and sewer house connection. The contractor is failing to provide the workers with proper protective clothing and with necessary training as it was clearly stipulated in the contract. The work is behind schedule due to lack of resources, community refusing or not allowing the contractor to connect the new sewer line due to labour issues.

CITY OF CHOICE
PIETERMARITZBURG
MSUNDUZI

Table 177 - MSUNDUZI MUNICIPALITY SUPPLY CHAIN MANAGEMENT UNIT - SERVICE PROVIDERS MONTHLY MONITORING OF PERFORMANCE REPORTS 1 JULY 2013 – 30 JUNE 2014			
No.	**DESCRIPTION**	**CONTRACT 'S NAME**	**STATUS**
SCM 6 OF 12/13	ELIMINATION OF CONSERVANCY TANKS WARD 21	INKUNZI CIVILS/ KAYDYN JV	The Project has been completed but not on the stipulated time frame that is in the contract, the high quality of work was satisfactory according to the Project manager for the water and sanitation section however Labour intensive construction methods were used by the contractor in processes such as excavations, trenching, pipe laying, and brick laying However, no formal training was provided to the workers on this contract.
SCM 10 OF 12/13	CONST. OF CALUZA SPORTS HALL AND ASSOCIATED WORKS	MABUSI CONTRACTOR	The contract has been cancelled. The blacklisting of the contractor will take place as soon as the litigation process is finalized as per Treasury circular 43. New bid document was advertised and the tender briefing was held on 08 July 2014 with a closing date of 15 July 2014.
SCM 15 OF 12/13	SLANGSPRUIT EASTERN OUTFALL SEWER	SHULA CONSTRUCTION	The Contractor has completed all the pipe laying and currently busy with the Manholes by the sewer outfall bridge. The contract is nearly completed. The work is high good quality. The project is behind schedule. (See attached pictures)
SCM 26 OF 12/13	RAPID PUBLIC TRANSPORT NETWORK	SIYAZI TRANSPORTATION SERVICES DEVELOPMENT (PTY)LTD	According to the Manager Transportation Department the consultant is still doing a good job in assisting the council with the provision of IRPTN technical support to the Taxi Industry within Msunduzi Municipality.
SCM 28 OF 12/13	UPGRADING OF MBUCWANA ROAD	EKENE INVESTMENTS CC	The Project was completed in 2013, the high standard of work was satisfactory , however the Monitoring Office is still waiting for the completion report from the Roads Department
SCM 31 OF 12/13	CONST.OF +/- 1,2 KM OF WILLOWFOUNTAIN ROAD TO BULWER ROAD	AMABOMBO CONSTRUCTION	The Project was completed in 2013 the high standard of the was satisfactory , however the Monitoring Office is still waiting for the completion report from the Roads Department
SCM 47 OF 12/13	UPGRADE OF DISTRICT ROAD D1128	BARLEDA CONSTRUCTION	The Project is close to completion. But the Contractor has failed to complete the work within the specified time period of six months as stated in the contract. Additional time of five months was given to the contractor on account of delays experienced due to cash flow difficulties and rain delays. However the high standard of works is still satisfactory. The progress is being monitored on a weekly basis by Both Engineer and SCM. The commitment of the Contractor is satisfactory.
SCM 48 OF 12/13	UPGRADE OF DISTRICT ROAD D2069	BARLEDA CONSTRUCTION	The contractor has finished the sub-base and busy with the construction of kerbs and channels. Only 390m of 1800m of base has been tested and processed thus far. However the project is still behind schedule according to the programme of works extension of time was given to the contractor yet they are still failing to complete the project on the new revised completion date which was the 30th of June 2014. The progress is being monitored on a weekly basis by Both Engineer and SCM. The commitment of the Contractor is extremely poor.

CITY OF CHOICE
PIETERMARITZBURG
MSUNDUZI

Table 177 - MSUNDUZI MUNICIPALITY SUPPLY CHAIN MANAGEMENT UNIT - SERVICE PROVIDERS MONTHLY MONITORING OF PERFORMANCE REPORTS 1 JULY 2013 – 30 JUNE 2014

No.	DESCRIPTION	CONTRACT 'S NAME	STATUS
SCM 50 OF 12/13	PROVISION OF AD-HOC ENGINEERING SERVICES	MADAN AND SINGH AND ASSOCIATE	On the 12 of June 2014 roads department appointed these engineers to design the following roads:
		TLS ENGINEERS AND PROJECT MANAGERS	MSA Upgrading of Roads Edendale - Route 7B
		GESTION ENGINEERS	MSA MIG - UPGRADING OF GRAVEL ROADS -
		HENWOOD AND NXUMALO	EDENDALE - MACHIBISA / DAMBUZA RDS
			MSA MIG - UPGRADING OF GRAVEL ROADS – EDENDALE - DAMBUZA MAIN ROAD Major SWD Upgrade
			MSA CNL - Upgrade SWD system in the CBD Roads - Chapel Street floods, etc
			MSA MIG - UPGRADE OF BRIDGES - Pedestrian Bridge Over River - Smero/Esigodini (EIA & Design)
			Hanewood MIG - UPGRADING OF ROADS IN PEACE VALLEY - (Plan & Design in 2014/15) - 10km
			Hanewood MIG - UPGRADING OF GRAVEL ROADS - GREATER EDENDALE – HAREWOOD AREA
			Hanewood CNL - LESTER BROWN LINK ROAD
			Hanewood Upgrade SWD system in the Imbali Roads - Lower Sinkwazi Rd flooding
			Hanewood MIG - WOODHOUSE PEDESTRIAN BRIDGE
			Gestion Upgrading of Roads in Vulindlela Ward 1
			Gestion Upgrading of Roads in Vulindlela Ward 3
			Gestion Upgrading of Roads in Vulindlela Ward 4
			Gestion Upgrading of Roads in Vulindlela Ward 5
			Gestion CNL - UPGRADING OF ROADS IN ASHBURTON - Design
			TLS Upgrading of Roads in Vulindlela Ward 6
			TLS Upgrading of Roads in Vulindlela Ward 7
			TLS Upgrading of Roads in Vulindlela Ward 8
			TLS Upgrading of Roads in Vulindlela Ward 9
SCM 52 OF 12/13	PROVISION OF AD-HOC ARCHITECTURAL SERVICES	VARIOUS COMPANIES	Madam Singh and Associates: the Architectural Consultant has been appointed, had a meeting at Moses Mabhida on 11 June 2014 with the employer. The consultant is busy with the design and needs to appoint Quantity Surveyor and Structural Engineer to work with.
			Architechno CC: assigned to quantify office space at Galley House and submit a report.
SCM 64 OF 12/13	INSTALLATION OF WATERBORNE SANITATION IN WARD 10, EDENDALE	ACTUS INTERGRATED MANAGEMENT (PTY) LTD	The work commenced following a community stoppage for 18 days and the project is 3 weeks behind schedule but the contractor is putting more effort to fast tract the project. All the pipes and rings have been purchased and are onsite. Source for bedding material is the Ashburton quarry and it has been tested and approved. Land survey started on Friday 20 June 2014, they are busy with some of boundary perks where required. Accumulative length of sewer pipe installed is 140m to date and is backfilled and tested. The site camp is 100% established. Revised programme has been submitted. The work is of high good quality thus far.
SCM 65 OF 12/13	INSTALLATION OF WATERBORNE SANITATION IN WARD 16, EDENDALE	NATAL RICHARDSBAY HIRE CC T,A NRB CONSTRUCTION AND HIRE	The project has commenced and actual works started on Thursday, 03 July 2014 and the meeting held on 02 July 2014 with the Service provider to discuss delays on the project. Site has been established and is 100% completed. The sign board has been erected. (see attached picture) Only 200m excavated and the pipes are laid but not tested and commissioned yet. The work is satisfactory

CITY OF CHOICE
PIETERMARITZBURG
MSUNDUZI

Table 177 - MSUNDUZI MUNICIPALITY SUPPLY CHAIN MANAGEMENT UNIT - SERVICE PROVIDERS MONTHLY MONITORING OF PERFORMANCE REPORTS 1 JULY 2013 – 30 JUNE 2014			
No.	DESCRIPTION	CONTRACT 'S NAME	STATUS
SCM 72 OF 12/13	UPGRADING OF ESIGODINI ROADS (HLUBI, SHEZI,NTSHINGILA ROADS) IN WARD 12, ESIGODINI EDENDALE	SINOTHANDO CONSTRUCTION CC	The Contractor has accelerated progress regardless of the delays that they incurred due to Illegal water connection. The contractor is busy with the sub-base, storm water kerbing and Channeling of water. The work is satisfactory.
SCM 75 OF 12/13	UPGRADING OF CISCO HARDWARE INFRASTRUCTURE ON A LEASE BASIS	IRG INNOVATIVE TECHNOLOGIES (PTY) LTD	The project is 100% Complete. Awaiting close-up certificate from the Project Manager. The service provider is recommended due to the good work rendered to the Council.
SCM 13 OF 13/14	UPGRADING OF THE NEW ENGLAND ROAD LANDFILL SITE	KERUSH'S TRANSPORT	Awaiting for completion certificate from the Project Manager by the end of June 2014. Both Consultant and the Contractor are recommended for the good work they produced onsite. The work was of high good quality.
SCM 17 OF 13/14	GRIMTHORPE AVENUE RIVER BRIDGE OVER MSUNDUZI RIVER	MAKHAOTSE NARASIMULU AND ASSOCIATES (PTY) LTD	The project is on-going and it is in the design phase
SCM 21 OF 13/14	REHABILITATION OF KWANYAMAZANE MAIN ROAD	INKONKA CIVILS CC	Monthly site meeting held on 13 June 2014 where few items that are in shortfall were identified and advised the contractor to make provision for the said items e.g. there is no electricity, water and no day security to-date. The site is vacant when the site agent is not around.(see attached pictures). The site establishment is of poor high standard . The contractor is about to lay G5. The work is satisfactory.
SCM 25 OF 13/14	PROVISION OF DEBRIS NET INCLUDING REMEDIAL WORK TO BRICKWORK AT PROFESSOR NYEMBEZI BUILDING	QULOTEC TRADING CC	The Project is completed and currently addressing the snags. The work is satisfactory and as per specifications. The file will be closed soon, currently waiting for the completion certificate from the Project Manager.
SCM 27 OF 13/14	LEASING OF DESKTOP AND LAPTOP COMPUTERS	EKHWESI BUSINESS SOLUTIONS (PTY) LTD	The contract is on-going successfully according to the stipulated programme.
SCM 34 OF 13/14	RESTORATION OF PUBLICITY HOUSE BUILDING	GONAL CONSTRUCTION	The project is taking a good shape in terms of progress on site and expenditure. There were challenges on site since Publicity House is a heritage structure and needed to be treated as such by involving a building surveyor to make sure that we retain the existing structure but refurbish it and advise the team on site accordingly and the project sometimes requires Specialized equipment which takes time to acquire which courses delays on the project. The practical completion date was on 17 June 2014 and the contractor requested the extension of time due to reasons stated above and the extension of time was granted up to 13 August 2014 which span the contract period to 5 Months from 3 Months.
SCM 46 OF 13/14	PROVISION OF BUS SERVICE FOR THE MAYORAL SPECIAL PROGRAMMES AND PROJECTS	SOOBHUG'S BUS SERVICE CC	Follow-up was done on outstanding issues they were resolved and the service provider's invoices from the Mayor's office have been forwarded to Creditors for processing. The SCM office is still waiting for their programme in order to assist where necessary.
SCM 55 OF 13/14	SUPPLY, ERECT ADVERTISING STRUCTURES AT MUNICIPAL MARKET	QULOTEC TRADING CC	The project commenced. Site handover to contractor was on 07 July 2014 and the end date is 07 October 2014.
SCM 56 OF 13/14	CIVIL ENGINEERING SERVICES FOR UPGRADING OF LANDFILL SITE	ENVITECH SOLUTIONS (PTY) LTD	The project has commenced and the project is in the design phase.
SCM 61 OF 13/14	REALIGNMENT AND WIDENING OF THWALA ROAD	TSIMA AND MASIQHAME JV	Site has been established and the sign board has been erected. The contractor is busy excavating next to Mbalenhle clinic. The project is on-going successfully and the work is satisfactory though there in not much done still at the beginning stages.

CITY OF CHOICE
PIETERMARITZBURG
MSUNDUZI

Table 177 - MSUNDUZI MUNICIPALITY SUPPLY CHAIN MANAGEMENT UNIT - SERVICE PROVIDERS MONTHLY MONITORING OF PERFORMANCE REPORTS 1 JULY 2013 – 30 JUNE 2014			
No.	**DESCRIPTION**	**CONTRACT 'S NAME**	**STATUS**
SCM 27 OF 12/13	PROVISION OF BANKING SERVICES	FIRST NATIONAL BANK	The contract's SLA was sent to Legal Services last year for review, no correspondence has been received with regards to the validity of the SLA. Another follow up with the Finance Business Unit is still to be conducted, the original documents were sent to legal and no reference can be made on whether all matters stated are adhered to.
SCM 52 OF 13/14	PROVISION OF ADHOC QUANTITY SURVEYING SERVICES	NCM QUANTITY SURVEYORS	All Quantity Surveyors have been appointed to conduct projects with a few business units, feedback on progress and performances have been requested.
SCM 55 OF 13/14	CONSTRUCTION OF ATHLETIC TRACK STADIUM PHASE 2	CONTRACTOR: BRIGHT HOMES CONTRACTION (PTY) LTD	With previous complaints from the Contractor on the consultant's rep not being present onsite, a physical altercation occurred on the 9th of July 2014 between the contractor and consultant, it seems the consultant is experiencing difficulties with his offices being in Cape Town has not been present onsite on this particular project. Mr. Mziwandile offered to communicate with both parties to remind them of their contractual obligations and create a friendly environment for them to work together. The consultant's professional team also mentioned how difficult it has been to communicate with the consultant. Funds were utilized on procuring material to run the project and concerns have apparently risen on the amount spent without any physical progress to show for it. All stakeholders present at the meeting either stated that they were impressed with the rate the progress has occurred onsite or had nothing to say.
SCM 2 OF 13/14	ENVIRONMENTAL PRACTICE NQF LEVEL 5	JOBFRIK CONSULTING	According to the project manager the training went well.
SCM14 OF 13/14	ADVANCED DRIVER TRAINING	TRADEFIRST 2035CC	According to the Project manager the training was up to standard. The performance was satisfactory.
SCM 15 OF 13/14	PEACE OFFICER TRAINING	MOLAO ACADEMY CC	The Project went accordingly and the Project manager was satisfied with the high performance standards of the service provider.

Table 178 - EMPLOYEE: SUPPLY CHAIN MANAGEMENT					
Job Level	**2012/2013**	**2013/2014**			
	Employees No.	**Posts No.**	**Employees No.**	**Vacancies (fulltime equivalents No.**	**Vacancies (as a % of total posts) %**
A1 - A4	18	36	17	19	53%
B1 - B4	11	31	16	15	48%
C1 - CU	9	30	15	15	50%
D1 - DU	2	3	1	2	67%
E1 - E2	1	1	1	0	0%
F1 - F2	0	0	0	0	0%
Total	41	101	50	51	51%

Table 179 - FINANCIAL PERFORMANCE 2013/2014: SUPPLY CHAIN MANAGEMENT					R'000
Details	**2012/2013**	**2013/2014**			
	Actual	**Original Budget**	**Adjustment Budget**	**Actual**	**Variances to Budget%**
Total Operational Revenue (excl. tarrifs)	339	250	250	462	84.80%
Expenditure:					
Employees	11 790	12 346	14 937	16 743	12.09%
Repairs and Maintenance	8	47	42	33	-21.43%
Other	24 185	25 804	33 661	32 775	-2.63%
Total Operational Expenditure	35 983	38 197	48 640	49 551	1.87%
Net operational (Service) Expenditure	35 644	37 947	48 390	49 089	1.44%

CITY OF CHOICE
PIETERMARITZBURG
MSUNDUZI

Table 180 - CAPITAL EXPENDITURE: SUPPLY CHAIN MANAGEMENT					R'000
Details	2013/2014				
	Budget	Adjustment Budget	Actual Expenditure	Variances from original Budget %	Total Project Value
Total All	125	125	114	-8.80%	
Plant and Equipment	75	75	74	-1.33%	74
Furniture	50	50	40	-20.00%	40

COMMENT ON THE PERFORMANCE OF SUPPLY CHAIN MANAGEMENT OVERALL:

Performance of logistics has drastically improved from over the years, the employment of staff contributed positively in the operational and management of activities at general stores, this was evidently demonstrated during the annual stock take that was conducted in June 2014. External stakeholders Auditor General and internal stakeholders took part in the assessing of stock variances.

Part of logistics management is to establish and implement appropriate standards of internal control and warehouse management to ensure that goods placed in stores are secure and only used for the purpose for which they were purchased; regular checking of stock; and monitoring and review of the supply vendor performance to ensure compliance with specifications and contract conditions for particular goods or services.

The purpose of conducting a stock count is to verify and ascertain and benchmark the stock records as reflected by the computer system and that of the physical stock on hand.

Any discrepancies or differences on stock are then adjusted on computer system either as losses or surpluses.

Further to that the investigation is then conducted and necessary remedies made.

The inventory note is disclosed on the financial statement of the municipality.
The stock count for the financial year 2013/2014 proceeded smoothly with every member of the team demonstrating their efforts and energy in achieving a well-run physical count of stock. The purpose of conducting a stock count is to verify and ascertain and benchmark the stock records as reflected by the computer system and that of the physical stock on hand. Any discrepancies or differences on stock are then adjusted on computer system either as losses or surpluses. Further to that the investigation is then conducted and necessary remedies made.

It to be noted that in the financial year ending 13/14 Central Stores had to adjust stock take sheets by debiting the items on store's requisitions that were not captured by Stores as a result of insufficient funds on the Departments respective votes. All those requisitions will then be debited once funds become available in the year 14/15 financial year.

The Central Stores adjustments net write-up of stock of - **R1 269 833.69**

Obsolete cable for year 2013/2014 amounted to net write-down of **R417 936.35**. There has been no movement in the stock levels of items.

Obsolete stock of **R21 665.22** has been calculated at the date of stock count provision will have to be processed into the ProMIS system as part of the year end process.

Typically obsolete inventory is stock not used although departments have requested central stores to carry the item. If the departments have not used these supplies in a year or more and cannot justify the reason for this, Central Stores will have to auction the items as surplus. Stores will endeavour to liaise with departments when they are changes in inventory needs to minimize obsolete inventory and work with departments to identify an effective procedure for this process.

Where deficits were as a result of erroneously not being counted; those items as listed above be brought forward as a surplus in the financial year end 2014-2015 as indicated in paragraph 5.5.1 to 5.5.5 totalling to **R1 031 442.80**.

8.7 INTERNAL AUDIT

INTRODUCTION TO INTERNAL AUDIT

Internal Audit is an independent, objective, assurance and consulting activity designed to add value and improve the municipality's operations. The unit assists the municipality in accomplishing its objectives through a systematic, disciplined approach to evaluate and improving the effectiveness of risk management, system of the internal control and governance processes. By its nature, Internal Audit Unit is a governance structure which facilitates improvement on service delivery vehicle by reviewing the design and effectiveness of the system of internal controls around the core mandate and support functions of the municipality. Its role is critical in promoting and enhancing control environment through auditing and recommending solutions to management.

The unit was composed of the Executive Manager: Internal Audit and two (2) Internal Auditors in 2012/13 and has grown in 2013/14 with the appointment of the Manager: Internal Audit (Assurance), two (2) Internal Auditors and two (2) Interns. Our capacity is limited and to achieve our audit coverage we have a co-sourced arrangement with four firms.

The internal audit institutional framework has been solidified by having a fully-fledged Audit Committee with a diverse set off skills and competencies, namely Chartered Accountants with vast experience in both corporate and public sectors, including water industry and municipal environment, an Economist with vast experience in the Public Sector Budgeting and Strategy, an Information Technology Specialist with vast experience in the Municipal, Public and Private Sector environments and a recent appointment of an Advocate to assist in areas dealing with labour and legal issues. The unit has implementation the Combined Assurance approach in ensuring effective oversight role by the Audit Committee because its composition of mixed expertise. The Combined Assurance has been taken a step further in the relevant structures of the municipal councils, i.e. Operational Management Committee, Strategic Management Committee, Respective Portfolio Committees', Audit Committee and the Executive Committee.

The King III report on Cooperative Governance accepts the need for the Audit Committee in the pursuit of good governance. It aligns the function of internal and external audit directly with the oversight by the Audit Committee. There are other oversight committees of Council who are role-players in the assurance space to advocate for the combined assurance model. The Audit Committee is located to financial reporting, risk management, governance, performance information and system of internal control space which the universal organization space.

A stronger mechanism between the Audit Committee and the various Council Oversight Committee structures which are responsible to ensure effective governance. If, for instance, an audit was undertaken on the quality of infrastructure provision and maintenance. The results of the audit is communicated to the Infrastructure Services Committee to enable it to play its oversight role. This makes the Portfolio Committee to play an oversight role on the system of internal control, risk management and governance in their respective Portfolios and enable them to monitor implementation of corrective measures rather than to rely on the reports by management which sometime select only to report positive rather than negative feedback.

A positive change has been realized through internal audit effort by changing the approach of auditing. The planning for the year under review included focus on risks within the municipality, compliance with regularity framework, performance information and core mandate of the municipality. Focus has been placed on municipal entities as they were previously neglected and this has indicated that minimal oversight has been played by the responsible municipal officials and Council in ensuring that they adhere to the relevant legislation, policies and procedures and deliver on the mandate they were established for.
Positive working relationships have been fostered by the unit, thus in turn gaining trust of the business process owners and understanding that we are all working towards the broader vision and mission of the municipality, this is evidence by the reduction of the backlog of consumer refunds and improvement in the system of internal control.

Severe deficiency in the system of internal control within the Municipal Market in the recent years, the unit realized that things were not turning around and continue auditing was not a solution and assumed a consulting & advisory role as permissible by the Institute of Internal Auditors as well the Internal Audit Charter of Msunduzi. This has resulted to a significant improvement on system of internal control.

Using a joint recommendation approach has been adopted between Internal Audit Unit and management, where management they are taking full charge of findings and recommendations in order to derive the agreed action plan which reduces the risk exposure. Supply Chain Management is an area that has high risk exposure due to nature of its business, however, the relationship between its Head and Internal Audit Unit has made it low risk exposure.

Audit Committee has been very vigorous in its oversight role and the Deputy Municipal Managers had to report on the progress in implementing internal audit recommendations and agreed action plan and this was aimed at improving performance and effectiveness of the system of internal control, risk management and governance.

SERVICE STATISTICS FOR INTERNAL AUDIT

The Internal Audit unit has made significant progress in the completion of our annual audit plan in relation to the slow start of 2011/12. During 2011/12 the unit completed 49% of its annual audit program and facilitated the process of compiling the municipality's risk register. The focus in 2012/13 was to widen the scope of the audits undertaken and of the 38(79%) planned audits only 30 was performed and the 8(21%) was moved to 2013/14 financial year. The unit also had to perform 6 audits that were not accomplished in 2011/12 financial year. In addition the unit executed 14 adhoc audits that were requested by management. Thus meaning the true reflected of the audits performed during the 2012/13 financial year was 50(132%) of the 38 planned.

In 2013/14 forty six (46) internal audit assignments were planned & forty four (44) completed which is 95% performance. Twenty four (24) Trade Payables audits planned & twenty three (23) completed as in one month only one run of payment was done and therefore resulting to 95% performance. We had planned twelve (12) Consumer Refunds audits & completed sixteen (16) which is 133%. We also received thirteen (13) requests for adhoc audit assignments from management which were not planned and were completed over & above planned. Thus meaning the true reflection of the audit assignments performed in 2013/14 financial year was ninety six (96) (117%) of the eighty two (82) planned.

Table 181 - INTERNAL AUDIT POLICY OBJECTIVES TAKEN FROM IDP						
Service Objectives	Outline Service Targets	2012/2013		2013/2014		2014/2015
Service indicators (i)		Target	Actual	Target	Actual	Target
To ensure effective reporting on Systems of Internal Control, Governance & Risk Management to the Accounting Officer, Management, Executive, Audit Committee & Council	Effective planning for the assurance function by 30 June 2014	Annual Audit Plan approved by the Audit Committee by 31 August 2012	Annual Plan Submitted & approved by the Audit Committee on 7 August 2012.	Three Year Rolling Audit Plan & Annual Plan developed and submitted to the Audit Committee for approval by 30th of June 2014	Three Year Rolling Audit Plan & Annual Plan developed and submitted to the Audit Committee & approved on 24 June 2014	N/A
	Effective rollout of the annual plan by 30 June 2014	Internal Audit assignments done as per Annual Audit Plan	Annual Audit Plan accomplished & in additional 14 adhoc audits as well as 6 audit from the previous plan were performed during the year	Internal audit assignments completed within the timeframes as contained in the approved internal audit plan (82 audit assignments planned)	46 audits planned for the 2013/14 & 44 completed. 24 planned & 23 completed. 12 Consumer Refunds planned & 16. 13 unplanned audits completed over & above planned (96(117%) audit assignments completed)	N/A
To ensure effective Anti-Fraud & Corruption Strategies are rolled out within the municipality	Effective Anti-Fraud & Corruption Strategies and Management of Forensic Investigations	Revised Anti-Fraud & Corruption Strategy submitted to SMC by 31 January 2013	Revised Anti-Fraud & Corruption Strategy submitted to SMC on 15 January 2014 per report dated 03/01/2013	Anti-fraud & corruption roll-out campaign completed by 30 June 2014	Presentation done at the OMC & being rolled out Management meeting of the Business Units. All material & plan of the unit were completed in MAY 2014 but due to election commitments of the leadership the launch could not be done.	N/A
To ensure trained & developed Internal Audit Unit that is effective and efficient.	Effective Internal Audit function	N/A	N/A	Training plan developed for the IA Unit for 2014/15 by the 31st of May 2014	Training plan developed for the IA Unit for 2014/15 by the 31st of May 2015	N/A
To ensure trained & developed Internal Audit Unit that is effective and efficient.	Effective Internal Audit function	N/A	N/A	Training for the IA Unit implemented as per the approved plan by the 30th of June 2014	Training for the IA Unit implemented as per the approved plan by the 30th of June 2015	N/A

CITY OF CHOICE
PIETERMARITZBURG
MSUNDUZI

Table 181 - INTERNAL AUDIT POLICY OBJECTIVES TAKEN FROM IDP						
Service Objectives	Outline Service Targets	2012/2013		2013/2014		2014/2015
Service indicators (i)		Target	Actual	Target	Actual	Target
Increase performance and efficiency levels	Overall Internal Audit Unit performance rating	N/A	N/A	N/A	N/A	3
Increase performance and efficiency levels	% overall compliance with PMS framework and policy	N/A	N/A	N/A	N/A	100%
Increase performance and efficiency levels	% of Performance Audit committee resolution implemented	N/A	N/A	N/A	N/A	100%
Increase performance and efficiency levels	% of audit committee calendar implemented according to schedule	N/A	N/A	N/A	N/A	100%
Improve operational planning for Office of the MM	Number of Dept. strategic planning session held	N/A	N/A	N/A	N/A	1
Improve operational planning for Office of the MM	% Compliance with the IDP and SDBIP submissions	N/A	N/A	N/A	N/A	100%
Increase institutional capacity and promote transformation	100% implementation of the Organizational Customer Service Charter as per the Business Units implementation plans	N/A	N/A	N/A	N/A	100%
Increase institutional capacity and promote transformation	100% Monitoring of fraud and corruption within Internal Audit Unit and relevant action taken against offenders	N/A	N/A	N/A	N/A	100%
Improve expenditure planning for Office of the MM	Number of Internal Audit procurement plan reviews conducted	N/A	N/A	N/A	N/A	1
Improve expenditure planning for Office of the MM	% of goods and services procured by Internal Audit Unit according to the procurement plan	N/A	N/A	N/A	N/A	100%
Improve expenditure planning for Office of the MM	Number of deviations from SCM policy motivated by Internal Audit	N/A	N/A	N/A	N/A	0

CITY OF CHOICE
PIETERMARITZBURG
MSUNDUZI

Table 181 - INTERNAL AUDIT POLICY OBJECTIVES TAKEN FROM IDP						
Service Objectives	Outline Service Targets	2012/2013		2013/2014		2014/2015
Service indicators (i)		Target	Actual	Target	Actual	Target
Improve budgeting and reporting for Office of the MM	% Internal Audit budget inputs conducted before the deadline	N/A	N/A	N/A	N/A	2
Improve budgeting and reporting for Office of the MM	% of Internal Audit budget actually spent vs. Projected	N/A	N/A	N/A	N/A	100%
Improve budgeting and reporting for Office of the MM	Number of Internal Audit SDBIP reviews and updates conducted	N/A	N/A	N/A	N/A	2
Strengthen governance	% of Council resolutions implemented	N/A	N/A	N/A	N/A	100%
Strengthen governance	% of OMC / SMC resolutions implemented	N/A	N/A	N/A	N/A	100%
Reduce risk, fraud and corruption	% of annual internal audit plan implemented according to schedule	N/A	N/A	N/A	N/A	100%
Reduce risk, fraud and corruption	% of internal audit assignments completed against the planned assignments	N/A	N/A	N/A	N/A	100%
Reduce risk, fraud and corruption	Number of audit committee meetings coordinated	N/A	N/A	N/A	N/A	6
Reduce risk, fraud and corruption	Number of Anti-fraud & corruption Awareness campaigns conducted	N/A	N/A	N/A	N/A	1

Table 182 - EMPLOYEE: INTERNAL AUDIT					
Job Level	2012/2013	2013/2014			
	Employees No.	Posts No.	Employees No.	Vacancies (fulltime equivalents No.	Vacancies (as a % of total posts) %
A1 - A4	-	-	-	-	-
B1 - B4	1	1	1	0	0%
C1 - CU	2	4	4	0	0%
D1 - DU	2	3	3	0	0%
E1 - E2	1	1	1	0	0%
F1 - F2	-	-	-	-	-
Total	6	9	9	0	0%

CITY OF CHOICE
PIETERMARITZBURG
MSUNDUZI

Table 183 - FINANCIAL PERFORMANCE 2013/2014: INTERNAL AUDIT					R'000
Details	2012/2013	2013/2014			
	Actual	Original Budget	Adjustment Budget	Actual	Variances to Adjusted Budget %
Total Operational Revenue (excl. tarrifs)	**0**	**0**	**0**	**0**	**0**
Expenditure:					
Employees	3428	3571	4163	4408	5
Repairs and Maintenance	0	0	0	0	0
Other	6080	8898	8851	6246	-29
Total Operational Expenditure	**9508**	**12469**	**13014**	**10654**	
Net operational (Service) Expenditure	**9508**	**12469**	**13014**	**10654**	

Table 184 - CAPITAL EXPENDITURE: INTERNAL AUDIT					R'000
Details	2013/2014				
	Budget	Adjustment Budget	Actual Expenditure	Variances from original Budget %	Total Project Value
Total All	100	100	0		0
Furniture & Fittings	100	100	0		-100

COMMENT ON THE PERFORMANCE OF INTERNAL AUDIT OVERALL

Internal Audit Unit does not have capital projects and year 5 targets set out in the IDP schedule. The performance of the unit is based on its operational plan. The unit performed ninety six (96) (117%) of the eighty two (82) planned audit assignments in 2013/14 financial year.

9. COMPONENT I: ORGANIZATIONAL DEVELOPMENT PERFORMANCE

INTRODUCTION TO ORGANIZATIONAL DEVELOPMENT PERFORMANCE

Organisational Development capabilities provide the vehicle for the Msunduzi Municipality to enact policies and procedures that attract, retain, and motivate a high quality and diverse workforce. HRM&D supports and cares for the most important resource in the organisation—its people.

The Core Business links a broad spectrum of activities in support of business transformation mission objectives and goals.

1. Strategic Human Resource Management and Development Planning
   - People forecasting;
   - Workforce planning;
   - Budgeting;
   - Succession planning;
   - Diversity planning;
   - Social plan development (taking cognisance of the municipalities impact on unemployment and job creation.);
   - Job evaluations; and Review of organisation structure.

2. Sourcing and Placing
   - Building strategic partnerships for talent and skills;
   - Attracting people through innovative attraction strategies;
   - Recruiting and selecting suitable people;
   - Placing people into jobs and teams;
   - Inducting and socialising people into the municipality; and
   - Redeploying people.

3. Exit Management
   - Exit interviews to determine and manage systemic exit trends;
   - Retirement process;
   - Medical boarding;
   - Dismissal processes in line with sound labour practices;
   - Retrenchment; and resignations.

CITY OF CHOICE
PIETERMARITZBURG
MSUNDUZI

4. Employee Relationship Management
   - Managing relationships with unions and other labour forums;
   - Management of disciplinary and grievances;
   - Disputes;
   - Consultations;
   - Collective bargaining; and
   - Conflict management.

5. Capacity Building
   Developing people to their full potential through:
   - Competency profiling and assessment;
   - Personal development planning;
   - Career development;
   - Skills development;
   - Leadership and management development;
   - Key talent development;
   - Development of a learning organisation, including knowledge management activities;
   - Impact assessment.

6. Talent Management
   - Identification of mission critical positions;
   - Succession planning; and
   - Focused development of key talent to ensure succession plans are implemented timeously.

7. HRMD Administration and Reporting
   - Management of HRMD policies and procedures relating to engagement, salary and benefits, employee data management, training and development tracking, performance management recording and terminations
   - Reporting to top management, government and statutory reporting
8. Organisational Culture, Development & Effectiveness
   - Culture transformation and change management;
   - The development of individuals and teams with a systems view;
   - Continuous assessment of organisational effectiveness through work studies and redesign to ensure maximum efficiency, productivity and job satisfaction; and
   - Review and design of organisational structures.

9. HRMD Assurance and Wellness
   To minimise HRMD risk to the business.
   - Setting of HRMD policies and procedures;
   - Ensuring governance and compliance with internal policies and external legislative requirements applicable to HRMD;
   - Setting up and managing of strategic alliances and contracts;
   - Employee wellness including HIV / AIDS and EAP; and
   - Ensuring sufficient physical facilities, equipment, resources and assets required to manage and execute human resource activities.

EMPLOYEE TOTALS, TURNOVERS & VACANCIES

Table 185 - EMPLOYEES					
Description	2012/2013	2013/2014			
	Employees No.	Approved Posts No.	Employees No.	Vacancies No.	Vacancies %
Water	162	309	154	155	50%
Waste Water (Sanitation)	81	79	45	34	43%
Electricity	229	328	197	131	40%
Waste management	383	462	342	120	25%
Housing	32	58	28	30	52%
Waste Water (Stormwater Drainage)	82	461	95	366	79%
Roads	124	334	111	223	67%
Transport	35	64	36	28	44%
Planning	13	20	10	10	50%
Local Economic Development	14	14	9	5	36%

CITY OF CHOICE
PIETERMARITZBURG
MSUNDUZI

Table 185 - EMPLOYEES					
Description	2012/2013	2013/2014			
	Employees No.	Approved Posts No.	Employees No.	Vacancies No.	Vacancies %
Planning (Strategic & Regulatory)	19	19	14	5	26%
Community & Social Services	545	888	639	249	28%
Environmental Protection	236	369	120	248	67%
Health	33	79	30	49	62%
Security & Safety	213	315	249	66	21%
Sport & Recreation	37	71	37	22	31%
Corporate Policy Offices & other	341	1029	442	587	57%
Totals:	**2579**	**4899**	**2558**	**2328**	47%

Table 186 - VACANCY RATE 2013/2014			
Designations	*Total approved posts No.	Vacancies (Total time that vacancies exist using fulltime equivalents) No.	*Vacancies (as a proportion of total posts in each category) %
Municipal Manager	1	0	0
CFO	1	0	0
Other S57 Managers (Excl. Finance Posts)	4	1	25%
Other S57 Managers (Finance Posts)	0	0	0
Traffic Officers	159	93	58%
Fire Fighters	132	20	15%
Senior Managers: Levels DU (excl. Finance Posts)	58	17	29%
Senior Managers: Levels DU (Finance Posts)	9	3	33%
Highly skilled supervision: Levels D1 – D3 (excl. Finance)	96	10	10%
Highly skilled supervision: Levels D1 – D3 (Finance Posts)	7	5	71%
TOTAL:	**478**	**149**	**31%**

Table 187 - TURN-OVER RATE			
Details	Total appointments as of the beginning of financial year No.	Terminations during the financial year No.	Turn-over rate*
2011/2012	7	261	11%
2012/2013	68	270	10.5%
2013/2014	131	160	6%

COMMENT ON VACANCIES AND TURNOVER:

The Municipal Manager, CFO and DMM: Infrastructure Services Posts were filled in the 12/13 financial year. The two remaining section 57 posts were advertised, interviewed and recommendations made. The DMM: Corporate Services and DMM: Community Services commenced duty in the 13/14 financial year. The DMM: Infrastructure Services vacated the post in the latter part of 13/14, the post has been advertised and the recruitment process has commenced to be filled in the 14/15 financial year.

MANAGING THE MUNICIPAL WORKFORCE

INTRODUCTION TO MANAGING THE MUNICIPAL WORKFORCE

The Recruitment and Selection process is primarily aimed at procuring staff with the necessary competencies, thus enabling the organisation to deliver on its strategic and operational priorities.

CITY OF CHOICE
PIETERMARITZBURG
MSUNDUZI

The Draft Recruitment and Selection Policy which has been extensively consulted with management, Councillors, trade unions and Local Labour Forum, is to be submitted for Council approval, as a matter of priority. A transparent and objective approach to appointments is currently being followed where both trade unions are invited to interviews as observers. This will be formalised on the final approval of the Recruitment and Selection Policy. Current vacancy levels in the organization are at 46%. In this regard, the municipality will ensure that critical and priority vacant posts are identified and that the filling thereof is fast-tracked. Funded vacant posts will be filled within the budgeted financial year. A uniform, competency-based approach to appointments will be established over the next 12 months, following the final approval of the consulted Draft Recruitment & Selection Policy. The Procedures as contained in the draft Recruitment and Selection Policy will be further developed and refined, which will include the proper keeping of records and reflect the basis of appointment decisions that should be available for scrutiny by the Corporate Services Portfolio Committee and appropriate stakeholders. To achieve its strategic objectives, it is just as crucial for the municipality to retain its competent staff. Competent staff from designated groups and staff in areas of scarce or critical skills are targeted.

A major source of discontent amongst staff is the drawn out process of TASK Job Evaluations. The process of Job Evaluation has been prioritized, with the approval of the new organizational structure in the 2012/13 financial year.

The Municipality pursues the equitable representation of designated groups in all occupational categories and levels in the workforce and actively supports an organizational culture and climate based on diversity, equality, mutual respect and dignity for all.

Whilst the Msunduzi Municipality has made significant progress in the level of representation of Blacks (Africans, Coloureds and Indians), the under-representation of women and persons with disabilities, especially at the senior levels in the organization, remain one of the major areas to be addressed.

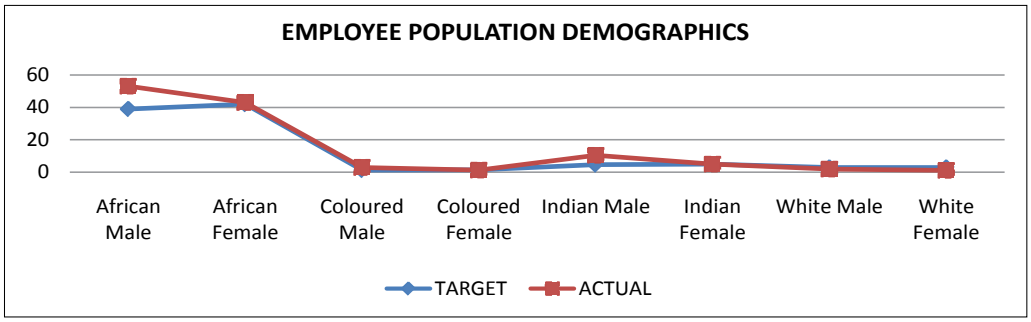

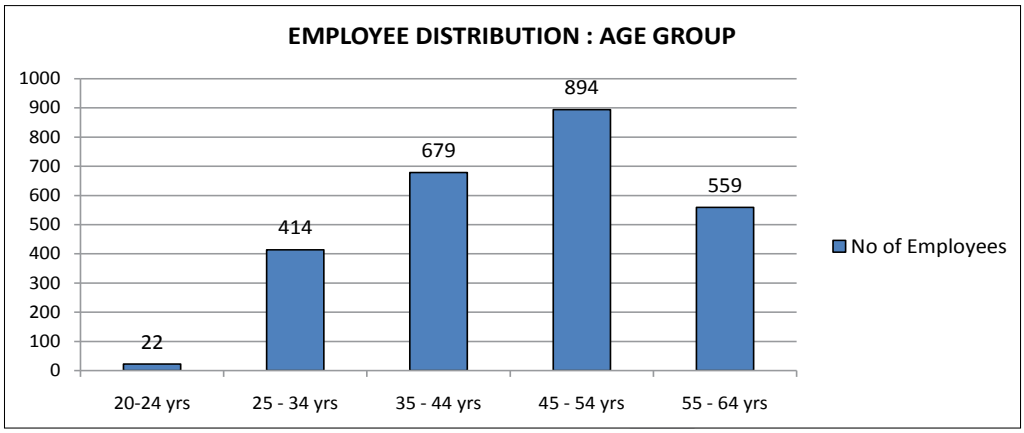

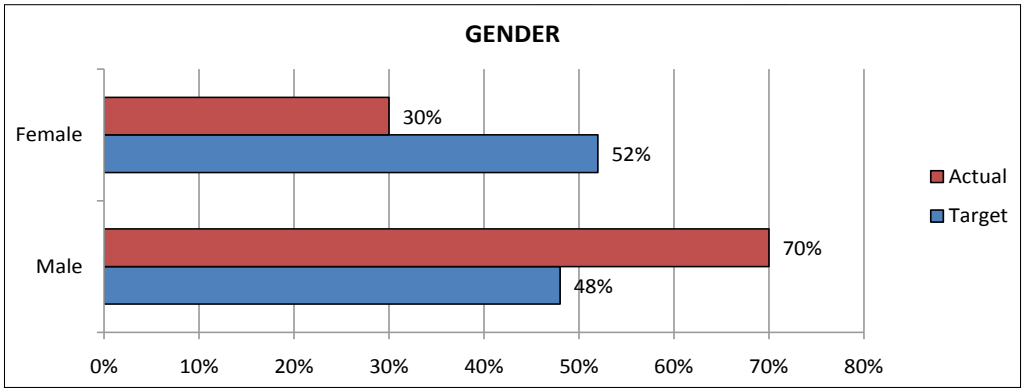

CITY OF CHOICE
PIETERMARITZBURG
MSUNDUZI

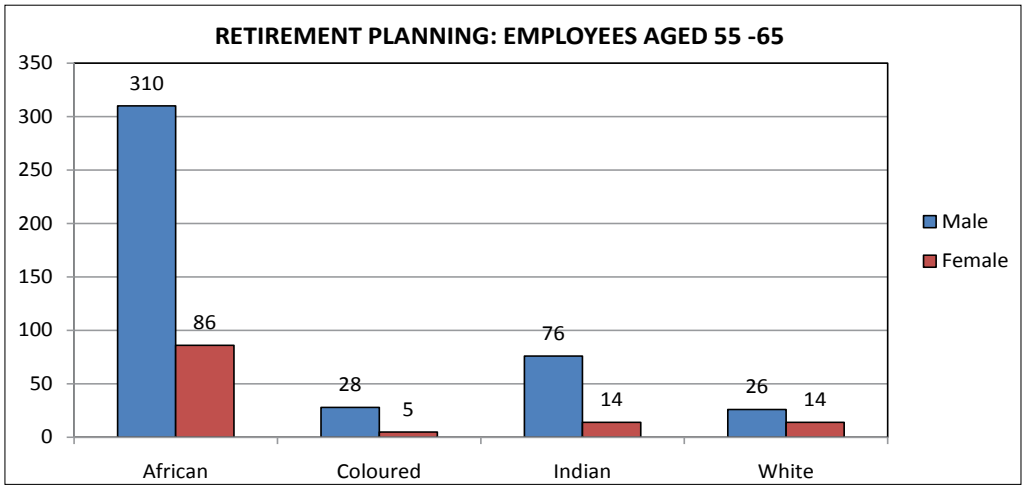

HUMAN RESOURCES POLICIES 13/14 FINANCIAL YEAR

MUNICIPAL POLICY	COMPLETED %	REVIEWED %	DATE ADOPTED BY COUNCIL	Current Status
Employment Equity	100%	100% (Draft)	28/08/13	Local Labour Forum
Allocation Policy	100%	New	24/04/13	Local Labour Forum
Access to Personal Files	100%	New	Draft	Local Labour Forum
Disciplinary Code and Procedures			Collective Agreement	
Induction	100%	New	28/08/13	Local Labour Forum
Employee Wellness	100%	New	28/08/13	Local Labour Forum
Transfer Policy	100%	New	25/06/2014	Local Labour Forum
Grievance Procedures			Collective Agreement	
HIV/AIDS	100%	100% (Draft)	Draft	Local Labour Forum
Leave	100%	100% (Draft)	Draft	Local Labour Forum
Secondment Policy		80%	01/09/2004	
Acting Policy	100%	100% (Draft)	20/11/2005	Local Labour Forum
Fleet Management Policy	100%		16/08/12	Approved
Official Transport to Attend Funerals	100%	100%	Draft	Local Labour Forum
Official Working Hours and Overtime			Collective Agreement	
Overtime	100%	80%	Draft	Local Labour Forum
Individual Performance Management	100%		27/01/2013	Approved
Organisational Performance Management	100%		26/09/2012	Approved
Selection and Recruitment	100%	100% (Draft)	Draft	Local Labour Forum
Sexual Harassment	100%	100% (Draft)	11/10/2006	Local Labour Forum
Training and Development	100%	100% (Draft)	28/08/13	Local Labour Forum
Assessment	100%		06/04/06	
Smoking	100%	100% (Draft)	16/01/06	
Staff Attraction and Retention	100%	90% (Draft)	31/07/08	

CITY OF CHOICE
PIETERMARITZBURG
MSUNDUZI

MUNICIPAL POLICY	COMPLETED %	REVIEWED %	DATE ADOPTED BY COUNCIL	Current Status
Parking Policy	100%	100% (Draft)	Draft	Local Labour Forum
Internship	100%	100% (Draft)	28/08/13	
Learnership	100%	100% (Draft)	28/08/13	
External Bursary	100%	New	28/08/13	Local Labour Forum
Adult Basic Education and Training	100%	100% (Draft)	07/10/04	Local Labour Forum
Work Exposure Policy	100%	New	28/08/13	Local Labour Forum
Induction Policy	100%	New	28/08/13	Local Labour Forum
Subsistence and Travel	60%	60% (Draft)	01/05/06	
Abscondment Policy and Procedure	100%	100% (Draft)	15/03/2011	Approved
Alcohol and Drug Abuse Policy	100%	100% (Draft)	25/03/2011	Approved
Bee and Wasp Stings Policy	100%	100% (Draft)	21/02/2006	
Management of Heat Stress policy	100%	100% (Draft)	18/03/2011	Approved
Post Exposure Protocol	100%	100% (Draft)	26/03/2007	
Procedure for Injury on Duty	100%	100% (Draft)	16/02/2006	
Personal Protective Equipment	100%	100% (Draft)	10/02/2014	Local Labour Forum

COMMENT ON WORKFORCE POLICY DEVELOPMENT:

26 HR Policies were developed or reviewed and extensively consulted at Portfolio Committees and Local labour forum. 11 Policies were approved in the 2013/14 financial year.

INJURIES, SICKNESS AND SUSPENSIONS

Table 188 - NUMBER AND COST OF INJURIES ON DUTY

Type of Injury	Injury Leave taken Days	Employees using injury leave No.	Employees using sick leave No.	*Average sick leave per employee Days	Total Estimated Cost R'000
Required basic medical attention only	0	45	0	0	R11700
Temporary total disablement	346	26	14	3	R78000
Permanent Dis-ablement		0	0	0	0
Fatal	2	2	2	0	R30000
TOTAL	348	73	16	3	119700

Table 189 - NUMBER OF DAYS AND COST OF SICK LEAVE (EXCL. INJURIES ON DUTY)

Occupational Category	Days Lost	Employees Claiming	No. of employees per category	Average sick leave per employee / Category	Cost*
F1 – F2	2	1	6	.33	R 14 136
E1 – E2	117	17	28	4	R 34 213
D1 – D4	1321	86	141	9	R 2447622
C1 – C4	8112	445	592	14	R 7675483
B1 – B5	11123	585	752	15	R 7038329
A1 – A4	19812	817	1038	19	R 7378166.4
	40487	1951	2562	16	R 24 553736

CITY OF CHOICE
PIETERMARITZBURG
MSUNDUZI

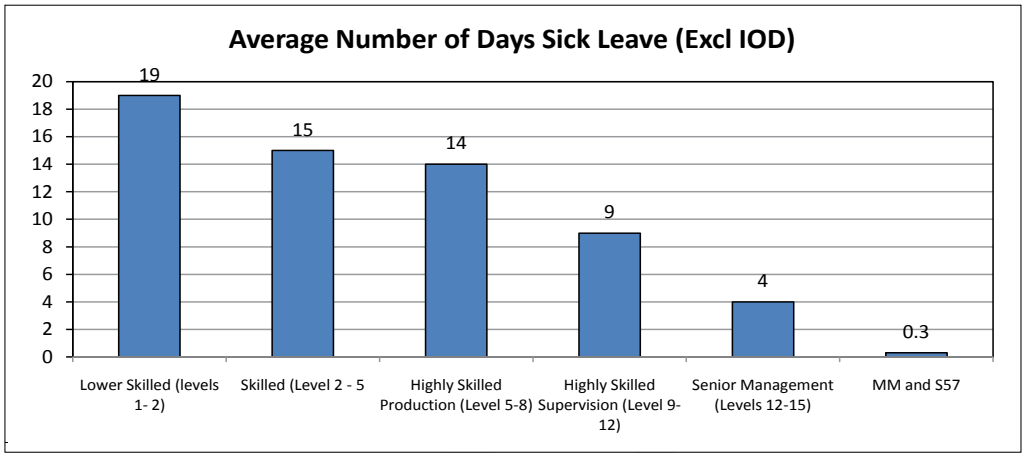

COMMENT ON INJURY AND SICK LEAVE:

Reports of all injury on duty are compiled monthly and recommendations are made to prevent further accidents. All injury on duty sick leave is recommended by external doctors. In the past year there was no internal doctor to monitor injury on duty sick leave and sick leave. However a doctor started in July 2014 and we will be able to monitor and maintain any abuse. The personal records are maintained though we have a problem of getting sick leave information from the departments.

Table 190 - NUMBER AND PERIOD OF SUSPENSIONS

Position	Nature of Alleged Misconduct	Date of suspension	Details of Disciplinary Action taken or status of case and reasons why it is not finalized	Date Finalized
Chief Building Inspector	Corruption & Dishonesty	01/07/2013	Charged and employee resigned pending hearing	31/07/2014
General worker	Dishonesty	21/02/2014	Investigation instituted & employee took early retirement	24/03/2014
Supervisor: Meter	Corruption & Dishonesty	11/03/2014	Investigation in progress	N/A
Road Sign Controller	Fraud & Corruption	05/02/2014	Investigation in progress	N/A
Principal Clerk	Fraud & Corruption	07/03/2014	Investigation in progress	N/A
Chief Accountant	Fraud & Corruption	11/03/2014	Investigation in progress	N/A
Plumber	Corruption & Dishonesty	01/04/2014	Employee charged a & hearing in progress	N/A
Driver	Dishonesty	12/03/2014	Investigation in progress	N/A
Electrician	Dishonesty	20/03/2014	Charged	29/04/2014
General worker	Dishonesty	20/03/2014	Charged	29/04/2014
General worker	Dishonesty	20/03/2014	Charged	29/04/2014
General worker	Dishonesty	20/03/2014	Charged	29/04/2014

COMMENT ON SUSPENSIONS AND CASES OF FINANCIAL MISCONDUCT:

Only suspensions emanating from the period of Administration have extended beyond four months. The Municipality has, in most instances, permitted these incumbents to return to work, outside of their substantive posts, allowing the disciplinary process to continue.

Two legal advisors have been appointed by Council to expedite the backlogs in the finalisation of the sub-judicae disciplinary matters

Training interventions for prosecutors and presiding officers at disciplinary hearings were facilitated, with managers being capacitated to act as prosecutors and/or presiding officers

Discipline is acknowledged to not yet being at the required level to support optimal functioning of the workforce. Absenteeism in general, is reaching worrying proportions and requires in priority intervention.

Regular Local Labour Forum meetings are taking place and the management of Industrial Action formalized with the development of the Industrial Action Strategy. Workshops were held with all business units to communicate the collective agreements, including disciplinary and grievance procedures.

PERFORMANCE REWARDS

The Municipality has implemented Performance Management to level 3 within the organization it is not currently linked to reward. The Individual Performance Management performance Policy was developed and approved during the 2012/13 financial year.

Performance management is currently not being cascaded to the employees beyond the third level of management. 2010/2011 saw no performance reward beneficiaries, including Section 57 employees.

Table 191 - PERFORMANCE REWARD BY GENDER

Designation	Gender	Total number of employees in group	Number of beneficiaries	Expenditure on rewards 2012/13 R'000s	Proportion of beneficiaries within group %
Lower Skilled (Levels 1-2)	Female	-	0	-	0
	Male	-	0	-	0
Skilled (Levels 3-5)	Female	-	0	-	0
	Male	-	0	-	0
Highly skilled production (Levels 6-8)	Female	-	0	-	0
	Male	-	0	-	0
Highly skilled supervision (Levels 9-12)	Female	-	0	-	0
	Male	-	0	-	0
Senior Management (Levels 13-15)	Female	2	0	-	0
	Male	14	0	-	0
MM and S57	Female	1	0	-	0
	Male	3	0	-	0
Total:		**20**	**0**	**-**	**0**

THE MUNICIPAL WORKFORCE

INTRODUCTION TO WORKFORCE CAPACITY DEVELOPMENT

The training and Development Policy was approved on the 28th August 2013.

An HR and Skills Audit is being undertaken in the 2013/14 which will allow for the appropriate organisational training needs gap analyses informs the Workplace Skills Plans, which was finalized timeously for the Financial Year in the reporting period. Training Implementation Reports are submitted as per LGSETA requirements.

A Total of 981 employees were trained during the 2013/2014 Financial Year, and is broken down into the following demographics:

SKILLS DEVELOPMENT & TRAINING

Table 192 - SKILLS MATRIX

Management Level	Gender	Employees in post as at 30 June 2014	Number of skilled employees required and actual as at 30 June 2014								
			Learnerships			Skills programmes and other short courses			Other forms of training		
		No.	Actual 30 June 2013	Actual 30 June 2014	Target 2015	Actual 30 June 2013	Actual 30 June 2014	Target 2015	Actual 30 June 2013	Actual 30 June 2014	Target 2015
MM and S57	Female	-	-	-	-	-	1	2	-	-	-
	Male	-	-	-	-	-	1	1	-	-	-
Councillors, Senior Officials & managers	Female	-	-	20	20	-	39	29	-	21	9
	Male	-	-	8	8	-	61	34	-	25	11

Table 192 - SKILLS MATRIX											
Management Level	Gender	Employees in post as at 30 June 2014	Number of skilled employees required and actual as at 30 June 2014								
			Learnerships			Skills programmes and other short courses			Other forms of training		
		No.	Actual 30 June 2013	Actual 30 June 2014	Target 2015	Actual 30 June 2013	Actual 30 June 2014	Target 2015	Actual 30 June 2013	Actual 30 June 2014	Target 2015
Technicians and associate professionals	Female	-	-	-	-	-	38	37	-	-	-
	Male	-	-	-	-	-	106	93	-	-	-
Professionals	Female	-	-	37	46	-	24	9	-	-	-
	Male	-	-	27	40	-	34	8	-	-	-
Sub-totals	Female	-	-	57	66	-	92	77	-	-	-
	Male	-	-	35	48	-	202	136	-	-	-
Totals	-	-	-	92	114	-	294	213	-	46	20

Table 193 - FINANCIAL COMPETENCY DEVELOPMENT: PROGRESS REPORT*						
Description	A Total number of officials employed by municipality (Regulation 14(4)(a) and (c)	B Total number of officials employed by municipal entities (Regulation 14(4)(a) and (c)	Consolidated: Total A and B	Consolidated; Competency assessments completed for A and B (Regulation 14(4)(b) and (d)	Consolidated: total number of officials whose performance agreements comply with regulation 16 (Regulation 14(4)(f))	Consolidated: Total Number of officials that meet the prescribed competency levels (Regulation 14(4)(e))
Financial Officials	**4**	-	-	**4**	-	-
Accounting Officer	**1**	-	-	**1**	-	-
Chief Financial Officer	**1**	-	-	-	-	-
Senior Managers	**4**	-	-	-	-	-
Any other financial officials	-	-	-	-	-	-
Supply Chain Management Officials	-	-	-	-	-	-
Heads of supply chain management units	-	-	-	-	-	-
Supply chain management senior managers	-	-	-	-	-	-
TOTAL	**10**	-	-	**5**	-	-
This is a statuary report under the national treasury: LG MFMA Regulations						

CITY OF CHOICE
PIETERMARITZBURG
MSUNDUZI

Table 194 - SKILLS DEVELOPMENT EXPENDITURE

'000

Management Level	Gender	Employees as at the beginning of the year	Number of skilled employees required and actual as at 30 June 2014							
			Learnerships		Skills programmes and other short courses		Other forms of training		Total	
		No.	Original Budget	Actual	Original Budget	Actual	Original Budget	Actual	Original Budget	Actual
MM and S57	Female	1	-	-	R5 806.45	R5 806.45	-	-	-	-
	Male	2	-	-	R11 612.90	R11 612.90	-	-	-	-
legislators, Senior Officials & managers	Female	28	R162 857.20	R325 714.40	R46 451.60	R46 451.60	-	-	-	-
	Male	29	R65 142.88	R130 285.76	R121 935.45	R121 935.45	-	-	-	-
Professionals	Female	28	-	-	R162 580.60	R162 580.60	-	-	-	-
	Male	44	-	-	R255 483.80	R255 483.80	-	-	-	-
Technicians and associate professionals	Female	41	-	-	R208 544.45	R208 544.45	-	-	-	-
	Male	156	-	-	R905 806.20	R905 806.20	-	-	-	-
Clerks	Female	120	R253 671.76	R507 343.52	R516 774.05	R516 774.05	-	-	-	-
	Male	61	R106 378.48	R212 756.96	R278 709.60	R278 709.60	-	-	-	-
Service and sales workers	Female	61	-	-	R354 193.45	R354 193.45	-	-	-	-
	Male	120	-	-	R696 774.00	R696 774.00	-	-	-	-
Plant and machine operators & assemblers	Female	8	-	-	R46 451.60	R46 451.60	-	-	-	-
	Male	43	-	-	R249 677.35	R249 677.35	-	-	-	-
Elementary occupations	Female	71	R90 012.56	R180 025.12	R348 387.00	R348 387.00	-	-	-	-
	Male	168	R114 561.44	R229 122.88	R894 193.30	R894 193.30	-	-	-	-
Sub-totals	Female	358	R506 541.52	R1013082.84	R1 689 189.20	R1 689 189.20	-	-	-	-
	Male	623	R286 082.80	R572 165.60	R3 414 282.60	R3 414 282.60	-	-	-	-
Totals		981	R792 624.32	R1585248.44	R5 103 471.80	R5 103 471.80	-	-	-	-

The table above depicts the amounts that were budgeted for training for the different occupational levels. The Original Budget was the amount budgeted for the level whilst the actual is the amount that was spent for the skills development interventions per occupational level.

The Skills Development Budget was in line with the Skills Development Levies Act as the Municipality had budgeted 1% of the salary bill for Skills Development. The Msunduzi Municipality acknowledges the value to its own development and that of its employees in cooperating fully with the LGSETA and ensures that it participates in all relevant grants and training opportunities.

The Skills Development Unit has made application for relevant Discretionary Grants from the LGSETA to cover the costs of learnerships.

MANAGING THE WORKFORCE EXPENDITURE

INTRODUCTION TO WORKFORCE EXPENDITURE

The municipality has made a concerted effort to manage workforce expenditure by improving the management and control of overtime.

This included the centralisation of the processing of leave and overtime to ensure conformity, and the introduction of standardised pre-approval and overtime claim forms to address such issues as the necessity for work to be carried out after hours, verification that the time claimed was justified in relation to the work done, location of work, vehicle usage, compliance with policy and availability of funding amongst others.

Management oversight was also improved through monthly overtime analysis reports to the Strategic Management Committee, Portfolio Committees and the Executive Committee. Deputy Municipal Managers are now required to authorise all overtime payment schedules.

The overtime policy and procedures are also being reviewed to improve the management and control of overtime. A bio-metric time and attendance system is currently being investigated to improve control over staff attendance.

EMPLOYEE EXPENDITURE

Table 195 - NUMBER OF EMPLOYEES WHOSE SALARIES WERE INCREASED DUE TO THEIR POSITIONS BEING UPGRADED

Beneficiaries	Gender	Total
Lower skilled (Levels 1-2)	Female	Nil
	Male	Nil
Skilled (Levels 3-5)	Female	Nil
	Male	Nil
Highly skilled production (Levels 6-8)	Female	Nil
	Male	Nil
Highly skilled production (Levels 9-12)	Female	Nil
	Male	Nil
Senior management (Levels 13-16)	Female	Nil
	Male	Nil
MM and S57	Female	Nil
	Male	Nil
Total		

Table 196 - EMPLOYEES WHOSE SALARY LEVEL EXCEEDS THE GRADE DETERMINED BY JOB EVALUATION

Occupation	No. of employees	Job evaluation level	Remuneration level	Reason for deviation
Posts are not yet graded				

Table 197 - EMPLOYEES NOT APPOINTED TO ESTABLISHED POSTS

BUSINESS UNIT	POST TITLE	COMMENTS
ISF	Beverage Executive	On placement structure not on approved structure
ISF	Technicians Assistant	On placement structure not on approved structure
ISF	Storeman x 4	On placement structure not on approved structure
ISF	Assistant Storeman	On placement structure not on approved structure
ISF	Executive Secretary	On placement structure not on approved structure
ISF	Engineering Senior Eng	Approved structure shows 2 x Senior Engineering Surveyors and 3 x Senior Engineering Surveyors The Engineering Surveyor progresses to Senior Engineering Surveyor
ISF	Engineering Senior Eng	
ISF	Engineering Senior Eng	
ISF	Engineering Senior Eng	
ISF	Driver x 3	On placement structure not on approved structure
ISF	Artisan Bricklayer x 2	On placement structure not on approved structure
ISF	Handyman x 4	On placement structure not on approved structure
ISF	Artisans Assistant x 27	On placement structure not on approved structure
ISF	Beverage Executive	On placement structure not on approved structure
ISF	Manger Revenue Enmt	On placement structure not on approved structure

CITY OF CHOICE
PIETERMARITZBURG
MSUNDUZI

Table 197 - EMPLOYEES NOT APPOINTED TO ESTABLISHED POSTS		
BUSINESS UNIT	POST TITLE	COMMENTS
ISF	Supervisor Domestic	On placement structure not on approved structure
ISF	Supervisor Industrial	On placement structure not on approved structure
ISF	Control Technician	On placement structure not on approved structure
CBU	IDP Manager	On placement structure not on approved structure
CBU	ID Co-ordinators x 6	On placement structure not on approved structure
CBU	Executive Secretary	On placement structure not on approved structure
CBU	Special Projects Manger	Structure never submitted to PJEC
CBU	Election Co-ordinator	Structure never submitted to PJEC
CBU	Principal Clerk x 4	Structure never submitted to PJEC
ED&G	HR Clerk	Placed but not on placement or approved structure
SG&HR	Clerk III x 3	On placement structure not on approved structure
SG&HR	Clerk I	Appointed in Employee Relations not on placement or approved structure
SG&HR	Admin Officer x 2	Appointed reporting to Systems Manager not on placement or approved structure
CS&SE	Clerk II x 4	Posts added to structure that was submitted late
CS&SE	Admin Training Officer	Posts added to structure that was submitted late
CS&SE	HR Clerk x 9	Posts added to structure that was submitted late
CS&SE	Human Resource Officer	Posts added to structure that was submitted late
CS&SE	Office Assistant x 4	Posts added to structure that was submitted late
CS&SE	Admin Officer	Post to be removed from original structure
CS&SE	Clerk I now x 1 not 3	Amount of posts to be adjusted
CS&SE	Messenger /Office Asst	Post to be removed from original structure
CS&SE	Senior Clerk	Post to be removed from original structure
CS&SE	Disaster Management Officer	Post left off structure
CS&SE	Conservation Officer	Post left off structure
CS&SE	Arborist x 7	Post left off structure
CS&SE	Driver	Post left off structure
CS&SE	Project Manager	Post left off structure
CS&SE	Manager Special Projects	Post left off structure
CS&SE	Manager Planning & Matters	Post left off structure
CS&SE	Town Planning Technician x 2	Post left off structure
CS&SE	GIS Technician	Post left off structure
CS&SE	Manager Community Development	Post left off structure
CS&SE	Community Development Officer x 3	Post left off structure
CS&SE	Manager Development Services	Post left off structure
CS&SE	Principal Admin Officer	Post left off structure
CS&SE	Secretary	Post left off structure
CS&SE	Messenger/ Driver	Post left off structure
CS&SE	Receptionist	Post left off structure

COMMENT ON UPGRADED POSTS AND THOSE THAT ARE AT VARIANCE WITH NORMAL PRACTICE:

The Municipality has not yet completed the implementation of the TASK Job Evaluation System. The Organization approved a new organizational structure in April 2013.

The process of Job Evaluation has been prioritized, and is to be concluded prior to the implementation of the new organizational structure in the 2013/14 financial year.

10. COMPONENT J: FINANCIAL PERFORMANCE

All relevant information relating to Financial Performance will be dealt with in terms of the Annual Financial Statements.

SECTION 2: ANNUAL REPORT ON THE SERVICE DELIVERY & BUDGET IMPLEMENTATION PLAN

The Service Delivery and Budget Implementation Plan (SDBIP) is a legislative requirement as per the Municipal Finance Management Act (MFMA). The SDBIP gives effect to the Municipality's Integrated Development Plan (IDP) and annual budget. The SDBIP facilitates the accountable role that managers hold to the Council and that Councillors hold to the community. It also fosters the management, implementation and monitoring of the budget, the performance of senior management and the achievement of the strategic objectives as laid out in the IDP.

Chapter 1 of the MFMA describes the SDBIP as:

> A detailed plan approved by the mayor of a municipality in terms of section 53 (1)(c)(ii) for implementing the municipality's delivery of services and the execution of its annual budget and which must include the following:
> (a) projections for each month of-
> (i) revenue to be collected by source; and
> (ii) operational and capital expenditure, by vote;
> (b) service delivery targets and performance indicators for each quarter".

In terms of the provisions above, IN-YEAR monitoring on service delivery indicators was conducted according to the attached SDBIP on a monthly & quarterly basis and reports thereof submitted to the Operational Management Committee (OMC), EXCO, the Full Council, Portfolio Committees, Municipal Public Accounts Committee and the Audit Committee. Monitoring through the SDBIP enables the municipal manager to monitor the performance of senior managers, the mayor to monitor the performance of the municipal manager and for the community to monitor the performance of the municipality as each activity contains outputs, outcomes and timeframes. The SDBIP is compiled on an annual basis.

As the SDBIP is a management and implementation tool, and not a policy proposal, it is not required to be approved by Council - it is however tabled before Council and made public for information and monitoring purposes. However, the top layer of the SDBIP cannot be revised without the approval of the Council. During the 2011/2012 financial year, the municipality developed a quarterly dashboard reporting process. In 2013/14 the municipality continued to implement the dashboard process of reporting. The dashboard is colour-coded in order to serve as an early indicator warning system in order to identify areas that require intervention in areas of non/under performance. Monthly & Quarterly reports on the SDBIP 2013/2014 were submitted to Council and are available on request.

During the Strategic Planning Process for the 2013/2014 financial year a management resolution was taken to differentiate between service delivery indicators that have a direct impact on the community and those that are operational, support and auxiliary services. In this regard for the 2013/2014 financial year the SDBIP has been developed to focus on the service delivery indicators and the Operational Plan 2013/2014 has been developed to focus on operational, support and auxiliary services.

The SDBIP 2013/2014 contains Public Participation Units (Office of the Speaker, Office of the Mayor), Community Services Units (Area Based Management, Health and Social Services, Community Development (Parks, Waste Management, Halls, Libraries and Art Gallery) and Public Safety Enforcement and Disaster Management), Infrastructure Services Units (Water and Sanitation, Roads and Stormwater, Electricity and the Landfill Site) and Economic Development Units (Local Economic Development, Infrastructure Planning and Survey and Town Planning and Environmental Management). Also included are the Legislated Performance Indicators as regulated by the National and Provincial Departments of Cooperative Governance and Traditional Affairs (CoGTA).

All other units provide operational, support and auxiliary services to the Municipality and have been placed on the Operational Plan 2013/2014. The Operational Plan 2013/2014 contains the Corporate Business Units (Internal Audit, Marketing and Communication, Integrated Development Plan and Performance Management System), Finance Business Units (Budget and Treasury, Revenue Management, Expenditure Management and Supply Chain Management), Infrastructure Services Units (Fleet Management and Project Management Unit) and Corporate Services Units (Legal Services, Information Communication Technology, Sound Governance and Human Resources).

The graphical representations below illustrate the performance of the municipality, over the four (4) quarters of the 2013/2014 financial year, as per the colour-coded dashboard.

	TOTAL PROJECTS	**KEY**
	1 NIL ACHIEVED	
	2 TARGET PARTIALLY MET	
	3 TARGET MET	
	4 TARGET EXCEEDED	
	5 TARGET EXCEEDED BY 100 %	
	NOT APPLICABLE	

CITY OF CHOICE
PIETERMARITZBURG
MSUNDUZI

SDBIP 2013/2014 ANNUAL PROGRESS REPORT
ORGANISATIONAL OVERVIEW

1. TOTAL PROJECTS: 159
1.1 OPERATING PROJECTS: 83
1.2 CAPITAL PROJECTS: 76

2. GRAPHICAL REPRESENTATION OF PERFORMANCE: OPERATING PROJECTS

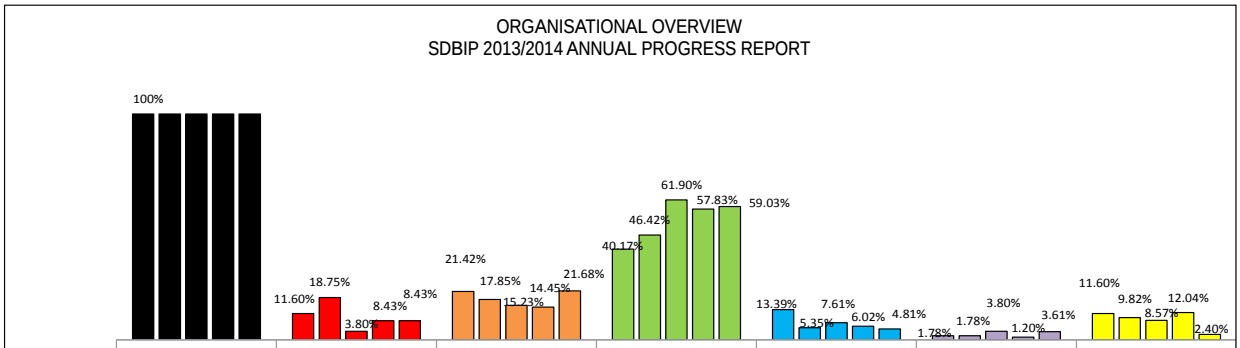

	TOTAL PROJECTS	1 NIL ACHIEVED	2 TARGET PARTIALLY MET	3 TARGET MET	4 TARGET EXCEEDED	5 TARGET EXCEEDED BY 100 %	NOT APPLICABLE
QUARTER 1	100%	11.60%	21.42%	40.17%	13.39%	1.78%	11.60%
QUARTER 2	100%	18.75%	17.85%	46.42%	5.35%	1.78%	9.82%
QUARTER 3	100%	3.80%	15.23%	61.90%	7.61%	3.80%	8.57%
QUARTER 4	100%	8.43%	14.45%	57.83%	6.02%	1.20%	12.04%
ANNUAL	100%	8.43%	21.68%	59.03%	4.81%	3.61%	2.40%

- A total of 83 Operating Projects were reported on the SDBIP for the ANNUAL PROGRESS REPORT 2013/2014 financial year
- 8.43% of the projects were reported as having Nil Achievements for the ANNUAL PROGRESS REPORT 2013/2014 financial year
- 21.68% of the projects were reported as having been partially met for the ANNUAL PROGRESS REPORT 2013/2014
- 59.03% of the projects were reported as having been met for the ANNUAL PROGRESS REPORT 2013/2014 financial year
- 4.81% of the projects were reported as having exceeded the target for the PROGRESS REPORT 2013/2014
- 3.61% of the projects were reported as having exceeded the target by 100% for the ANNUAL PROGRESS REPORT 2013/2014
- 2.40% of the projects were reported as not applicable due to not having any targets set for the ANNUAL PROGRESS 2013/2014

3. GRAPHICAL REPRESENTATION OF PERFORMANCE: CAPITAL PROJECTS

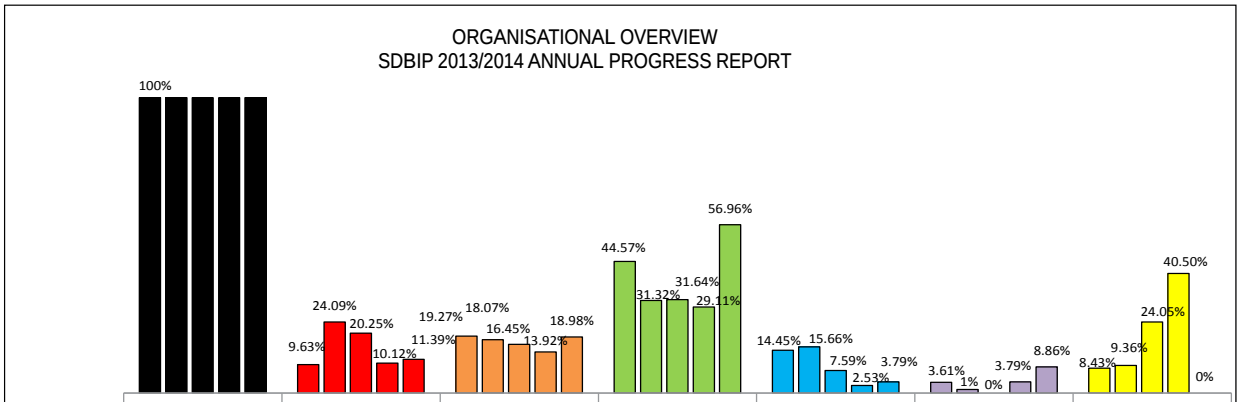

	TOTAL PROJECTS	1 NIL ACHIEVED	2 TARGET PARTIALLY MET	3 TARGET MET	4 TARGET EXCEEDED	5 TARGET EXCEEDED BY 100 %	NOT APPLICABLE
QUARTER 1	100%	9.63%	19.27%	44.57%	14.45%	3.61%	8.43%
QUARTER 2	100%	24.09%	18.07%	31.32%	15.66%	1%	9.36%
QUARTER 3	100%	20.25%	16.45%	31.64%	7.59%	0%	24.05%
QUARTER 4	100%	10.12%	13.92%	29.11%	2.53%	3.79%	40.50%
ANNUAL	100%	11.39%	18.98%	56.96%	3.79%	8.86%	0%

- A total of 76 Capital Projects were reported on the SDBIP for the ANNUAL PROGRESS REPORT 2013/2014 financial year
- 11.39% of the projects were reported as having Nil Achievements for the ANNUAL PROGRESS REPORT 2013/2014
- 18.98% of the projects were reported as having been partially met for the ANNUAL PROGRESS REPORT 2013/2014
- 56.96% of the projects were reported as having been met for ANNUAL PROGRESS REPORT 2013/2014 financial year
- 3.79% of the projects were reported as having exceeded the target for the ANNUAL PROGRESS REPORT 2013/2014

- 8.86% of the projects were reported as having exceeded the target by 100% for the ANNUAL PROGRESS REPORT 2013/2014
- 0% of the projects were reported as not applicable due to not having any targets set for the ANNUAL PROGRESS REPORT 2013/2014

OPERATIONAL PLAN (OP) 2013/2014 ANNUAL PROGRESS REPORT

ORGANISATIONAL OVERVIEW

1. TOTAL PROJECTS: 112
1.1 OPERATING PROJECTS: 112

2. GRAPHICAL REPRESENTATION OF PERFORMANCE: OPERATING PROJECTS

ORGANIZATIONAL OVERVIEW
OPERATIONAL PLAN (OP) 2013/2014 ANNUAL PROGRESS REPORT

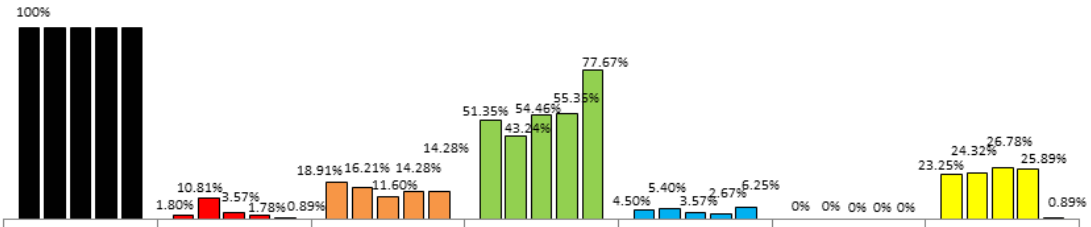

	TOTAL PROJECTS	1 NIL ACHIEVED	2 TARGET PARTIALLY MET	3 TARGET MET	4 TARGET EXCEEDED	5 TARGET EXCEEDED BY 100 %	NOT APPLICABLE
QUARTER 1	100%	1.80%	18.91%	51.35%	4.50%	0%	23.25%
QUARTER 2	100%	10.81%	16.21%	43.24%	5.40%	0%	24.32%
QUARTER 3	100%	3.57%	11.60%	54.46%	3.57%	0%	26.78%
QUARTER 4	100%	1.78%	14.28%	55.35%	2.67%	0%	25.89%
ANNUAL	100%	0.89%	14.28%	77.67%	6.25%	0%	0.89%

- A total of 112 Projects were reported on the Operational Plan for the ANNUAL PROGRESS REPORT 2013/2014 financial year
- 0.89% of the projects were reported as having Nil Achievements for the ANNUAL PROGRESS REPORT 2013/2014 financial year
- 14.28% of the projects were reported as having been partially met for the ANNUAL PROGRESS REPORT 2013/2014 financial year
- 77.67% of the projects were reported as having been met for the ANNUAL PROGRESS REPORT 2013/2014 financial year
- 6.25% of the projects were reported as having exceeded the target for the ANNUAL PROGRESS REPORT 2013/2014 financial year
- 0% of the projects were reported as having exceeded the target by 100% for the ANNUAL PROGRESS REPORT 2013/2014
- 0.89% of the projects were reported as not applicable due to not having any targets set for the ANNUAL PROGRESS REPORT 2013/2014

CONCLUSION:

This Annual Performance report reflects the performance of Business Units during the financial year 2013/2014.
During the 2013/2014 financial year Msunduzi Municipality made great strides in trying to ensure a clean audit on performance. A number of systems, procedures and interventions were implemented during this period to assist with ensuring the alignment of the Integrated Development Plan, Budget & Service Delivery & Budget Implementation Plan (SDBIP) in order for the communities to receive quality services. The municipality also undertook several interventions to ensure that the communities it serves were continuously informed of matters pertaining to service delivery.

CITY OF CHOICE
PIETERMARITZBURG
MSUNDUZI

CHAPTER 4 – ANNUAL FINANCIAL STATEMENTS

THE MSUNDUZI MUNICIPALITY AND ITS MUNICIPAL ENTITY
CONSOLIDATED ANNUAL FINANCIAL STATEMENTS
FOR THE YEAR ENDED 30 JUNE 2014

General Information

Legal form of entity	Category B Municipality in terms of section 1 of the Local Government: Municipal Structures Act, 1998 (Act 117 of 1998) read with section 155 (1) of the Constitution of the Republic of South Africa (Act 108 of 1996)
Nature of business and principal activities	The primary function of the Msunduzi Municipality is to provide basic services i.e. water, electricity, sewerage, water and sanitation to the Pietermaritzburg jurisdiction. The Msunduzi Municipality is controlled by the Mayor, Deputy Mayor, the Accounting Officer, Speaker, ten Executive Committee members, and five Deputy Municipal Managers who contribute to day-to-day management.
Legislation governing the municipality's operations	Municipal Finance Management Act, (Act 56 of 2003), The Constitution of the Republic of South Africa (Act 108 of 1996), Municipal Structures Act (Act 117 of 1998), Municipal Systems Act, (Act 32 of 2000); Municipal Property Rates Act, (Act 6 of 2004), Division of Revenue Act (Act 1 of 2007)
Grading of local authority	Category - B
Controlling entity	The Msunduzi Municipality
Municipal entity	Safe City (Pty) Ltd
Registered office	The City Hall 260 Church Street Pietermaritzburg 3201
Business address	The City Hall 260 Church Street Pietermaritzburg 3201
Postal address	The City Hall Private Bag x321 3200
Telephone	(033) 392 2006
Facsimile	(033) 392 2208
Bankers	First National Bank
Auditors	The Auditor General
Website	www.msunduzi.gov.za
Accounting Officer	M A Nkosi
Chief Finance Officer (CFO)	N M Ngcobo

CITY OF CHOICE
PIETERMARITZBURG
MSUNDUZI

Executive Committee

Mayor - CJ Ndlela
Deputy Mayor - TR Zuma
Member - NP Bhengu
Member - JM Lawerence - 1 month
Member - M Chetty - 11 months
Member - M Inderjit
Member - WF Lambert
Member - NE Majola
Member - JJ Ngubo
Member - VT Xulu
Member - M Schalkwyk

Councillors

Speaker - B Baijoo
Whip - TV Magubane
NB Ahmed
R Ahmed
RP Ashe
N Atwaru
C Bradley
SD Buthelezi
TM Buthelezi
PN Dlamini
TI Dlamini
AB Dlomo
S Govender
SC Gwala
NF Gumede
PV Jaca
SP Lyne
LL Madlala
SI Madonda
TS Magwaza
ST Majola
FM Makhathini
T Matiwane
M Maphumalo
AL Mbanjwa
FN Mbatha
GR McArthur
MB Mkhize
MA Mkhize
MH Mkhize
SA Mkhize
VGM Mlete
PN Msimang

CITY OF CHOICE
PIETERMARITZBURG
MSUNDUZI

SC Ndawonde

MD Ndlovu

NZ Ndlovu

TP Ndlovu

BB Ngcobo

JM Ngcobo

KM Ngcobo

L Ngcobo

MA Ngcobo

TP Ngcobo

PG Ngidi

TD Ntombela

DB Phungula

DF Ryder

P Shozi

LN Sikhakhane

J Singh

RB Singh

P Sithole

BC Sokhela

MS Sokhela

R Soobiah

MA Tarr

LJ Winterbach

DP Zondi

BE Zuma

MB Zuma

TRM Zungu

FR Zungu

CITY OF CHOICE
PIETERMARITZBURG
MSUNDUZI

Index

The reports and statements set out below comprise the presented to the provincial legislature:

Index	Page
Accounting Officer's Responsibilities and Approval	220
Accounting Officer's Report	220
Statement of Financial Position	221
Statement of Financial Performance	222
Statement of Changes in Net Assets	223
Cash Flow Statement	225
Statement of Comparison of Budget and Actual Amounts	226
Appropriation Statement	233
Accounting Policies	238
Notes to the Consolidated Annual Financial Statements	254

Abbreviations

COID	Compensation for Occupational Injuries and Diseases
CRR	Capital Replacement Reserve
DBSA	Development Bank of South Africa
SA GAAP	South African Statements of Generally Accepted Accounting Practice
GRAP	Generally Recognised Accounting Practice
GAMAP	Generally Accepted Municipal Accounting Practice
HDF	Housing Development Fund
IAS	International Accounting Standards
IMFO	Institute of Municipal Finance Officers
IPSAS	International Public Sector Accounting Standards
ME's	Municipal Entities
MEC	Member of the Executive Council
MFMA	Municipal Finance Management Act
MIG	Municipal Infrastructure Grant (Previously CMIP)

CITY OF CHOICE
PIETERMARITZBURG
MSUNDUZI

Accounting Officer's Responsibilities and Approval

Certification by the Municipal Manager

I, am responsible for the preparation of these consolidated annual financial statements, which are set out on pages 216 to 335, in terms of Section 126(1) of the Municipal Finance Management Act (56 of 2003) and which I have signed on behalf of the Municipality.

I certify that the salaries, allowances and benefits of Councillors as disclose in note 36 of these annual financial statements are within the upper limits of the framework envisaged in Section 219 of the Constitution, read with the Remuneration of Public Officer Bearer Act and the Minister of Provincial and Local Governments determination in accordance with this Act.

M A Nkosi
Municipal Manager

CITY OF CHOICE
PIETERMARITZBURG
MSUNDUZI

Statement of Financial Position

		Economic entity		Controlling entity	
Figures in Rand	**Note(s)**	**2014**	**2013 Restated***	**2014**	**2013 Restated***
Assets					
Current Assets					
Inventories	3	743,239,027	755,044,846	743,239,027	755,044,846
Other financial assets	13	46,081	46,081	46,081	46,081
Trade payables from exchange transactions	4	403,196,500	321,505,339	403,194,000	321,502,839
VAT receivable	18	40,918	32,341	-	-
Trade and receivables from exchange transactions	5	667,396,506	553,773,105	667,396,506	553,773,105
Short term investment	7	6,901,834	5,901,021	6,901,834	5,901,021
Cash and cash equivalents	6	827,942,707	719,173,501	827,273,263	718,068,292
		2,648,763,573	**2,355,476,234**	**2,648,050,711**	**2,354,336,184**
Non-Current Assets					
Biological assets	12	46,520,046	37,915,260	46,520,046	37,915,260
Investment property	10	356,913,816	320,520,236	356,913,816	320,520,236
Property, plant and equipment	8	6,055,075,526	6,183,976,974	6,054,916,230	6,183,924,667
Intangible assets	9	2,097,543	1,898,994	2,097,543	1,898,994
Heritage assets	11	177,572,480	176,969,036	177,572,480	176,969,036
Other financial assets	13	9,587,680	8,771,407	9,587,680	8,771,407
		6,647,767,091	**6,730,051,907**	**6,647,607,795**	**6,729,999,600**
Total Assets		**9,296,530,664**	**9,085,528,141**	**9,295,658,506**	**9,084,335,784**
Liabilities					
Current Liabilities					
Other financial liabilities	14	42,690,655	45,574,898	42,690,655	45,574,898
Finance lease obligation	15	338,004	1,088,857	338,004	1,088,857
Payables from exchange transactions	16	453,062,866	481,033,219	453,062,866	481,005,086
VAT payable	17	49,453,190	70,538,636	49,453,190	70,538,636
Consumer deposits	19	85,109,070	79,589,229	85,109,070	79,589,229
Unspent conditional grants and receipts	20	291,314,078	170,460,191	291,314,078	170,460,191
Provisions	21	6,876,719	4,396,719	6,876,719	4,396,719
		928,844,582	**852,681,749**	**928,844,582**	**852,653,616**
Non-Current Liabilities					
Other financial liabilities	14	496,828,777	540,418,309	496,828,777	540,418,309
Finance lease obligation	15	569,098	907,103	569,098	907,103
Retirement benefit obligation	22	559,848,366	480,277,982	559,848,366	480,277,982
Provisions	21	61,002,002	55,456,365	61,002,002	55,456,365
		1,118,248,243	**1,077,059,759**	**1,118,248,243**	**1,077,059,759**
Total Liabilities		**2,047,092,825**	**1,929,741,508**	**2,047,092,825**	**1,929,713,375**
Net Assets		**7,249,437,839**	**7,155,786,633**	**7,248,565,681**	**7,154,622,409**
Net Assets					
Share capital / contributions from owners	54	100	100	-	-
Reserves					
Housing development fund	23	51,542,986	49,902,967	51,542,986	49,902,967
Accumulated surplus		7,197,894,753	7,105,883,566	7,197,022,695	7,104,719,442
Total Net Assets		**7,249,437,839**	**7,155,786,633**	**7,248,565,681**	**7,154,622,409**

CITY OF CHOICE
PIETERMARITZBURG
MSUNDUZI

Statement of Financial Performance

		Economic entity		Controlling entity	
Figures in Rand	**Note(s)**	**2014**	**2013 Restated***	**2014**	**2013 Restated***
Revenue					
Revenue from exchange transactions					
Service charges	26	2,073,501,239	1,982,478,509	2,073,501,239	1,982,478,509
Rental received	27	21,571,598	20,896,190	21,571,598	20,896,190
Fees from agency services	28	669,269	732,726	669,269	732,726
Licences and permits	29	81,004	59,002	81,004	59,002
Other revenue	30	115,545,156	60,557,695	115,512,631	60,552,735
Interest received - external investment	31	43,342,612	34,328,183	43,302,650	34,283,812
Interest received - trade and other receivables	31	53,055,390	82,051,046	53,055,390	82,051,046
Total revenue from exchange transactions		**2,307,766,268**	**2,181,103,351**	**2,307,693,781**	**2,181,054,020**
Revenue from non-exchange transactions					
Taxation revenue					
Property rates	32	602,953,620	585,863,903	602,953,620	585,863,903
Property rates - penalties imposed	32	22,673,588	39,595,547	22,673,588	39,595,547
Transfer revenue					
Government grants and subsidies	33	694,304,613	566,469,707	694,304,613	566,469,707
Fines	34	102,750,783	8,371,286	102,750,783	8,371,286
Total revenue from non-exchange transactions		**1,422,682,604**	**1,200,300,443**	**1,422,682,604**	**1,200,300,443**
Total revenue	**25**	**3,730,448,872**	**3,381,403,794**	**3,730,376,385**	**3,381,354,463**
Expenditure					
Employee related costs	35	(744,988,068)	(686,988,222)	(741,537,216)	(684,336,568)
Remuneration of councillors	36	(37,099,641)	(33,421,534)	(37,099,641)	(33,421,534)
Conditional grant expenditure	37	(87,412,313)	(55,628,591)	(87,412,313)	(55,628,591)
Depreciation and amortisation	38	(452,697,098)	(229,064,031)	(452,670,172)	(229,011,118)
Impairment of assets	39	(662,051)	(8,141,512)	(662,051)	(8,141,512)
Finance costs	40	(67,174,144)	(70,966,061)	(67,174,144)	(70,966,061)
Debt impairment	41	(112,679,217)	(217,793,936)	(112,679,217)	(217,793,936)
Collection costs	42	(15,372,628)	(4,615,653)	(15,372,628)	(4,615,653)
Repairs and maintenance	43	(139,222,476)	(98,089,583)	(139,059,872)	(97,782,621)
Bulk purchases	44	(1,453,402,187)	(1,373,240,526)	(1,453,402,187)	(1,373,240,526)
Contracted services	45	(21,066,261)	(17,769,190)	(21,066,261)	(17,769,190)
Grants and subsidies paid	46	(218,284)	(216,480)	(4,428,810)	(4,163,848)
General expenses	47	(467,293,415)	(479,902,288)	(466,358,718)	(478,896,019)
Total expenditure		**(3,599,287,783)**	**(3,275,837,607)**	**(3,598,923,230)**	**(3,275,767,177)**
Operating surplus		131,161,089	105,566,187	131,453,155	105,587,286
Gain on disposal of assets	49	(395,853)	(1,777,973)	(395,853)	(1,777,973)
Loss on donated assets	50	102,597	(1,341,657)	102,597	(1,341,657)
Loss on biological assets and agricultural produce	51	(5,438,627)	-	(5,438,627)	-
Loss on sale of movable assets	52	(6,456,578)	(613,184)	(6,456,578)	(613,184)
		(12,188,461)	**(3,732,814)**	**(12,188,461)**	**(3,732,814)**
Surplus before taxation		**118,972,628**	**101,833,373**	**119,264,694**	**101,854,472**
Taxation		-	(17,527)	-	-
Surplus for the year		**118,972,628**	**101,850,900**	**119,264,694**	**101,854,472**

CITY OF CHOICE
PIETERMARITZBURG
MSUNDUZI

Statement of Changes in Net Assets

Figures in Rand	Share capital / contributions from owners	Housing development fund	Accumulated surplus	Total net assets
Economic entity				
Restated balance at 01 July 2012	-	55,525,904	7,003,818,834	7,059,344,738
Effects of prior period error	-	-	**(136,946,065)**	**(136,946,065)**
Net income (losses) recognised directly in net assets	-	-	(136,946,065)	(136,946,065)
Restated Surplus / Defict for the year	-	-	93,607,455	93,607,455
Total recognised income and expenses for the year	-	-	(43,338,610)	(43,338,610)
Donated contributed PPE	-	-	44,975	44,975
Adjustments	-	-	4,459,919	4,459,919
Surplus from HDF	-	-	101,310	101,310
Adjustment to heritage assets	-	-	140,797,138	140,797,138
Transfer to HDF	-	(5,622,937)	-	(5,622,937)
Total changes	**-**	**(5,622,937)**	**102,064,732**	**96,441,795**
Restated balance at 01 July 2013	**-**	**49,902,967**	**7,105,883,559**	**7,155,786,526**
Adjustments	-	-	(37,850,988)	(37,850,988)
Effects of prior period error	-	-	13,540,593	13,540,593
Asset adjustments to investment property and property plant and equipment	-	-	(2,844,039)	(2,844,039)
Transfer to HDF	-	1,640,019	-	1,640,019
Net income (losses) recognised directly in net assets	-	1,640,019	(27,154,434)	(25,514,415)
Surplus / Deficit for the year	-	-	118,972,628	118,972,628
Total recognised income and expenses for the year	-	1,640,019	91,818,194	93,458,213
Surplus from HDF	-	-	193,000	193,000
Total changes	-	1,640,019	92,011,194	93,651,213
Balance at 30 June 2014	**-**	**51,542,986**	**7,197,894,753**	**7,249,437,739**
Note(s)	54	23		
Restated balance at 01 July 2012	**-**	**55,525,904**	**6,865,705,074**	**6,921,230,978**
Restated surplus / deficit for the year	-	-	93,611,026	93,611,026
Donated/contributed property plant and equipment	-	-	44,975	44,975
Adjustments	-	-	4,459,919	4,459,919
Surplus from HDF	-	-	101,310	101,310
Adjustments to heritage assets	-	-	140,797,138	140,797,138
Transfer to HDF	-	(5,622,937)	-	(5,622,937)
Total changes	**-**	**(5,622,937)**	**239,014,368**	**233,391,431**

CITY OF CHOICE
PIETERMARITZBURG
MSUNDUZI

Restated balance at 01 July 2013	**-**	**49,902,967**	**7,104,719,441**	**7,154,622,408**
Adjustments	-	-	(37,850,989)	(37,850,989)
Effect of prior period error	-	-	13,540,592	13,540,592
Asset adjustments to investment property and property plant and equipment	-	-	(2,844,043)	(2,844,043)
Transfer to HDF	-	1,640,019	-	1,640,019
Net income (losses) recognised directly in net assets	-	1,640,019	(27,154,440)	(25,514,421)
Surplus for the year	-	-	119,264,694	119,264,694
Total recognised income and expenses for the year	-	1,640,019	92,110,254	93,750,273
Surplus from HDF	-	-	193,000	193,000
Total changes	**-**	**1,640,019**	**92,303,254**	**93,943,273**
Balance at 30 June 2014	**-**	**51,542,986**	**7,197,022,695**	**7,248,565,681**
Note(s)	54	23		

CITY OF CHOICE
PIETERMARITZBURG
MSUNDUZI

Cash Flow Statement

		Economic entity		Controlling entity	
Figures in Rand	**Note(s)**	**2014**	**2013 Restated***	**2014**	**2013 Restated***
Cash flows from operating activities					
Receipts					
Sale of goods and services		2 826 745 632	2 467 168 756	2 827 034 514	2 467 132 517
Government grants and subsidies		694 304 614	566 469 707	694 304 614	566 469 707
Interest income		96 358 040	116 334 858	96 358 040	116 334 858
		3 617 408 286	3 149 973 321	3 617 697 168	3 149 937 082
Payments					
Employee costs		(741 537 217)	(684 336 568)	(741 537 217)	(684 336 568)
Suppliers		(2 273 608 352)	(1 895 267 156)	(2 273 608 352)	(1 895 267 156)
Finance costs		(67 187 110)	(70 966 212)	(67 174 144)	(70 966 061)
Taxation paid		(3)	(108 075)	-	-
		(3 082 332 682)	(2 650 678 011)	(3 082 319 713)	(2 650 569 785)
Net cash flows from operating activities	**53**	**535 075 604**	**499 295 310**	**535 377 455**	**499 367 297**
Cash flows from investing activities					
Purchase of property, plant and equipment	**8**	(184 368 495)	(81 108 615)	(184 234 581)	(81 108 615)
Proceeds from sale of property, plant and equipment	**8**	9,191,019	17,824,210	9,191,019	17,824,210
Movement in other financial assets	**10**	(816,273)	(570,180)	(816,273)	(570,180)
Non cash movement in fixed assets	**10**	(18 993 023)	10 216 225	(18 993 023)	10 216 225
Short term investment	**9**	(1 000 813)	(645 089)	(1 000 813)	(645 089)
Capital work in progress	**9**	(166 627 706)	(180 518 768)	(166 627 706)	(180 518 768)
Purchase of intangible assets	**9**	(737 085)	(56 793)	(737 085)	(56 793)
Purchases of heritage assets	**11**	(103 444)	(140 191 240)	(103 444)	(140 191 240)
Purchase of biological assets	**12**	(8 604 786)	-	(8 604 786)	-
Purchase of investment properties		(12 203 000)	-	(12 203 000)	-
Net cash flows from investing activities		**(384 263 606)**	**(375 050 250)**	**(384 129 692)**	**(375 050 250)**
Cash flows from financing activities					
Repayment of borrowings		(47 562 633)	(35 805 612)	(47 562 633)	(35 805 612)
Movement in consumer deposits		5 519 841	7 941 537	5 519 841	7 941 537
Net cash flows from financing activities		(42 042 792)	(27 864 075)	(42 042 792)	(27 864 075)
Net increase/(decrease) in cash and cash equivalents		108 769 205	96 380 991	109 204 971	96 452 972
Cash and cash equivalents at the beginning of the year		719 173 502	622 792 510	718 068 292	621 615 320
Cash and cash equivalents at the end of the year	**6**	827 942 707	719 173 501	827 273 263	718 068 292
Net cash flows from financing activities		**(42,039,792)**	**(27,864,075)**	**(42,039,792)**	**(27,864,075)**
Net increase/(decrease) in cash and cash equivalents		**108,769,205**	**96,380,991**	**109,204,971**	**96,452,972**
Cash and cash equivalents at the beginning of the year		719,173,502	622,792,510	718,068,292	621,615,320
Cash and cash equivalents at the end of the year	**6**	**827,942,707**	**719,173,501**	**827,273,263**	**718,068,292**

CITY OF CHOICE
PIETERMARITZBURG
MSUNDUZI

Statement of Comparison of Budget and Actual Amounts

Budget on Cash Basis

Figures in Rand	Approved budget	Adjustments	Final Budget	Actual amounts on comparable basis	Difference between final budget and actual	Reference
Economic entity						
Statement of Financial Performance						
Revenue						
Revenue from exchange transactions						
Service charges	2,147,016,336	(42,351,040)	**2,104,665,296**	2,073,501,239	**(31,164,057)**	
Rental received	20,254,999	2,285,958	**22,540,957**	21,571,598	**(969,359)**	
Fees from agency services	586,000	-	**586,000**	669,269	**83,269**	
Licences and permits	48,000	-	**48,000**	81,004	**33,004**	
Other revenue	48,011,199	1,708,165	**49,719,364**	115,512,631	**65,793,267**	
Interest received - external investment	27,029,000	-	**27,029,000**	43,302,650	**16,273,650**	
Interest received - trade and other receivables	1,254,834	-	**1,254,834**	53,055,390	**51,800,556**	
Total revenue from exchange transactions	**2,244,200,368**	**(38,356,917)**	**2,205,843,451**	**2,307,693,781**	**101,850,330**	
Revenue from non-exchange transactions						
Taxation revenue						
Property rates	607,308,000	-	**607,308,000**	602,953,620	**(4,354,380)**	
Property rates - penalties imposed	37,363,000	-	**37,363,000**	22,673,588	**(14,689,412)**	
Government grants & subsidies	766,983,000	81,377,119	**848,360,119**	694,304,613	**(154,055,506)**	
Transfer revenue						
Fines	3,634,000	7,908,613	**11,542,613**	102,750,783	**91,208,170**	
Total revenue from non-exchange transactions	**1,415,288,000**	**89,285,732**	**1,504,573,732**	**1,422,682,604**	**(81,891,128)**	
Total revenue	**3,659,488,368**	**50,928,815**	**3,710,417,183**	**3,730,376,385**	**19,959,202**	
Expenditure						
Employee related costs	(779,766,001)	17,222,767	**(762,543,234)**	(741,537,216)	**21,006,018**	
Remuneration of councillors	(36,419,001)	(110,000)	**(36,529,001)**	(37,099,641)	**(570,640)**	
Conditional grant expenditure	(26,000,000)	(58,989,671)	**(84,989,671)**	(87,412,313)	**(2,422,642)**	
Depreciation and amortisation	(222,212,002)	-	**(222,212,002)**	(452,670,169)	**(230,458,167)**	
Impairment of assets	-	-	**-**	(662,051)	**(662,051)**	
Finance costs	(66,872,099)	456,091	**(66,416,008)**	(67,174,144)	**(758,136)**	
Debt impairment	(137,509,745)	-	**(137,509,745)**	(112,679,217)	**24,830,528**	
Collection costs	(3,102,000)	(12,304,075)	**(15,406,075)**	(15,372,628)	**33,447**	
Repairs and maintenance	(94,392,227)	(53,876,751)	**(148,268,978)**	(139,059,872)	**9,209,106**	
Bulk purchases	(1,493,889,895)	13,047,758	**(1,480,842,137)**	(1,453,402,187)	**27,439,950**	
Contracted Services	(19,191,841)	(1,874,734)	**(21,066,575)**	(21,066,262)	**313**	
Grants and subsidies paid	(5,027,304)	-	**(5,027,304)**	(4,428,810)	**598,494**	
General expenses	(723,651,251)	45,499,800	**(678,151,451)**	(466,358,720)	**211,792,731**	
Total expenditure	**(3,608,033,366)**	**(50,928,815)**	**(3,658,962,181)**	**(3,598,923,230)**	**60,038,951**	
Operating surplus	51,455,002	-	**51,455,002**	131,453,155	**79,998,153**	
Gain or loss on disposal of assets	15,131,000	-	**15,131,000**	(395,853)	**(15,526,853)**	
Gain or loss on donated assets	-	-	**-**	102,597	**102,597**	
Loss on immovable assets	-	-	**-**	(5,438,627)	**(5,438,627)**	

CITY OF CHOICE
PIETERMARITZBURG
MSUNDUZI

Budget on Cash Basis

Figures in Rand	Approved budget	Adjustments	Final Budget	Actual amounts on comparable basis	Difference between final budget and actual	Reference
Loss on movable assets	-	-	-	(6,456,578)	**(6,456,578)**	
	15,131,000	**-**	**15,131,000**	**(12,188,461)**	**(27,319,461)**	
Surplus before taxation	**66,586,002**	**-**	**66,586,002**	**119,264,694**	**52,678,692**	
Actual Amount on Comparable Basis as Presented in the Budget and Actual Comparative Statement	**66,586,002**	**-**	**66,586,002**	**119,264,694**	**52,678,692**	
Statement of Financial Position						
Assets						
Current Assets						
Inventories	56,566,739	679,727,280	**736,294,019**	743,239,027	**6,945,008**	
Other financial assets	-	-	-	46,081	**46,081**	
Receivables from non-exchange transactions	7,354,451	117,157,542	**124,511,993**	403,194,000	**278,682,007**	
Trade and other receivables from exchange transactions	690,704,000	(7,994,169)	**682,709,831**	667,396,506	**(15,313,325)**	
Short term investment	-	-	-	6,901,834	**6,901,834**	
Cash and cash equivalents	648,868,441	218,010,752	**866,879,193**	827,273,263	**(39,605,930)**	
	1,403,493,631	**1,006,901,405**	**2,410,395,036**	**2,648,050,711**	**237,655,675**	
Non-Current Assets						
Biological assets	-	-	-	46,520,046	**46,520,046**	
Investment property	-	-	-	356,913,816	**356,913,816**	
Property, plant and equipment	6,568,313,325	255,866,399	**6,824,179,724**	6,054,916,230	**(769,263,494)**	
Intangible assets	-	-	-	2,097,543	**2,097,543**	
Heritage assets	-	-	-	177,572,480	**177,572,480**	
Other financial assets	419,391,172	(410,757,801)	**8,633,371**	9,587,680	**954,309**	
	6,987,704,497	**(154,891,402)**	**6,832,813,095**	**6,647,607,795**	**(185,205,300)**	
Total Assets	**8,391,198,128**	**852,010,003**	**9,243,208,131**	**9,295,658,506**	**52,450,375**	
Liabilities						
Current Liabilities						
Other financial liabilities	38,029,973	(38,029,973)	-	42,690,655	**42,690,655**	
Finance lease obligation	-	-	-	338,004	**338,004**	
Payables from exchange transactions	618,107,418	160,956,231	**779,063,649**	453,062,865	**(326,000,784)**	
VAT payable	-	-	-	49,453,190	**49,453,190**	
Consumer deposits	73,940,746	9,561,255	**83,502,001**	85,109,070	**1,607,069**	
Unspent conditional grants and receipts	-	-	-	291,314,078	**291,314,078**	
Provisions	-	3,714,230	**3,714,230**	6,876,719	**3,162,489**	
	730,078,137	**136,201,743**	**866,279,880**	**928,844,581**	**62,564,701**	
Non-Current Liabilities						
Other financial liabilities	573,000,000	(8,964,739)	**564,035,261**	496,828,777	**(67,206,484)**	
Finance lease obligation	-	-	-	569,098	**569,098**	
Retirement benefit obligation	-	-	-	559,848,366	**559,848,366**	
Provisions	-	535,734,347	**535,734,347**	61,002,002	**(474,732,345)**	
	573,000,000	526,769,608	**1,099,769,608**	1,118,248,243	**18,478,635**	
Total Liabilities	**1,303,078,137**	**662,971,351**	**1,966,049,488**	**2,047,092,824**	**81,043,336**	
Net Assets	**7,088,119,991**	**189,038,652**	**7,277,158,643**	**7,248,565,682**	**(28,592,961)**	

CITY OF CHOICE
PIETERMARITZBURG
MSUNDUZI

Budget on Cash Basis

Figures in Rand	Approved budget	Adjustments	Final Budget	Actual amounts on comparable basis	Difference between final budget and actual	Reference
Net Assets						
Net Assets Attributable to Owners of Controlling Entity						
Reserves						
Housing development fund	56,080,579	(18,871,375)	**37,209,204**	51,542,986	**14,333,782**	
Accumulated surplus	7,032,039,412	207,910,027	**7,239,949,439**	7,197,022,696	**(42,926,743)**	
Total Net Assets	**7,088,119,991**	**189,038,652**	**7,277,158,643**	**7,248,565,682**	**(28,592,961)**	
Cash Flow Statement						
Cash flows from operating activities						
Receipts						
Sale of goods and services	2,466,204,000	374,450,000	**2,840,654,000**	2,833,940,581	**(6,713,419)**	
Government grants and subsidies	767,006,000	40,682,000	**807,688,000**	694,304,614	**(113,383,386)**	
Interest income	27,029,000	-	**27,029,000**	96,358,040	**69,329,040**	
	3,260,239,000	**415,132,000**	**3,675,371,000**	**3,624,603,235**	**(50,767,765)**	
Payments						
Employee costs	-	-	-	(741,537,216)	**(741,537,216)**	
Suppliers	(2,795,550,000)	42,351,000	**(2,753,199,000)**	(2,207,583,126)	**545,615,874**	
Finance costs	(64,600,000)	-	**(64,600,000)**	(67,174,144)	**(2,574,144)**	
Transfers and grants	(5,027,000)	-	**(5,027,000)**	-	**5,027,000**	
	(2,865,177,000)	**42,351,000**	**(2,822,826,000)**	**(3,016,294,486)**	**(193,468,486)**	
Net cash flows from operating activities	**395,062,000**	**457,483,000**	**852,545,000**	**608,308,749**	**(244,236,251)**	
Cash flows from investing activities						
Purchase of property, plant and equipment	(285,394,000)	(96,063,000)	**(381,457,000)**	(184,234,581)	**197,222,419**	
Proceeds from sale of property, plant and equipment	-	-	-	9,191,019	**9,191,019**	
Movement in other financial assets	(422,000)	-	**(422,000)**	(816,273)	**(394,273)**	
Non cash movement in fixed assets	-	-	-	(91,927,317)	**(91,927,317)**	
Short term investment	(3,000)	-	**(3,000)**	(1,000,813)	**(997,813)**	
Capital work in progress	-	-	-	(166,627,706)	**(166,627,706)**	
Proceeds from sale of other intangible assets	-	-	-	(737,085)	**(737,085)**	
Purchases of heritage assets	-	-	-	(103,444)	**(103,444)**	
Purchase of biological assets	-	-	-	(8,604,786)	**(8,604,786)**	
Purchase of investment properties	-	-	-	(12,203,000)	**(12,203,000)**	
Net cash flows from investing activities	**(285,819,000)**	**(96,063,000)**	**(381,882,000)**	**(457,063,986)**	**(75,181,986)**	
Cash flows from financing activities						
Repayment of borrowings	(45,175,000)	-	**(45,175,000)**	(47,562,633)	**(2,387,633)**	
Movement in consumer deposits	3,722,000	-	**3,722,000**	5,522,841	**1,800,841**	
Net cash flows from financing activities	**(41,453,000)**	**-**	**(41,453,000)**	**(42,039,792)**	**(586,792)**	
Net increase/(decrease) in cash and cash equivalents	67,790,000	361,420,000	**429,210,000**	109,204,971	**(320,005,029)**	

CITY OF CHOICE
PIETERMARITZBURG
MSUNDUZI

Budget on Cash Basis

Figures in Rand	Approved budget	Adjustments	Final Budget	Actual amounts on comparable basis	Difference between final budget and actual	Reference
Cash and cash equivalents at the beginning of the year	830,762,000	-	**830,762,000**	718,068,292	**(112,693,708)**	
Cash and cash equivalents at the end of the year	898,552,000	361,420,000	**1,259,972,000**	827,273,263	**(432,698,737)**	
Controlling entity						
Statement of Financial Performance						
Revenue						
Revenue from exchange transactions						
Service charges	2,147,016,336	(42,351,040)	**2,104,665,296**	2,073,501,239	**(31,164,057)**	
Rental received	20,254,999	2,285,958	**22,540,957**	21,571,598	**(969,359)**	
Income from agency services	586,000	-	**586,000**	669,269	**83,269**	
Licences and permits	48,000	-	**48,000**	81,004	**33,004**	
Other revenue	48,011,199	1,708,165	**49,719,364**	115,512,631	**65,793,267**	
Interest received - investment	27,029,000	-	**27,029,000**	43,302,650	**16,273,650**	
Interest received - trade and other receivables	1,254,834	-	**1,254,834**	53,055,390	**51,800,556**	
Total revenue from exchange transactions	**2,244,200,368**	**(38,356,917)**	**2,205,843,451**	**2,307,693,781**	**101,850,330**	
Revenue from non-exchange transactions						
Taxation revenue						
Property rates	607,308,000	-	**607,308,000**	602,953,620	**(4,354,380)**	
Property rates - penalties imposed	37,363,000	-	**37,363,000**	22,673,588	**(14,689,412)**	
Government grants & subsidies	766,983,000	81,377,119	**848,360,119**	694,304,613	**(154,055,506)**	
Transfer revenue						
Fines	3,634,000	7,908,613	**11,542,613**	102,750,783	**91,208,170**	
Total revenue from non-exchange transactions	**1,415,288,000**	**89,285,732**	**1,504,573,732**	**1,422,682,604**	**(81,891,128)**	
Total revenue	**3,659,488,368**	**50,928,815**	**3,710,417,183**	**3,730,376,385**	**19,959,202**	
Expenditure						
Personnel	(779,766,001)	17,222,767	**(762,543,234)**	(741,537,216)	**21,006,018**	
Remuneration of councillors	(36,419,001)	(110,000)	**(36,529,001)**	(37,099,641)	**(570,640)**	
Transfer payments	(26,000,000)	(58,989,671)	**(84,989,671)**	(87,412,313)	**(2,422,642)**	
Depreciation and amortisation	(222,212,002)	-	**(222,212,002)**	(452,670,172)	**(230,458,170)**	
Impairment loss/ Reversal of impairments	-	-	**-**	(662,051)	**(662,051)**	
Finance costs	(66,872,099)	456,091	**(66,416,008)**	(67,174,144)	**(758,136)**	
Debt impairment	(137,509,745)	-	**(137,509,745)**	(112,679,217)	**24,830,528**	
Collection costs	(3,102,000)	(12,304,075)	**(15,406,075)**	(15,372,628)	**33,447**	
Repairs and maintenance	(94,392,227)	(53,876,751)	**(148,268,978)**	(139,059,872)	**9,209,106**	
Bulk purchases	(1,493,889,895)	13,047,758	**(1,480,842,137)**	(1,453,402,187)	**27,439,950**	
Contracted Services	(19,191,841)	(1,874,734)	**(21,066,575)**	(21,066,262)	**313**	
Grants and subsidies paid	(5,027,304)	-	**(5,027,304)**	(4,428,810)	**598,494**	
General Expenses	(723,651,251)	45,499,800	**(678,151,451)**	(466,358,720)	**211,792,731**	
Total expenditure	**(3,608,033,366)**	**(50,928,815)**	**(3,658,962,181)**	**(3,598,923,233)**	**60,038,948**	

CITY OF CHOICE
PIETERMARITZBURG
MSUNDUZI

Budget on Cash Basis

Figures in Rand	Approved budget	Adjustments	Final Budget	Actual amounts on comparable basis	Difference between final budget and actual	Reference
Operating surplus	51,455,002	-	**51,455,002**	131,453,152	**79,998,150**	
Gain or loss on disposal of assets	15,131,000	-	**15,131,000**	(395,853)	**(15,526,853)**	
Gain or loss on donated assets	-	-	-	102,597	**102,597**	
Loss on immovable assets	-	-	-	(5,438,627)	**(5,438,627)**	
Loss on moveable assets	-	-	-	(6,456,578)	**(6,456,578)**	
	15,131,000	-	**15,131,000**	**(12,188,461)**	**(27,319,461)**	
Surplus before taxation	**66,586,002**	-	**66,586,002**	**119,264,691**	**52,678,689**	
Actual Amount on Comparable Basis as Presented in the Budget and Actual Comparative Statement	**66,586,002**	-	**66,586,002**	**119,264,691**	**52,678,689**	
Reconciliation						
Statement of Financial Position						
Assets						
Current Assets						
Inventories	56,566,739	679,727,280	**736,294,019**	743,239,027	**6,945,008**	
Other financial assets	-	-	-	46,081	**46,081**	
Receivables from non-exchange transactions	7,354,451	117,157,542	**124,511,993**	403,194,000	**278,682,007**	
Trade and receivable from exchange transactions	690,704,000	(7,994,169)	**682,709,831**	667,396,506	**(15,313,325)**	
Short term investment	-	-	-	6,901,834	**6,901,834**	
Cash and cash equivalents	648,868,441	218,010,752	**866,879,193**	827,273,263	**(39,605,930)**	
	1,403,493,631	**1,006,901,405**	**2,410,395,036**	**2,648,050,711**	**237,655,675**	
Non-Current Assets						
Biological assets	-	-	-	46,520,046	**46,520,046**	
Investment property	-	-	-	356,913,816	**356,913,816**	
Property, plant and equipment	6,568,313,325	255,866,399	**6,824,179,724**	6,054,916,230	**(769,263,494)**	
Intangible assets	-	-	-	2,097,543	**2,097,543**	
Heritage assets	-	-	-	177,572,480	**177,572,480**	
Other financial assets	419,391,172	(410,757,801)	**8,633,371**	9,587,680	**954,309**	
	6,987,704,497	**(154,891,402)**	**6,832,813,095**	**6,647,607,795**	**(185,205,300)**	
Total Assets	**8,391,198,128**	**852,010,003**	**9,243,208,131**	**9,295,658,506**	**52,450,375**	
Liabilities						
Current Liabilities						
Other financial liabilities	38,029,973	(38,029,973)	-	42,690,655	**42,690,655**	
Finance lease obligation	-	-	-	338,004	**338,004**	
Payables from exchange transactions	618,107,418	160,956,231	**779,063,649**	453,062,865	**(326,000,784)**	
VAT payable	-	-	-	49,453,190	**49,453,190**	
Consumer deposits	73,940,746	9,561,255	**83,502,001**	85,109,070	**1,607,069**	
Unspent conditional grants and receipts	-	-	-	291,314,078	**291,314,078**	
Provisions	-	3,714,230	**3,714,230**	6,876,719	**3,162,489**	
	730,078,137	**136,201,743**	**866,279,880**	**928,844,581**	**62,564,701**	

CITY OF CHOICE
PIETERMARITZBURG
MSUNDUZI

Budget on Cash Basis

Figures in Rand	Approved budget	Adjustments	Final Budget	Actual amounts on comparable basis	Difference between final budget and actual	Reference
Non-Current Liabilities						
Other financial liabilities	573,000,000	(8,964,739)	**564,035,261**	496,828,777	**(67,206,484)**	
Finance lease obligation	-	-	**-**	569,098	**569,098**	
Retirement benefit obligation	-	-	**-**	559,848,366	**559,848,366**	
Provisions	-	535,734,347	**535,734,347**	61,002,002	**(474,732,345)**	
	573,000,000	**526,769,608**	**1,099,769,608**	**1,118,248,243**	**18,478,635**	
Total Liabilities	**1,303,078,137**	**662,971,351**	**1,966,049,488**	**2,047,092,824**	**81,043,336**	
Net Assets	**7,088,119,991**	**189,038,652**	**7,277,158,643**	**7,248,565,682**	**(28,592,961)**	
Net Assets						
Net Assets Attributable to Owners of Controlling Entity						
Reserves						
Housing development reserve	56,080,579	(18,871,375)	**37,209,204**	51,542,986	**14,333,782**	
Accumulated surplus	7,032,039,412	207,910,027	**7,239,949,439**	7,197,022,696	**(42,926,743)**	
Total Net Assets	**7,088,119,991**	**189,038,652**	**7,277,158,643**	**7,248,565,682**	**(28,592,961)**	
Cash Flow Statement						
Cash flows from operating activities						
Receipts						
Sale of goods and services	2,466,204,000	374,450,000	**2,840,654,000**	2,833,940,581	**(6,713,419)**	
Government grants and subsidies	767,006,000	40,682,000	**807,688,000**	694,304,614	**(113,383,386)**	
Interest income	27,029,000	-	**27,029,000**	96,358,040	**69,329,040**	
	3,260,239,000	**415,132,000**	**3,675,371,000**	**3,624,603,235**	**(50,767,765)**	
Payments						
Employee costs	-	-	**-**	(741,537,216)	**(741,537,216)**	
Suppliers	(2,795,550,000)	42,351,000	**(2,753,199,000)**	(2,207,583,126)	**545,615,874**	
Finance costs	(64,600,000)	-	**(64,600,000)**	(67,174,144)	**(2,574,144)**	
Transfer and grants	(5,027,000)	-	**(5,027,000)**	-	**5,027,000**	
	(2,865,177,000)	**42,351,000**	**(2,822,826,000)**	**(3,016,294,486)**	**(193,468,486)**	
Net cash flows from operating activities	**395,062,000**	**457,483,000**	**852,545,000**	**608,308,749**	**(244,236,251)**	
Cash flows from investing activities						
Purchase of property, plant and equipment	(285,394,000)	(96,063,000)	**(381,457,000)**	(372,510,602)	**8,946,398**	
Proceeds from sale of property, plant and equipment	-	-	**-**	9,191,019	**9,191,019**	
Net cash movement in fixed assests	-	-	**-**	(91,927,317)	**(91,927,317)**	
Short term investment	(3,000)	-	**(3,000)**	(1,000,813)	**(997,813)**	
Movement in other financial assets	(422,000)	-	**(422,000)**	(816,273)	**(394,273)**	
Net cash flows from investing activities	**(285,819,000)**	**(96,063,000)**	**(381,882,000)**	**(457,063,986)**	**(75,181,986)**	

CITY OF CHOICE
PIETERMARITZBURG
MSUNDUZI

Budget on Cash Basis

Figures in Rand	Approved budget	Adjustments	Final Budget	Actual amounts on comparable basis	Difference between final budget and actual	Reference
Cash flows from financing activities						
Repayment of borrowings	(45,175,000)	-	**(45,175,000)**	(47,562,633)	**(2,387,633)**	
Movement in consumer deposits	3,722,000	-	**3,722,000**	5,522,841	**1,800,841**	
Net cash flows from financing activities	**(41,453,000)**	**-**	**(41,453,000)**	**(42,039,792)**	**(586,792)**	
Net increase/(decrease) in cash and cash equivalents	**67,790,000**	**361,420,000**	**429,210,000**	**109,204,971**	**(320,005,029)**	
Cash and cash equivalents at the beginning of the year	**830,762,000**	**-**	**830,762,000**	**718,068,292**	**(112,693,708)**	
Cash and cash equivalents at the end of the year	**898,552,000**	**361,420,000**	**1,259,972,000**	**827,273,263**	**(432,698,737)**	
Reconciliation						

CITY OF CHOICE
PIETERMARITZBURG
MSUNDUZI

Appropriation Statement

Figures in Rand	Original budget	Budget adjustments (i.t.o. s28 and s31 of the MFMA)	Final adjustments budget	Shifting of funds (i.t.o. s31 of the MFMA)	Virement (i.t.o. council approved policy)	Final budget	Actual outcome	Unauthorised expenditure	Variance	Actual outcome as % of final budget	Actual outcome as % of original budget
Economic entity - 2014											
Financial Performance											
Property rates	607,308,000	-	607,308,000	-		607,308,000	625,627,208		18,319,208	103%	103%
Service charges	2,147,016,336	(42,351,040)	2,104,665,296	-		2,104,665,296	2,073,501,239		(31,164,057)	99%	97%
Investment revenue	28,283,834	-	28,283,834	-		28,283,834	96,358,040		68,074,206	341%	341%
Transfers recognised - operational	380,313,000	60,302,686	440,615,686	-		440,615,686	448,121,964		7,506,278	102%	118%
Other own revenue	125,028,000	11,902,736	136,930,736	-		136,930,736	240,947,305		104,016,569	176%	193%
Total revenue (excluding capital transfers and contributions)	**3,287,949,170**	**29,854,382**	**3,317,803,552**	**-**		**3,317,803,552**	**3,484,555,756**		**166,752,204**	**105%**	**106%**
Employee costs	(779,766,001)	(17,222,767)	(796,988,768)	-	-	(796,988,768)	(741,537,216)	-	55,451,552	93%	95%
Remuneration of councillors	(36,419,001)	(110,000)	(36,529,001)	-	-	(36,529,001)	(37,099,641)	-	(570,640)	102%	102%
Debt impairment	(137,509,745)	-	(137,509,745)			(137,509,745)	(112,679,217)	-	24,830,528	82%	82%
Depreciation and asset impairment	(222,212,002)	-	(222,212,002)			(222,212,002)	(250,135,909)	-	(27,923,907)	113%	113%
Finance charges	(66,872,099)	456,091	(66,416,008)	-	-	(66,416,008)	(67,174,144)	-	(758,136)	101%	100%
Materials and bulk purchases	(1,493,889,895)	13,047,758	(1,480,842,137)	-	-	(1,480,842,137)	(1,453,402,187)	-	27,439,950	98%	97%
Transfers and grants	(5,027,304)	-	(5,027,304)	-	-	(5,027,304)	(4,428,810)	-	598,494	88%	88%
Other expenditure	(866,337,319)	(81,545,629)	(947,882,948)	-	-	(947,882,948)	(735,208,814)	-	212,674,134	78%	85%
Total expenditure	**(3,608,033,366)**	**(85,374,547)**	**(3,693,407,913)**	**-**	**-**	**(3,693,407,913)**	**(3,401,665,938)**	**-**	**291,741,975**	**92%**	**94%**
Surplus/(Deficit)	**(320,084,196)**	**(55,520,165)**	**(375,604,361)**	**-**		**(375,604,361)**	**82,889,818**		**458,494,179**	**(22)%**	**(22)%**
Transfers recognised - capital	386,670,000	55,520,165	442,190,165	-		442,190,165	246,182,649		(196,007,516)	56%	64%
Contributions recognised - capital and contributed assets	**-**	**-**	**-**	**-**		**-**	**(209,807,773)**		**(209,807,773)**	**DIV/0%**	**DIV/0%**
Surplus (Deficit) after capital transfers and contributions	**66,585,804**	**-**	**66,585,804**	**-**		**66,585,804**	**119,264,694**		**52,678,890**	**179%**	**179%**
Surplus/(Deficit) for the year	**66,585,804**	**-**	**66,585,804**	**-**		**66,585,804**	**119,264,694**		**52,678,890**	**179%**	**179%**
Capital expenditure and funds sources											

Figures in Rand	Original budget	Budget adjustments (i.t.o. s28 and s31 of the MFMA)	Final adjustments budget	Shifting of funds (i.t.o. s31 of the MFMA)	Virement (i.t.o. council approved policy)	Final budget	Actual outcome	Unauthorised expenditure	Variance	Actual outcome as % of final budget	Actual outcome as % of original budget
Cash flows											
Net cash from (used) operating	-	-	-	-		-	608,308,749		608,308,749	DIV/0%	DIV/0%
Net cash from (used) investing	-	-	-	-		-	(457,063,986)		(457,063,986)	DIV/0%	DIV/0%
Net cash from (used) financing	-	-	-	-		-	(42,039,792)		(42,039,792)	DIV/0%	DIV/0%
Net increase/(decrease) in cash and cash equivalents	**-**	**-**	**-**	**-**		**-**	**109,204,971**		**109,204,971**	**DIV/0%**	**DIV/0%**
Cash and cash equivalents at the beginning of the year	-	-	-	-		-	718,068,292		718,068,292	DIV/0%	DIV/0%
Cash and cash equivalents at year end	**-**	**-**	**-**	**-**		**-**	**827,273,263**		**827,273,263**	DIV/0%	DIV/0%

Figures in Rand	Reported unauthorised expenditure	Expenditure authorised in terms of section 32 of MFMA	Balance to be recovered	Restated audited outcome
Economic entity - 2013				
Financial Performance				
Property rates				625,459,450
Service charges				1,982,478,509
Investment revenue				116,334,858
Transfers recognised - operational				395,621,840
Other own revenue				90,611,939
Total revenue (excluding capital transfers and contributions)				**3,210,506,596**
Employee costs	-	-	-	(684,336,568)
Remuneration of councillors	-	-	-	(33,421,534)
Debt impairment	-	-	-	(217,793,936)
Depreciation and asset impairment	-	-	-	(237,152,630)
Finance charges	-	-	-	(70,966,061)
Materials and bulk purchases	-	-	-	(1,373,240,526)
Transfers and grants	-	-	-	(4,163,848)
Other expenditure	-	-	-	(658,424,888)
Total expenditure	**-**	**-**	**-**	**(3,279,499,991)**
Surplus/(Deficit)				**(68,993,395)**
Transfers recognised - capital				170,847,866
Surplus (Deficit) after capital transfers and contributions				101,854,471
Taxation				-
Surplus/(Deficit) for the year				**101,854,471**
Cash flows				
Net cash from (used) operating				499,367,297
Net cash from (used) investing				(375,050,250)
Net cash from (used) financing				(27,864,075)
Net increase/(decrease) in cash and cash equivalents				**96,452,972**
Cash and cash equivalents at the beginning of the year				621,615,314
Cash and cash equivalents at year end				**718,068,286**

CITY OF CHOICE
PIETERMARITZBURG
MSUNDUZI

Figures in Rand	Original budget	Budget adjustments (i.t.o. s28 and s31 of the MFMA)	Final adjustments budget	Shifting of funds (i.t.o. s31 of the MFMA)	Virement (i.t.o. council approved policy)	Final budget	Actual outcome	Unauthorised expenditure	Variance	Actual outcome as % of final budget	Actual outcome as % of original budget
Controlling entity - 2014											
Financial Performance											
Property rates	607,308,000	-	607,308,000	-		607,308,000	625,627,208		18,319,208	103%	103%
Service charges	2,147,016,336	(42,351,040)	2,104,665,296	-		2,104,665,296	2,073,501,239		(31,164,057)	99%	97%
Investment revenue	28,283,834	-	28,283,834	-		28,283,834	96,358,040		68,074,206	341%	341%
Transfers recognised - operational	380,313,000	60,302,686	440,615,686	-		440,615,686	448,121,964		7,506,278	102%	118%
Other own revenue	125,028,000	11,902,736	136,930,736	-		136,930,736	240,687,882		103,757,146	176%	193%
Total revenue (excluding capital transfers and contributions)	**3,287,949,170**	**29,854,382**	**3,317,803,552**	**-**		**3,317,803,552**	**3,484,296,333**		**166,492,781**	**105%**	**106%**
Employee costs	(779,766,001)	(17,222,767)	(796,988,768)	-	-	(796,988,768)	(741,537,216)	-	55,451,552	93%	95%
Remuneration of councillors	(36,419,001)	(110,000)	(36,529,001)	-	-	(36,529,001)	(37,099,641)	-	(570,640)	102%	102%
Debt impairment	(137,509,745)	-	(137,509,745)			(137,509,745)	(112,679,217)	-	24,830,528	82%	82%
Depreciation and asset impairment	(222,212,002)	-	(222,212,002)			(222,212,002)	(453,332,223)	-	(231,120,221)	204%	204%
Finance charges	(66,872,099)	456,091	(66,416,008)	-	-	(66,416,008)	(67,174,144)	-	(758,136)	101%	100%
Materials and bulk purchases	(1,493,889,895)	13,047,758	(1,480,842,137)	-	-	(1,480,842,137)	(1,453,402,187)	-	27,439,950	98%	97%
Transfers and grants	(5,027,304)	-	(5,027,304)	-	-	(5,027,304)	(4,428,810)	-	598,494	88%	88%
Other expenditure	(866,337,319)	(81,545,629)	(947,882,948)	-	-	(947,882,948)	(735,208,814)	-	212,674,134	78%	85%
Total expenditure	**(3,608,033,366)**	**(85,374,547)**	**(3,693,407,913)**	**-**	**-**	**(3,693,407,913)**	**(3,604,862,252)**	**-**	**88,545,661**	**98%**	**100%**
Surplus/(Deficit)	**(320,084,196)**	**(55,520,165)**	**(375,604,361)**	**-**		**(375,604,361)**	**(120,565,919)**		**255,038,442**	**32%**	**38%**
Transfers recognised - capital	386,670,000	55,520,165	442,190,165	-		442,190,165	246,182,649		(196,007,516)	56%	64%
Surplus (Deficit) after capital transfers and contributions	**66,585,804**	**-**	**66,585,804**	**-**		**66,585,804**	**125,616,730**		**59,030,926**	**189%**	**189%**
Surplus/(Deficit) for the year	**66,585,804**	**-**	**66,585,804**	**-**		**66,585,804**	**125,616,730**		**59,030,926**	**189%**	**189%**
Capital expenditure and funds sources											
Cash flows											
Net cash from (used) operating	-	-	-	-		-	608,308,749		608,308,749	DIV/0%	DIV/0%
Net cash from (used) investing	-	-	-	-		-	(457,063,986)		(457,063,986)	DIV/0%	DIV/0%
Net cash from (used) financing	-	-	-	-		-	(42,039,792)		(42,039,792)	DIV/0%	DIV/0%
Net increase/(decrease) in cash and cash equivalents	**-**	**-**	**-**	**-**		**-**	**109,204,971**		**109,204,971**	**DIV/0%**	**DIV/0%**
Cash and cash equivalents at the beginning of the year	-	-	-	-		-	718,068,292		718,068,292	DIV/0%	DIV/0%
Cash and cash equivalents at year end	**-**	**-**	**-**	**-**		**-**	**827,273,263**		**(827,273,263)**	**DIV/0%**	DIV/0%

Figures in Rand	Reported unauthorised expenditure	Expenditure authorised in terms of section 32 of MFMA	Balance to be recovered	Restated audited outcome
Controlling entity - 2013				
Financial Performance				
Property rates				625,459,450
Service charges				1,982,478,509
Investment revenue				116,334,858
Transfers recognised - operational				395,621,840
Other own revenue				90,611,939
Total revenue (excluding capital transfers and contributions)				**3,210,506,596**
Employee costs	-	-	-	(684,336,568)
Remuneration of councillors	-	-	-	(33,421,534)
Debt impairment	-	-	-	(217,793,936)
Depreciation and asset impairment	-	-	-	(237,152,630)
Finance charges	-	-	-	(70,966,061)
Materials and bulk purchases	-	-	-	(1,373,240,526)
Transfers and grants	-	-	-	(4,163,848)
Other expenditure	-	-	-	(658,424,888)
Total expenditure	**-**	**-**	**-**	**(3,279,499,991)**
Surplus/(Deficit)				**(68,993,395)**
Transfers recognised - capital				170,847,866
Surplus (Deficit) after capital transfers and contributions				**101,854,471**
Surplus/(Deficit) for the year				**101,854,471**
Cash flows				
Net cash from (used) operating				**499,367,297**
Net cash from (used) investing				(375,050,250)
Net cash from (used) financing				(27,864,075)
Net increase/(decrease) in cash and cash equivalents				**96,452,972**
Cash and cash equivalents at the beginning of the year				621,615,314
Cash and cash equivalents at year end				**718,068,286**

CITY OF CHOICE
PIETERMARITZBURG
MSUNDUZI

Accounting Policies

1. Presentation of Consolidated Annual Financial Statements

The consolidated annual financial statements have been prepared in accordance with the Standards of Generally Recognised Accounting Practice (GRAP), issued by the Accounting Standards Board in accordance with Section 122(3) of the Municipal Finance Management Act (Act 56 of 2003). The reporting framework is as prescribed by the Accounting Standards Board in Directive 5.

These consolidated annual financial statements have been prepared on an accrual basis of accounting and are in accordance with historical cost convention as the basis of measurement, unless specified otherwise. They are presented in South African Rand.

Assets, liabilities, revenues and expenses were not offset, except where offsetting is either required or permitted by a Standard of GRAP.

The accounting policies applied are consistent with those used to present the previous years financial statements, unless explicity stated.

1.1 Going concern assumption

These annual financial statements have been prepared based on the expectation that the municipality will continue to operate as a going concern for at least the next 12 months.

1.2 Consolidation

Basis of consolidation

The consolidated annual financial statement the the year ended 30 June 2014 incorporate the annual financial statements of the municipality and the municipal group.

The consolidated annual financial statements of the municipality and its municipal group are used in the preparation of the consolidated annual financial statements and are prepared as the same reporting date.

The results of municipal entity, are included in the consolidated annual financial statements from the effective date of acquisition. Where necessary adjustments are made to the consolidated annual financial statements of the municipal group to bring their accounting policies used in line with those of the municipality.

All intra-entity transactions, balances, revenues and expenses are eliminated in full on consolidation.

Minority interests in the net assets of the economic entity are identified and recognised separately from the controlling entity's interest therein, and are recognised within net assets. Losses applicable to the minority in a consolidated controlled entity may exceed the minority interest in the controlled entity's net assets. The excess, and any further losses applicable to the minority, are allocated against the majority interest except to the extent that the minority has a binding obligation to, and is able to, make an additional investment to cover the losses. If the controlled entity subsequently reports surpluses, such surpluses are allocated to the majority interest until the minority's share of losses previously absorbed by the majority has been recovered.

Minority interests in the surplus or deficit of the economic entity is separately disclosed.

1.3 Significant judgements and sources of estimation uncertainty

In preparing the consolidated annual financial statements, management is required to make estimates and assumptions that affect the amounts represented in the consolidated annual financial statements and related disclosures. Use of available information and the application of judgement is inherent in the formation of estimates. Actual results in the future could differ from these estimates which may be material to the consolidated annual financial statements. Significant judgements include:

Fair value estimation

The fair value of financial instruments traded in active markets (such as trading and available-for-sale securities) is based on quoted market prices at the statement of financial position date. The quoted market price used for financial assets held by the economic entity is the current bid price.

1.3 Significant judgements and sources of estimation uncertainty (continued)

The fair value of financial instruments that are not traded in an active market (for example, over-the counter derivatives) is determined by using valuation techniques. The economic entity uses a variety of methods and makes assumptions that are based on market conditions existing at each statement of financial position date. Quoted market prices or dealer quotes for similar instruments are used for long-term debt. Other techniques, such as estimated discounted cash flows, are used to determine fair value for the remaining financial instruments. The fair value of interest rate swaps is calculated as the present value of the estimated future cash flows. The fair value of forward foreign exchange contracts is determined using quoted forward exchange rates at the statement of financial position date.

The carrying value less impairment provision of trade receivables and payables are assumed to approximate their fair values. The fair value of financial liabilities for disclosure purposes is estimated by discounting the future contractual cash flows at the current market interest rate that is available to the economic entity for similar financial instruments.

Impairment testing

The recoverable amounts of cash-generating units and individual assets have been determined based on the higher of value-in-use calculations and fair values. These calculations require the use of estimates and assumptions.

The economic entity reviews and tests the carrying value of assets when events or changes in circumstances suggest that the carrying amount may not be recoverable. In addition, goodwill is tested on an annual basis for impairment. Assets are grouped at the lowest level for which identifiable cash flows are largely independent of cash flows of other assets and liabilities. If there are indications that impairment may have occurred, estimates are prepared of expected future cash flows for each group of assets. Expected future cash flows used to determine the value in use of goodwill and tangible assets are inherently uncertain and could materially change over time. They are significantly affected by a number of factors including, together with economic factors .

Useful lives of property plant and equipment

The municipality's management determines the estimated useful lives and related depreciation charges for the waste water and water networks. This estimate is based on industry norm. Management will increase the depreciation charge where useful lives are less than previously estimated useful lives.

Effective interest rate

The economic entity used the prime interest rate to discount future cash flows.

Allowance for doubtful debts
On debtors an impairment loss is recognised in surplus and deficit when there is objective evidence that it is impaired. The impairment is measured as the difference between the debtors carrying amount and the present value of estimated future cash flows discounted at the effective interest rate, computed at initial recognition.

1.4 Investment property

Investment property is property (land or a building - or part of a building - or both) held to earn rentals or for capital appreciation or both, rather than for:

- use in the production or supply of goods or services or for
- administrative purposes, or
- sale in the ordinary course of operations.

Investment property is initially recognised at cost. Transaction costs are included in the initial measurement.

Item	Average useful life
Property - land	Indefinite
Property - buildings	5 - 50 years

CITY OF CHOICE
PIETERMARITZBURG
MSUNDUZI

Fair value

Subsequent to initial measurement investment property is measured at fair value.

The fair value of investment property reflects market conditions at the reporting date.

A gain or loss arising from a change in fair value is included in net surplus or deficit for the period in which it arises.

1.5 Property, plant and equipment

Property, plant and equipment are tangible non-current assets (including infrastructure assets) that are held for use in the production or supply of goods or services, rental to others, or for administrative purposes, and are expected to be used during more than one period.

The cost of an item of property, plant and equipment is recognised as an asset when:

- it is probable that future economic benefits or service potential associated with the item will benefit the municipality; and
- the cost of the item can be measured reliably.

Property, plant and equipment is initially measured at cost.

The cost of an item of property, plant and equipment is the purchase price and other costs attributable to bring the asset to the location and condition necessary for it to be capable of operating in the manner intended by management. Trade discounts and rebates are deducted in arriving at the cost.

Where an asset is acquired at no cost, or for a nominal cost, its cost is its fair value as at date of acquisition.

Where an item of property, plant and equipment is acquired in exchange for a non-monetary asset or monetary assets, or a combination of monetary and non-monetary assets, the asset acquired is initially measured at fair value (the cost). If the acquired item's fair value was not determinable, it's deemed cost is the carrying amount of the asset(s) given up.

When significant components of an item of property, plant and equipment have different useful lives, they are accounted for as separate items (major components) of property, plant and equipment.

Costs include costs incurred initially to acquire or construct an item of property, plant and equipment and costs incurred subsequently to add to, replace part of, or service it. If a replacement cost is recognised in the carrying amount of an item of property, plant and equipment, the carrying amount of the replaced part is derecognised.

The initial estimate of the costs of dismantling and removing the item and restoring the site on which it is located is also included in the cost of property, plant and equipment, where the entity is obligated to incur such expenditure, and where the obligation arises as a result of acquiring the asset or using it for purposes other than the production of inventories.

Recognition of costs in the carrying amount of an item of property, plant and equipment ceases when the item is in the location and condition necessary for it to be capable of operating in the manner intended by management.

Major spare parts and stand by equipment which are expected to be used for more than one period are included in property, plant and equipment. In addition, spare parts and stand by equipment which can only be used in connection with an item of property, plant and equipment are accounted for as property, plant and equipment.

Major inspection costs which are a condition of continuing use of an item of property, plant and equipment and which meet the recognition criteria above are included as a replacement in the cost of the item of property, plant and equipment. Any remaining inspection costs from the previous inspection are derecognised.

Property, plant and equipment is carried at cost less accumulated depreciation and any impairment losses.

Property, plant and equipment is carried at depreciated replacement cost, being the cost at the date of assessment less any subsequent accumulated depreciation and subsequent accumulated impairment losses. Assessments are made with sufficient regularity such that the carrying amount does not differ materially from that which would be determined using cost at the reporting period.

The useful lives of items of property, plant and equipment have been assessed as follows:

1.5 Property, plant and equipment (continued)

Item	Average useful life
Land	Infinite
Infrastructure	
• Roads and motorways	5 - 100 years
• System security	5 - 10 years
• Storm water drainage	25 -120 years
• Airport infrastructure	20 years
• Solid waste	5 - 50 years
• Water and sanitation	10 - 100 years
• Major substations: buildings	5 - 50 years
• Transformers and related equipment	50 years
• Mains	45 years
• Street lighting	50 years
Community	
• Buildings	5 - 50 years
• Recreational facilities	5 - 50 years
Other property, plant and equipment	
• Buildings	5 - 50 years
• Fresh produce and other markets	5- 50 years
• Fire engines	20 years
• Landfill site	5 - 50 years
• Transport facilities	5 - 50 years
• Fencing	10 years
• Heavy and mobile plant	10 -15 years
• Furniture and fittings	7 - 10 years
• Vehicles	5 - 7 years
• Bins and containers	5 - 10 years
• Plant and equipment	5 -15 years
• Office equipment	3 -5 years

The useful life and depreciation method of each asset are reviewed at the end of each reporting date. If the expectations differ from previous estimates, the change is accounted for as a change in accounting estimate.

Each part of an item of property, plant and equipment with a cost that is significant in relation to the total cost of the item is depreciated separately.

The depreciation charge for each period is recognised in surplus or deficit unless it is included in the carrying amount of another asset.

Items of property, plant and equipment are derecognised when the asset is disposed of or when there are no further economic benefits or service potential expected from the use of the asset.

The gain or loss arising from the derecognition of an item of property, plant and equipment is included in surplus or deficit when the item is derecognised. The gain or loss arising from the derecognition of an item of property, plant and equipment is determined as the difference between the net disposal proceeds, if any, and the carrying amount of the item.

1.6 Capital commitments

A capital commitment is a binding agreement to undertake capital expenditure at some set time in the future which has not yet become an actual liability.

1.7 Investment property

Investment property is property (land or a building - or part of a building - or both) held to earn rentals or for capital appreciation or both, rather than for:

- use in the production or supply of goods or services or for
- administrative purposes, or
- sale in the ordinary course of operations additional text

Investment property is initially recognised at cost. Transaction costs are included in the initial measurement.

Fair value

Subsequent to initial measurement investment property is measured at fair value.

The fair value of investment property reflects market conditions at the reporting date.

A gain or loss arising from a change in fair value is included in net surplus or deficit for the period in which it arises.

Item	Average useful life
* Property - land	Infinite
* Property - buildings	5 - 50 years

1.8 Intangible assets

A intangible asset is an identifiable non-monetary asset without physical substance.

Intangible assets are initially recognised at cost and comprises of software and servitudes.

An intangible asset acquired through a non-exchange transaction, the cost shall be its fair value as at the date of acquisition.

Expenditure on research (or on the research phase of an internal project) is recognised as an expense when it is incurred.

An intangible asset arising from development (or from the development phase of an internal project) is recognised when:

- it is technically feasible to complete the asset so that it will be available for use or sale.
- there is an intention to complete and use or sell it.
- there is an ability to use or sell it.
- it will generate probable future economic benefits or service potential.
- there are available technical, financial and other resources to complete the development and to use or sell the asset.
- the expenditure attributable to the asset during its development can be measured reliably.

Intangible assets are carried at cost less any accumulated amortisation and any impairment losses.

An intangible asset is regarded as having an indefinite useful life when, based on all relevant factors, there is no foreseeable limit to the period over which the asset is expected to generate net cash inflows or service potential. Amortisation is not provided for these intangible assets, but they are tested for impairment annually and whenever there is an indication that the asset may be impaired. For all other intangible assets amortisation is provided on a straight line basis over their useful life.

The amortisation period and the amortisation method for intangible assets are reviewed at each reporting date.

Reassessing the useful life of an intangible asset with a finite useful life after it was classified as indefinite is an indicator that the asset may be impaired. As a result the asset is tested for impairment and the remaining carrying amount is amortised over its useful life.

Internally generated brands, mastheads, publishing titles, customer lists and items similar in substance are not recognised as intangible asset

Amortisation is provided to write down the intangible assets, on a straight line basis, to their residual values as follows:

Item	Useful life
Computer software	3 - 5 years
Servitudes	Infinite

Intangible assets are derecognised:

- on disposal; or
- when no future economic benefits or service potential are expected from its use or disposal.

The gain or loss is the difference between the net disposal proceeds, if any, and the carrying amount. It is recognised in surplus or deficit when the asset is derecognised.

1.9 Investments

Where the carrying amount of an investment is greater than the estimated recoverable amount, it is written down immediately to its recoverable amount and an impairment loss is charged to the Statement of Financial Performance.

1.10 Biological assets

Biological assets that form part of an agricultural activity are measured at their fair value less costs to sell.

A gain or loss arising on initial recognition of agricultural produce at fair value less costs to sell and from a change in fair value less costs to sell of agriculture produce is included in surplus or deficit for the period in which it arises.

Where market determined prices or values are not available, the present value of the expected net cash inflows from the asset, discounted at a current market-determined pre-tax rate where applicable is used to determine fair value.

1.11 Heritage assets

Heritage assets are assets that have a cultural, environmental, historical, natural, scientific, technological or artistic significance and are held indefinitely for the benefit of present and future generations.

An inalienable item is an asset that a municipality is required by law or otherwise to retain indefinitely and cannot be disposed of without consent.

A heritage asset qualifies for recognition as an asset as it is measured at its cost and any cost directly attributable to bringing the heritage asset to the location and condition necessary for it to be capable of operating in this manner intended by the Municipality.

Where a heritage asset is acquired through a non exchange transaction, its deemed cost is to measured at its fair values as at the date of acquisition. If at initial recognition the municipality cannot reliably measure its cost, the relevant and useful information about the heritage asset is disclosed in the notes to the annual financial statements.

Transitional provision

According to the transitional provision, the economic entity is not required to measure heritage assets for reporting periods beginning on 01 July 2012 or after a date within three years following the date of initial adoption of the Standard of GRAP on Heritage assets. Heritage assets have accordingly been recognised at provisional amounts, as disclosed ,The transitional provision expires on 2015/06/30.

In accordance with the transitional provision as per Directive 2 of the GRAP Reporting Framework, where heritage assets was acquired through a transfer of functions, the economic entity is not required to measure that heritage assets for a period of three years from the effective date of the transfer of functions or the effective date of the Standard, whichever is later.

Until such time as the measurement period expires and heritage assets is recognised and measured in accordance with the requirements of the Standard of GRAP on Heritage assets, the economic entity need not comply with the Standards of GRAP on (to the extent that these Standards prescribe requirements for heritage assets):

Presentation of Financial Statements (GRAP 1),
The Effects of Changes in Foreign Exchange Transactions (GRAP 4),
Leases (GRAP 13), Segment Reporting (GRAP 18),
Non-current Assets Held for Sale and Discontinued Operations (GRAP 100)

The exemption from applying the measurement requirements of the Standard of GRAP on Heritage assets implies that any associated presentation and disclosure requirements need not be complied with for heritage assets not measured in accordance with the requirements of the Standard of GRAP on Heritage assets.

1.12 Housing development fund

The Housing Development Fund was established in terms of the Housing Act, (Act No. 107 of 1997). Loans from national and provincial government used to finance housing selling schemes undertaken by the municipality were extinguished on 1 April 1998 and transferred to a Housing Development Fund. Housing selling schemes, both complete and in progress as at 1 April 1998, were also transferred to the Housing Development Fund. In terms of the Housing Act, all proceeds from housing developments, which include rental income and sales of houses, must be paid into the Housing Development Fund. Monies standing to the credit of the Housing Development Fund can be used only to finance housing developments within the municipal area subject to the approval of the Provincial MEC responsible for housing.

1.13 Financial instruments

A financial instrument is any contract that gives rise to a financial asset of one entity and a financial liability or a residual interest of another entity.

Financial instruments are initially recognised at fair value. In the case of a financial instrument not subsequently measured at fair value, transaction costs that are directly attributable to the acquisition or issue of the financial instrument are added to the fair value.

Financial Instruments are categorised according to their nature as either financial instruments at fair value, held at amortised cost, or held at cost. The classification depends on the purpose for which the investments were acquired.

Management determines the classification of its investments at initial recognition and re-evaluates this designation at every reporting date.

Trade and other receivables

Trade and other receivables are initially recognised at fair value plus any transaction costs and subsequently measured at amortized cost using the effective interest method, less provision for impairment.

A provision for impairment of trade and other receivables is established when there is objective evidence that the municipality will not be able to collect all amounts due according to the original terms of the trade and other receivables. The amount of the provision is the difference between the asset's carrying amount and the present value of estimated future cash flows, discounted at the effective interest rate. Impairment losses are recognised in the Statement of Financial Performance.

An estimate is made for doubtful debts based on the categorisation of debts and a review of past trends in collection rates applied to all outstanding amounts at year-end.

Creditors

Trade payables are initially measured at fair value plus any transaction costs, and are subsequently measured at amortised cost, using the effective interest rate method.

Cash and cash equivalents

These are initially and subsequently recorded at fair value. For cash flow purposes cash and cash equivalents includes cash on hand, deposits held at call with banks, other short-term highly liquid investments, and bank overdrafts. Bank overdrafts are recorded based on the facility utilised. Finance charges on bank overdraft are expensed as incurred

Loans and receivables

Loans and receivables are measured initially and subsequently at fair value, gains and losses arising from changes in fair value are included in the Statement of Financial Performance for the period.

Loans and receivables are non-derivative financial assets with fixed or determinable payments that are not quoted in an active market and with no intention of trading. They are included in current assets, except for maturities greater than 12 months after the balance sheet date. These are classified as non-current assets. Loans and receivables are included in trade and other receivables in the Statement of Financial Position.

Fixed and Negotiable Deposits

Fixed and negotiable deposits are non-derivative financial assets with fixed or determinable payments and fixed maturities that the municipality will hold to maturity.

Fixed and negotiable deposits are initially and subsequently measured at fair value which in the case of investments that have an original maturity date of less than 12 months equates the cost. Fixed and negotiable deposits held for greater than 12 months are fair valued annually and the difference recognised in the statement of financial performance.

On disposal of Fixed and negotiable deposits, the difference between the net disposal proceeds and the carrying amount is charged or credited to the Statement of Financial Performance.

1.14 Correction of prior period errors

When accounting errors have been identified in the current year , the correction is applied retrospectively as far as it is practicable and the prior year comparatives are restated accordingly. When there has been a change in accounting policy in the current year, the adjustment is made retrospectively as far as it is practicable and the prior year comparative is restated accordingly.

1.15 Budget information

The consolidated annual financial statements and the budget are on the same basis of accounting therefore a comparison with the budgeted amounts for the reporting period have been included in the Statement of comparison of budget and actual amounts.

1.16 Leases

A lease is classified as a finance lease if it transfers substantially all the risks and rewards incidental to ownership. A lease is classified as an operating lease if it does not transfer substantially all the risks and rewards incidental to ownership.

Finance leases – lessee

Finance leases are recognised as assets and liabilities in the statement of financial position at amounts equal to the fair value of the leased property or, if lower, the present value of the minimum lease payments. The corresponding liability to the lessor is included in the statement of financial position as a finance lease obligation.

The discount rate used in calculating the present value of the minimum lease payments is the municipality's incremental borrowing rate.

The lease payments are apportioned between the finance charge and reduction of the outstanding liability. The finance charge is allocated to each period during the lease term so as to produce a constant periodic rate of on the remaining balance of the liability.

Any contingent rents are expensed in the period in which they are incurred.

The determination of whether an arrangement is, or contains a lease is based on the substance of the arrangement at inception date of whether the fulfilment of the arrangement is dependent on the use of a specific asset or assets or the arrangement conveys a right to use the asset. The classification of the lease is determined using GRAP 13 – Leases.

Operating leases – lessee

Operating lease payments are recognised as an expense on a straight-line basis over the lease term. The difference between the amounts recognised as an expense and the contractual payments are recognised as an operating lease asset. This liability is not discounted.

The aggregate benefit of incentives is recognised as a reduction of rental expense over the lease term on a straight-line basis over the lease term.

Any contingent rents are expensed in the period they are incurred.

1.17 Inventories

Inventories are initially measured at cost except where inventories are acquired through a non-exchange transaction, then their costs are their fair value as at the date of acquisition.

Subsequently inventories are measured at the lower of cost and net realisable value.

- Inventories are measured at the lower of cost and current replacement cost where they are held for;
- distribution at no charge or for a nominal charge; or
- consumption in the production process of goods to be distributed at no charge or for a nominal charge.

CITY OF CHOICE
PIETERMARITZBURG
MSUNDUZI

Net realisable value is the estimated selling price in the ordinary course of operations less the estimated costs of completion and the estimated costs necessary to make the sale, exchange or distribution.

Current replacement cost is the cost the economic entity incurs to acquire the asset on the reporting date.

The cost of inventories comprises of all costs of purchase, costs of conversion and other costs incurred in bringing the inventories to their present location and condition.

The cost of inventories of items that are not ordinarily interchangeable and goods or services produced and segregated for specific projects is assigned using specific identification of the individual costs.

The cost of inventories is assigned using the formula. The same cost formula is used for all inventories having a similar nature and use to the economic entity.

When inventories are sold, the carrying amounts of those inventories are recognised as an expense in the period in which the related revenue is recognised. If there is no related revenue, the expenses are recognised when the goods are distributed, or related services are rendered. The amount of any write-down of inventories to net realisable value or current replacement cost and all losses of inventories are recognised as an expense in the period the write down or loss occurs. The amount of any reversal of any write down of inventories, arising from an increase in net realisable value or current replacement cost, are recognised as a reduction in the amount of inventories recognised as an expense in the period in which the reversal occurs.

The inventory of the economic entity encompass land held for resale. The land held for resale is measured at the lower of cost and current replacement cost where they held for distribution at no charge.

1.18 Conditional Grants and receipts

Revenue received from conditional grants, donations and funding are recognised as revenue to the extent that the municipality has complied with any of the criteria, conditions or obligations embodied in the agreement. To the extent that the criteria, conditions or obligations have not been met a liability is recognised.

Interest earned on the investment is treated in accordance with grant conditions. If it is payable to the funder, it is recorded as part of the creditor. If it is the Municipality's interest, it is recognised as interest earned in the Statement of Financial Performance.

Grants and receipts of a revenue nature: income is transferred as revenue to the Statement of Financial Performance to the extent that the criteria, conditions or obligations have been met.

1.19 Impairment of non-cash-generating assets

Non-cash generating assets are those assets held by the municipality without an intention of generating a commercial return and held primarily for service delivery purposes. The Municipality classifies all assets held with the primary objective of generating a commercial return as cash generating assets.

The municipality will apply its judgment and disclose the criteria used in making such judgment in cases where it's not clear whether the primary objective is to generate a commercial return. The municipality assesses at each reporting date whether there is any indication that an asset may be impaired. If any such indication exists, the municipality determines the recoverable service amount of the asset. The recoverable service amount is the higher of a non-cash-generating asset's fair value less costs to sell and its value in use.

If the carrying amount of a non-cash-generating asset exceeds its recoverable service amount, it is impaired and is recognised immediately in the Statement of Financial Performance.

An impairment loss is when the asset's carrying amount exceeds its recoverable service amount and is recognised in the Statement of Financial Performance.

A reversal of an impairment loss of assets carried at cost less accumulated depreciation or amortisation is recognised immediately in the Statement of Financial Performance. The increase in the carrying amount of an asset due to the reversal of an impairment loss should not exceed what the carrying amount would have been if no impairment loss had been recognised.

Intangible assets with indefinite useful lives and not yet available for use, are tested for impairment annually, irrespective of whether any indication of impairment exists.

Identification

When the carrying amount of a non-cash-generating asset exceeds its recoverable service amount, it is impaired.

The economic entity assesses at each reporting date whether there is any indication that a non-cash-generating asset may be impaired. If any such indication exists, the economic entity estimates the recoverable service amount of the asset.

Irrespective of whether there is any indication of impairment, the entity must also test a non-cash-generating intangible asset with an indefinite useful life or a non-cash-generating intangible asset not yet available for use for impairment annually by comparing its carrying amount with its recoverable service amount. This impairment test is performed at the same time every year. If an intangible asset was initially recognised during the current reporting period, that intangible asset was tested for impairment before the end of the current reporting period.

Value in use

Value in use of non-cash-generating assets is the present value of the non-cash-generating assets remaining service potential.

The present value of the remaining service potential of a non-cash-generating assets is determined using the following approach:

Depreciated replacement cost approach

The present value of the remaining service potential of a non-cash-generating asset is determined as the depreciated replacement cost of the asset. The replacement cost of an asset is the cost to replace the asset's gross service potential. This cost is depreciated to reflect the asset in its used condition. An asset may be replaced either through reproduction (replication) of the existing asset or through replacement of its gross service potential. The depreciated replacement cost is measured as the reproduction or replacement cost of the asset, whichever is lower, less accumulated depreciation calculated on the basis of such cost, to reflect the already consumed or expired service potential of the asset.

The replacement cost and reproduction cost of an asset is determined on an "optimised" basis. The rationale is that the economic entity would not replace or reproduce the asset with a like asset if the asset to be replaced or reproduced is an overdesigned or overcapacity asset. Overdesigned assets contain features which are unnecessary for the goods or services the asset provides. Overcapacity assets are assets that have a greater capacity than is necessary to meet the demand for goods or services the asset provides. The determination of the replacement cost or reproduction cost of an asset on an optimised basis thus reflects the service potential required of the asset.

Restoration cost approach

Restoration cost is the cost of restoring the service potential of an asset to its pre-impaired level. The present value of the remaining service potential of the asset is determined by subtracting the estimated restoration cost of the asset from the current cost of replacing the remaining service potential of the asset before impairment. The latter cost is determined as the depreciated reproduction or replacement cost of the asset, whichever is lower.

Recognition and measurement

If the recoverable service amount of a non-cash-generating asset is less than its carrying amount, the carrying amount of the asset is reduced to its recoverable service amount. This reduction is an impairment loss.

An impairment loss is recognised immediately in surplus or deficit.

After the recognition of an impairment loss, the depreciation (amortisation) charge for the non-cash-generating asset is adjusted in future periods to allocate the non-cash-generating asset's revised carrying amount, less its residual value (if any), on a systematic basis over its remaining useful life.

Reversal of an impairment loss

The economic entity assess at each reporting date whether there is any indication that an impairment loss recognised in prior periods for a non-cash-generating asset may no longer exist or may have decreased. If any such indication exists, the economic entity estimates the recoverable service amount of that asset.

An impairment loss recognised in prior periods for a non-cash-generating asset is reversed if there has been a change in the estimates used to determine the asset's recoverable service amount since the last impairment loss was recognised. The carrying amount of the asset is increased to its recoverable service amount. The increase is a reversal of an impairment loss. The increased carrying amount of an asset attributable to a reversal of an impairment loss does not exceed the carrying amount that would have been determined (net of depreciation or amortisation) had no impairment loss been recognised for the asset in prior periods.

A reversal of an impairment loss for a non-cash-generating asset is recognised immediately in surplus or deficit.

After a reversal of an impairment loss is recognised, the depreciation (amortisation) charge for the non-cash-generating asset is adjusted in future periods to allocate the non-cash-generating asset's revised carrying amount, less its residual value (if any), on a systematic basis over its remaining useful life.

Redesignation

The redesignation of assets from a cash-generating asset to a non-cash-generating asset or from a non-cash-generating asset to a cash-generating asset only occur when there is clear evidence that such a redesignation is appropriate.

1.20 Share capital / contributions from owners

An equity instrument is any contract that evidences a residual interest in the assets of an entity after deducting all of its liabilities.

1.21 Related parties

Close members of the family of a person are considered to be those family members who may be expected to influence, or be influenced by, that management in their dealings with the municipality.

Parties are considered to be related if one party directly or indirectly has the ability to control the other party or exercise significant influence over the party in making financial and operating decisions or is a member of the key management of the municipality or entity .

The NCT tree farming (Pty) Ltd manages timber plantations established on Council owned land on behalf of the Council by a management agreement. NCT is entitled to a 5% management fee based on net profit. Safe City (Pty) Ltd is a municipal entity and has formed a partnership with the business community to combat crime in the city. Council allocated a grant in aid to the entity.

1.22 Grant in aid

The economic entity transfers money to individuals, institutions and organisations. When making these transfers, the economic entity does not:

Receive any goods or services directly in return, as would be expected in a purchase or sale transaction Expect to be repaid in future; or

Expect a financial return, as would be expected from an investment.

These transfers are recognised in the financial statements as expenses in the period that the events giving rise to the transfer occurred.

1.23 Employee benefits

Short-term employee benefits

Short-term employee benefits are employee benefits (other than termination benefits) that are due to be settled within twelve months after the end of the period in which the employees render the related service.

Short-term employee benefits include items such as:

- wages, salaries and social security contributions;
- short-term compensated absences (such as paid annual leave and paid sick leave) where the compensation for the absences is due to be settled within twelve months after the end of the reporting period in which the employees render the related employee service;
- bonus, incentive and performance related payments payable within twelve months after the end of the reporting period in which the employees render the related service; and
- non-monetary benefits (for example, medical care, and free or subsidised goods or services such as housing, cars and cellphones) for current employees.

The expected cost of compensated absences is recognised as an expense as the employees render services that increase their entitlement or, in the case of non-accumulating absences, when the absence occurs.

The expected cost of bonus payments is recognised as an expense when there is a legal or constructive obligation to make such payments as a result of past performance.

Post-employment benefits: Defined contribution plans

The municipality provides retirement benefits for its employees and councillors. Payments to defined contribution retirement benefit plans are charged as an expense as they fall due.

Payments made to industry-managed (or state plans) retirement benefit schemes are dealt with as defined contribution plans where the municipality's obligation under the schemes is equivalent to those arising in a defined contribution retirement benefit plan.

The Natal Joint Provident, Dynamique Ambrella (Pietermaritzburg Provident Fund) and Umgeni Provident Fund are defined contribution plans. The contributions to fund obligations for the payment of retirement benefits are charged against income in the year they become payable.

The Municipality pays contributions to publicly or privately administered pension insurance plans on a mandatory, contractual or voluntary basis. The Municipality has no further payment obligations once the contributions have been paid. The contributions are recognized as employee benefit expense when they are due. Prepaid contributions are recognised as an asset to the extent that a cash refund or a reduction in the future payments is available.

Post-employment benefits: Defined benefit plans

A defined benefit plan is a pension plan that defines an amount of pension benefit that an employee will receive on retirement, usually dependent on one or more factors such as age, years of service and compenstion.

The Natal Joint Pension Fund, Government Employees Pension Fund, Association Institution Pension Fund, South African Local Authorities Pension Fund and the Councillors Pension Fund are defined benefit. The contributions to fund obligations for the payment of retirement benefits are charged against income in the year they become payable.

Pension obligations

The municipality employees contribute to 7 different Pension Funds, of which the Natal Joint Provident and Retirement Pension Fund cater for the majority of the staff.

The following are defined benefit funds:

The Natal Joint Provident, Dynamique Ambrella (Pietermaritzburg Provident Fund) and Umgeni Provident Fund .

The following are defined contribution funds:

The Natal Joint Pension Fund, Government Employees Pension Fund, Association Institution Pension Fund, South African Local Authorities Pension Fund and, Councillors Pension Fund.

Actuarial valuations are conducted on an interim basis each year with a statutory valuation undertaken every three years. Consideration is given to any extent that could impact the Funds up to the end of the reporting period where the interim valuation is performed at an earlier date.

Actuarial valuations are conducted on an annual basis by independent actuaries separately for each plan. The results of the valuation are updated for any material transactions and other material changes in circumstances (including changes in market prices and interest rates) up to the reporting date.

The Municipality has both defined benefit and defined contribution plans.

The liability/asset recognized in the statement of financial position in respect of defined benefit pension plans is equal to the present value of the defined benefit obligation at the balance sheet date less the fair value of plan assets, together with adjustments for unrecognized actuarial gains or losses and past service costs. The defined benefit obligation is calculated annually by independent actuaries using the projected unit credit method. The present value of the defined benefit obligation is determined by discounting the estimated future cash outflows using interest rates of high-quality corporate bonds that are denominated in the currency in which the benefits will be paid, and that have terms to maturity approximating to the terms of the related pension liability.

Past-service costs are recognised immediately against revenue.

Any asset is limited to unrecognised actuarial losses and past service costs, plus the present value of available refunds and reduction in future contributions to the plan.

Other post retirement obligations

The municipality provides post-retirement healthcare benefits to their retirees. The entitlement to these benefits is usually conditional on the employee remaining in service up to retirement age and the completion of a minimum service period. Actuarial gains and losses arising from experience adjustments, and changes in actuarial assumptions, are charged or credited to income in the year that they arise.

Actuarial assumptions

Pension Obligations

The municipality and its employees contribute to 7 different Pension Funds, of which 2 (The Natal Joint Provident and Retirement Pension Fund) cater for the majority of the staff.

Natal Joint Retirement Funds, Government Employee Pension Fund and Associated Institution Pension Fund are defined benefit funds.

The Natal Joint Provident Fund, Pietermaritzburg and South African Local Authority are defined contribution funds.

The schemes are funded through payments to financial consultant companies or trustee-administered funds, determined by periodic actuarial calculations.

The Municipality has both defined benefit and defined contribution plans.

1.24 Provisions and contingencies

Provisions are recognised when:

the economic entity has a present obligation as a result of a past event;
it is probable that an outflow of resources embodying economic benefits or service potential will be required to settle the obligation; and a reliable estimate can be made of the obligation.

Where the effect of time value of money is material, the amount of a provision is the present value of the expenditures expected to be required to settle the obligation.

The discount rate is a pre-tax rate that reflects current market assessments of the time value of money and the risks specific to the liability.

Where some or all of the expenditure required to settle a provision is expected to be reimbursed by another party, the reimbursement is recognised when, and only when, it is virtually certain that reimbursement will be received if the economic entity settles the obligation. The reimbursement is treated as a separate asset. The amount recognised for the reimbursement does not exceed the amount of the provision.

Provisions are reviewed at each reporting date and adjusted to reflect the current best estimate.

Contingent assets and contingent liabilities are not recognised. Contingencies are disclosed in note 59.

1.25 Revenue from exchange transactions

Revenue is the gross inflow of economic benefits or service potential during the reporting period when those inflows result in an increase in net assets, other than increases relating to contributions from owners.

Service charges relating to electricity and water are based on consumption. Meters are read on a monthly basis and are recognised as revenue when invoiced. Provisional estimates of consumption are made monthly when meter readings have not been performed. The provisional estimates of consumption are recognised as revenue when invoiced. Adjustments to provisional estimates of consumption are made in the invoicing period in which meters have been read. These adjustments are recognised as revenue in the invoicing period.

Revenue from the sale of electricity prepaid meter cards are recognised at the point of sale.

Service charges relating to refuse removal are recognised on a monthly basis by applying the approved tariff to each property based on category of property and the property value.

Service charges from sewerage and sanitation are based on water consumption and are levied monthly.

Interest and rentals are recognised on a time proportion basis.

Revenue arising from the application of the approved tariff of charges is recognised when the relevant service is rendered by applying the relevant gazetted tariff. This includes the issuing of licences and permits.

Income for agency services is recognised on a monthly basis once the income collected on behalf of agents has been quantified. The income recognised is in terms of the agency agreement.

Revenue from the sale of goods is recognised when the risk is passed to the consumer.

Revenue arising out of situations where the municipality acts as an agent on behalf of another entity (the principal) is limited to the amount of any fee or commission payable to the municipality as compensation for executing the agreed services.

All other revenue is recognised as it accrues.

Service revenue is recognised by reference to the stage of completion of the transaction at the reporting date. Stage of completion is determined by services performed to date as a percentage of total services to be performed.

1.26 Revenue from non-exchange transactions

Service revenue is recognised by reference to the stage of completion of the transaction at the reporting date. Stage of completion is determined by services performed to date as a percentage of total services to be performed.

Refers to transactions where the municipality received revenue from another entity without giving approximately equal value in exchange. Revenue from non exchange transactions is generally recognised to the extent that the related receipt or receivable qualifies for recognition as an asset and there is no liability to repay the amount.

Revenue from property rates is recognised when the legal entitlement to this revenue arises. Collection charges are recognised when such amounts are legally enforceable. Penalty interest on unpaid rates is recognised on a time proportion basis with reference to the principal amount and the effective interest rate applicable.

Fines constitute both spot fines and summonses. Fines are recognised when the fines are issued.

Donations are recognised on a cash receipt basis or where the donation is in the form of property, plant and equipment,at the fair value of the consideration received or receivable.

Contributed property, plant and equipment is recognised when ownership of the items of property, plant and equipment is transferred to the municipality.

Revenue from the recovery of unauthorised, irregular, fruitless and wasteful expenditure is based on legislated procedures, including those set out in the Municipal Finance Management Act (Act No.56 of 2003) and is recognised when the recovery thereof from the responsible councillors or officials is virtually certain.

Income received from conditional grants, donations and subsidies is recognised to the extent that the Municipality has complied with any of the criteria, conditions or obligations embodied in the agreement. To the extent that the criteria, conditions or obligations have not been met, a liability is recognised and funds are invested until utilised.

Interest earned on the investment is treated in accordance with grant conditions. If it is payable to the funder, it is recorded as part of the creditor. If it is the Municipality's interest, it is recognised as interest earned in the Statement of Financial Performance.

Grants and receipts of a revenue nature: income is transferred as revenue to the Statement of Financial Performance to the extent that the criteria, conditions or obligations have been met.

The municipality recogises the full amount of revenue of the fine issued at the transaction date when there is uncertainty about the municipality's ability to collect such revenue from the fine,based on past history, the muncipality has an obligation to collect all revenue due to it.

Subsequent to initial recognition and measurement, the municipality assess the collectability of the revenue and recognises an impairment loss where appropriate for example there the municipality may offer early settlement discounts or amnesty periods.

Where these reductions exist, the municipality considers past history in assessing the likelihood of these discounts or reductions being taken up the debtors.

1.27 Investment income

Investment income is recognised on a time-proportion basis using the effective interest method.

1.28 Comparative figures

When the presentation or classification of items in the annual financial statements is amended, prior period comparative amounts are restated. The nature and reason for the reclassification is disclosed. Where accounting errors have been identified in the current year, the correction is made retrospectively as far as is practicable, and the prior year comparatives are restated accordingly. Where there has been a change in accounting policy in the current year, the adjustment is made retrospectively as far as is practicable, and the prior year comparatives are restated accordingly.

1.29 Unauthorised expenditure

Unauthorised expenditure is expenditure that has not been budgeted, expenditure that is not in terms of the conditions of an allocation received from another sphere of government, municipality or organ of state and expenditure in the form of a grant that is not permitted in terms of the Municipal Finance Management Act (Act No.56 of 2003). Unauthorised expenditure is accounted for as an expense in the Statement of Financial Performance. Where unauthorised expenditure is not approved,upon the finalisation of an investigation, it is recovered from the responsible person and the amount received is accounted for as revenue in the Statement of Financial Performance.

1.30 Fruitless and wasteful expenditure

Fruitless expenditure means expenditure which was made in vain and would have been avoided had reasonable care been exercised. All expenditure relating to fruitless and wasteful expenditure is recognised as an expense in the statement of financial performance in the year that the expenditure was incurred. The expenditure is classified in accordance with the nature of the expense, and where recovered, it is subsequently accounted for as revenue in the statement of financial performance.

1.31 Irregular expenditure

Irregular expenditure is expenditure that is contrary to the Municipal Finance Management Act (Act No.56 of 2003), the Municipal Systems Act (Act No.32 of 2000), and the Public Office Bearers Act (Act No. 20 of 1998) or is in contravention of the economic entity's supply chain management policy.

Irregular expenditure excludes unauthorised expenditure. Irregular expenditure is accounted for as expenditure in the Statement of Financial Performance and where recovered, it is subsequently accounted for as revenue in the Statement of Financial Performance.

Irregular expenditure is expenditure that is contrary to the Municipal Finance Management Act (Act No.56 of 2003), the Municipal Systems Act (Act No.32 of 2000), and the Public Office Bearers Act (Act No. 20 of 1998) or is in contravention of the economic entity's supply chain management policy. Irregular expenditure excludes unauthorised expenditure. Irregular expenditure is accounted for as expenditure in the Statement of Financial Performance and where recovered, it is subsequently accounted for as revenue in the Statement of Financial Performance.

1.32 Use of Estimates

The preparation of consolidated annual financial statements in conformity with Generally Recognised Accounting Practice requires the use of certain critical accounting estimates. It also requires management to exercise its judgement in the process of applying the economic entity's accounting policies. The areas involving a higher degree of judgement or complexity, or areas where assumptions and estimates are significant to the consolidated annual financial statements are disclosed in the relevant sections of the consolidated annual financial statements.

Although these estimates are based on management's best knowledge of current events and actions they may undertake in the future, actual results ultimately may differ from those estimates.

1.33 Internal Reserves

Capital replacement reserve (CRR)

In order to finance the provision of infrastructure and other items of property, plant and equipment amounts are transferred from surplus or deficit for the year to the CRR in terms of of the implementation guidelines on GRAP.

These transfers from the net surplus may only be made if they are backed by cash.

No mention is made in GRAP 1 of any reserves and therefore the balance of this reserve was transferred to the accumulated surplus in 2007/2008.

Capitalisation reserve

On the implementation of GAMAP/GRAP, the balance of certain funds, created in terms of the various Provincial Ordinances applicable at the time, that had historically been utilised for the acquisition of items of property, plant and equipment, were transferred to a Capitalisation Reserve rather than the accumulated surplus/deficit, as in prior years, in terms of a directive (Circular No. 18) issued by National Treasury.

The purpose of this Reserve is to promote consumer equity by ensuring that the future depreciation charge that will be incurred over the useful lives of these items of property, plant and equipment is offset by transfers from this reserve to the accumulated surplus/deficit.

The balance on the Capitalisation Reserve equals the carrying value of the items of property, plant and equipment financed from the former legislated funds. When items of property, plant and equipment are depreciated, a transfer is made from the Capitalisation Reserve to the accumulated surplus/deficit.

When an item of property, plant and equipment is disposed, the balance in the Capitalisation Reserve relating to such item is transferred to the accumulated surplus/deficit.

No mention is made in GRAP 1 of any reserves and therefore the balance of this reserve was transferred to the accumulated surplus in 2007/2008.

Government grant reserve

When items of property, plant and equipment are financed from government grants, a transfer is made from the accumulated surplus/deficit to the Government Grants Reserve equal to the Government Grant recorded as revenue in the Statement of Financial Performance in accordance with a directive issued by National Treasury.

When such items of property, plant and equipment are depreciated, a transfer is made from the Government Grant Reserve to the accumulated surplus/deficit.

The purpose of this policy is to promote community equity by ensuring that the future depreciation expenses that will be incurred over the useful lives of government grant funded items of property, plant and equipment are offset by transfers from this reserve to the accumulated surplus/deficit.

The purpose of this policy is to promote community equity by ensuring that the future depreciation expenses that will be incurred over the useful lives of government grant funded items of property, plant and equipment are offset by transfers from this reserve to the accumulated surplus.

When an item of property, plant and equipment financed from government grants is disposed, the balance in the Government Grant Reserve relating to such item is transferred to the accumulated surplus/deficit.

No mention is made in GRAP 1 of any reserves and therefore the balance of this reserve was transferred to the accumulated surplus in 2007/2008.

Self insurance reserve

A self-insurance reserve was established and, subject to external insurance where deemed necessary, covers claims that might occur. Premiums are charged to the respective services taking into account claims history and the replacement value of the insured assets.

Notes to the Consolidated Annual Financial Statements

	Economic entity		Controlling entity	
Figures in Rand	**2014**	**2013**	**2014**	**2013**

2. New standards and interpretations

2.1 Standards and interpretations effective and adopted in the current year

In the current year, the economic entity has adopted the following standards and interpretations that are effective for the current financial year and that are relevant to its operations:

2.2 Standards and interpretations issued, but not yet effective

The economic entity has not applied the following standards and interpretations, which have been published and are mandatory for the economic entity's accounting periods beginning on or after 01 July 2014 or later periods:

Standard/ Interpretation:	Effective date: Years beginning on or after	Expected impact:

The aggregate impact of the initial application of the statements and interpretations on the economic entity's consolidated annual financial statements is expected to be as follows:

3. Inventories

Land held for distribution and sale	693,428,000	693,428,000	693,428,000	693,428,000
Forestry	469,641	37,915,260	469,641	37,915,260
Consumable stores	46,306,382	21,370,813	46,306,382	21,370,813
Workshop stores	674,292	674,292	674,292	674,292
Water stock	5,988,575	5,004,945	5,988,575	5,004,945
Fuel - diesel, and petrol	1,443,434	1,283,232	1,443,434	1,283,232
	748,310,324	759,676,542	748,310,324	759,676,542
Impairment of inventories	5,071,297)	(4,631,696)	(5,071,297)	(4,631,696)
	743,239,027	**755,044,846**	**743,239,027**	**755,044,846**
Carrying value of inventories carried at fair value less costs to sell	743,239,027	754,267,729	743,239,027	755,044,846

Inventory has been recorded using the First in First out (FIFO) method.

Impairment of inventory includes redundant and obsolete stock of 2014 (R 5 071 297) : 2013 (R 4 631 696) .

The take - on of land as inventory was done in accordance with Grap 12. Land earmarked for low income housing was transferred / donated to the municipality by the Department of Human Settlements conditionally that it be used for the provision of low income housing only and eventually be transferred to the beneficiaries. The Msunduzi Municipality has been appointed as the implementing agent.

Cost of inventories recognised as an expense

Consumable / workshop stores	65,485,517	30,175,594	65,485,517	30,175,594
Fuel - diesel and petrol	28,410,656	20,124,046	28,410,656	20,124,046
Forestry	10,666,737	9,536,663	10,666,737	9,536,663
Unused water	372,183,066	331,397,259	372,183,066	331,397,259

	Economic entity		Controlling entity	
Figures in Rand	**2014**	**2013**	**2014**	**2013**

4. Trade payables from exchange transactions

Deposits	2,500	2,500	-	-
Other debtors	226,254,889	122,034,227	226,254,889	122,034,227
Land sale debtors	2,330,730	2,330,730	2,330,730	2,330,730
Rates	174,608,381	197,137,882	174,608,381	197,137,882
	403,196,500	**321,505,339**	**403,194,000**	**321,502,839**
Gross balance				
Rates	380,596,561	407,860,967	380,596,561	407,985,362
Less: Allowance for impairment				
Rates	(205,988,180)	(210,847,480)	(205,988,180)	(210,847,480)
Net balance				
Rates	174,608,381	197,137,882	174,608,381	197,137,882
Rates				
Current (0 -30 days)	74,482,616	83,532,237	74,482,616	83,532,237
31 - 60 days	21,416,551	26,513,689	21,416,551	26,513,689
61 - 90 days	11,897,079	11,549,938	11,897,079	11,549,938
91 - 120 days	3,691,858	9,447,616	3,691,858	9,447,616
121 - 365 days	21,754,307	21,732,296	21,754,307	21,732,296
> 365 days	247,354,150	255,209,585	247,354,150	255,209,585
	380,596,561	**407,985,361**	**380,596,561**	**407,985,361**

Trade and other receivables from non-exchange transactions pledged as security

Trade and other receivables were not pledged as security for overdraft facilities.

Trade and other receivables includes prepayments to Independent Development Trust (IDT) of 2014 (R 168.6 million): 2013 (R 85.4 million) . IDT have undertaken projects in respect of the infrastructure development and maintenance.

The Msunduzi Municipality has entered into a memorandum of agreement with Independant Development Trust (IDT). They have been appointed as funding coordinators and as an implementing agent of the municipality's electricity supply and mantenance programme.

In terms of I GRAP 1(Applying the probability test on intial recognisation of exchange revenue) trade and other receivables had to be accounted for on an accrual basis.

Included in other debtors is a traffic fine debtor of 2014 (R53.5 million) : 2013 (R 27.2 million) .

Credit quality of trade and other receivables

Although credit quality can be assessed the municipality did not apply any methods to evaluate the credit quality.

The amount of the provision was 2014 (R 206 663 409): 2013 (R210 847 480) .

CITY OF CHOICE
PIETERMARITZBURG
MSUNDUZI

Figures in Rand	Economic entity 2014	Economic entity 2013	Controlling entity 2014	Controlling entity 2013
5. Trade and receivables from exchange transactions				
Gross balances				
Electricity	502,408,520	404,807,810	502,408,520	404,807,810
Water	558,729,042	541,948,942	558,729,042	541,948,942
Sewerage	117,654,087	108,010,759	117,654,087	108,010,759
Refuse	65,258,556	61,351,500	65,258,556	61,351,500
Housing rental	27,473,780	27,431,397	27,473,780	27,431,397
Market	1,655,921	1,211,357	1,655,921	1,211,357
	1,273,179,906	**1,144,761,765**	**1,273,179,906**	**1,144,761,765**
Less: Allowance for impairment				
Electricity	(247,713,939)	(209,205,317)	(247,713,939)	(209,205,317)
Water	(254,452,074)	(280,080,071)	(254,452,074)	(280,080,071)
Sewerage	(58,316,997)	(55,820,131)	(58,316,997)	(55,820,131)
Refuse	(31,758,065)	(31,706,552)	(31,758,065)	(31,706,552)
Housing rental	(13,542,325)	(14,176,589)	(13,542,325)	(14,176,589)
	(605,783,400)	**(590,988,660)**	**(605,783,400)**	**(590,988,660)**
Net balance				
Electricity	254,694,581	195,602,493	254,694,581	195,602,493
Water	304,276,968	261,868,871	304,276,968	261,868,871
Sewerage	59,337,090	52,190,628	59,337,090	52,190,628
Refuse	33,500,491	29,644,948	33,500,491	29,644,948
Housing rental	13,931,455	13,254,808	13,931,455	13,254,808
Market	1,655,921	1,211,357	1,655,921	1,211,357
	667,396,506	**553,773,105**	**667,396,506**	**553,773,105**
Electricity				
Current (0 -30 days)	262,903,402	237,442,586	262,903,402	237,442,586
31 - 60 days	19,903,675	18,322,742	19,903,675	18,322,742
61 - 90 days	6,537,184	5,707,082	6,537,184	5,707,082
91 - 120 days	14,291,022	4,418,236	14,291,022	4,418,236
121 - 365 days	59,399,044	10,431,456	59,399,044	10,431,456
> 365 days	139,374,193	128,485,708	139,374,193	128,485,708
	502,408,520	**404,807,810**	**502,408,520**	**404,807,810**
Water				
Current (0 -30 days)	86,741,225	81,583,481	86,741,225	81,583,481
31 - 60 days	39,018,948	41,234,150	39,018,948	41,234,150
61 - 90 days	17,697,622	15,446,056	17,697,622	15,446,056
91 - 120 days	6,315,874	12,850,741	6,315,874	12,850,741
121 - 365 days	41,962,045	38,727,512	41,962,045	38,727,512
> 365 days	366,993,328	352,107,001	366,993,328	352,107,001
	558,729,042	**541,948,941**	**558,729,042**	**541,948,941**

	Economic entity		Controlling entity	
Figures in Rand	**2014**	**2013**	**2014**	**2013**
Sewerage				
Current (0 -30 days)	20,270,311	18,439,302	20,270,311	18,439,302
31 - 60 days	7,149,917	7,363,283	7,149,917	7,363,283
61 - 90 days	3,364,338	3,291,697	3,364,338	3,291,697
91 - 120 days	1,433,832	2,811,977	1,433,832	2,811,977
121 - 365 days	8,077,042	6,351,049	8,077,042	6,351,049
> 365 days	77,358,647	69,753,450	77,358,647	69,753,450
	117,654,087	**108,010,758**	**117,654,087**	**108,010,758**
Refuse				
Current (0 -30 days)	10,030,647	11,121,982	10,030,647	11,121,982
31 - 60 days	3,774,577	3,826,598	3,774,577	3,826,598
61 - 90 days	1,776,669	1,715,690	1,776,669	1,715,690
91 - 120 days	529,316	1,438,955	529,316	1,438,955
121 - 365 days	4,399,984	3,364,860	4,399,984	3,364,860
> 365 days	44,747,363	39,883,415	44,747,363	39,883,415
	65,258,556	**61,351,500**	**65,258,556**	**61,351,500**
Housing rental				
Current (0 -30 days)	1,058,195	1,054,040	1,058,195	1,054,040
31 - 60 days	937,355	951,389	937,355	951,389
61 - 90 days	468,882	462,835	468,882	462,835
91 - 120 days	461,393	429,260	461,393	429,260
121 - 365 days	910,392	923,054	910,392	923,054
> 365 days	23,637,563	23,610,818	23,637,563	23,610,818
	27,473,780	**27,431,396**	**27,473,780**	**27,431,396**
Market				
Current (0 -30 days)	1,655,921	1,211,357	1,655,921	1,211,357
Summary of debtors by customer classification				
Consumers				
Current (0 -30 days)	125,159,210	153,339,083	125,159,210	153,339,083
31 - 60 days	68,540,173	41,462,942	68,540,173	41,462,942
61 - 90 days	32,735,817	31,805,182	32,735,817	31,805,182
91 - 120 days	12,087,936	28,699,419	12,087,936	28,699,419
121 - 365 days	119,557,699	24,553,088	119,557,699	24,553,088
> 365 days	734,708,954	735,399,462	734,708,954	735,399,462
	1,092,789,789	1,015,259,176	1,092,789,789	1,015,259,176
Less : Allowance for debt impairment	(710,884,562)	(708,611,065)	(710,884,562)	(708,611,065)
	381,905,227	**306,648,111**	**381,905,227**	**306,648,111**

CITY OF CHOICE
PIETERMARITZBURG
MSUNDUZI

	Economic entity		Controlling entity	
Figures in Rand	**2014**	**2013**	**2014**	**2013**
Industrial/ commercial				
Current (0 -30 days)	160,349,094	183,874,569	160,349,094	183,874,569
31 - 60 days	13,588,076	7,239,405	13,588,076	7,239,405
61 - 90 days	5,373,597	6,145,861	5,373,597	6,145,861
91 - 120 days	12,425,933	4,766,975	12,425,933	4,766,975
121 - 365 days	9,664,862	3,057,759	9,664,862	3,057,759
> 365 days	111,506,239	95,093,410	111,506,239	95,093,410
	312,907,801	300,177,979	312,907,801	300,177,979
Less : Allowance for debt impairment	(100,833,463)	(93,225,075)	(100,833,463)	(93,225,075)
	212,074,338	**206,952,904**	**212,074,338**	**206,952,904**
National and provincial government				
Current (0 -30 days)	33,553,945	28,056,730	33,553,945	28,056,730
31 - 60 days	7,375,175	4,412,710	7,375,175	4,412,710
61 - 90 days	3,165,015	4,280,712	3,165,015	4,280,712
91 - 120 days	1,840,583	3,260,448	1,840,583	3,260,448
121 - 365 days	6,523,806	2,575,823	6,523,806	2,575,823
> 365 days	96,137,335	91,537,065	96,137,335	91,537,065
	148,595,859	**134,123,488**	**148,595,859**	**134,123,488**
Total				
Current (0 -30 days)	319,062,249	365,270,382	319,062,249	365,270,382
31 - 60 days	89,503,424	53,115,057	89,503,424	53,115,057
61 - 90 days	41,274,429	42,231,755	41,274,429	42,231,755
91 - 120 days	26,354,452	36,726,842	26,354,452	36,726,842
121 - 365 days	135,746,367	30,186,670	135,746,367	30,186,670
> 365 days	1,041,835,546	922,029,937	1,041,835,546	922,029,937
	1,653,776,467	**1,449,560,643**	**1,653,776,467**	**1,449,560,643**
Less: Provision for debt impairment				
121 - 365 days	-	(27,392,230)	-	(27,392,230)
> 365 days	(605,783,400)	(584,781,319)	(605,783,400)	(584,781,319)
	(605,783,400)	**(612,173,549)**	**(605,783,400)**	**(612,173,549)**
Reconciliation of allowance for impairment				
Balance at beginning of the year	(801,836,140)	(584,042,761)	(801,836,140)	(584,042,761)
Contributions to allowance	(112,679,217)	(28,131,345)	(112,679,217)	(217,793,936)
Debt impairment written off against allowance	121,914,395	557	121,914,395	557
	(792,600,962)	**(612,173,549)**	**(792,600,962)**	**(801,836,140)**

Consumer debtors pledged as security
Trade and other receivable from exchange transaction were not pledged as security for overdraft facilities.

Credit quality of trade and other receivables from exchange transactions

The credit quality of trade and other receivable from exchange transactions that are neither past nor due nor impaired can be assessed by reference to external credit ratings or to historical information about counterparty default rates. Although credit quality can be assessed the entity did not apply any methods to evaluate the credit quality.

Trade and other receivables from exchange trasactions impaired

The amount of the provision was 2014 (R 605 054 616) : 2013 (R612 173 549).

Trade and receivables from exchange transactions includes revenue received of R 76 .5 million for the period 1st to the 3rd July 2014. This revenue has been included in the month of June 2014 due to the late closure of the ProMIS Income billing system.

	Economic entity		Controlling entity	
Figures in Rand	**2014**	**2013**	**2014**	**2013**

6. Cash and cash equivalents

Cash and cash equivalents consist of:

Cash on hand	714,929	1,150,694	45,485	45,485
Bank balances	49,926,440	43,772,294	49,926,440	43,772,294
Short-term deposits - on call	507,301,338	674,250,513	507,301,338	674,250,513
Preference shares purchased three months prior redemption	270,000,000	-	270,000,000	-
	827,942,707	**719,173,501**	**827,273,263**	**718,068,292**
Average rate of return	5.48	5.09	5.48	5.09

Cash and cash equivalents are classified as financial instruments under the loans and receivable category.

Due to the short term nature of these investments no amortisation was performed.

Fair value is taken at face value.

No cash and cash equivalents were pledged as security for any financial liabilities.

No restrictions exist with regard to the use of cash.

No portion is past due or impaired.

These amounts best represent the maximum exposure to credit risk at the end of the reporting period, without taking account of any collateral held or other credit enhancements.

Contract debtors were pledged as security for overdraft facilities of R - (2013: R -) of the economic entity. At year end the overdraft amounted to R - (2013: R -).

Credit quality of cash at bank and short term deposits, excluding cash on hand

The credit quality of cash at bank and short term deposits, excluding cash on hand that are neither past due nor impaired can be assessed by reference to external credit ratings. Although credit quality can be assessed the Municipality did not apply any methods to evaluate the credit quality.

The municipality has the following bank accounts

`

Account number / description	Bank statement balances			Cash book balances		
	30 June 2014	**30 June 2013**	**30 June 2012**	**30 June 2014**	**30 June 2013**	**30 June 2012**
FNB - No: 5094187782 (Primary)	62,999,836	48,759,355	51,515,428	62,305,372	22,913,333	35,649,737
FNB - No: 50940058750 (Electronic transfers)	-	-	-	(47,459,963)	(41,721,246)	(25,635,251)
FNB - No: 5094187774 (Unpaid cheques)	-	(55,547)	(340,750)	-	(55,547)	(340,750)
FNB - No: 62058007264 (Slum clearance)	25,755,219	25,511,209	24,913,414	26,277,775	26,033,765	25,838,038
FNB - No: 62065528930 (Library extension)	57,750	1,077,916	1,290,083	50,732	1,078,538	1,279,481
FNB - No: 62045272143 (Traffic fines)	-	22,550	-	-	-	-
FNB - No: 50941840627 (Market)	2,418,911	4,506,956	4,513,255	1,718,865	18,326	1,970,705
FNB - No: 62069378539 (Oribi airport)	1,495,038	1,099,021	344,645	1,495,038	1,099,021	(7,308,721)
FNB - No: 50930082248 (Forestry)	30,417	59,776	502,047	30,417	59,776	502,047
FNB - No: 50941847029 (Salaries main)	-	-	172,683	-	-	172,683
FNB - No: 62003432846 (Salaries PACs no.1)	14,931	16,842	1,738	14,931	16,842	1,738
FNB - No: 62035467978(Safe City)	86,558	122,321	144,319	86,558	122,321	144,319
FNB - No: 62006041157 (Post Office)	-	-	-	-	(10,693)	-
FNB - No: 62279194650 (Forestry)	1,774,380	279,265	250,788	1,774,380	279,265	250,788
Total	**94,633,040**	**81,399,664**	**83,307,650**	**46,294,105**	**9,833,701**	**32,524,814**

7. Short term investment

COID short term investment invested at 6.01%		6,901,834		5,901,021	6,901,834	5,901,021

8.Property, plant and equipment

Group	2014			2013		
	Cost / Valuation	Accumulated depreciation and accumulated impairment	Carrying value	Cost / Valuation	Accumulated depreciation and accumulated impairment	Carrying value
Land and buildings	728,738,693	(171,092,401)	557,646,292	681,219,084	(149,543,583)	531,675,501
Furniture and fixtures	249,134	(108,238)	140,896	126,623	(100,847)	25,776
Motor vehicles	60,000	(50,000)	10,000	60,000	(38,000)	22,000
Office equipment	15,244	(7,687)	7,557	7,000	(7,000)	-
IT equipment	50,708	(49,865)	843	50,708	(46,177)	4,531
Infrastructure	6,121,187,036	(1,369,031,358)	4,752,155,678	5,896,697,264	(1,018,230,067)	4,878,467,197
Community	576,770,598	(216,951,293)	359,819,305	560,960,498	(184,184,523)	376,775,975
Other	456,019,567	(178,866,392)	277,153,175	452,725,353	(159,102,331)	293,623,022
Moveables	293,106,770	(185,960,954)	107,145,816	306,006,052	(203,271,341)	102,734,711
Biological assets	995,964	-	995,964	648,261	-	648,261
Total	**8,177,193,714**	**(2,122,118,188)**	**6,055,075,526**	**7,898,500,843**	**(1,714,523,869)**	**6,183,976,974**

Company	2014			2013		
	Cost / Valuation	Accumulated depreciation and accumulated impairment	Carrying value	Cost / Valuation	Accumulated depreciation and accumulated impairment	Carrying value
Land and buildings	728,738,693	(171,092,401)	557,646,292	681,219,084	(149,543,583)	531,675,501
Infrastructure	6,121,187,036	(1,369,031,358)	4,752,155,678	5,896,697,264	(1,018,230,067)	4,878,467,197
Community	576,770,598	(216,951,293)	359,819,305	560,960,498	(184,184,523)	376,775,975
Other	456,019,567	(178,866,392)	277,153,175	452,725,353	(159,102,331)	293,623,022
Movables	293,106,770	(185,960,954)	107,145,816	306,006,052	(203,271,341)	102,734,711
Biological assets	995,964	-	995,964	648,261	-	648,261
Total	**8,176,818,628**	**(2,121,902,398)**	**6,054,916,230**	**7,898,256,512**	**(1,714,331,845)**	**6,183,924,667**

Reconciliation of property, plant and equipment - Economic entity - 2014

	Opening balance	Additions	Adjustments-cost	Disposals and impairment write off	Capital under construction	Depreciation disposals previous year	Depreciation and impairment useful life)	Impairments	Depreciation adjustments	Total
Land and buildings	531,675,501	43,421,707	(24,000)	-	4,121,902	-	(25,020,062)	-	3,471,244	557,646,292
Furniture and fixtures	25,776	125,670	-	-	-	-	(10,550)	-	-	140,896
Motor vehicles	22,000	-	-	-	-	-	(12,000)	-	-	10,000
Office equipment	-	8,244	-	-	-	-	(687)	-	-	7,557
IT equipment	4,531	-	-	-	-	-	(3,688)	-	-	843
Infrastructure	4,878,467,197	90,585,275	-	(6,028,880)	140,155,829	(222,450)	(148,773,549)	590,250	(202,617,994)	4,752,155,678
Community	376,775,975	828,608	244,856	-	14,736,635	-	(30,043,983)	-	(2,722,786)	359,819,305
Other	293,623,022	12,573,202	(15,267,897)	-	5,988,909	-	(25,480,138)	7,042,854	(1,326,777)	277,153,175
Moveables	102,734,711	37,920,355	46,755	(51,990,823)	1,124,432	-	(26,850,466)	43,971,034	189,818	107,145,816
Biological assets	648,261	347,703	-	-	-	-	-	-	-	995,964
	6,183,976,974	**185,810,764**	**(15,000,286)**	**(58,019,703)**	**166,127,707**	**(222,450)**	**(256,195,123)**	**51,604,138**	**(203,006,495)**	**6,055,075,526**

Reconciliation of property, plant and equipment - Controlling entity - 2013

	Opening balance	Additions	Adjustment - cost	Disposals	Capital under construction	Other changes, movements	Depreciation	Depreciation on disposal prior year	Depreciation - adjustments	Total
Land and buildings	494,317,347	347,588	85,613,008	(3,488,000)	11,819,725	-	(25,591,142)	-	(31,343,025)	531,675,501
Furniture and fixtures	63,000	-	-	-	-	-	(37,224)	-	-	25,776
Motor vehicles	34,000	-	-	-	-	-	(12,000)	-	-	22,000
IT equipment	8,220	-	-	-	-	-	(3,689)	-	-	4,531
Infrastructure	5,008,884,310	60,314,736	92,918	(884,617)	156,158,324	(8,948,617)	(136,556,606)	643,110	(201,236,361)	4,878,467,197
Community	473,000,317	1,760,541	(117,147,649)	-	9,735,587	-	(30,536,321)	-	39,963,500	376,775,975
Other	325,289,402	7,642,835	(12,646,138)	(5,997,874)	2,798,255	-	(26,502,937)	2,169,384	870,095	293,623,022
Movables	115,628,755	11,042,914	(2,125,854)	(21,921,276)	6,876	(66,645)	(33,638,545)	16,670,352	17,138,134	102,734,711
Biological assets	648,261	-	-	-	-	-	-	-	-	648,261
	6,417,873,612	**81,108,614**	**(46,213,715)**	**(32,291,767)**	**180,518,767**	**(9,015,262)**	**(252,878,464)**	**19,482,846**	**(174,607,657)**	**6,183,976,974**

Reconciliation of property, plant and equipment - Controlling entity - 2014

	Opening balance	Additions	Adjustments - cost	Disposals and impairment write off	Capital under construction	Depreciation disposals previous year	Depreciation and impairment useful life)	Impairments	Depreciation adjustments	Total
Land and buildings	531,675,501	43,421,707	(24,000)	-	4,121,902	-	(25,020,062)	-	3,471,244	557,646,292
Infrastructure	4,878,467,197	90,585,275	-	(6,028,880)	140,155,829	590,250	(148,773,549)	(222,450)	(202,617,994)	4,752,155,678
Community	376,775,975	828,608	244,855	-	14,736,636	-	(30,043,983)	-	(2,722,786)	359,819,305
Other	293,623,022	12,573,202	(15,267,897)	-	5,988,909	7,042,854	(25,480,138)	-	(1,326,777)	277,153,175
Movables	102,734,711	37,920,355	46,755	(51,990,823)	1,124,432	43,971,034	(26,850,466)	-	189,818	107,145,816
Biological assets	648,261	347,703	-	-	-	-	-	-	-	995,964
	6,183,924,667	**185,676,850**	**(15,000,287)**	**(58,019,703)**	**166,127,708**	**51,604,138**	**(256,168,198)**	**(222,450)**	**(203,006,495)**	**6,054,916,230**

Reconciliation of property, plant and equipment - Controlling entity - 2013

	Opening balance	Additions	Adjustment - cost	Disposals	Capital under construction	Impairment	Depreciation	Depreciation on disposal prior year	Depreciation - adjustments	Total
Land and buildings	494,317,347	347,588	85,613,008	(3,488,000)	11,819,725	-	(25,591,142)	-	(31,343,025)	531,675,501
Infrastructure	5,008,884,310	60,314,742	92,915	(884,617)	156,158,324	(8,948,620)	(136,556,606)	643,110	(201,236,361)	4,878,467,197
Community	473,000,317	1,760,540	(117,147,649)	-	9,735,587	-	(30,536,321)	-	39,963,501	376,775,975
Other	325,289,402	7,642,834	(12,646,138)	(5,997,874)	2,798,255	-	(26,502,937)	2,169,385	870,095	293,623,022
Moveables	115,628,755	11,042,914	(2,125,854)	(21,921,276)	6,876	(66,645)	(33,638,545)	16,670,352	17,138,134	102,734,711
Biological assets	648,261	-	-	-	-	-	-	-	-	648,261
	6,417,768,392	**81,108,618**	**(46,213,718)**	**(32,291,767)**	**180,518,767**	**(9,015,265)**	**(252,825,551)**	**19,482,847**	**(174,607,656)**	**6,183,924,667**

Pledged as security

No property , plant and equipment was placed as security for financial liabilities.

Refer to Appendix B for the detailed property,plant and equipment schedule.

All assets that were fully depreciated in the asset register had their useful lives reviewed during the reporting period. This was processed retrospectively and in terms of GRAP 3 treated as a change in accounting estimate.

During the financial year the useful life of property plant and equipment with zero values and assets that have been impaired have been reviewed , this is disclosed in the reconciliation above as depreciation adjustments and impairment.

Adjustments on cost in the reconcilation above are attributable to -

- reclassification of assets as per the different categories of property, plant and equipment.
- change in market value of investment property .
- reclassification of investment to property to property, plant and equipment
- reclassification change of property to property, plant and equipment.

9. Intangible assets

Group	2014			2013		
	Cost / Valuation	Accumulated amortisation and accumulated impairment	Carrying value	Cost / Valuation	Accumulated amortisation and accumulated impairment	Carrying value
Computer software, other	22,070,221	(20,776,524)	1,293,697	21,333,136	(20,237,988)	1,095,148
Servitudes	803,846	-	803,846	803,846	-	803,846
Total	**22,874,067**	**(20,776,524)**	**2,097,543**	**22,136,982**	**(20,237,988)**	**1,898,994**

Company	2014			2013		
	Cost / Valuation	Accumulated amortisation and accumulated impairment	Carrying value	Cost / Valuation	Accumulated amortisation and accumulated impairment	Carrying value
Computer software, other	22,070,221	(20,776,524)	1,293,697	21,333,136	(20,237,988)	1,095,148
Servitudes	803,846	-	803,846	803,846	-	803,846
Total	**22,874,067**	**(20,776,524)**	**2,097,543**	**22,136,982**	**(20,237,988)**	**1,898,994**

Reconciliation of intangible assets - Economic entity - 2014

	Opening balance	Additions	Amortisation	Total
Computer software, other	1,095,148	737,085	(538,536)	1,293,697
Servitudes	803,846	-	-	803,846
	1,898,994	**737,085**	**(538,536)**	**2,097,543**

Reconciliation of intangible assets - Economic entity - 2013

	Opening balance	Additions	Amortisation	Adjustments - amortisation	Total
Computer software, other	2,654,716	56,793	(1,663,602)	47,241	1,095,148
Servitudes	803,846	-	-	-	803,846
	3,458,562	**56,793**	**(1,663,602)**	**47,241**	**1,898,994**

Reconciliation of intangible assets - Controlling entity - 2014

	Opening balance	Additions	Amortisation	Total
Computer software, other	1,095,148	737,085	(538,536)	1,293,697
Servitudes	803,846	-	-	803,846
	1,898,994	**737,085**	**(538,536)**	**2,097,543**

Reconciliation of intangible assets - Controlling entity - 2013

	Opening balance	Additions	Amortisation	Adjustments - amortisation	Total
Computer software, other	2,654,716	56,793	(1,663,602)	47,241	1,095,148
Servitudes	803,846	-	-	-	803,846
	3,458,562	**56,793**	**(1,663,602)**	**47,241**	**1,898,994**

CITY OF CHOICE
PIETERMARITZBURG
MSUNDUZI

10.Investment property

Group	2014			2013		
	Cost / Valuation	Accumulated depreciation and accumulated impairment	Carrying value	Cost / Valuation	Accumulated depreciation and accumulated impairment	Carrying value
Investment property	356,913,816	-	356,913,816	320,520,236	-	320,520,236

Company	2014			2013		
	Cost / Valuation	Accumulated depreciation and accumulated impairment	Carrying value	Cost / Valuation	Accumulated depreciation and accumulated impairment	Carrying value
Investment property	356,913,816	-	356,913,816	320,520,236	-	320,520,236

Reconciliation of investment property - Economic entity - 2014

	Opening balance	Additions	Adjustment - cost	Total
Investment property	320,520,236	12,203,000	24,190,580	356,913,816

Reconciliation of investment property - Economic entity - 2013

	Opening balance	Adjustment - cost	Disposals	Impairments	Total
Investment property	325,807,355	4,939,548	(8,274,977)	(1,951,690)	320,520,236

Reconciliation of investment property - Controlling entity - 2014

	Opening balance	Additions	Adjustment - cost	Total
Investment property	320,520,236	12,203,000	24,190,580	356,913,816

Reconciliation of investment property - Controlling entity - 2013

	Opening balance	Adjustment - cost	Disposals	Impairments	Total
Investment property	325,807,355	4,939,548	(8,274,977)	(1,951,690)	320,520,236

Adjustments on cost in the reconcilation above are attributable to -

* change in market value of investment property .
* reclassification of investment to property to property, plant and equipment.

Pledged as security

Carrying value of assets pledged as security:

No investment property has been pledged as security for any financial liabilities.

A register containing the information required by section 63 of the Municipal Finance Management Act is available for inspection at the registered office of the municipality.

CITY OF CHOICE
PIETERMARITZBURG
MSUNDUZI

	Economic entity		Controlling entity	
Figures in Rand	**2014**	**2013**	**2014**	**2013**

Details of valuation

Investment property has been accounted for in terms of GRAP 16 and comprises of both land and buildings owned by the Msunduzi Municipality. Investment property will not be depreciated but will be annually valued on balance sheet date to determine their fair value as prescribed in GRAP 16.

Mills Fitchet has been awarded the tender for the valuation and identification of all investment property of the Msunduzi Municipality.The deliverables of the project included:

- A comprehensive deed search
- Providing separate land and building values
- Identifying Investment property
- Providing a data fact sheet for each property identified with information on the street address, SG 21 digit key (Erf, stand, portion), property description, GIS information and a photograph of the property.

The method applied in updating the investment property data in the asset register was:

- Vacant land was reviewed to determine future use and if no future use could be determined then it was classified as investment property.
- Properties with valid rental and lease agreements were deemed to be investment properties.
- All buildings have been identified and classified as investment property

11. Heritage assets

	Cost / Valuation	Accumulated impairment losses	Carrying value	Cost / Valuation	Accumulated impairment losses	Carrying value
Art Collections, antiquities and exhibits	177,572,480	-	177,572,480	176,969,036	-	176,969,036

Controlling entity	**2014**			**2013**		
	Cost / Valuation	**Accumulated impairment losses**	**Carrying value**	**Cost / Valuation**	**Accumulated impairment losses**	**Carrying value**
Art Collections, antiquities and exhibits	177,572,480	-	177,572,480	176,969,036	-	176,969,036

Reconciliation of heritage assets Economic entity - 2014

	Opening balance	Additions	Capital under construction	Total
Art Collections, antiquities and exhibits	176,969,036	103,444	500,000	177,572,480

Reconciliation of heritage assets Economic entity - 2013

	Opening balance	Additions	Additions through entity combinations	Total
Art Collections, antiquities and exhibits	-	140,191,240	36,777,796	176,969,036

Reconciliation of heritage assets Controlling entity - 2014

	Opening balance	Additions	Capital under construction	Total
Art Collections, antiquities and exhibits	176,969,036	103,444	500,000	177,572,480

CITY OF CHOICE
PIETERMARITZBURG
MSUNDUZI

	Economic entity		Controlling entity	
Figures in Rand	**2014**	**2013**	**2014**	**2013**

Reconciliation of heritage assets Controlling entity - 2013

	Opening balance	Additions	Reclassifications	Total
Art Collections, antiquities and exhibits	-	140,191,240	36,777,796	176,969,036

Transitional provisions

The Msunduzi Municipality has taken advantage of the transitional provision as issued by the Accounting Standards Board as per directive 7. As at 30 June 13 heritage assets have been initially measured at provisional amounts. Full compliance with GRAP 103 will be in June 2015. Only then will the municipality comply with GRAP 3 in terms of the retrospective application of the restating the cost of heritage assets as far as June 2011.

List of heritage assets where the values can not be determined :

1. Legal Deposit collection at the Bessie Head Library

In 1916, the Natal Society Library (now the Msunduzi Municipal Library – Bessie Head Library) was identified as one of 5 libraries in South Africa accorded Legal Deposit status. This privilege helped make it into one of South Africa's major research and information libraries. Legal Deposit Libraries play a unique and very important role as custodians, in perpetuity, of this country's cultural wealth and information. They also have to make this information available, as widely as possible, to the citizens of South Africa. The Legal Deposit Collection has become an important asset. Since 1916, the Msunduzi Municipal Library has amassed a huge collection of South African books, pamphlets, periodicals, maps and newspapers which it has to preserve for future generations.

2. Mahatma Gandhi Statue

The Statue was donated to the municipality in 1993 by the PMB Gandhi Memorial society in commemoration of the anniversary of Gandhi's eviction from a train at the Pietermaritzburg train station.

3. Highfield Road – (Site no. 166)

The land has been identified as a conservation site due to the endangered species of the Hilton Daisy, Gerbera aurantiaca. The Hilton daisy is a strikingly beautiful grassland plant that occurs around Pietermaritzburg in KwaZulu-Natal. The species is under considerable threat of extinction due to habitat fragmentation and degradation resulting from agriculture and urban sprawl.

4. City Hall Surrounding Garden and Memorial Plaque

This area has been identified as a heritage asset.

5. Tatham Art Gallery Gardens

This area has been identified as a heritage asset.

6. Alexandra Park

This area has been identified as a heritage asset.

7. Mayoral Chain

Stored in a secure safe at City Hall.

	Economic entity		Controlling entity	
Figures in Rand	**2014**	**2013**	**2014**	**2013**

12. Biological assets

Group	**2014**			**2013**		
	Cost / Valuation	**Accumulated depreciation and accumulated impairment**	**Carrying value**	**Cost / Valuation**	**Accumulated depreciation and accumulated impairment**	**Carrying value**
Trees in a plantation forest	46,520,046	-	46,520,046	37,915,260	-	37,915,260

Company	**2014**			**2013**		
	Cost / Valuation	**Accumulated depreciation and accumulated impairment**	**Carrying value**	**Cost / Valuation**	**Accumulated depreciation and accumulated impairment**	**Carrying value**
Trees in a plantation forest	46,520,046	-	46,520,046	37,915,260	-	37,915,260

Reconciliation of biological assets - Economic entity - 2014

	Opening balance	**Fair value adjustment**	**Total**
Trees in a plantation forest	37,915,260	8,604,786	46,520,046

Reconciliation of biological assets - Economic entity - 2013

	Opening balance	**Reclassification**	**Total**
Trees in a plantation forest	-	37,915,260	37,915,260

Reconciliation of biological assets - Controlling entity - 2014

	Opening balance	**Fair value adjustment**	**Total**
Trees in a plantation forest	37,915,260	8,604,786	46,520,046

Reconciliation of biological assets - Controlling entity - 2013

	Opening balance	**Reclassification**	**Total**
Trees in a plantation forest	-	37,915,260	37,915,260

The tree plantation was re-classified from inventory to biological assets in compliance with GRAP 27 (Agriculture assets) due to the biological transformation that comprises of the processes of growth, degeneration, production and procreation that cause qualitative or quantative changes in a biologiacal asset.

Biological assets are stated at fair value less costs to sell, based on the present value of the nett future cash flows from the asset discounted at a market determined pre-taxation rate.

Figures in Rand	Economic entity 2014	Economic entity 2013	Controlling entity 2014	Controlling entity 2013
13. Other financial assets				
Designated at fair value				
Fixed deposits - long term medium term investment	46,081	46,081	46,081	46,081
Terms and conditions				
At amortised cost				
Housing Refer to table below on disclosure relating housing loans per scheme.	8,330,621	7,508,655	8,330,621	7,508,655
Educational facilities * The Maritzburg Golf Club was granted a loan on the 31st December 1970 of R 139 000 for the construction of a golf course and buildings for a period of 50 years at at rate of 0% with yearly repayments of R2780.00 . * Maritzburg Rugby Sub-Union was granted a loan on the 31st December 1968 of R50 000 to undertake capital improvements at Woodburn Stadium for a period of 50 years at at rate of 7.5 % with yearly repayments of R11 560.86. * Maritzburg Rugby Sub-Union was granted a loan on the 31st December 1992 of R200 000 to undertake the provision of flood lighting at Woodburn Stadium for a period of 20 years at rate of 19 % with yearly repayments of R39 210.00.	288,898	294,591	288,898	294,591
Department of Human Settlements - low cost housing These projects relate to work that was completed and paid for by the municipality. Claims were prepared by the municipality's consultants/implementing agents to recover the funds from the Dept of Human Settlements. To date no funding has been received in respect for these low cost housing projects.	968,161	968,161	968,161	968,161
	9,587,680	**8,771,407**	**9,587,680**	**8,771,407**

CITY OF CHOICE
PIETERMARITZBURG
MSUNDUZI

		Economic entity		Controlling entity	
Figures in Rand		**2014**	**2013**	**2014**	**2013**
Schemes	**Average loan period**	**Average interest rate**	**Average purchase price**	**Loan balance**	**Arrears**
Woodlands 3	30	15	7,498	22,253	1,873
Woodlands 7	31	14	7,940	1,534,968	293,002
Woodlands 8	30	14	6,830	24,692	2,471
Woodlands 9	30	14	6,830	77,814	8,120
Northdale 1 - sub economic	30	14	16,487	47,454	9,014
Northdale 9	30	13	28,966	681,772	87,836
Northdale 10	30	14	13,779	442,320	56,173
Northdale 11	11	11	13,120	57,900	3,683
Northdale 12	30	15	31,485	222,804	8,808
Eastwood 1	29	14	12,802	858,738	113,592
Eastwood 2	30	14	10,594	843,715	181,441
Glenwood	31	14	29,163	1,572,526	154,639
Glenwood - selfhelp	29	14	21,871	3,237,425	495,989
Riverbend 1	30	15	17,665	3,382	-
	-	-	-	**9,627,763**	**1,416,641**
Total other financial assets		**9,633,761**	**8,817,488**	**9,633,761**	**8,817,488**
Non-current assets					
At amortised cost		9,587,680	8,771,407	9,587,680	8,771,407
Current assets					
Designated at fair value		46,081	46,081	46,081	46,081

CITY OF CHOICE
PIETERMARITZBURG
MSUNDUZI

Figures in Rand	Economic entity 2014	Economic entity 2013	Controlling entity 2014	Controlling entity 2013
14. Other financial liabilities				
At amortised cost				
External loans	539,519,432	585,993,207	539,519,432	585,993,207
DBSA - funding required for capital expenditure.Loans bear an interest rate between 6.75% and 16.50%. Loans are repayable over a period between 12 to 30 years, repayments are made quarterly and bi-annually.				
RMB - funding required for capital expenditure.Loans bear an interest rate between 11.38% and 14.18%. Loans are repayable over a period between 10 to 12 years, repayments were made monthly.				
INCA - funding required for capital expenditure.Loans bear an interest rate between 11.38%. Loans are repayable over a period of 10 years, repayments were made bi-annually.				
During the reporting period the municipality did not default on any of the interest or capital repayments of the external loan.				
No terms and conditions of the finance leases were re-negotiated.				

Refer to Appendix A for further details on long term liabilities.

Non-current liabilities				
At amortised cost	496,828,777	540,418,309	496,828,777	540,418,309
Current liabilities				
At amortised cost	42,690,655	45,574,898	42,690,655	45,574,898

15. Finance lease obligation				
Minimum lease payments due				
- within one year	410,046	1,248,051	410,046	1,248,051
- in second to fifth year inclusive	638,963	958,444	638,963	958,444
	1,049,009	2,206,495	1,049,009	2,206,495
less: future finance charges	(84,921)	(187,621)	(84,921)	(187,621)
Present value of minimum lease payments	**964,088**	**2,018,874**	**964,088**	**2,018,874**
Present value of minimum lease payments due				
- within one year	390,010	1,199,752	390,010	1,199,752
- in second to fifth year inclusive	574,078	819,122	574,078	819,122
	964,088	**2,018,874**	**964,088**	**2,018,874**
Non-current liabilities	569,098	907,103	569,098	907,103
Current liabilities	338,004	1,088,857	338,004	1,088,857
	907,102	**1,995,960**	**907,102**	**1,995,960**

The average lease term was 5 years and the average effective borrowing rate 2014 (12 %): 2013 (12%)

The entity did not default on any of the interest or capital repayments of the finance leases.

No terms and conditions of the finance leases were re-negotiated

	Economic entity		Controlling entity	
Figures in Rand	**2014**	**2013**	**2014**	**2013**

Refer to Appendix A for further details on finance leases.

16.Payables from exchange transactions

Trade payables	57,388,596	59,898,280	57,388,596	59,898,280
Other payables	8,155,439	76,605,648	8,155,439	76,577,515
Other deposits	1,181,165	1,092,377	1,181,165	1,092,377
Accrued leave pay	56,798,441	53,654,465	56,798,441	53,654,465
Retentions	18,978,684	15,345,809	18,978,684	15,345,809
Other payables accrued	244,629,034	211,301,316	244,629,034	211,301,316
Debtors with credit balances	65,931,507	63,135,324	65,931,507	63,135,324
	453,062,866	**481,033,219**	**453,062,866**	**481,005,086**

17. VAT payable

VAT payable	49,453,190	70,538,636	49,453,190	70,538,636

VAT is payable on the receipt basis.

VAT is only declared to SARS on receipt of payment from consumers.

During the financial year all VAT returns were submitted to SARS on due date except for the September 2013 return which incurred interest of R 4421.90 and penalties of R 62 456.27 for late payment.

18. VAT receivable

VAT	40,918	32,341	-	-

19. Consumer deposits

Electricity	36,249,602	61,725,772	36,249,602	61,725,772
Water	36,120,185	11,645,499	36,120,185	11,645,499
Refuse	8,172,827	2,152,949	8,172,827	2,152,949
Sewer	4,566,456	4,065,009	4,566,456	4,065,009
	85,109,070	**79,589,229**	**85,109,070**	**79,589,229**

Included in deposits is an accrual of interest at an effective interest of 4% per annum.

Balance on the interest reserve: R 19 458 111 as at 30 June 2014 and R 16 230 394 as at 30 June 2013.

Guarantees in lieu of electricity and water deposits	11,832,400	9,382,200	11,832,400	9,382,200

20. Unspent conditional grants and receipts

Unspent conditional grants and receipts comprises of:

Unspent conditional grants and receipts				
Provision of sports facilities	19,075	762,803	19,075	762,803
Tatham art gallery	106,912	308,523	106,912	308,523
Electricity side demand management	2,019,541	5,000,000	2,019,541	5,000,000
Intergrated national electrification programme	106,884,506	1,388,205	106,884,506	1,388,205
Greater edendale development initiative	3,354,146	4,527,589	3,354,146	4,527,589
Housing	37,200,815	36,956,805	37,200,815	36,956,805
Other grants from governmental departments	38,590	516,891	38,590	516,891
Library	14,503,139	10,753,641	14,503,139	10,753,641
Municipal infrastructure grant (MIG)	11,937,970	16,757,046	11,937,970	16,757,046
Municipal systems improvement grant (MSIG)	291,977	263	291,977	263
Public transportation infrastructure - COGTA and NT	95,646,428	79,785,779	95,646,428	79,785,779
Market	6,903,478	1,337,698	6,903,478	1,337,698
Electricity - COGTA	8,932,075	6,176,567	8,932,075	6,176,567

CITY OF CHOICE
PIETERMARITZBURG
MSUNDUZI

	Economic entity		Controlling entity	
Figures in Rand	**2014**	**2013**	**2014**	**2013**
Spoornet	382,077	363,995	382,077	363,995
Q Dot Pharma - ward 3,5 and 6	-	40,123	-	40,123
Msunduzi library	51,638	1,088,537	51,638	1,088,537
Massification	-	1,159,564	-	1,159,564
Water conservation water demand management	-	1,344,880	-	1,344,880
Urban renewal - COGTA	-	2,191,282	-	2,191,282
Municipal water services infrastructure grant	10	-	10	-
Sanitation bucket eradication	3,535	-	3,535	-
Premier's Office - Operation Dlulisumlando	1,500,000	-	1,500,000	-
Wadely stadium	121,000	-	121,000	-
Publicity house	1,417,166	-	1,417,166	-
	291,314,078	**170,460,191**	**291,314,078**	**170,460,191**

Movement during the year

Balance at the beginning of the year	170,460,191	149,447,649	170,460,191	149,447,649
Write back of trusts to accumulated surplus	-	(5,648,874)	-	(5,648,874)
Inter project transfers	-	(300,000)	-	(300,000)
Adjustments	-	(66,310)	-	(66,310)
Current year receipts and interest	479,734,027	259,617,183	479,734,027	259,617,183
Funds paid to National Treasury / grant provider	(37,665,000)	(6,113,000)	(37,665,000)	(6,113,000)
Funds still to be received from KZN provincial treasury for Nhlalakahle informal settlement electrification project	181,941	-	181,941	-
Funds still be received from Department of Human Settlements for Jika Joe informal settlement	12,197,883	-	12,197,883	-
Conditions met - transferred to revenue	(333,594,964)	(226,476,457)	(333,594,964)	(226,476,457)
	291,314,078	**170,460,191**	**291,314,078**	**170,460,191**

The extent of government grants recognised in the Statement of financial performance relates to the portion of the grant where the conditions have been fulfilled.

Unfulfilled conditions and other contingencies attaching to government assistance that has been recognised as a liability in the Statement of financial position.

Refer to Appendix E for details of unspent conditional grants, receipts and transfers from National and Provincial Government and other departments .

These amounts are invested in a ring-fenced investment until utilised.

National grants	259,872,240	144,297,082	259,872,240	144,267,082
Provincial grants	26,094,477	22,173,595	26,094,477	22,173,595
Other conditional grants	5,347,361	4,019,514	5,347,361	4,019,514
	291,314,078	**170,490,191**	**291,314,078**	**170,460,191**

	Economic entity		Controlling entity	
Figures in Rand	**2014**	**2013**	**2014**	**2013**

21. Provisions

Reconciliation of provisions - Economic entity - 2014

	Opening Balance	Contributions	Reversed during the year	Total
Performance bonus	682,489	792,315	(682,489)	792,315
Long service awards	3,714,230	2,370,174	-	6,084,404
Landfill rehabilitation	55,456,365	5,545,637	-	61,002,002
	59,853,084	**8,708,126**	**(682,489)**	**67,878,721**

Reconciliation of provisions - Economic entity - 2013

	Opening Balance	Contributions	Reversed during the year	Total
Performance bonus	311,926	682,489	(311,926)	682,489
Legal proceedings	-	3,714,230	-	3,714,230
Landfill rehabilitation	22,398,604	33,057,761	-	55,456,365
	22,710,530	**37,454,480**	**(311,926)**	**59,853,084**

Reconciliation of provisions - Controlling entity - 2014

	Opening Balance	Contributions	Reversed during the year	Total
Performance bonus	682,489	792,315	(682,489)	792,315
Long service awards	3,714,230	2,370,174	-	6,084,404
Landfill rehabilitation provision	55,456,365	5,545,637	-	61,002,002
	59,853,084	**8,708,126**	**(682,489)**	**67,878,721**

Reconciliation of provisions - Controlling entity - 2013

	Opening Balance	Contributions	Reversed during the year	Total
Performance bonus	311,926	682,489	(311,926)	682,489
Legal proceedings	-	3,714,230	-	3,714,230
Landfill rehabilitation	22,398,604	33,057,761	-	55,456,365
	22,710,530	**37,454,480**	**(311,926)**	**59,853,084**
Non-current liabilities		61,002,002		55,456,365
Current liabilities		6,876,719		4,396,719
		67,878,721		**59,853,084**

The landfill site provision represents management's best estimate of the municipality's rehabilition liability based on an valuation provided by an external consultant on the remaining useful life of the landfill site.

Envitech Solutions was appointed to provide the provision for the programme for closure of the New England Road landfill site.

Alien vegetation provision.

According to the National Environmental Management Act, 1998 (Act No. 107 of 1998) the municipality was encouraged to recognise a provision in this regard.

The Department of Agriculture has since 2006 provided considerable support to the Msunduzi Municipality in terms of clearing listed alien invasive plants.

CITY OF CHOICE
PIETERMARITZBURG
MSUNDUZI

	Economic entity		Controlling entity	
Figures in Rand	**2014**	**2013**	**2014**	**2013**

The Msunduzi Municipality's involvement and responsibility is effectively operational support to the Department of Agriculture terms of clearing listed alien invasive plants.

During the reporting period work was carried out in the following areas:

* Albany Park (20 h)
* Cleland Road / Mkondeni spruit (+/- 10 h)
* Lincoln Meade / Dunsby Avenue stream (+/- 5 h)
* Bisley Nature Reserve (+/- 5 h).

Performance bonus

The performance bonus provision is based on the maximum expectation that all key management will perform in terms of their agreements.

Long service awards

The long service award provision is created to ensure adherence to SALGA collective agreement requirements. The estimate is based on the monthly salaries rate at 30 June 2014.

22. Retirement benefit obligations

Defined contribution and benefit plan

The Council provides retirement benefits to its employees by contributing to a either a pension or provident fund.

Membership to either a pension or provident fund is compulsory for all permanent employees.

The majority of the members and the Council contributes to the Natal Joint Municipal Pension (NJMP) and Provident funds, employees contributing to South African Local Authorities Pension Fund (SALA), Associated Institution Pension Fund (AIPF), Pietermaritzburg Provident Fund and Government Employees Pension Fund (GEPF). Employees contributing to SALA, AIPF, Pietermaritzburg Provident Fund and GEPF make up the minority of members contribution to the pension funds.

The Msunduzi Municipality's liability in these funds can not be determined owing mainly to the assets not being allocated to each employer and one set of financial's being compiled for each fund and not for each contributing employer.

The majority of personnel are members of the following pension funds:

1. Kwa-Zulu-Natal Joint Municipal Provident Fund

An interim actuarial valuation was performed on 31 March 2013 by Arthur Els and Associates Consulting Actuaries.

Results of the valuation

The Fund self-insures its risk benefits in excess of the full benefit. It therefore maintains a Risk Reserve Account as a measure of protection against volatility in claims experience. The amount of R 16 287 188 required to be held in the Risk Reserve Account

The Fund is financially sound as at the valuation date.

Benefits of the fund:

* Pension age - 65 years
* Earliest retirement age - 58 years (55 years if more than 10 years continuous service)
* Full benefit - Initial transfer plus member's contributions plus employer's contributions for full benefits plus investment earnings and bonuses.
* Member's portion of full benefits - Initial transfer plus members contributions plus local authorities contributions for full benefits plus interim, special and final bonuses
* Benefit on retirement after earliest retirement age or pension age - Full benefit.
* Benefit on retirement because of ill health - Full benefit
* Benefit on death in service - Full benefit plus 0.7% of annual pensionable salary for each month of potential service to a maximum of 2.1 years salary.

Contributions of the fund :

* **Members contributions**
  Members may choose to contribute at a rate of 5%, 7% or 9.25% of their pensionable emoluments in terms of regulation 14(a)

* **Local Authorities Contributions**
  Participating employers contribute at a rate of 1.95 times of the rate of members contribution in terms of regulation 17(1)(b)

Benchmark:

The benchmark asset allocation determined as being appropriate for the fund, which takes cognisance of membership and liability profile, is stated below :

Domestic Investments:	1,399,436,000
International Investments	356,769,000
Risk Reserve Account	18,897,000
Membership	10,579

2. Natal Joint Municipal Pension Fund: (Superannuation) interim actuarial valuation

An interim actuarial valuation was performed on 31 March 2013 by Arthur Els and Associates Consulting Actuaries .

The market value of the Fund's assets was R 7,469,553,000 as at 31 March 2013.

The funding level in respect of contributory members has increased to 97.9%% from 96%.

The valuation disclosed a surplus of R577 million in respect of pensioners and a shortfall of R158.7 million in respect of members.

The regulations of the fund have been amended with effect from 1 July 2004, so that the Committee of Management is able to levy a separate surcharge on local authorities which grant excessive salary increases, thereby causing a financial strain on the Fund to the detriment of other stakeholders.

The employers are no longer permitting members to join the Fund, so that it is effectively closed to new members. This means that the average age will increase over time which, in turn, means that the required rate of contribution will also increase.

Thus, once the surcharge ceases, the underlying rate of contribution will not be sufficient to meet the cost of the benefits. It is necessary to set aside a reserve to hold assets equal to the expected shortfall. For this reason a "Contribution Reserve is held equal to the present value of the shortfall in terms of the Financial Services Board's Circular PF117 for the 5 years to 2015 when it is expected that the surcharge will cease.

Benefits of the fund:

* Members Contributions - 9.25% of pensionable salaries.
* Pension age 65 years
* Final average salary - average annual pensionable salaries during the last year of service.
* Pension on retirement at pension age - 2.2% of final average emoluments per year of continuous service.
* Lump sum on retirement at pension age - 8.25% of final average emoluments per year of service.
* Pension on retirement because of ill-health (minimum ten years continuous service) - pension as for retirement at pension age
* Lump sum on retirement because of ill-health (minimum 10 years continuous service) - lump sum as for retirement at pension age.
* Lump sum on retirement because of ill health (less than ten years continuous service) - the greater of the resignation benefit or twice the members contributions.
* Surviving Spouses pension on death in service - 1,2% of final average emoluments per year of continuous service that the member would have had at the pension age.
* Surviving Spouses pension on death of pensioner - 1,22% (0,77% in the case of a pensioner who retired before 1 July 1999) of final average emoluments per year of continuous service.
* Lump sum on death in service - Annual pensionable emoluments.10.75% of final average salaries
* Withdrawal - members contribution plus 5/12% for each month of continuous service (the addition is approximately equal to compound interest at 10% a year) and increased by 5% for each complete year of service up to a maximum of 20 years.

CITY OF CHOICE
PIETERMARITZBURG
MSUNDUZI

	Economic entity		Controlling entity	
Figures in Rand	**2014**	**2013**	**2014**	**2013**

Benchmark :

Investments

Domestic	5,978,802,000
International	1,640,213
Membership	5,117

The employees of the Council as well as the Council as employer, contribute to municipal pension,retirement and various provident funds as listed below:

Pension and provident funds				
Natal Joint Pension Fund	100,351,593	99,175,006	100,351,593	99,175,006
Natal Joint Provident Fund	35,861,101	29,930,067	35,861,101	29,930,067
Government Employees Pension Fund	4,268,195	4,369,928	4,268,195	4,369,928
Associated Institution Pension Fund	149,727	1,325,209	149,727	1,325,209
South Africa Local Authorities Pension Fund	637,677	703,947	637,677	703,947
Councillors Pension Fund	5,822,019	5,597,626	5,822,019	5,597,626
Dynamique Ambrella (Pietermaritzburg Provident Fund)	477,653	508,385	477,653	508,385
Umgeni Water Provident Fund	276,175	-	276,175	-
	147,844,140	**141,610,168**	**147,844,140**	**141,610,168**

Post retirement benefit plan

Post retirement medical aid plan

The municipality operates on 6 accredited medical aid schemes, namely:

1. Bonitas,
2. Discovery Health,
3. Hosmed,
4. Key-Health,
5. LA Health
6. SAMWU Med,

Pensioners continue on the option they belonged to on the day of their retirement.

The last post-employment health care benefits actuarial valuation in terms of GRAP 25 was done by Arch Acturial Consulting for the period ending 30 June 2014. The valuation undertaken in accordance with the requirements of Professional Guidance Note (PPN) 301 of the Actuarial Society of South Africa.

According to the last valuation the accrued liability amounted to R 559.8 million as at 30 June 2014.

A reconciliation of Msunduzi's accrued liability for the year ending 30 June 2014 is set out below:

Carrying value				
Present value of the defined benefit obligation-wholly unfunded	559,848,366	480,277,982	559,848,366	480,277,982

The fair value of plan assets includes:

Changes in the present value of the defined benefit obligation are as follows:

Carrying value				
Opening balance	480,277,982	359,810,000	480,277,982	359,810,000
Net expense recognised in the statement of financial performance	79,570,384	120,467,982	79,570,384	120,467,982
	559,848,366	**480,277,982**	**559,848,366**	**480,277,982**

CITY OF CHOICE
PIETERMARITZBURG
MSUNDUZI

	Economic entity		Controlling entity	
Figures in Rand	**2014**	**2013**	**2014**	**2013**
Net expense recognised in the statement of financial performance				
Current service cost	15,360,571	22,861,505	15,360,571	22,861,505
Interest cost	41,089,443	30,041,498	41,089,443	30,041,498
Actuarial (gains) losses	38,186,418	83,062,559	38,186,418	83,062,559
Expected return on plan assets	(15,066,048)	(15,497,580)	(15,066,048)	(15,497,580)
	79,570,384	**120,467,982**	**79,570,384**	**120,467,982**
Calculation of actuarial gains and losses				
Actuarial (gains) losses – Obligation	38,186,418	83,062,559	38,186,418	83,062,559
Changes in the liability are as follows:				
Opening balance	480,277,982	285,724,124	480,277,982	285,724,124
Contributions by employer	79,570,384	194,553,858	79,570,384	194,553,858
	559,848,366	**480,277,982**	**559,848,366**	**480,277,982**

Key assumptions used

Assumptions used at the reporting date:

The projected unit credit method is used as the standard valuation methodology for the valuation done during the reporting period.

Discount rates used	9.17%	8.69%	9.17%	8.69%
Health care inflation rate	8.31%	7.56%	8.31%	7.56%
Expected increase in salaries increases	6.81%	7.00%	6.81%	7.00%

Key demographic assumptions

Post retirement mortalityduring employment valued at PA (90)-3.

Sensitivity analysis

Base	559,848,000	480,278,000	559,848,000	480,278,000
-1%	248,825,292	418,281,000	248,825,292	418,281,000
+1%	649,908,000	552,477,000	649,908,000	552,477,000
	-	-	-	-

The employees of the Council as well as the Council as employer, contribute to municipal medical aids as listed below:

LA Health	30,227,413	24,265,465	30,227,413	24,265,465
Key Health	29,467,747	29,312,488	29,467,747	29,312,488
Samwumed	2,779,678	2,457,527	2,779,678	2,457,527
Discovery	121,668	103,562	121,668	103,562
Bonitas	15,633,562	13,483,314	15,633,562	13,483,314
Hosmed	527,037	766,356	527,037	766,356
	78,757,105	**70,388,712**	**78,757,105**	**70,388,712**

23. Housing development fund

Unappropriated surplus	17,286,094	15,646,075	17,286,094	15,646,075
Loans extinguished by government on 1 April 1998	34,256,892	34,256,892	34,256,892	34,256,892
	51,542,986	**49,902,967**	**51,542,986**	**49,902,967**

	Economic entity		Controlling entity	
Figures in Rand	**2014**	**2013**	**2014**	**2013**
The housing development fund is represented by the following assets &liabilities				
Property, plant and equipment	(1,620,309)	(1,620,309)	(1,620,309)	(1,620,309)
Housing selling scheme loans	8,330,621	7,508,763	8,330,621	7,508,763
Trade and other receivables	28,042,180	26,466,781	28,042,180	26,466,781
Bank and cash	16,790,495	17,549,827	16,790,495	17,549,827
Trade and other payables	-	(2,095)	-	(2,095)
	51,542,987	**49,902,967**	**51,542,987**	**49,902,967**

24. Accumulated surplus / deficit

Accumulated surplus	7,014,594,303	6,707,154,500	7,013,722,245	6,705,990,376
Self insurance reserve	70,028,245	67,227,157	70,028,245	67,227,157
Government grant reserve	502,517,698	512,453,571	502,517,698	512,453,571
Capital replacement reserve	12,635,718	12,635,718	12,635,718	12,635,718
Capitalisation reserve	8,463,531	8,463,531	8,463,531	8,463,531
	7,608,239,495	**7,307,934,477**	**7,607,367,437**	**7,306,770,353**

No mention is made in GRAP 1(Presentation of financial statements) of the above reserves and therefore the balances of these reserves were transferred to the accumulated reserve in 2007 / 2008 during the GRAP conversion and implementation.

25. Revenue

Service charges	2,073,501,239	1,982,478,509	2,073,501,239	1,982,478,509
Rental received	21,571,598	20,896,190	21,571,598	20,896,190
Fees from agency services	669,269	732,726	669,269	732,726
Licences and permits	81,004	59,002	81,004	59,002
Other revenue	115,545,156	60,557,695	115,512,631	60,552,735
Investment revenue	96,398,002	116,379,229	96,358,040	116,334,858
Property rates	602,953,620	585,863,903	602,953,620	585,863,903
Property rates - penalties imposed	22,673,588	39,595,547	22,673,588	39,595,547
Government grants & subsidies	694,304,613	566,469,707	694,304,613	566,469,707
Fines	102,750,783	8,371,286	102,750,783	8,371,286
	3,730,448,872	**3,381,403,794**	**3,730,376,385**	**3,381,354,463**

The amount included in revenue arising from exchanges of goods or services are as follows:

Service charges	2,073,501,239	1,982,478,509	2,073,501,239	1,982,478,509
Rental received	21,571,598	20,896,190	21,571,598	20,896,190
Fees from agency services	669,269	732,726	669,269	732,726
Licences and permits	81,004	59,002	81,004	59,002
Other revenue	115,545,156	60,557,695	115,512,631	60,552,735
Investment revenue	96,398,002	116,379,229	96,358,040	116,334,858
	2,307,766,268	**2,181,103,351**	**2,307,693,781**	**2,181,054,020**

The amount included in revenue arising from non-exchange transactions is as follows:

Taxation revenue				
Property rates	602,953,620	585,863,903	602,953,620	585,863,903
Property rates - penalties imposed	22,673,588	39,595,547	22,673,588	39,595,547
Transfer revenue				
Government grants & subsidies	694,304,613	566,469,707	694,304,613	566,469,707
Fines	102,750,783	8,371,286	102,750,783	8,371,286
	1,422,682,604	**1,200,300,443**	**1,422,682,604**	**1,200,300,443**

	Economic entity		Controlling entity	
Figures in Rand	**2014**	**2013**	**2014**	**2013**

26. Service charges

Sale of electricity	1,486,939,403	1,401,970,761	1,486,939,403	1,401,970,761
Sale of water	380,807,209	386,419,258	380,807,209	386,419,258
Refuse	79,454,009	73,999,200	79,454,009	73,999,200
Sewerage and sanitation charges	126,300,618	120,089,290	126,300,618	120,089,290
	2,073,501,239	**1,982,478,509**	**2,073,501,239**	**1,982,478,509**

The above figure is net of revenue foregone.

27. Rental received

External rentals	19,640,543	19,065,806	19,640,543	19,065,806
Internal rentals	1,931,055	1,830,384	1,931,055	1,830,384
	21,571,598	**20,896,190**	**21,571,598**	**20,896,190**

28. Fees from agency services

Agency fee from Umgungundlovu District Municipality	267,974	267,996	267,974	267,996
Fire alarm monitoring	47,880	45,360	47,880	45,360
Emergency call out fee	353,415	419,370	353,415	419,370
	669,269	**732,726**	**669,269**	**732,726**

29. Licences and permits

Dog licences	2,364	7,754	2,364	7,754
Trade licences	78,640	51,248	78,640	51,248
	81,004	**59,002**	**81,004**	**59,002**

30. Other revenue

Airport	6,220,341	4,426,387	6,220,341	4,426,387
Market	20,675,511	17,502,924	20,675,511	17,502,924
Burials and cremations	2,165,405	1,715,003	2,165,405	1,715,003
Buildings	1,585,448	1,657,842	1,585,448	1,657,842
Re-connections	8,908,749	5,945,833	8,908,749	5,945,833
Training levy recoveries	1,496,739	4,791,555	1,496,739	4,791,555
Discount received	644,951	319,763	644,951	319,763
Sundry income	19,353,478	12,308,166	19,320,953	12,303,206
Accounting charges	2,677,716	506,950	2,677,716	506,950
Forestry	15,090,433	11,383,272	15,090,433	11,383,272
Fair value - agriculture assets	8,604,786	-	8,604,786	-
Fair value adjustment - investment property	28,121,599	-	28,121,599	-
	115,545,156	**60,557,695**	**115,512,631**	**60,552,735**

31. Interest received

Interest revenue				
Interest received on external investments	39,962	44,371	-	-
Interest charged on trade and other receivables	893,182	1,234,318	893,182	1,234,318
Interest source 1	43,302,650	34,283,812	43,302,650	34,283,812
Interest received on trade and other receivables	52,162,208	80,816,728	52,162,208	80,816,728
	96,398,002	**116,379,229**	**96,358,040**	**116,334,858**

CITY OF CHOICE
PIETERMARITZBURG
MSUNDUZI

Figures in Rand	Economic entity 2014	Economic entity 2013	Controlling entity 2014	Controlling entity 2013
32. Property Rates				
Rates received				
Residential	281,313,283	270,583,910	281,313,283	270,583,910
Industrial/commercial	298,313,851	282,775,646	298,313,851	282,775,646
Rural Communal land	-	(244,486)	-	(244,486)
Agriculture	686,481	594,475	686,481	594,475
Public service infrastructure	159,755	308,657	159,755	308,657
Vacant land	24,220,475	31,192,970	24,220,475	31,192,970
Less: Adjustment processed	(1,740,225)	652,731	(1,740,225)	652,731
	602,953,620	585,863,903	602,953,620	585,863,903
Property rates - penalties imposed	22,673,588	39,595,547	22,673,588	39,595,547
	625,627,208	**625,459,450**	**625,627,208**	**625,459,450**
Valuations				
Residential	31,912,496,119	32,043,830,119	31,912,496,119	32,043,830,119
Industrial/Commercial	15,262,477,000	14,610,475,000	15,262,477,000	14,610,475,000
Rural Communal land	-	26,000,000	-	26,000,000
Agriculture	236,797,000	222,357,000	236,797,000	222,397,000
Public Service Infrastructure	140,230,000	163,614,000	140,230,000	163,614,000
Vacant land	1,158,384,000	1,493,978,000	1,158,384,000	1,493,978,000
Municipal properties	837,123,000	505,937,000	837,123,000	505,937,000
	49,547,507,119	**49,066,191,119**	**49,547,507,119**	**49,066,231,119**

General valuations on properties are performed every 4 years in terms of the Municipal Property Rates Act. The last general valuation came into effect on 1 July 2009. Supplementary valuations are take place on an annual basis to take into account building additions, changes, sub divisions and consolidations.

A new valuation roll will come into effect on 1 July 2014.

A general rate of 2.130 cents in a rand for 2014 and in 2013: 2.002 cents in a rand was applied to property valuations to determine assessment rates.

The adjustments during the year are compiled of all interim assessments, corrections and amendments to the accounts. This includes any transfer of payments, penalty reversals and value changes. A list of adjustments is available on a monthly basis and form part of the scope by the Auditor General .

	Economic entity		Controlling entity	
Figures in Rand	**2014**	**2013**	**2014**	**2013**

33. Government grants and subsidies

Operating grants				
Equitable share	354,313,000	338,903,000	354,313,000	338,903,000
Land use management grant and airport	-	176,987	-	176,987
Wadeley stadium - sports and recreation	179,000	-	179,000	-
Ashburton feasibility/SETA	371,035	819,196	371,035	819,196
Expanded public works programme	1,873,679	1,361,871	1,873,679	1,361,871
Finance management grant	1,550,000	1,996,692	1,550,000	1,996,692
Intergrated development plan	-	398,070	-	398,070
Library	14,200,728	3,255,134	14,200,728	3,255,134
Municipal systems improvement grant	244,880	555,000	244,880	555,000
Market	1,640	651,450	1,640	651,450
Municipal infrastructure grant and Sanitation bucket eradication and Water conservation water demand management	10,349,899	3,908,893	10,349,899	3,908,893
Municipal water infrastructure services grant	5,175,972	-	5,175,972	-
Public transportation infrastructure - COGTA and NT	35,773,917	36,700,000	35,773,917	36,700,000
Greater Edendale development initiative	4,633,041	4,403,215	4,633,041	4,403,215
Health, library and housing acccreditation subsidies	6,396,651	1,090,250	6,396,651	1,090,250
Housing	12,197,883	-	12,197,883	-
Tatham art gallery	598,875	23,454	598,875	23,454
Q Dot Pharma and Youth advisory centre	47,023	-	47,023	-
Water service delivery plan	82,742	-	82,742	-
Urban renewal and trusts	-	1,378,628	-	1,378,628
Department of Water Affairs	131,999	-	131,999	-
	448,121,964	395,621,840	448,121,964	395,621,840
Capital grants				
Neighbourhood development partnership grant	706,767	501,050	706,767	501,050
Alexandra park athletic track	2,384,479	1,377,671	2,384,479	1,377,671
Airport	14,198,246	436,295	14,198,246	436,295
Municipal infrastructure grant	155,718,791	135,301,595	155,718,791	135,301,595
Community communication initiative	9,300	40,079	9,300	40,079
Operation Dlulusumilando	500,000	-	500,000	-
Electricity	23,389,331	7,484,366	23,389,331	7,484,366
Expanded public works programme. trusts and Department of Water Affairs	165,000	538,520	165,000	538,520
Freedom square tourism and Publicity house renovations	1,133,140	10,534,526	1,133,140	10,534,526
Library	3,949,658	249,437	3,949,658	249,437
Market	2,204,674	5,668,532	2,204,674	5,668,532
Massification	1,159,564	840,436	1,159,564	840,436
Municipal system improvement grant	353,407	302,035	353,407	302,035
Public transportation infrastructure - COGTA and NT	17,695,383	4,566,790	17,695,383	4,566,790
Youth advisory centre	82,680	-	82,680	-
Tatham art gallery	106,854	-	106,854	-
Community development workers	-	7,096	-	7,096
Greater Edendale development intiative	19,160,074	-	19,160,074	-
Municipal water services infrastructure grant	1,074,018	-	1,074,018	-
Urban renewal	2,191,283	2,999,438	2,191,283	2,999,438
	246,182,649	170,847,866	246,182,649	170,847,866
	694,304,613	**566,469,706**	**694,304,613**	**566,469,706**

	Economic entity		Controlling entity	
Figures in Rand	**2014**	**2013**	**2014**	**2013**

Included in above are the following grants and subsidies received:

Government grants and subsidies

Equitable share	354,313,000	338,903,000	354,313,000	338,903,000
Operating grants	87,412,313	55,628,591	87,412,313	55,628,591
Subsidies	6,396,651	1,090,250	6,396,651	1,090,250
Capital grants	246,182,649	170,847,865	246,182,649	170,847,865
	694,304,613	**566,469,706**	**694,304,613**	**566,469,706**

Equitable Share
In terms of the Constitution, this grant is used to subsidise the provision of basic services to indigent community members.

Municipal infrastructure grant

Balance unspent at beginning of year	16,757,046	5,566,961	16,757,046	5,566,961
Current-year receipts	154,828,000	153,399,000	154,824,000	153,399,000
Conditions met - transferred to revenue	(159,643,076)	(139,055,368)	(159,643,076)	(139,055,368)
Grant paid back to National Treasury	-	(3,116,000)	-	(3,116,000)
Adjustment directly to grant	-	(37,547)	-	(37,547)
	11,941,970	**16,757,046**	**11,937,970**	**16,757,046**

Conditions still to be met - remain liabilities (see note 20)

To provide specific capital finance for basic municipal infrastructure backlogs for poor households,

Micro enterprises and social institutions servicing poor communities.

Additional text

Airport

Balance unspent at beginning of year	14,198,246	467,320	14,198,246	467,320
Conditions met - transferred to revenue	(14,198,246)	(467,320)	(14,198,246)	(467,320)
	-	-	-	-

Electricity side demand management

Balance unspent at beginning of year	5,000,000	-	5,000,000	-
Current-year receipts	-	5,000,000	-	5,000,000
Conditions met - transferred to revenue	(2,980,459)	-	(2,980,459)	-
	2,019,541	**5,000,000**	**2,019,541**	**5,000,000**

Conditions still to be met - remain liabilities (see note 20)

To provide subsidies to municipalities to implement Energy Efficiency and Demand Side Management (EEDSM) initiatives within municipal infrastructure in order to reduce electricity consumption and improve energy efficiency.

Finance management grant

Balance unspent at beginning of year	-	496,692	-	496,692
Current-year receipts	1,550,000	1,500,000	1,550,000	1,500,000
Conditions met - transferred to revenue	(1,550,000)	(1,996,692)	(1,550,000)	(1,996,692)
	-	-	-	-

The purpose of this grant was to promote support reforms in financial management by building capacity in local government to implement the Local Government : Municipal Finance Management Act (MFMA).Additional text

Freedom square tourism hub

Balance unspent at beginning of year	-	6,917,268	-	6,917,268
Current-year receipts	-	3,617,258	-	3,617,258
Conditions met - transferred to revenue	-	(10,534,526)	-	(10,534,526)
	-	-	-	-

	Economic entity		Controlling entity	
Figures in Rand	**2014**	**2013**	**2014**	**2013**
Greater Edendale development initiative				
Balance unspent at beginning of year	4,527,588	8,515,643	4,527,588	8,515,643
Current-year receipts (interest)	25,091,469	306,041	25,091,469	306,041
Conditions met - transferred to revenue	(23,793,114)	(4,294,095)	(23,793,114)	(4,294,095)
Inter project transfer	(2,471,797)	-	(2,471,797)	-
	3,354,146	**4,527,589**	**3,354,146**	**4,527,589**

Conditions still to be met - remain liabilities (see note 20)

Housing				
Balance unspent at beginning of year	36,359,004	36,359,009	36,359,004	36,359,009
Current-year receipts (interest)	244,011	597,795	244,011	597,795
	36,603,015	**36,956,804**	**36,603,015**	**36,956,804**

Conditions still to be met - remain liabilities (see note 20)

Sundry				
Balance unspent at beginning of year	516,892	1,414,736	516,892	1,414,736
Current-year receipts (interest)	1,874,000	1,557,737	1,874,000	1,557,737
Conditions met - transferred to revenue	(2,352,301)	(2,126,818)	2,352,301	(2,126,818)
Transfer to grants	-	(300,000)	-	(300,000)
Adjustment to opening balance	-	(19,576)	-	(19,576)
Adjustments directly to grant	-	(9,187)	-	(9,187)
	38,591	**516,892**	**4,743,193**	**516,892**

Conditions still to be met - remain liabilities (see note 20)

Library				
Balance unspent at beginning of year	4,604,692	665,704	4,604,692	665,704
Current-year receipts (interest)	21,113,780	7,232,926	21,113,780	7,232,926
Conditions met - transferred to revenue	(17,108,565)	(3,293,938)	(17,108,565)	(3,293,938)
	8,609,907	**4,604,692**	**8,609,907**	**4,604,692**

Conditions still to be met - remain liabilities (see note 20)

Funds provided by the Prov Dept of Arts and Culture for Libraries. Provided to begin addressing the constitutional mandate whereby libraries are an exclusive provincial competency.

Municipal systems improvement grant				
Balance unspent at beginning of year	263	485,098	263	485,098
Current-year receipts	890,000	800,000	890,000	800,000
Conditions met - transferred to revenue	(598,286)	(857,035)	(598,286)	(857,035)
Grant paid back to National Treasury	-	(427,800)	-	(427,800)
	291,977	**263**	**291,977**	**263**

Conditions still to be met - remain liabilities (see note 20)

To assist municipalities to perform their functions and stabilise institutional and governance systems as required in the Municipal Systems Act (MSA) and related legislation.

Neighbourhood development partnership grant				
Balance unspent at beginning of year	6,148,950	6,650,000	6,148,950	6,650,000
Current-year receipts (interest)	6,600,000	-	6,600,000	-
Conditions met - transferred to revenue	(706,767)	(501,050)	(706,767)	(501,050)
Other	(6,148,950)	-	(6,148,950)	-
	5,893,233	**6,148,950**	**5,893,233**	**6,148,950**

Conditions still to be met - remain liabilities (see note 20)

To support and facilitate the planning and development of neighbourhood development programmes and projects that provide catalytic infrastructure to leverage third party public and private sector development towards improving the quality of life of residents in targeted underserved neighbourhoods.

CITY OF CHOICE
PIETERMARITZBURG
MSUNDUZI

	Economic entity		Controlling entity	
Figures in Rand	**2014**	**2013**	**2014**	**2013**

Public transportation infrastructure - COGTA and National Treasury

	Economic entity		Controlling entity	
Figures in Rand	**2014**	**2013**	**2014**	**2013**
Balance unspent at beginning of year	79,785,779	73,601,570	79,785,779	73,601,570
Current-year receipts	100,846,000	45,000,000	100,846,000	45,000,000
Conditions met - transferred to revenue	(53,469,301)	(36,700,000)	(53,469,301)	(36,700,000)
Adjustments to opening balance	-	433,209	-	433,209
Grant paid back to National Treasury	(31,516,050)	(2,549,000)	(31,516,050)	(2,549,000)
	95,646,428	**79,785,779**	**95,646,428**	**79,785,779**

Conditions still to be met - remain liabilities (see note 20)

To provide for accelerated planning, construction and improvement of public and non-motorised transport Infrastructure.

Other external grants

Trusts

Balance unspent at beginning of year	-	6,052,205	-	6,052,205
Current-year receipts (including interest)	-	30,797	-	30,797
Conditions met - transferred to revenue	-	(434,128)	-	(434,128)
Write back to accumulated surplus	-	(5,648,874)	-	(5,648,874)
	-	**-**	**-**	**-**

Proviision of sports facilities

Balance unspent at beginning of year	762,803	535,291	762,803	535,291
Current-year receipts (including receipts)	1,640,750	1,605,183	1,640,750	1,605,183
Conditions met - transferred to revenue	(2,384,479)	(1,377,671)	(2,384,479)	(1,377,671)
	19,074	**762,803**	**19,074**	**762,803**

Conditions still to be met - remain liabilities (see note 20).

Water conservation water demand management

Balance unspent at beginning of year	1,344,880	-	1,344,880	-
Current-year receipts (including interest)	-	1,500,000	-	1,500,000
Conditions met - transferred to revenue	(1,344,880)	(155,120)	(1,344,880)	(155,120)
	-	**1,344,880**	**-**	**1,344,880**

Conditions still to be met - remain liabilities (see note 20).

Ashburton feasibility study

Balance unspent at beginning of year	-	500,000	-	500,000
Current-year receipts (including interest)	-	19,196	-	19,196
Conditions met - transferred to revenue	-	(519,196)	-	(519,196)
	-	-	-	-

Tatham Art Gallery

Balance unspent at beginning of year	308,523	-	308,523	-
Current-year receipts (including interest)	504,119	331,977	504,119	331,977
Conditions met - transferred to revenue	(705,729)	(23,454)	(705,729)	(23,454)
	106,913	**308,523**	**106,913**	**308,523**

Conditions still to be met - remain liabilities (see note 20).

Funds provided by the Prov Dept of Arts and Culture for Tatham art gallery. Provide financial support to the municipality with a focus on the development and maintenance of museum care and preservation of our culture heritage.

	Economic entity		Controlling entity	
Figures in Rand	**2014**	**2013**	**2014**	**2013**
Other external grants - Q Dot Pharma				
Balance unspent at beginning of year	40,123	40,123	40,123	40,123
Conditions met - transferred to revenue	(40,123)	-	(40,123)	-
	-	**40,123**	**-**	**40,123**

Conditions still to be met - remain liabilities (see note 20).

Other external grants - Library				
Balance unspent at beginning of year	1,088,537	1,279,480	1,088,537	1,279,480
Current-year receipts (including interest)	4,922	19,690	4,922	19,690
Conditions met - transferred to revenue	(1,041,821)	(210,633)	(1,041,821)	(210,633)
	51,638	**1,088,537**	**51,638**	**1,088,537**

Conditions still to be met - remain liabilities (see note 20).

Funds were received from the Carnegie Co-operation of New York towards the creation of a model library for adult users in Pietermaritzburg.

Other external grants - GIJIMA/DBSA - GEDI				
Balance unspent at beginning of year	-	19,953	-	19,953
Current-year receipts (including interest)	-	109,367	-	109,367
Conditions met - transferred to revenue	-	(109,120)	-	(109,120)
Refund of grant	-	(20,200)	-	(20,200)
	-	-	-	-

Other external grants - Spoornet				
Balance unspent at beginning of year	363,995	347,918	363,995	347,918
Current-year receipts (including interest)	18,081	16,077	18,081	16,077
	382,076	**363,995**	**382,076**	**363,995**

Conditions still to be met - remain liabilities (see note 20).

SETA				
Current-year receipts	371,035	300,000	371,035	300,000
Conditions met - transferred to revenue	(371,035)	(300,000)	(371,035)	(300,000)
	-	**-**	**-**	**-**

This money is awarded for skills development. The purpose is to strengthen the municipality's capacity in relation to skills development for the purpose of training.

Market				
Balance unspent at beginning of year	1,337,698	-	1,337,698	-
Current-year receipts (including interest)	7,772,094	7,657,680	7,772,094	7,657,680
Conditions met - transferred to revenue	(2,206,314)	(6,319,982)	(2,206,314)	(6,319,982)
	6,903,478	**1,337,698**	**6,903,478**	**1,337,698**

Conditions still to be met - remain liabilities (see note 20).

Funds received from COGTA for the market. The purpose is for the renovations and improvement of the fresh produce market which entails short term repairs, maintenance and upgrade of existing facilities.

CITY OF CHOICE
PIETERMARITZBURG
MSUNDUZI

Figures in Rand	Economic entity 2014	Economic entity 2013	Controlling entity 2014	Controlling entity 2013
Electricity - INEP				
Balance unspent at beginning of year	1,388,205	-	1,388,205	-
Current-year receipts (including interest)	123,000,000	5,000,000	123,000,000	5,000,000
Conditions met - transferred to revenue	(17,503,698)	(3,611,795)	(17,503,698)	(3,611,795)
	106,884,507	**1,388,205**	**106,884,507**	**1,388,205**

Conditions still to be met - remain liabilities (see note 20).

To implement the Integrated National Electrification Programme (INEP) by providing capital subsidies to municipalities to address the electrification backlog of occupied residential dwellings, and the installation of bulk infrastructure and rehabilitation and refurbishment of electricity infrastructure in order to improve quality of supply.

Electricity - COGTA				
Balance unspent at beginning of year	6,176,567	-	6,176,567	-
Current-year receipts (including interest)	5,478,740	10,049,137	5,478,740	10,049,137
Conditions met - transferred to revenue	(2,723,232)	(3,872,570)	(2,723,232)	(3,872,570)
	8,932,075	**6,176,567**	**8,932,075**	**6,176,567**

Conditions still to be met - remain liabilities (see note 20).

Massification - COGTA				
Balance unspent at beginning of year	1,159,564	-	1,159,564	-
Current-year receipts (including interest)	-	2,000,000	-	2,000,000
Conditions met - transferred to revenue	(1,159,564)	(840,436)	(1,159,564)	(840,436)
	-	**1,159,564**	**-**	**1,159,564**

Conditions still to be met - remain liabilities (see note 20).

Funds received from COGTA. To be used towards the efforts to reduce the currently unacceptably high volumes of NRW

Urban renew - COGTA				
Balance unspent at beginning of year	2,191,282	-	2,191,282	-
Current-year receipts (including interest)	-	6,500,000	-	6,500,000
Conditions met - transferred to revenue	(2,191,282)	(4,308,718)	(2,191,282)	(4,308,718)
	-	**2,191,282**	**-**	**2,191,282**

Conditions still to be met - remain liabilities (see note 20).

New England Road				
Balance unspent at beginning of year	-	(433,209)	-	(433,209)
Current-year receipts (including interest)	-	5,000,000	-	5,000,000
Conditions met - transferred to revenue	-	(4,566,791)		(4,566,791)
	-	-	-	-

Conditions still to be met - remain liabilities (see note 20).

	Economic entity		Controlling entity	
Figures in Rand	**2014**	**2013**	**2014**	**2013**
Wadeley Stadium				
Balance unspent at beginning of year	300,000	-	300,000	-
Conditions met - transferred to revenue	(179,000)		(179,000	-
	121,000	**-**	**121,000**	**-**

Conditions still to be met - remain liabilities (see note 20).

Publicity house - COGTA				
Current-year receipts	78,510	-	78,510	-
Conditions met - transferred to revenue	(1,133,140)	-	(1,133,140)	-
Inter project transfer	2,471,796	-	2,471,796	-
	1,417,166	**-**	**1,417,166**	**-**

Conditions still to be met - remain liabilities (see note 20).

Funds received from COGTA. To be used for the upgrade in the publicity house due to the building being structurally deteriorating and is giving a negative image towards the PURP initiative and the Freedom square tourism hub project.

Additional text

Sanitation bucket eradication				
Balance unspent at beginning of year	5,084,270	-	5,084,270	-
Conditions met - transferred to revenue	(5,080,735)	-	(5,080,735)	-
	3,535	-	3,535	-

Conditions still to be met - remain liabilities (see note 20).

Municipal water services infrastructure grant				
Balance unspent at beginning of year	6,250,000	-	6,250,000	-
Conditions met - transferred to revenue	(6,249,990)	-	(6,249,990)	-
	10	**-**	**10**	**-**

Conditions still to be met - remain liabilities (see note 20).

To facilitate the planning, acceleration and implementation of various projects that will ensure water supply to communities identified as not receiving a basic water supply service.

Premier Office - Operation Dlulisumlando				
Current-year receipts	2,000,000	-	2,000,000	-
Conditions met - transferred to revenue	(500,000)	-	(500,000)	-
	1,500,000	**-**	**1,500,000**	**-**

Conditions still to be met - remain liabilities (see note 20).

Funds provided by the office of the Premier. The purpose is in support of both the establishment and implementation of the Dlulisumlando Project, a national historical development initiative and imperative. The Project portrays a particular aspect of the historical struggle of the country (pays tribute to fallen hero) and culminates in the establishment of a Historical complex.

KZN Provincial Treasury - Nhlalakahle informal settlement electrification				
Conditions met - transferred to revenue	(181,942)	-	(181,942)	-
Funds still to be received	181,942	-	181,942	-
	-	**-**	**-**	**-**

Conditions still to be met - remain liabilities (see note 20).

CITY OF CHOICE
PIETERMARITZBURG
MSUNDUZI

	Economic entity		Controlling entity	
Figures in Rand	**2014**	**2013**	**2014**	**2013**
Housing - Jika Joe informal settlement				
Conditions met - transferred to revenue	(12,197,883)	-	(12,197,883)	-
Funds still to be received	12,197,883	-	12,197,883	-
	-	-	-	-

Conditions still to be met - remain liabilities (see note 20).

Refer to Appendix E1and E2 for detailed breakdown on transfers to revenue and conditions met on grant and subsidies.

34. Fines

Camera fines	94,161,386	6,259,039	94,161,386	6,259,039
Traffic fines	8,563,480	2,094,434	8,563,480	2,094,434
Health contravention fines	25,917	17,813	25,917	17,813
	102,750,783	**8,371,286**	**102,750,783**	**8,371,286**

35. Employee related costs

Salaries & wages	500,141,184	466,843,160	496,690,332	464,624,205
Contributions for UIF,WCA and SALBC levy	9,379,165	8,304,270	9,379,165	8,103,815
Contributions for pensions & medical aid	143,280,320	133,873,466	143,280,320	133,641,222
Travel, motor car, accommodation, subsistence and other allowances	36,189,433	32,276,629	36,189,433	32,276,629
Overtime payments	30,262,675	25,655,745	30,262,675	25,655,745
Long-service awards	22,762,989	16,815,648	22,762,989	16,815,648
Housing benefits and allowances	2,972,302	3,219,304	2,972,302	3,219,304
	744,988,068	**686,988,222**	**741,537,216**	**684,336,568**

Remuneration of municipal manager				
Annual Remuneration	1,090,190	1,053,529	1,090,190	1,053,529
Car Allowance	211,547	180,919	211,547	180,919
Contributions to UIF, Medical and Pension Funds	143,510	113,559	143,510	113,559
Bonus	180,000	-	180,000	-
Travel claim	38,126	-	38,126	-
Cellphone allowance	-	18,000	-	18,000
	1,663,373	**1,366,007**	**1,663,373**	**1,366,007**
Remuneration of chief finance officer				
Annual Remuneration	833,886	836,733	833,886	836,733
Car Allowance	137,250	128,122	137,250	128,122
Bonus	50,000	-	50,000	-
Contributions to UIF, Medical and Pension Funds	83,553	78,656	83,553	78,656
Acting allowance	12,450	-	12,450	-
Cellphone allowance	-	14,400	-	14,400
	1,117,139	**1,057,911**	**1,117,139**	**1,057,911**

	Economic entity		Controlling entity	
Figures in Rand	**2014**	**2013**	**2014**	**2013**
Remuneration of executive manager - internal audit				
Annual Remuneration	605,936	565,732	605,936	565,732
Car Allowance	153,262	127,718	153,262	127,718
Bonus	50,495	-	50,495	-
Contributions to UIF, Medical and Pension Funds	148,457	136,780	148,457	136,780
Travel claim	2,416	-	2,416	-
Cellphone allowance	-	9,000	-	9,000
	960,566	**839,230**	**960,566**	**839,230**
Remuneration of deputy municipal manager community services				
Annual Remuneration	460,953	1,004,562	460,953	1,004,562
Car Allowance	56,000	-	56,000	-
Contributions to UIF, Medical and Pension Funds	63,961	-	63,961	-
Housing subsidy	37,100	-	37,100	-
Cellphone allowance	-	14,267	-	14,267
Backpay	-	37,493	-	37,493
	618,014	**1,056,322**	**618,014**	**1,056,322**

The deputy municipal manager community services was appointed on the 01 December 2013.

Remuneration of deputy municipal manager corporate services				
Annual Remuneration	556,579	260,227	556,579	260,227
Contributions to UIF, Medical and Pension Funds	96,436	-	96,436	-
Acting allowance	21,876	54,526	21,876	54,526
Leave pay - termination	-	30,131	-	30,131
Cellphone allowance	-	4,800	-	4,800
	674,891	**349,684**	**674,891**	**349,684**

An acting allowance was paid to the process manager for the period July to September 2013.

The deputy municipal manager corporate services was appointed on the 1 December 2013

Remuneration of deputy municipal infrastructure services				
Annual Remuneration	600,163	728,939	600,163	728,939
Car Allowance	124,983	156,001	124,983	156,001
Contributions to UIF, Medical and Pension Funds	110,548	155,122	110,548	155,122
Acting allowance	14,902	-	14,902	-
Cellphone allowance	-	14,400	-	14,400
Travel claim	18,510	975	18,510	975
	869,106	**1,055,437**	**869,106**	**1,055,437**
Remuneration of deputy municipal manager development services				
Annual Remuneration	893,320	426,381	893,320	426,381
Car Allowance	14,400	53,411	14,400	53,411
Contributions to UIF, Medical and Pension Funds	88,883	20,381	88,883	20,381
Cellphone allowance	-	6,000	-	6,000
	996,603	**506,173**	**996,603**	**506,173**

The deputy municipal manager development services was appointed on the 1 December 2013.

Figures in Rand	Economic entity 2014	Economic entity 2013	Controlling entity 2014	Controlling entity 2013
36. Remuneration of councillors				
Mayor	1,000,917	980,192	1,000,917	980,192
Deputy Mayor	800,308	804,944	800,308	804,944
Councillors	22,626,530	23,480,334	22,626,530	23,480,334
Speaker	879,851	837,022	879,851	837,022
Executive committee members	7,051,006	4,398,525	7,051,006	4,398,525
Councillors' pension and medical aid contributions	4,741,029	2,920,517	4,741,029	2,920,517
	37,099,641	**33,421,534**	**37,099,641**	**33,421,534**

In-kind benefits

The Mayor, Deputy Mayor, Speaker and Executive Committee Members are full-time. Each is provided with an office and secretarial support at the cost of the Council.

The Mayor and the Deputy Mayor each have the use of separate Council owned vehicles for official duties.

The Mayor and Deputy Mayor have security and an official driver at a cost to Council.

	Executive committee	Councillors
Council members	10	63
Remuneration per month	71,837	34,451
	-	-

37. Conditional grant expenditure				
Airport	-	31,025	-	31,025
Finance management grant	1,550,000	1,996,692	1,550,000	1,996,692
Greater edendale development initiative	4,633,041	4,403,215	4,633,041	4,403,215
Housing	12,197,883	-	12,197,883	-
Expanded public works programme	1,873,679	1,361,871	1,873,679	1,361,871
Library	14,200,728	3,255,134	14,200,728	3,255,134
Municipal infrastructure grant	3,924,285	3,753,773	3,924,285	3,753,773
Municipal systems improvement grant	244,880	555,000	244,880	555,000
Municipal water infrastructure services grant	5,175,972	-	5,175,972	-
Public transportation infrastructure	35,773,917	36,700,000	35,773,917	36,700,000
SETA	371,035	300,000	371,035	300,000
Ashburton feasibility	-	519,196	-	519,196
Department of Water Affairs	131,999	-	131,999	-
Intergrated development plan	-	398,070	-	398,070
Land use management grant	-	145,962	-	145,962
Urban Renewal - COGTA	-	1,309,281	-	1,309,281
Youth Advisory Centre	6,900	-	6,900	-
Sanitation Bucket Eradication	5,080,735	-	5,080,735	-
Wadley Stadium - Sports and Recreation	179,000	-	179,000	-
Q Dot Pharma	40,123	-	40,123	-
COGTA - Water service delivery plan	82,742	-	82,742	-
Market - COGTA	1,640	651,450	1,640	651,450
Water conservation water demand management	1,344,880	155,120	1,344,880	155,120
Trusts	-	69,348	-	69,348
Tatham Art Gallery	598,874	23,454	598,874	23,454
	87,412,313	**55,628,591**	**87,412,313**	**55,628,591**

Figures in Rand	Economic entity 2014	Economic entity 2013	Controlling entity 2014	Controlling entity 2013
38. Depreciation and amortisation				
Property, plant and equipment	459,391,438	255,797,272	459,364,512	255,744,359
Intangible assets	538,536	1,663,602	538,536	1,663,602
Change in accounting estimate	(7,232,876)	(28,396,843)	(7,232,876)	(28,396,843)
	452,697,098	**229,064,031**	**452,670,172**	**229,011,118**

Change in accounting estimate relates to review of useful life for fully depreciated assets as per GRAP 17 and the reclassification of property, plant and equipment to investment property. The effect of this estimate is a decrease on the depreciation of R 7 232 876.

39. Impairment of assets

Impairments				
Property, plant and equipment	222,450	6,096,453	222,450	6,096,453
The procedure used to determine if the asset was impaired was to physically inspect the asset and determine if the asset was impaired and what factors contributed to the impairment and then comparing the condition, age and cost of the asset to the current records in the asset register and if there was a change this was then adjusted accordingly				
No impairments have been reported on cash generating assets because all assets acquired and which management has confirmed are primarily acquired for service delivery				
*** Investment property**	-	1,951,690	-	1,951,690
Impairment of investment property was performed becasuse the municipality had identified old and dilapidated buildings which added no contributory value to the investment property				
Inventory loss	439,602	93,369	439,602	93,369
Due to technological changes the inventory has become redundant.				
	662,052	**8,141,512**	**662,052**	**8,141,512**

40. Finance costs

Loans	63,756,841	69,343,234	63,756,841	69,343,234
Finance leases	136,974	389,929	136,974	389,929
Other interest paid	3,280,329	1,232,898	3,280,326	1,232,898
	67,174,144	**70,966,061**	**67,174,141**	**70,966,061**

No external funding was raised for capital projects during the reporting period.

41. Debt impairment

Contributions to debt impairment provision	112,679,217	217,793,936	112,679,217	217,793,936

42. Collection costs

Collection costs	15,372,628	4,615,653	15,372,628	4,615,653

CITY OF CHOICE
PIETERMARITZBURG
MSUNDUZI

Figures in Rand	Economic entity 2014	Economic entity 2013	Controlling entity 2014	Controlling entity 2013
43. Repairs and maintenance				
Buildings	4,413,287	4,303,909	4,413,287	4,303,909
Distribution plant hire	13,166,551	6,456,578	13,166,551	6,456,578
External services	17,054,325	11,852,538	17,054,325	11,852,538
Furniture and equipment	112,777	90,672	112,777	90,672
General	22,706,997	13,741,644	22,544,393	13,434,684
Grounds and fences	2,657,491	1,593,815	2,657,491	1,593,815
Infrastructure	2,553,731	2,471,176	2,553,731	2,471,176
Mains	8,238,711	5,758,451	8,238,711	5,758,451
Maintenance agreements	9,241,637	5,971,007	9,241,637	5,971,007
Plant and equipment	21,685,717	18,168,804	21,685,717	18,168,804
Robots	844,390	1,313,466	844,390	1,313,466
Stores and material	20,752,752	11,455,196	20,752,752	11,455,196
Trees	2,209,217	2,109,432	2,209,217	2,109,432
Vehicles	13,584,893	12,802,895	13,584,893	12,802,895
	139,222,476	**98,089,583**	**139,059,872**	**97,782,623**
44. Bulk purchases				
Electricity	1,081,219,121	1,039,360,585	1,081,219,121	1,039,360,585
Water	372,183,066	333,879,941	372,183,066	333,879,941
	1,453,402,187	**1,373,240,526**	**1,453,402,187**	**1,373,240,526**
45. Contracted Services				
Security	21,066,261	17,769,190	21,066,261	17,769,190
46. Grants and subsidies paid				
Other subsidies				
Community bodies	218,284	216,480	218,284	216,480
Safe City	-	-	4,210,526	3,947,368
	218,284	**216,480**	**4,428,810**	**4,163,848**

CITY OF CHOICE
PIETERMARITZBURG
MSUNDUZI

	Economic entity		Controlling entity	
Figures in Rand	**2014**	**2013**	**2014**	**2013**

47. General expenses

Airport	1,931,432	1,458,543	1,931,432	1,458,543
Advertising	1,390,174	1,434,267	1,390,174	1,434,267
Annual report	217,000	178,324	217,000	178,324
Audit fee	4,341,039	3,549,983	4,341,039	3,549,983
Bank charges	3,743,335	4,241,818	3,743,335	4,241,818
Bursaries	1,071,221	520,967	1,071,221	520,967
Subscription for cities network	1,000,000	321,538	1,000,000	321,538
Consultants fee	2,580,691	966,305	2,580,691	966,305
Conferences	467,563	109,201	467,563	109,201
Councillors development	488,798	565,790	488,798	565,790
Plant hire	3,662,888	51,680	3,662,888	51,680
Air pollution and monitoring	283,905	318,609	283,905	318,609
Dog pound	706,302	-	706,302	-
Entertainment	270,632	212,090	270,632	212,090
Consolidated billing costs	2,812,894	2,467,441	2,812,894	2,467,441
Ward committee costs	6,769,801	3,934,069	6,769,801	3,934,069
Government training levy	6,208,148	5,581,371	6,208,148	5,581,371
Hire charges	16,161,714	11,656,359	16,161,714	11,656,359
Insurance	10,916,557	10,931,176	10,916,557	10,931,176
Internet costs	253,363	300,505	253,363	300,505
IDP expenses	4,144,017	212,241	4,144,017	212,241
Interview costs	49,848	-	49,848	-
Kwanalogo subscriptions	6,185,049	4,000,000	6,185,049	4,000,000
Land sale costs	657,194	-	657,194	-
Leadership	945,811	249,560	945,811	249,560
Long service awards	1,148,348	1,870,562	1,148,348	1,870,562
Promotions	8,629,112	1,969,102	8,629,112	1,969,102
Mayoral projects	5,169,168	3,498,365	5,169,168	3,498,365
Medical supplies	126,395	81,525	126,395	81,525
Motor vehicle licences	1,898,136	1,674,650	1,898,136	1,674,650
Occupational health and safety medicals	38,357	-	38,357	-
Personnel training	4,439,022	3,105,650	4,439,022	3,105,650
Petrol and lubricants	28,436,323	20,144,378	28,436,323	20,144,378
Plant and equipment	296,306	1,900	296,306	1,900
Pietermaritzburg tourism	1,479,197	1,500,000	1,479,197	1,500,000
Postage and stamps	3,053,563	2,979,603	3,053,563	2,979,603
Printing and stationery	5,229,580	4,449,800	5,229,580	4,449,800
Pensions payable	17,990,507	13,620,278	17,990,507	13,620,278
Projects	4,075,432	1,984,078	4,075,432	1,984,078
Small medium and micro enterprises	902,104	349,574	902,104	349,574
Software licences	3,121,399	3,163,204	3,121,399	3,163,204
Stores and materials	5,555,237	4,251,260	5,555,237	4,251,260
Subsistence and travelling allowances	875,251	641,822	875,251	641,822
Telephone	7,424,857	5,654,853	7,424,857	5,654,853
Water quality testing	353,344	320,347	353,344	320,347
Valuation roll	11,291,642	3,193,891	11,291,642	3,193,891
Uniforms	4,071,194	2,460,041	4,071,194	2,460,041
Change in accounting estimate	93,500,827	240,129,091	93,500,827	240,129,091
External services	30,494,468	24,586,175	30,494,468	24,586,175
Other expenses	49,376,891	50,118,875	48,442,194	49,112,606

CITY OF CHOICE
PIETERMARITZBURG
MSUNDUZI

	Economic entity		Controlling entity	
Figures in Rand	**2014**	**2013**	**2014**	**2013**
Inter departmental charges	22,478,314	19,229,642	22,478,314	19,229,642
Impairrment of fines	61,540,892	-	61,540,892	-
Fair value adjustment - investment property	3,884,268	4,512,480	3,884,268	4,512,480
Forestry	12,126,737	10,941,309	12,126,737	10,941,309
Rental/car hire	1,027,169	207,996	1,027,169	207,996
	467,293,416	**479,902,288**	**466,358,719**	**478,896,019**

48. Operating lease

Operating lease payments represents rentals payable to Xtec Pietermaritzburg Ltd for the rental of photocopy and fax machines and Merchant West for laptops ,desk tops, computer server and ICT network leased.

Included in the general expenses is an amount of R 6 833 976 relating to the rentals payable.

No contingent rent is payable.

For futher disclosure on GRAP 13 (Leases) refer to note 58 relating to commitments.

49 Gains or losses on disposal of assets

Sale of assets	505,352	5,929,908	505,352	5,929,908
Land sales	(109,499)	(4,151,934)	(109,499)	(4,151,934)
	395,853	**1,777,974**	**395,853**	**1,777,974**

50. Gains or loss on donated assets

Nett movement on donated assets	(102,597)	(1,341,657)	(102,597)	(1,341,657)

51. Loss on immovable assets

Loss on immovable assets	(5,438,627)	-	(5,438,627)	-

52. Loss on movable assets

Loss on movable assets	6,456,578	613,184	6,456,578	613,184

CITY OF CHOICE
PIETERMARITZBURG
MSUNDUZI

	Economic entity		Controlling entity	
Figures in Rand	**2014**	**2013**	**2014**	**2013**

53. Cash generated from operations

Surplus	118 972 628	88 209 929	119 264 694	101 854 472
Adjustments for:				
Depreciation and amortisation	452 697 098	229 064 031	452 670 172	229 011 118
Gains or losses on sale of assets	293 256	1 777 973	293 256	1 777 973
Loss on non-current assets	11 895 205	1 954 841	11 895 205	1 954 841
Impairment	662 051	8 141 512	662 051	8 141 512
Movements in retirement benefit assets and liabilities	79 570 384	194 553 858	79 570 384	194 553 858
Movements in provisions	2 480 000	4 084 793	2 480 000	4 084 793
Movement in non current provisions	5 545 637	33 057 761	5 545 637	33 057 761
Movement on housing development fund	1 640 019	(5 622 937)	1 640 019	(5 622 937)
Other non-cash items	(29 517 556)	156 336 481	(29 517 556)	156 336 481
Changes in working capital:				
Inventories	11 805 819	(2 866 425)	11 805 819	(2 866 425)
Trade payables from exchange transactions	(27 970 354)	40 059 263	(27 942 220)	40 031 130
Trade and other receivables from exchange transactions	(81 691 161)	(162 771 910)	(81 691 161)	(176 395 355)
Trade and other receivables from non-exchange transactions	(111 075 863)	(125 467 231)	(111 067 286)	(125 443 371)
VAT	(21 085 443)	17 878 905	(21 085 446)	17 878 905
Unspent conditional grants and receipts	120 853 887	21 012 541	120 853 887	21 012 541
Taxation paid	(3)	(108 075)	-	-
	535 075 604	**499 295 310**	**535 377 455**	**499 367 297**
Issued				
100 Ordinary shares of R 1 each	100	100	-	-

The unissued shares of Safe City are under the control of the directors until the forthcoming annual general meeting.

55. Additional disclosure in terms of Municipal Finance Management Act

Contribtions to SALGA/KWANALOGA				
Council subscriptions	455,001	451,106	455,001	451,106
Amount paid - current year	(455,001)	(451,106)	(455,001)	(451,106)
	-	-	-	-
Audit fees				
Opening balance	162,365	112,452	162,365	112,452
Audit fee invoiced	4,341,039	3,549,983	4,341,039	3,549,983
Amount paid - current year	(4,319,866)	(3,500,070)	(4,319,866)	(3,500,070)
	183,538	**162,365**	**183,538**	**162,365**
PAYE and UIF				
Current year payroll deductions	95,039,832	86,882,061	95,039,832	86,882,061
Amount paid - current year	(95,039,832)	(86,882,061)	(95,039,832)	(86,882,061)
	-	-	-	-
Pension and Medical Aid Deductions				
Current year payroll deductions & Council contributions	226,601,244	210,808,991	226,601,244	210,808,991
Amount paid - current year	(226,601,244)	(210,808,991)	(226,601,244)	(210,808,991)
	-	-	-	-

CITY OF CHOICE
PIETERMARITZBURG
MSUNDUZI

Figures in Rand	Economic entity 2014	Economic entity 2013	Controlling entity 2014	Controlling entity 2013
VAT				
VAT receivable	40,918	32,341	-	-
VAT payable	49,453,190	70,538,636	49,453,190	70,538,636
	49,494,108	**70,570,977**	**49,453,190**	**70,538,636**

VAT output payables and VAT input receivables are shown in note 17 and 18.

All VAT returns have been submitted by the due date throughout the year.

VAT is only declared to SARS on receipt of payment from consumers

Councillors' arrear consumer accounts

Normal credit control procedures have been applied for the recovery of all oustanding debt.

Councillors have made arrangements to re-pay outstanding debt.

The following Councillors had arrear accounts outsatinding for more than 90 days at 30 June 2014:

30 June 2014	Outstanding less than 90 days R	Outstanding more than 90 days R	Total R
TI Dlamini	-	10,897	10,897
TS Magwaza	-	6,913	6,913
MB Zuma	-	580	580
VGM Mlete	-	24,775	24,775
P Sithole	-	2,091	2,091
SC Ndawonde	-	140,881	140,881
DB Phungula	-	11,493	11,493
VT Magubane	-	3,627	3,627
T Ndlovu	-	3,368	3,368
	-	**204,625**	**204,625**

30 June 2013	Outstanding less than 90 days R	Outstanding more than 90 days R	Total R
TI Dlamini	-	12,403	12,403
TRM Zungu	-	107	107
M Inderjit	-	2,121	2,121
MB Zuma	-	566	566
VGM Mlete	-	37,223	37,223
P Sithole	-	18,754	18,754
DB Phungula	-	27,712	27,712
WF Lambert	-	7,748	7,748
	-	**106,634**	**106,634**

56. Deviation from supply chain management regulations

Regulation 36 of the Municipal SCM Regulations of 2005 permits the Accounting Officer to "dispense with official procurement processes established by the policy and to procure any required goods or services through any convenient process".

This would typically include urgent and emergency cases, single-source goods, and any other cases where it impractical to follow normal SCM process. In the event of such a decision, the Accounting Officer is required to report this to the next Council meeting for noting. The expenses incurred as listed below have been condoned.

	Economic entity		Controlling entity	
Figures in Rand	**2014**	**2013**	**2014**	**2013**
Incidents				
Legal	578,713	-	578,713	-
Water quality testing	68,310	-	68,310	-
Advertisements	-	31,012	-	31,012
Health and safety	-	1,142,465	-	1,142,465
Other	1,973,443	585,601	1,973,443	585,601
Uniforms	330,000	-	330,000	-
Repairs to motor vehicles	3,186,697	3,933,387	3,186,697	3,933,387
Repairs and maintenance	442,286	1,556,955	442,286	1,556,955
Forensic	-	1,114,069	-	1,114,069
Library	5,881,430	1,812,057	5,881,430	1,812,057
Service delivery	7,449,974	2,002,689	7,449,974	2,002,689
Training	-	27,743	-	27,743
Computer expenditure	739,926	-	739,926	-
	20,650,779	**12,205,978**	**20,650,779**	**12,205,978**

57. Prepayments

Commissions - are calculated on sales from prepaid electricity sales made by vendors on behalf of the Council. The commissions are included in the general expenses category of the statement of financial performance.

In the 2006/2007 financial year two vendors had defaulted in depositing amounts received from prepaid sales. As a result no commission was paid to them. The defaulting vendors are Sweet waters and Phayiphini who had ceased trading in January 2007 and October 2006 respectively.

The amounts of R55 723 and R75 896 respectively are deemed to be irrecoverable for the 2005/2006 financial year. Also the amounts of R13 980 and R15 671 being the movements for the 2006/2007 year are deemed irrecoverable .

This matter is being handled by the legal division in conjunction with the SAPS - Commercial branch unit and Venn Nemeth & Hart attorneys.

58. Commitments

Authorised capital expenditure

Already contracted for but not provided for				
• Crematories	-	733,391	-	733,391
• Parks	-	6,136,022	-	6,136,022
• Sanitation	95,941,331	33,323,294	95,941,331	33,323,294
• Water	28,567,992	22,300,968	28,567,992	22,300,968
• Roads	4,802,743	36,953,418	4,802,743	36,953,418
• Electricty	-	85,283,395	-	85,283,395
	129,312,066	**184,730,488**	**129,312,066**	**184,730,488**

The above committed expenditure relates to infrastructure assets and will be financed by available bank facilities.

Operating leases - as lessee (expense)				
• Minimum lease payments due - within one year	5,644,444	945,999	6,812,944	945,999
• Minimum lease payments due - in second to fifth year inclusive	11,008,033	1,576,665	11,008,033	1,576,665
	16,652,477	**2,522,664**	**17,820,977**	**2,522,664**

Operating lease payment represent rentals payable by Xtech Pietermartizburg Ltd for the rental of photocopy and fax machines and Merchant West for laptops, desk tops, computer server and leasing of the ICT network.

No contingent rent is payable

CITY OF CHOICE
PIETERMARITZBURG
MSUNDUZI

Figures in Rand	Economic entity 2014	Economic entity 2013	Controlling entity 2014	Controlling entity 2013
59. Contingencies				
Refer to Appendix F for detailed listing of contingent liabilities	61,675,828	42,529,437	61,675,828	42,529,437

60. Related parties

Related party transactions

The NCT tree farming (Pty) Ltd manages timber plantations established on Council owned land on behalf of the Council by a management agreement. NCT is entitled to a 5% management fee based on net profit.

Safe City has been formed as a partnership with the business community to combat crime in the city. Council allocates a grant in aid to the entity.

NCT - 5% of management fee	86,272	23,261	86,272	23,261
Safe City - grant	4,210,526	3,947,368	4,210,526	3,947,368
	4,296,798	**3,970,629**	**4,296,798**	**3,970,629**

Awards to close family members of persons in the service of the state

Enforce Security - the director of the company is married to Ms Dube - MEC for COGTA, the value of contract is:	1,338,973	-	1,338,973	-

Key management information

Executive councillors	Annual remuneration	Car allowance	Cell phone allowance and housing subsidy	Basic non retirement funding and back pay	Pension	Medical aid
Mayor - CJ Ndlela	928,136	-	41,820	30,961	143,865	18,599
Deputy Mayor - TR Zuma	634,576	143,560	41,820	(19,648)	98,307	-
Member - NP Bhengu	540,580	210,293	59,114	20,028	-	32,023
Member - JM Lawerence : 1 month	326,578	4,519	20,868	10,836	50,612	-
Member - M Inderjith	484,135	210,293	59,114	17,415	75,233	15,847
Member - M Chetty : 11 months	537,240	131,082	19,129	19,273	83,477	-
Member - WF Lambert	637,408	84,117	20,868	20,898	98,746	-
Member - NE Majola	635,249	54,676	20,868	21,712	98,544	30,990
Member - JJ Ngubo	561,657	134,587	59,114	19,506	87,174	-
Member - VT Xulu	798,933	-	21,076	41,162	-	15,533
Member - M Schalkwyk	510,385	213,880	21,076	24,967	80,303	25,985
Subtotal	**6,594,877**	**1,187,007**	**384,867**	**207,110**	**816,261**	**138,977**
	6,594,877	**1,187,007**	**384,867**	**207,110**	**816,261**	**138,977**

Councillors	Annual remuneration	Car allowance	Cell phone allowance and housing subsidy	Basic non retirement funding and back pay	Pension	Medical aid
Speaker - B Baijoo	670,545	143,560	41,820	23,927	-	59,218
Whip - TV Magubane	623,901	84,117	20,868	20,899	96,720	15,533
NB Ahmed	266,402	58,882	20,868	9,210	41,342	16,709
R Ahmed	234,374	98,136	20,868	8,127	36,375	15,533
RP Ashe	247,881	98,136	20,868	8,127	38,401	-
N Atwaru	265,901	39,255	20,868	9,753	41,348	36,290
C Bradley	230,370	98,136	20,868	8,127	35,775	20,138
SD Buthelezi	234,374	98,136	20,868	8,127	36,375	15,533
TM Buthelezi	230,054	98,136	20,868	8,127	35,727	20,501
PN Dlamini	230,054	98,136	20,868	8,127	35,727	20,501
TI Dlamini	220,933	98,136	20,868	8,127	34,359	30,990

Councillors	Annual remuneration	Car allowance	Cell phone allowance and housing subsidy	Basic non retirement funding and back pay	Pension	Medical aid
AB Dlomo	247,881	98,137	20,868	8,128	38,401	-
S Govender	285,063	98,136	20,868	9,347	-	-
SC Gwala	233,352	98,136	20,868	8,127	36,222	16,709
NF Gumede	279,630	39,255	20,868	9,753	43,407	20,501
PV Jaca	247,881	98,136	20,868	8,127	38,401	-
SP Lyne	247,881	98,136	20,868	8,127	38,401	16,709
LL Madlala	233,352	98,136	20,868	8,127	36,222	-
SI Madonda	254,433	58,882	20,868	9,211	39,547	30,474
TS Magwaza	227,689	98,136	20,868	7,892	35,337	23,492
ST Majola	237,501	98,136	20,868	8,127	36,844	11,937
FM Makhathini	216,324	98,136	20,868	8,127	33,668	36,290
T Matiwane	330,508	-	20,868	10,837	51,202	-
M Maphumalo	285,063	98,136	20,868	9,347	-	-
AL Mbanjwa	222,808	98,136	20,868	8,127	34,640	28,833
FN Mbatha	282,298	41,217	20,868	9,699	43,799	15,533
GR McArthur	247,881	98,136	20,868	8,127	38,401	-
MB Mkhize	233,331	98,136	20,868	8,127	36,219	16,733
MA Mkhize	247,881	98,136	20,868	8,127	38,401	-
MH Mkhize	221,076	98,137	20,868	8,127	34,380	30,825
SA Mkhize	229,160	98,136	20,868	8,127	35,593	21,529
VGM Mlete	219,511	98,137	20,868	8,127	34,146	32,626
PN Msimang	297,234	58,882	20,868	10,593	-	25,837
SC Ndawonde	312,093	-	20,868	8,671	48,115	23,667
MD Ndlovu	247,881	98,136	20,868	8,127	38,401	-
NZ Ndlovu	231,591	98,136	20,868	8,127	35,958	18,733
TP Ndlovu	236,649	98,136	20,868	8,127	36,716	12,917
BB Ngcobo	245,929	78,509	20,868	8,669	38,190	21,249
JN Ngcobo	247,881	98,136	20,868	8,127	38,401	-
KM Ngcobo	233,209	98,136	20,868	7,739	36,142	17,320
LC Ngcobo	223,786	98,136	20,868	8,127	34,787	27,709
MA Ngcobo	317,001	-	20,868	10,837	49,176	15,533
TP Ngcobo	225,414	98,136	20,868	8,127	35,031	25,837
PG Ngidi	234,374	98,136	20,868	8,127	36,375	15,533
TD Ntombela	247,881	98,136	20,868	8,127	38,401	-
DB Phungula	211,844	98,136	20,868	8,127	32,996	41,442
DF Ryder	285,063	98,136	20,868	9,347	-	-
P Shozi	297,457	39,255	20,868	9,753	46,081	-
LN Sikhakhane	247,881	98,136	20,868	8,127	38,401	-
J Singh	236,649	98,136	20,868	8,127	36,716	12,917
RB Singh	330,508	-	20,868	10,837	51,202	-
P Sithole	236,649	98,136	20,868	-	36,716	12,917
BC Sokhela	277,985	37,292	20,868	9,807	43,169	24,293
MS Sokhela	236,649	98,136	20,868	8,127	36,716	12,917
R Soobiah	247,881	98,136	20,868	8,127	38,401	-
MA Tarr	610,849	210,293	20,868	20,028	-	-
LJ Winterbach	247,881	98,136	20,868	8,127	38,401	-
DP Zondi	247,881	98,136	20,868	8,127	38,401	-
BE Zuma	247,881	98,136	20,868	8,127	38,401	-
MB Zuma	236,649	98,136	20,868	8,127	36,716	12,917
NJ Zungu	330,508	-	20,868	10,837	51,202	-
TRM Zungu	236,649	98,136	20,868	8,127	36,716	12,917
Subtotal	16,753,080	5,305,522	1,314,768	563,947	2,221,308	887,792
	16,753,080	**5,305,522**	**1,314,768**	**563,947**	**2,221,308**	**887,792**

CITY OF CHOICE
PIETERMARITZBURG
MSUNDUZI

Figures in Rand	Economic entity 2014	Economic entity 2013	Controlling entity 2014	Controlling entity 2013

Remuneration of mangement	Annual remuneration	Car allowance and travel claim	Bonus	Contributions to UIF,medical aid and pension funds	Acting allowance	Cell phone allowance and housing subsidy
Municipal manager	1,090,190	249,673	180,000	143,510	-	-
Chief finance officer	833,886	137,250	50,000	83,553	12,450	-
Deputy municipal manager community services	460,953	56,000	-	63,961	-	37,100
Deputy municipal manager corporate services	556,579	96,436	-	-	21,876	-
Deputy municipal manager infrastructure services	600,163	143,493	-	-	14,902	-
Deputy municipal manager development services	893,320	14,400	-	88,883	-	-
Executive manager internal audit	605,936	155,678	50,495	148,457	-	-
Subtotal	5,041,027	852,930	280,495	528,364	49,228	37,100
	5,041,027	**852,930**	**280,495**	**528,364**	**49,228**	**37,100**

61. Events after the reporting date

No events to report on after the reporting date.

62. Changes in accounting policy

During 2013 , the municipality changed its accounting policy with respect to the recording of the tree plantation. It has been re-classified from inventory to biological assets in compliance with GRAP 27 (Agriculture assets) due to the biological transformation that comprises of the processes of growth, degeneration, production and procreation that cause qualitative or quantative changes in a biological asset. The municipality has now decided to disclose the tree stock under biological assets rather than inventory.

Statement of financial position

Biological assets				
Tree plantations incorrectly classified as inventory	-	37,915,260	-	37,915,260
Accumulated surplus previously reported				
Previously stated	-	7,241,665,507	-	7,241,665,507
Tree plantations incorrectly classified as inventory	-	37,915,260	-	37,915,260
	-	**7,279,580,767**	**-**	**7,279,580,767**

63. Prior period errors

The comparative statements for 2012/2013 financial year have been restated to recognise the amendments relating to all of the below errors.

The effects of the changes are detailed below :

Effects of prior period error	-	70,484,846	-	70,484,846

Statement of financial position

In terms of IGRAP 1 traffic fines must be accounted for on an accrual basis and not on a cash basis. Fines must be recognised when issued and not on the probablity of estimation of collection.

63.1 Trade and other receivables from non exchange transactions

Balance previously reported	-	294,313,253	-	294,313,253
Recognisation of traffic fines issued - prior 12/13	-	27,189,586	-	27,189,586
Restated balance	**-**	**321,502,839**	**-**	**321,502,839**

CITY OF CHOICE
PIETERMARITZBURG
MSUNDUZI

	Economic entity		Controlling entity	
Figures in Rand	**2014**	**2013**	**2014**	**2013**

63.2 Biological assets

The tree plantation was re-classified from inventory to biological assets in compliance with GRAP 27 (Agriculture assets) due to the biological transformation that comprises of the processes of growth, degeneration, production and procreation that cause qualitative or quantative changes in a biological asset.

Asset incorrectly identified as inventory - prior 12/13	-	37,915,260	-	37,915,260
Restated balance	-	37,915,260	-	37,915,260

Statement of Financial Performance
Land held as inventory for sale and distribution was recorded at zero value and was sold at R 5.38 million

63.3 Gains or loss on disposal of assets

Balance previously reported	-	3,602,027	-	3,602,027
Land held for sale and distribution - 12/13	-	(5,380,000)	-	(5,380,000)
Restated balance	-	1,777,973	-	1,777,973

63.4 Accumulated surplus

Balance previously reported	-	7,241,665,507	-	7,241,665,507
Recognisation of traffic fines issued	-	27,189,586	-	27,189,586
Asset incorrectly identified as inventory - 12/13	-	37,915,260	-	37,915,260
Restated balance	-	7,306,770,353	-	77,306,770,353

During the 2013/14 financial year the municipality corrected a fundamental error. The municipality discovered that water & electricity consumption was estimated for a longer period in contravention of municalitys Debt Collection and Credit Control Policy. The municipality therefore embarked in a lengthy exercise of locating and reading meters in order to obtain accurate reading. The meters readings revealed a difference between the estimated and actual meter readings. The difference necessitated the adjustment of prior years revenue and accounts receivables. Revenue was reversed and Debtors were also written off as it was uncovered that they do not exist.	2,073,501,239	1,914,018,016	1,746,715,067	-
Effect on the Statement of Financial Performance for the year ended 30 June 2014				
Previously reported	2,073,501,239	1,968,855,064	1,678,603,419	-
Revenue written off	-	(21,726,733)	-	-
Revenue restatement	-	(33,110,315)	-	-
Effect to the Stae	-	-	68,111,648	-
	2,073,501,239	**1,914,018,016**	**1,746,715,067**	**-**

Effect on the Statement of Financial Position as at 2013/14				
Gross	1,632,049,734	1,552,622,732	1,133,722,533	-
Provision	(792,600,962)	(801,836,140)	(584,042,761)	-
Carrying value	839,448,772	750,786,592	549,679,772	-
Accounts receivable - write off	-	(21,726,733)	-	-
Accounts receivable - restatement	-	(33,110,315)	68,111,648	-
Accounts receivable - Vat	-	(3,041,743)	-	-
	839,448,772	**692,907,802**	**617,791,420**	**-**

CITY OF CHOICE
PIETERMARITZBURG
MSUNDUZI

	Economic entity		Controlling entity	
Figures in Rand	**2014**	**2013**	**2014**	**2013**

64 . Change in accounting estimate

Property, plant and equipment
Review of useful life for fully depreciated assets according to GRAP 17 and the reclassification of property, plant and equipment to investment property. The effect of this revision has decreased the provision by R 7 232 876.27

Landfill rehabilitation provision
The New England Road landfill site provisional programme closure was awarded to Envitech Solutions. The useful life of the landfill site was estimated in 2013 to be 10 years. The landfill site provision represents management's best estimate of the municipality's rehabilition liability based on an valuation provided by an external consultant. The effect of this revision has increased the provision by R 5 545 636.

Provisions
The leave pay provsion is created to ensure adherence to SALGA collective agreement requirements. It states that at the end of a leave cycle, an employee may not have more than 48 days annual leave to his credit. The effect of this revision has increased the provision by R 6 014 632.

The post-employment health care benefit actuarial valuation was done by Arch Acturial Consulting. The valuation undertaken in accordance with the requirements of Professional Guidance Note (PPN) 301 of the Actuarial Society of South Africa. The effect of this revision has increased the provision by R 79 570 384.

The long service award provision is created to ensure adherence to SALGA collective agreement requirements. The estimate is based on the monthly salaries rate at 30 June 2014. The effect of this revision has increased the provision by R2 370 174.

65. Irregular expenditure

Opening balance	45,411,822	219,203,257	45,411,822	219,203,257
Add: Irregular Expenditure - current year	269,012,345	34,910,840	267,956,841	34,910,840
Less: Amounts condoned	-	(208,702,275)	-	(208,702,275)
	314,424,167	**45,411,822**	**314,424,167**	**45,411,822**

Analysis of expenditure awaiting condonation per age classification

2008 / 2009	4,077,827	4,077,827	4,077,827	4,077,827
2009 / 2010	5,458,355	5,458,355	5,458,355	5,458,355
2010 / 2011	3,551,576	3,551,576	3,551,576	3,551,576
2011 / 2012	38,200	38,200	38,200	38,200
2012 / 2013	32,285,864	32,285,864	32,285,864	32,285,864
2013 / 2014	269,012,345	-	269,012,345	-
	314,424,167	**45,411,822**	**314,424,167**	**45,411,822**

Irregular expenditure not yet written off

Section 32(4) of the Municipal Finance Management Act requires that Council can deal with these matters in the manner prescribed. In the case of irregular and fruitless and wasteful expenditure, it is only after an investigation has been conducted that irregular expenditure can be certified as irrecoverable and written off by Council hence there no movement between financial years 2008/2009 to 2012/2013 as the investigations are still open and as soon as they are closed Council will write off this expenditure.

	Economic entity		Controlling entity	
Figures in Rand	**2014**	**2013**	**2014**	**2013**
Details of Irregular Expenditure – Current year				
IDT awarded contracts and failed to produce proof that the SCM Process was followed when procuring goods and services as provided for in the Memorandum of Agreement signed between IDT and Msunduzi Municipality. Therefore all contracts awarded by IDT are in contravention of Section 217 of the Constitution, PPPPFA, Section 38 of the PFMA and Treasury Regulations.		262,583,395		
Awards Made in contravention with MFMA SCM regulation 43 (without a tax clearance certificate) and regulation 2 (3) and regulation 12 to Enforce Security.		1,338,973		
Awards Made in contravention with MFMA SCM regulation 43 (without a tax clearance certificate) and regulation 2 (3) andregulation 12 to Platinum Sports Consulting.		3,942,723		
Awards made in person in the service of the state Contract: Specialised Quotation No. Q 139 of 13/14. Date awarded: 22ndMay 2014 Service Provider: Nonkosenhle 73 Construction and Civil.		91,750		
Awards made in person in service of the state		1,043,604		
Awards made in person in service of the municipality		11,900		
		269,012,345		

66. Fruitless and wasteful expenditure

Fruitless and wasteful expenditure	4,132,273	3,993,459	4,132,273	3,993,459
Reconciliation of fruitless and wasteful expenditure				
Opening balance	3,993,460	3,956,970	3,993,460	3,956,970
Fruitless and wasteful expenditure current year	138,813	36,490	138,813	36,490
Fruitless and wasteful expenditure awaiting condonement/repayment	**4,132,273**	**3,993,460**	**4,132,273**	**3,993,460**
Interest on : Late payment of Telkom accounts	7,218	7,629	7,218	7,629
Interest on : Late payment of Eskom accounts	6,978	25,848	6,978	25,848
Cancellation of tenders	57,600	-	57,600	-
Interest on : Late payment to SARS	66,878	-	66,878	-
Interest on : Late payment of Post Office accounts	-	1,911	-	1,911
Interest on : Late payment of SABC TV license	-	200	-	200
Interest on : Late payment to Swiftnet	139	902	139	902
	138,813	**36,490**	**138,813**	**36,490**

A system has been put in place to stream-line the payment process to ensure non occurrence of interest costs. Staff have been advised on possible recovery of costs due to negligence.

CITY OF CHOICE
PIETERMARITZBURG
MSUNDUZI

Figures in Rand	Economic entity 2014	Economic entity 2013	Controlling entity 2014	Controlling entity 2013
67. Unauthorised expenditure				
Depreciation and asset impairment		21,071,373	-	21,071,373
Funds still to be received from KZN provincial treasury for Nhlalakahle informal settlement electrification project	181,941	-	181,941	-
Funds still be received from Department of Human Settlements for Jika Joe informal settlement	12,197,883	-	12,197,883	-
	12,379,824	**21,071,373**	**12,379,824**	**21,071,373**
Reconcilation of unauthorised expenditure				
Opening balance	21,073,373	21,073,373	21,073,373	21,073,373
Add: unauthorised expenditure - current year	12,379,824	-	12,379,824	-
Less: condoned expenditure - prior year	(21,073,373)	-	(21,073,373)	-
	12,379,824	**21,073,373**	**12,379,824**	**21,073,373**

Depreciation is calculated as an estimate on the approved budget and taking in to account the previous years depreciation.

The following factors are not considered when depreciation is estimated:

* Depreciation as captured in the statement of financial performance is inclusive of offset depreciation which includes depreciation on revaluations.
* Variances do occur due to asset reclassification,revaluations and review of useful lives of assets.

68. Comparative figures

Comparative figures have been restated for the current financial year.

69. Electricity, water and inventory losses

Electricity losses				
Units purchased - kWh	1,735,228,615	1,748,918,830	1,735,228,615	1,748,918,830
Units sold - kWh	(1,537,738,108)	(1,546,449,278)	(1,537,738,108)	(1,546,449,278)
Loss - kWh	197,490,507	202,469,552	197,490,507	202,469,552
Electricity loss as a percentage	11	12	11	12
Cost per kWh in cents	0.71033	0.60427	0.71033	0.60427
Electricity loss in rand value	**140,283,985**	**122,345,594**	**140,283,985**	**122,345,594**

The significant electricity losses of 2014 : 197 490 507 kWh (2013 : 202,469,552 kWh) occurred during the year under review, which resulted in material revenue losses to the municipality.

The acceptance norm of electricity loss is 20%. The electricity losses are on a steady decline during the last two years. It can be noted that the losses in 2011/12 financial year were 13.57% and it has been reducing steadly to 11.58% in 2012/2013 and are now 11.38% during the last financial year. This indicates that war on illegal connections and tampering is steadly being won and the graph is now tapering down.

	Economic entity		Controlling entity	
Figures in Rand	**2014**	**2013**	**2014**	**2013**

The reduction in losses are due to vigorous attempts to reduce illegal connections from the informal settlements. It is still however higher than the norm.

Water losses				
Units purchased -Kl	67,004,044	64,680,158	67,004,044	64,680,158
Units sold - Kl	(44,943,173)	(43,461,581)	(44,943,173)	(43,461,581)
Losses - Kl	22,060,871	21,218,577	22,060,871	21,218,577
Apparent losses - Kl	(5,735,826)	(5,516,830)	(5,735,826)	(5,516,830)
Real losses - Kl	22,060,871	21,518,577	22,060,871	21,218,577
Water loss as a percentage	33	33	33	33
Rand per kilolitre	4.68200	4.35500	4.68200	4.35500
Water loss in rand value	**103,288,998**	**92,406,903**	**103,288,998**	**92,406,903**

The acceptable norm in developing countries of water loss is 20%.The significant water losses of 2014 : 16,325,045 kl (2013: 15,701,747 kl) occurred during the year under review, which resulted material revenue losses to the municipality.

Activities carried out for real loss initiatives

1. Pressure reducing valves (PRV) maintenance and repairs - this has been completed in the old and new city only.

2. PVR optimisation - ensure that the larger PRV zones would remain discreet by utilising a magnetic value top on all crown valves as well as upgrading and / repairing existing PRV's and their chambers.

3. Advances controllers - core focus was to change / install seven i20 advanced PRV controllers that would decrease the real losses and burst frequency for the municipality.

4. Creation of new district metering areas (DMA) - four new DMA's in the CBD were created, to help zone the CBD.

5. Meter replacement program - five plumbing contractors were awarded rate based contracts to help eliminate the exception reports received from the revenue unit. At the end of the reporting period 4 255 domestic meters were replaced.

6. Standpipe metering - Approximately 300 of the 730 standpipes could be found. These have been earmarked to be metered in the next reporting period.

7. Telemetry upgrades - Telemetry upgrades on all reservoir outlets were completed at the following sites as which include Bisley, Oribi, Murray, Haythorns, and Symmons reservoirs.

Inventory losses				
	439,602	93,369	439,602	93,369

There has been a close monitoring and interrogation of the movement of inventory. Additional staff have been appointed to maximise efficiency of the central stores.

70. Traffic fines outstanding

As per NATIS - traffic department				
Notice of intention to prosecute - 341's	2,015,700	2,583,925	2,015,700	2,583,925
Paid	(11,350)	(74,650)	(11,350)	(74,650)
Withdrawn	(10,300)	(364,200)	(10,300)	(364,200)
Unsuccessful	(7,750)	(3,875)	(7,750)	(3,875)
Section 56 notices - summons	3,811,350	5,708,700	3,811,350	5,708,700
Paid	(359,190)	(746,695)	(359,190)	(746,695)
Withdrawn	(732,750)	(1,605,085)	(732,750)	(1,605,085)
Unsuccessful	(371,735)	(11,750)	(371,735)	(11,750)
Warrant of arrests	(147,475)	(292,220)	(147,475)	(292,220)
	4,186,500	**5,194,150**	**4,186,500**	**5,194,150**

CITY OF CHOICE
PIETERMARITZBURG
MSUNDUZI

	Economic entity		Controlling entity	
Figures in Rand	**2014**	**2013**	**2014**	**2013**

71. Risk management

Financial risk management
The municipality's activities expose it to a variety of financial risks: market risk (including currency risk, fair value interest rate risk, cash flow interest rate risk and price risk), credit risk and liquidity risk.

The municipality's overall risk management program focuses on the unpredictability of financial markets and seeks to minimise potential adverse effects on the municipality's financial performance.

Liquidity risk
Prudent liquidity risk management implies maintaining sufficient cash and marketable securities, the availability of funding through an adequate amount of committed credit facilities and the ability to close out market positions. Due to the dynamic nature of the underlying businesses, municipality treasury maintains flexibility in funding by maintaining availability under committed credit lines.

The municipality's risk to liquidity is a result of the funds available to cover future commitments. The municipality manages liquidity risk through an ongoing review of future commitments and credit facilities.

Refer to table below

Interest rate risk
As the municipality has no significant interest-bearing assets, the municipality's income and operating cash flows are substantially independent of changes in market interest rates.

The municipality's interest rate risk arises from long-term borrowings. Borrowings issued at variable rates expose the group to cash flow interest rate risk. Borrowings issued at fixed rates expose the municipality to fair value interest rate risk.

Credit risk
Credit risk consists mainly of cash deposits, cash equivalents, derivative financial instruments and trade debtors. The municipality only deposits cash with major banks with high quality credit standing and limits exposure to any one counter-party.

Trade receivables comprise a widespread customer base. Management evaluated credit risk relating to customers on an ongoing basis. If customers are independently rated, these ratings are used. Otherwise, if there is no independent rating, risk control assesses the credit quality of the customer, taking into account its financial position, past experience and other factors. Individual risk limits are set based on internal or external ratings in accordance with limits set by the board. The utilisation of credit limits is regularly monitored. Sales to retail customers are settled in cash or using major credit cards.

Credit guarantee insurance is purchased when deemed appropriate

Maturity profile At 30 June 2014				
Financial liabilities				
Less than 1 year	42,846,565	42,846,565	42,846,565	42,846,565
Between 1 and 5 years	257,601,137	257,601,137	257,601,137	257,601,137
Over 5 years	239,071,729	239,071,729	239,071,729	239,071,729
	539,519,431	**539,519,431**	**539,519,431**	**539,519,431**

72. Going concern

The consolidated annual financial statements have been prepared on the basis of accounting policies applicable to a going concern. This basis presumes that funds will be available to finance future operations and that the realisation of assets and settlement of liabilities, contingent obligations and commitments will occur in the ordinary course of business

THE MSUNDUZI MUNICIPALITY AND ITS MUNICIPALITY ENTITY						
APPENDIX A						
SCHEDULE OF EXTERNAL LOANS AS AT 30 JUNE 2014						
EXTERNAL LOANS	**Loan Number**	**Redeemable**	**Balance at 30/06/13**	**Received during the period**	**Redeemed written off during the period**	**Balance at 30/06/14**
LONG-TERM LOANS			**R**	**R**	**R**	**R**
DBSA - 15.5%	11158	30/09/2018	8 076 213		1 021 460	7 054 752
DBSA - 15.5%	11159	31/03/2019	10 327 880		1 147 499	9 180 381
DBSA - 15.5%	11160	31/03/2019	8 801 992		977 962	7 824 029
DBSA - 16.5%	13446	31/03/2020	17 436 537		1 473 053	15 963 485
DBSA - 16.5%	13447	31/03/2020	7 432 513		627 905	6 804 608
DBSA - 16.5%	13448	31/03/2020	11 004 828		929 697	10 075 131
DBSA - 14.27%	14039/101	31/12/2014	13 782 074		8 884 686	4 897 388
DBSA - 14.27%	14039/102	31/12/2015	548 464		198 122	350 342
DBSA - 14.27%	102091	11/02/2020	3 777 171		336 696	3 440 475
DBSA - 14.27%	102416	28/06/2021	35 157 120		3 030 569	32 126 551
DBSA - 9.31%	101922	30/09/2020	16 908 382		1 658 616	15 249 766
DBSA - 8.7%	102797	30/09/2022	69 060 302		4 928 864	64 131 438
DBSA - 10.79%	103059/1	30/09/2023	53 895 179		2 966 969	50 928 210
DBSA - 6.75%	103059/2	30/09/2023	12 733 592		867 570	11 866 022
DBSA -12.02%	103594/1	31/12/2024	100 536 820		4 407 133	96 129 687
DBSA - 6.75%	103594/2	31/12/2024	31 747 352		1 902 999	29 844 353
DBSA - 12.10%	103721	31/03/2025	181 475 979		7 823 166	173 652 812
DBSA Total			**582 702 398**	**-**	**43 182 966**	**539 519 432**
INCA - 11.65%	Msun-00-0001	31/12/2013	2 444 882		2 444 882	-
RMB/INCA Total			**2 444 882**		**2 444 882**	**-**
RMB/HULETTS - 8.71%	Sub-station	31/12/2013	845 928		845 928	-
RMB/HULETTS Total			**845 928**	**-**	**845 928**	**-**
Total Long-term Loans			**585 993 208**	**-**	**46 473 776**	**539 519 432**
LEASE LIABILITY						
Nedbank - 10.000%	Nedbank 10	31/12/2014	125 665		81 674	43 990
Nedbank - 10.000%	Nedbank 11	24/12/2014	125 665		81 674	43 990
Nedbank - 10.500%	Nedbank 12	31/12/2017	1 039 841		220 720	819 122
Nedbank - 13.369%	Nedbank 23	01/10/2013	20 664		20 664	0
Nedbank - 13.369%	Nedbank 24	01/10/2013	20 664		20 664	0
Nedbank - 13.369%	Nedbank 26	01/10/2013	20 664		20 664	0
Nedbank - 13.369%	Nedbank 27	01/10/2013	18 772		18 772	-0
Nedbank - 13.369%	Nedbank 28	01/10/2013	18 772		18 772	-0
Nedbank - 13.369%	Nedbank 29	01/10/2013	18 772		18 772	-0
Nedbank - 13.369%	Nedbank 30	01/10/2013	28 185		28 185	-0
Nedbank - 13.369%	Nedbank 31	01/10/2013	13 632		13 632	-0
Nedbank - 13.369%	Nedbank 32	01/10/2013	13 632		13 632	-0
Nedbank - 13.369%	Nedbank 33	01/10/2013	13 632		13 632	-0
Nedbank - 13.369%	Nedbank 34	01/10/2013	13 826		13 826	-0
Nedbank - 13.369%	Nedbank 35	01/10/2013	27 891		27 891	0
Nedbank - 13.369%	Nedbank 36	01/10/2013	10 959		10 959	0
Nedbank - 13.369%	Nedbank 37	01/10/2013	6 228		6 228	0
Nedbank - 13.369%	Nedbank 38	01/10/2013	6 228		6 228	0
Nedbank - 13.369%	Nedbank 40	01/10/2013	6 228		6 228	0
Nedbank - 13.369%	Nedbank 42	01/10/2013	6 228		6 228	0
Nedbank - 13.369%	Nedbank 43	01/10/2013	6 228		6 228	0

CITY OF CHOICE
PIETERMARITZBURG
MSUNDUZI

THE MSUNDUZI MUNICIPALITY AND ITS MUNICIPALITY ENTITY						
APPENDIX A						
SCHEDULE OF EXTERNAL LOANS AS AT 30 JUNE 2014						
Nedbank - 13.369%	Nedbank 44	01/10/2013	10 959		10 959	0
Nedbank - 13.369%	Nedbank 45	01/10/2013	6 228		6 228	0
Nedbank - 13.369%	Nedbank 46	01/10/2013	10 959		10 959	0
Nedbank - 13.369%	Nedbank 47	01/10/2013	6 228		6 228	0
Nedbank - 13.369%	Nedbank 48	01/10/2013	10 959		10 959	0
Nedbank - 13.369%	Nedbank 49	01/10/2013	6 228		6 228	0
Nedbank - 13.369%	Nedbank 51	01/10/2013	6 228		6 228	0
Nedbank - 13.369%	Nedbank 52	01/10/2013	6 228		6 228	0
Nedbank - 13.369%	Nedbank 54	01/10/2013	6 228		6 228	0
Nedbank - 13.369%	Nedbank 55	01/10/2013	6 228		6 228	0
Nedbank - 13.556%	Nedbank 56	01/10/2013	9 374		9 374	-0
Nedbank - 13.556%	Nedbank 57	01/10/2013	9 374		9 374	-0
Nedbank - 13.556%	Nedbank 58	01/10/2013	9 374		9 374	-0
Nedbank - 13.556%	Nedbank 59	01/10/2013	9 374		9 374	-0
Nedbank - 13.369%	Nedbank 60	01/10/2013	12 342		12 342	0
Nedbank - 13.369%	Nedbank 62	01/10/2013	12 342		12 342	0
Nedbank - 13.369%	Nedbank 63	01/10/2013	12 342		12 342	0
Nedbank - 13.369%	Nedbank 64	01/10/2013	12 342		12 342	0
Nedbank - 13.369%	Nedbank 65	01/10/2013	12 342		12 342	0
Nedbank - 13.369%	Nedbank 66	01/10/2013	12 342		12 342	0
Nedbank - 13.369%	Nedbank 67	01/10/2013	12 342		12 342	0
Nedbank - 13.369%	Nedbank 68	01/10/2013	12 342		12 342	0
Nedbank - 13.369%	Nedbank 70	01/10/2013	12 342		12 342	0
Nedbank - 13.369%	Nedbank 71	01/10/2013	12 342		12 342	0
Nedbank - 13.369%	Nedbank 72	01/10/2013	12 342		12 342	0
Nedbank - 13.369%	Nedbank 73	01/10/2013	12 342		12 342	0
Nedbank - 13.369%	Nedbank 74	01/10/2013	12 342		12 342	0
Nedbank - 13.369%	Nedbank 75	01/10/2013	12 342		12 342	0
Nedbank - 13.369%	Nedbank 76	01/10/2013	12 342		12 342	0
Nedbank - 13.369%	Nedbank 77	01/10/2013	12 342		12 342	0
Nedbank - 13.376%	Nedbank 78	01/10/2013	30 578		30 578	0
Nedbank - 13.376%	Nedbank 79	01/10/2013	30 758		30 758	-0
Nedbank - 13.376%	Nedbank 80	01/10/2013	30 018		30 018	0
Nedbank - 13.376%	Nedbank 81	01/10/2013	30 785		30 785	-0
Nedbank Total			**1 995 960**	**-**	**1 088 853**	**907 107**
Total lease liability			**1 995 960**	**-**	**1 088 853**	**907 107**
TOTAL EXTERNAL LOANS			**587 989 168**	**-**	**47 562 629**	**540 426 538**

CITY OF CHOICE
PIETERMARITZBURG
MSUNDUZI

THE MSUNDUZI MUNICIPALITY
APPENDIX B
ANALYSIS OF PROPERTY ,PLANT AND EQUIPMENT AT 30 JUNE 2014

	Cost							Accumulated Depreciation						
	Opening Balance	Adjustments	Impairment	Additions	Under Construction	Disposals	Closing Balance	Opening Balance	Adjustments	Additions (Depreciation)	Disposals current yr	Disposals Acc. Depreciation	Closing Balance	Carrying Value
LAND AND BUILDINGS														
Land	279 113 487.94	-24 000.00	-	19 127 706.49	-	-	298 217 194.43	-	-	-	-	-	-	298 217 194.43
Buildings	402 105 595.66	-	-	22 607 602.83	4 121 902.00	-	428 835 100.49	153 016 064.88	-	25 020 062.36			178 036 127.24	250 798 973.25
Investment Property	320 520 236.34	24 190 579.35		12 203 000.00			356 913 815.69	-					-	356 913 815.69
Total Land and Buildings	**1 001 739 319.94**	**24 166 579.35**	**-**	**53 938 309.32**	**4 121 902.00**	**-**	**1 083 966 110.61**	**153 016 064.88**	**-**	**25 020 062.36**	**-**	**-**	**178 036 127.24**	**905 929 983.37**
ELECTRICITY														
HV Overhead Lines	69 700 838.12	-	-	-	181 941.78	-	69 882 779.90	6 132 009.00	-	1 258 114.83	-	-	7 390 123.83	62 492 656.07
HV Substations	237 197 649.09	-	-	4 291 170.09	8 118 125.39	-	249 606 944.57	24 468 602.52	-	4 944 735.39	-	-	29 413 337.91	220 193 606.66
HV Under-ground Cables	15 087 569.28	-	-	-	-		15 087 569.28	1 740 329.15	-	289 944.55	-	-	2 030 273.70	13 057 295.58
LV Street Lighting	53 775 629.47	-	-	1 339 519.36	16 597 281.47		71 712 430.30	4 139 576.57	-	909 035.96	-	-	5 048 612.53	66 663 817.77
MV Ground Mounted Trans-formers	34 746 649.48	-	-	855 847.32	2 723 232.24		38 325 729.04	460 032.51	-	437 839.90	-	-	897 872.41	37 427 856.63
MV Mini Sub-stations	107 796 703.58	-	-	1 307 788.33	13 864.40		109 118 356.31	11 962 829.03	-	2 070 659.76	-	-	14 033 488.79	95 084 867.52
MV Overhead Lines	23 406 158.50	-	-	1 388 204.64	6 725 574.17		31 519 937.31	2 657 654.71	-	450 655.77	-	-	3 108 310.48	28 411 626.83
MV Substations	119 060 083.99	-	-	280 862.35	17 634 407.39	-	136 975 353.73	14 607 341.11	-	2 463 532.20	-	-	17 070 873.31	119 904 480.42
MV Under-ground Cables	713 655 203.83	-	-	9 834.75	-		713 665 038.58	81 810 169.05	-	13 641 704.62	-	-	95 451 873.67	618 213 164.91
MV Pole Mounted Trans-formers	16 576 578.14	-	-	817 461.36	-		17 394 039.50	1 609 758.39	-	321 176.58	-	-	1 930 934.97	15 463 104.53
MV Ring Main Unit	25 376 590.27	-	-	2 434 963.23	-		27 811 553.50	1 557 274.58	-	579 214.70	-	-	2 136 489.28	25 675 064.22
	1 416 379 653.75	**-**	**-**	**12 725 651.43**	**51 994 426.84**	**-**	**1 481 099 732.02**	**151 145 576.62**	**-**	**27 366 614.26**	**-**	**-**	**178 512 190.88**	**1 302 587 541.14**
ROADS														
Overhead Gantry	130 000.00	-	-	-	-	-	130 000.00	7 648.64	-	1 273.61	-	-	8 922.25	121 077.75
Concrete Roads	29 224 514.03	-	-	12 094 550.21	-	-	41 319 064.24	2 967 509.56	-	494 547.69	-	-	3 462 057.25	37 857 006.99
Flexible Roads	1 568 772 808.08	-115 610.00	-	48 352 479.14	15 104 358.92		1 632 114 036.14	293 007 658.07	-	51 851 801.33	-	-	344 859 459.40	1 287 254 576.74
Unpaved Roads	131 841 005.00	115 610.00	-	-	-		131 956 615.00	58 811 769.44	-	15 073 707.23	-	-	73 885 476.67	58 071 138.33
Other Roads	136 206 155.64	-	-	-	-	-	136 206 155.64	13 127 351.74	-	3 405 076.24	-	-	16 532 427.98	119 673 727.66
Structures	236 821 422.36	-	-	808 480.15	254 490.00		237 884 392.51	13 824 956.04	-	2 319 844.51	-	-	16 144 800.55	221 739 591.96

THE MSUNDUZI MUNICIPALITY
APPENDIX B
ANALYSIS OF PROPERTY ,PLANT AND EQUIPMENT AT 30 JUNE 2014

	Cost							Accumulated Depreciation						
	Opening Balance	Adjustments	Impairment	Additions	Under Construction	Disposals	Closing Balance	Opening Balance	Adjustments	Additions (Depreciation)	Disposals current yr	Disposals Acc. Depreciation	Closing Balance	Carrying Value
Signalized Intersections	44 732 226.96	-	-	760 570.00	1 019 931.00		46 512 727.96	14 322 637.42	-	2 674 228.94	-	-	16 996 866.36	29 515 861.60
Airport Runway	65 915 764.94	-	-	5 488 032.50	-	-	71 403 797.44	7 197 578.77	-	1 608 446.45	-	-	8 806 025.22	62 597 772.22
	2 213 643 897.01	**-**	**-**	**67 504 112.00**	**16 378 779.92**	**-**	**2 297 526 788.93**	**403 267 109.68**	**-**	**77 428 926.00**	**-**	**-**	**480 696 035.68**	**1 816 830 753.25**
SANITATION														
Sewer Treatment Works	2 760 617.79	-	-	-	-	-	2 760 617.79	573 033.71	-	98 586.60	-	-	671 620.31	2 088 997.48
Pump Stations	21 959 259.05	-	-	-	-	-712 822.95	21 246 436.10	2 449 974.48	-	514 275.67	-28 814.37	-173 042.23	2 762 393.55	18 484 042.55
Bulk Sewers	63 891 106.94	-	-159 431.01	-	-	-23 944.56	63 707 731.37	6 109 120.92	-	1 024 119.92	-291.76	-1 752.16	7 131 196.92	56 576 534.45
Sewer Reticulation	555 587 753.46	-	-	-	41 953 231.45	-	597 540 984.91	59 135 015.28	-	11 149 225.52	-	-	70 284 240.80	527 256 744.11
	644 198 737.24	**-**	**-159 431.01**	**-**	**41 953 231.45**	**-736 767.51**	**685 255 770.17**	**68 267 144.39**	**-**	**12 786 207.71**	**-29 106.13**	**-174 794.39**	**80 849 451.58**	**604 406 318.59**
WATER														
Water Reticulation	399 456 537.32	-	-	1 823 936.90	-		401 280 474.22	45 371 371.45	-	8 038 874.99	-	-	53 410 246.44	347 870 227.78
Pump Stations	9 809 887.78	-	-	-	-	-	9 809 887.78	2 961 469.36	-	493 127.94	-	-	3 454 597.30	6 355 290.48
Reservoirs	161 230 456.11	-	-	-	10 118 678.22	-5 292 112.01	166 057 022.32	9 719 341.08	-	1 691 675.46	-69 179.80	-415 457.77	10 926 378.97	155 130 643.35
Water Supply Bulk Water Pipelines	444 721 785.47	-	-63 018.76	1 236 451.27	995 625.72	-	446 890 843.70	30 168 730.42	-	5 049 961.81	-	-	35 218 692.23	411 672 151.47
Water Supply Pressure Reduce Valves	3 764 700.00	-	-	-	-	-	3 764 700.00	1 328 791.63	-	221 263.04	-	-	1 550 054.67	2 214 645.33
Water Meters	230 940.09	-	-	-	18 599 800.14		18 830 740.23	81 514.51	-	13 572.75	-	-	95 087.26	18 735 652.97
	1 019 214 306.77	**-**	**-63 018.76**	**3 060 388.17**	**29 714 104.08**	**-5 292 112.01**	**1 046 633 668.25**	**89 631 218.45**	**-**	**15 508 475.99**	**-69 179.80**	**-415 457.77**	**104 655 056.87**	**941 978 611.38**
SECURITY								-						
Fencing	4 806 891.44	-	-	-	-	-	4 806 891.44	2 918 060.98	-	188 221.58	-	-	3 106 282.56	1 700 608.88
Security Systems	24 281 234.37	-	-	2 487 674.26	-	-	26 768 908.63	19 397 700.92	-	1 853 423.76	-	-	21 251 124.68	5 517 783.95
Access Control	248 268.53	-	-	-	-	-	248 268.53	115 350.11	-	38 852.55	-	-	154 202.66	94 065.87
	29 336 394.34	-	-	2 487 674.26	-	-	31 824 068.60	22 431 112.01	-	2 080 497.89	-	-	24 511 609.90	7 312 458.70
STORMWATER														
Major Culverts	41 382 990.71	-	-	-	-	-	41 382 990.71	4 692 735.29	-	796 296.86	-	-	5 489 032.15	35 893 958.56
Minor Culverts	662 608.48	-	-	-	-	-	662 608.48	75 477.13	-	12 568.54	-	-	88 045.67	574 562.81
Kerb Inlets	87 153 218.58	-	-	-	-	-	87 153 218.58	19 339 142.65	-	3 226 354.78	-	-	22 565 497.43	64 587 721.15
Manholes	56 558 788.00	-	-	-	-	-	56 558 788.00	12 570 120.73	-	2 093 107.58	-	-	14 663 228.31	41 895 559.69
Open Channels	26 272 074.90	-	-	381 250.43	-	-	26 653 325.33	1 517 832.62	-	375 028.13	-	-	1 892 860.75	24 760 464.58
Reticulation	347 320 067.36	-	-	-	115 284.60	-	347 435 351.96	39 708 201.99	-	6 689 697.46	-	-	46 397 899.45	301 037 452.51

THE MSUNDUZI MUNICIPALITY
APPENDIX B
ANALYSIS OF PROPERTY ,PLANT AND EQUIPMENT AT 30 JUNE 2014

	Cost							Accumulated Depreciation						
	Opening Balance	Adjustments	Impairment	Additions	Under Construction	Disposals	Closing Balance	Opening Balance	Adjustments	Additions (Depreciation)	Disposals current yr	Disposals Acc. Depreciation	Closing Balance	Carrying Value
Head and Wingwalls	5 549 544.00	-	-	-	-	-	5 549 544.00	1 233 379.78	-	205 375.66	-	-	1 438 755.44	4 110 788.56
	564 899 292.03	**-**	**-**	**381 250.43**	**115 284.60**	**-**	**565 395 827.06**	**79 136 890.19**	**-**	**13 398 429.01**	**-**	**-**	**92 535 319.20**	**472 860 507.86**
RAILWAY LINES														
Railway Lines	3 509 480.47	-	-	-	-		3 509 480.47	1 735 914.63	-	89 984.36	-	-	1 825 898.99	1 683 581.48
	3 509 480.47	**-**	**-**	**-**	**-**	**-**	**3 509 480.47**	**1 735 914.63**	**-**	**89 984.36**	**-**	**-**	**1 825 898.99**	**1 683 581.48**
SOLID WASTE														
Garden Refuse	1 951 945.49	-	-	-	-	-	1 951 945.49	471 903.48	-	86 085.84	-	-	557 989.32	1 393 956.17
Landfill Site	2 693 157.00	-	-	4 670 326.68	-	-	7 363 483.68	486 877.53	-	96 368.20	-	-	583 245.73	6 780 237.95
Sorting Stations	870 400.00	-	-	-	-	-	870 400.00	181 638.68	-	30 246.02	-	-	211 884.70	658 515.30
	5 515 502.49	**-**	**-**	**4 670 326.68**	**-**	**-**	**10 185 829.17**	**1 140 419.69**	**-**	**212 700.06**	**-**	**-**	**1 353 119.75**	**8 832 709.42**
Total Infra-structure Assets	**5 896 697 264.10**	**-**	**-222 449.77**	**90 829 402.97**	**140 155 826.89**	**-6 028 879.52**	**6 121 431 164.67**	**816 755 385.66**	**-**	**148 871 835.28**	**-98 285.93**	**-590 252.16**	**964 938 682.85**	**5 156 492 481.82**
COMMUNITY ASSETS														
Community Buildings														
Fire Stations	23 421 716.62	-	-	-	-	-	23 421 716.62	7 808 254.66	-	1 272 927.10	-	-	9 081 181.76	14 340 534.86
Stadiums	44 944 342.34	-	-	-	822 510.54	-	45 766 852.88	18 593 679.22	-	3 009 624.48	-	-	21 603 303.70	24 163 549.18
Public Conve-niences	61 206 154.31	-	-	817 078.31	-	-	62 023 232.62	22 161 384.62	-	3 644 496.21	-	-	25 805 880.83	36 217 351.79
Clinincs	25 538 340.14	-	-	-	-	-	25 538 340.14	11 106 947.25	-	1 827 005.95	-	-	12 933 953.20	12 604 386.94
Libraries	82 414 642.80	-	-	-	-	-	82 414 642.80	32 196 127.04	-	5 261 242.85	-	-	37 457 369.89	44 957 272.91
Community Centres	57 415 400.50	244 856.05	-	-	60 485.00	-	57 720 741.55	18 137 831.65	-	3 111 329.36	-	-	21 249 161.01	36 471 580.54
Museums and Art Galleries	497 222.66	-	-	-	-	-	497 222.66	36 671.78	-	9 937.64	-	-	46 609.42	450 613.24
Cemetries	1 494 761.47	-	-	-	35 460.00	-	1 530 221.47	218 630.03	-	35 813.56	-	-	254 443.59	1 275 777.88
Parks	3 510 425.01	-	-	-	-	-	3 510 425.01	1 631 177.62	-	264 979.34	-	-	1 896 156.96	1 614 268.05
Civic Theatres	41 243 466.31	-	-	-	-	-	41 243 466.31	18 411 365.44	-	2 962 349.71	-	-	21 373 715.15	19 869 751.16
	341 686 472.16	**244 856.05**	**-**	**817 078.31**	**918 455.54**	**-**	**343 666 862.06**	**130 302 069.31**	**-**	**21 399 706.20**	**-**	**-**	**151 701 775.51**	**191 965 086.55**
Community Recreational Facilities														
Swimming Pools	11 558 298.76	-	-	-	-	-	11 558 298.76	5 410 072.43	-	878 845.57	-	-	6 288 918.00	5 269 380.76
Sports Facilities	16 258 622.28	-	-	-	13 818 179.47		30 076 801.75	3 108 681.83	-	648 258.01	-	-	3 756 939.84	26 319 861.91
Squash Courts	4 604 298.51	-	-	-	-	-	4 604 298.51	2 097 143.57	-	339 532.70	-	-	2 436 676.27	2 167 622.24

THE MSUNDUZI MUNICIPALITY
APPENDIX B
ANALYSIS OF PROPERTY ,PLANT AND EQUIPMENT AT 30 JUNE 2014

	Cost							Accumulated Depreciation						
	Opening Balance	Adjustments	Impairment	Additions	Under Construction	Disposals	Closing Balance	Opening Balance	Adjustments	Additions (Depreciation)	Disposals current yr	Disposals Acc. Depreciation	Closing Balance	Carrying Value
Cemetries	9 436 681.40	-	-	-	-	-	9 436 681.40	1 100 463.44	-	206 207.07	-	-	1 306 670.51	8 130 010.89
Parks	9 533 291.09	-	-	-	-	-	9 533 291.09	1 383 723.94	-	231 177.33	-	-	1 614 901.27	7 918 389.82
Sports Grounds	167 882 834.61	-	-	11 530.00	-	-	167 894 364.61	38 059 704.63	-	6 340 256.59	-	-	44 399 961.22	123 494 403.39
	219 274 026.65	**-**	**-**	**11 530.00**	**13 818 179.47**	**-**	**233 103 736.12**	**51 159 789.84**	**-**	**8 644 277.27**	**-**	**-**	**59 804 067.11**	**173 299 669.01**
Total Community Assets	**560 960 498.81**	**244 856.05**	**-**	**828 608.31**	**14 736 635.01**	**-**	**576 770 598.18**	**181 461 859.15**	**-**	**30 043 983.47**	**-**	**-**	**211 505 842.62**	**365 264 755.56**
OTHER ASSETS														
Other Properties														
Housing Schemes	89 547 081.88	107 630.63	-		-		89 654 712.51	27 201 128.11	-	4 876 832.75	-	-	32 077 960.86	57 576 751.65
Markets	229 263 077.84	-	-	1 972 748.38	-	-	231 235 826.22	91 695 707.53	-	14 872 925.53	-	-	106 568 633.06	124 667 193.16
Sewerage works and Dump Site	796 653.56	-	-	-	-	-	796 653.56	393 125.38	-	63 234.56	-	-	456 359.94	340 293.62
Worshops and Depots	31 594 554.22	-	-	-	-	-	31 594 554.22	13 931 328.14	-	2 256 638.83	-	-	16 187 966.97	15 406 587.25
Hostels	1 937 714.16	-387 235.40	-	7 013.58	-	-	1 557 492.34	948 302.49	-	153 468.34	-27 466.19	-170 801.29	903 503.35	653 988.99
Training Centre	3 331 557.13	-	-	-	-	-	3 331 557.13	1 526 831.97	-	248 290.17	-	-	1 775 122.14	1 556 434.99
Landfill Site	13 706 093.07	-	-	-	-	-	13 706 093.07	910 974.51	-	284 273.24	-	-	1 195 247.75	12 510 845.32
Old Age Homes	924 085.61	-	-	-	-	-	924 085.61	468 567.07	-	74 144.68	-	-	542 711.75	381 373.86
Transport Facility	30 675 561.07	-	-	-	5 649 685.95	-	36 325 247.02	7 379 451.64	-	1 262 311.71	-	-	8 641 763.35	27 683 483.67
Crematoriums	6 394 494.09	-	-	664 370.35	339 223.44		7 398 087.88	83 391.27	-	92 270.66	-	-	175 661.93	7 222 425.95
Nurseries	9 811 035.41	-	-	-	-	-	9 811 035.41	4 453 643.96	-	722 451.26	-	-	5 176 095.22	4 634 940.19
Airport Buildings	19 025 790.33	-14 988 290.19	-	9 929 066.88	-	-	13 966 567.02	7 024 330.89	-	1 193 164.65	-1 112 388.43	-6 872 052.55	233 054.56	13 733 512.46
Creches	15 717 654.62	-	-	-	-	-	15 717 654.62	1 759 500.22	-	519 985.96	-	-	2 279 486.18	13 438 168.44
Substations								-					-	-
	452 725 352.99	-15 267 894.96	-	12 573 199.19	5 988 909.39	-	456 019 566.61	157 776 283.18	-	26 619 992.34	-1 139 854.62	-7 042 853.84	176 213 567.06	279 805 999.55
Total Other Assets	452 725 352.99	-15 267 894.96	-	12 573 199.19	5 988 909.39	-	456 019 566.61	157 776 283.18		26 619 992.34	-1 139 854.62	-7 042 853.84	176 213 567.06	279 805 999.55
Plant and Equipment														
Graders	5 690 676.72	-	-	-	-	-133 030.00	5 557 646.72	3 889 017.86	-	393 490.33	-8 849.48	-111 929.21	4 161 729.50	1 395 917.22
Tractors	8 771 940.42	-	-	-	-	-530 114.88	8 241 825.54	7 516 935.86	-	541 350.55	-19 417.84	-482 747.69	7 556 120.88	685 704.66
Farm Equipment	83 447.99	-	-	-	-	-	83 447.99	81 813.22	-	423.20	-	-	82 236.42	1 211.57
Lawnmowers	3 096 431.58	-	-	419 750.68	-	-13 443.92	3 502 738.34	2 403 891.50	7 836.49	315 555.07	-782.65	-12 616.87	2 713 883.54	788 854.80
Compressors	138 950.46	-	-	-	-	-	138 950.46	116 283.06	-	10 077.69	-	-	126 360.75	12 589.71

THE MSUNDUZI MUNICIPALITY
APPENDIX B
ANALYSIS OF PROPERTY ,PLANT AND EQUIPMENT AT 30 JUNE 2014

	Cost							Accumulated Depreciation						
	Opening Balance	Adjustments	Impairment	Additions	Under Construction	Disposals	Closing Balance	Opening Balance	Adjustments	Additions (Depreciation)	Disposals current yr	Disposals Acc. Depreciation	Closing Balance	Carrying Value
Laboratory Equipment	1 546 040.25	-	-	-	-	-	1 546 040.25	1 217 059.26	-	111 303.82	-	-	1 328 363.08	217 677.17
Radio Equipment	1 836 917.48	-	-	281 560.00	-	-57 384.72	2 061 092.76	1 225 088.36	-1 458.04	163 069.92	-	-38 683.07	1 348 017.17	713 075.59
Firearms	31 800.00	-	-	-	-	-	31 800.00	19 101.65	-	4 231.27	-	-	23 332.92	8 467.08
Telecommunication	5 769 633.62	-	-	58 479.85	-	-4 250.00	5 823 863.47	4 975 888.08	-	258 516.16	-258.94	-3 891.84	5 230 253.46	593 610.01
Plant and Equipment	29 717 471.85	31 800.00	-	3 550 055.97	1 074 018.45	-226 594.73	34 146 751.54	15 759 464.05	-2 770.61	3 484 127.07	-9 077.61	-176 782.31	19 054 960.59	15 091 790.95
Cremators	1 767 177.70	-	-	-	-	-	1 767 177.70	852 004.31	-	78 381.94	-	-	930 386.25	836 791.45
	58 450 488.07	**31 800.00**	**-**	**4 309 846.50**	**1 074 018.45**	**-964 818.25**	**62 901 334.77**	**38 056 547.21**	**3 607.84**	**5 360 527.02**	**-38 386.52**	**-826 650.99**	**42 555 644.56**	**20 345 690.21**
Office Equipment														
Computer Hardware	32 761 256.82	13 464.00	-	2 895 908.12	13 464.00	-281 428.14	35 402 664.80	24 677 719.20	-137 923.69	2 763 393.77	-8 006.00	-200 021.30	27 095 161.98	8 307 502.82
Office Machines	4 615 456.62	-	-	562 843.84	-	-80 948.14	5 097 352.32	4 285 621.39	433.57	134 439.49	-2 198.27	-64 316.09	4 353 980.09	743 372.23
Airconditioners	11 568 147.76	-	-	2 556 101.05	-	-198 500.80	13 925 748.01	9 042 142.89	-7 297.54	1 031 104.19	-14 047.94	-161 366.75	9 890 534.85	4 035 213.16
	48 944 861.20	**13 464.00**	**-**	**6 014 853.01**	**13 464.00**	**-560 877.08**	**54 425 765.13**	**38 005 483.48**	**-144 787.66**	**3 928 937.45**	**-24 252.21**	**-425 704.14**	**41 339 676.92**	**13 086 088.21**
Furniture and Fittings														
Chairs	9 454 025.17	216.54	-	489 693.08	15 950.00	-493 357.31	9 466 527.48	7 918 981.10	152 685.15	439 335.76	-14 023.95	-404 660.48	8 092 317.58	1 374 209.90
Tables and Desks	8 027 311.05	-	-	231 882.15	14 600.00	-345 947.25	7 927 845.95	6 353 426.51	76 716.79	501 186.33	-6 207.74	-237 029.95	6 688 091.94	1 239 754.01
Cabinets ands Cupboards	9 677 270.24	-	-	135 434.74	4 900.00	-210 973.50	9 606 631.48	7 411 471.93	37 108.70	751 581.49	-3 064.04	-129 350.86	8 067 747.22	1 538 884.26
Furniture and Fittings Other	5 202 578.49	1 271.93	-	306 727.75	1 500.00	-247 295.84	5 264 782.33	4 302 210.94	36 101.91	259 724.78	-8 351.09	-180 102.77	4 409 583.77	855 198.56
	32 361 184.95	**1 488.47**	**-**	**1 163 737.72**	**36 950.00**	**-1 297 573.90**	**32 265 787.24**	**25 986 090.48**	**302 612.55**	**1 951 828.36**	**-31 646.82**	**-951 144.06**	**27 257 740.51**	**5 008 046.73**
Containers														
Household Refuse Bins	116 023.14	-	-	-	-	-562.19	115 460.95	91 195.18	-	8 368.52	-74.80	-383.84	99 105.06	16 355.89
Bulk Containers	1 258 635.14	-	-	-	-	-	1 258 635.14	844 770.28	-	83 737.26	-	-	928 507.54	330 127.60
	1 374 658.28	**-**	**-**	**-**	**-**	**-562.19**	**1 374 096.09**	**935 965.46**	**-**	**92 105.78**	**-74.80**	**-383.84**	**1 027 612.60**	**346 483.49**
Fire and Medical Equipment														
Fire Equipment	8 948 069.80	-	-	-	-	-18 947.84	8 929 121.96	5 304 159.92	-	434 186.47	-840.67	-12 637.20	5 724 868.52	3 204 253.44
Medical Equipment Clinics	1 158 854.02	-	-	-	-	-179 004.16	979 849.86	889 622.88	90.26	99 513.24	-9 068.34	-145 116.41	835 041.63	144 808.23
	10 106 923.82	**-**	**-**	**-**	**-**	**-197 952.00**	**9 908 971.82**	**6 193 782.80**	**90.26**	**533 699.71**	**-9 909.01**	**-157 753.61**	**6 559 910.15**	**3 349 061.67**

THE MSUNDUZI MUNICIPALITY
APPENDIX B
ANALYSIS OF PROPERTY ,PLANT AND EQUIPMENT AT 30 JUNE 2014

	Cost							Accumulated Depreciation						
	Opening Balance	Adjustments	Impairment	Additions	Under Construction	Disposals	Closing Balance	Opening Balance	Adjustments	Additions (Depreciation)	Disposals current yr	Disposals Acc. Depreciation	Closing Balance	Carrying Value
Motor Vehicles														
Fire Engines	28 046 341.10	-	-	-	-	-270 683.15	27 775 657.95	6 141 717.67	-	1 328 404.85	-9 004.26	-135 360.42	7 325 757.84	20 449 900.11
Buses	55 750.00	-	-	2 165 154.10	-	-55 750.00	2 165 154.10	42 419.31	-	2 868.32	-2 473.14	-42 419.31	395.18	2 164 758.92
Motor Vehicles	18 280 041.30	-	-	6 273 244.17	-	-1 251 831.46	23 301 454.01	14 032 092.30	-300 172.77	1 686 591.93	-61 966.99	-1 073 927.18	14 282 617.29	9 018 836.71
Motor Cycles	960 467.76	-	-	-	-	-130 959.09	829 508.67	948 731.14	-9 500.48	10 017.88	-553.57	-129 968.19	818 726.78	10 781.89
Trucks and Bakkies	105 655 829.15	-	-	17 993 519.94	-	-4 259 433.38	119 389 915.71	71 502 252.73	-36 522.35	12 235 331.39	-257 886.15	-3 580 732.64	79 862 442.98	39 527 472.73
Trailers	1 769 506.50	-	-	-	-	-8 120.50	1 761 386.00	1 426 258.23	-5 146.08	156 755.91	-449.62	-6 766.78	1 570 651.66	190 734.34
	154 767 935.81	**-**	**-**	**26 431 918.21**	**-**	**-5 976 777.58**	**175 223 076.44**	**94 093 471.38**	**-351 341.68**	**15 419 970.28**	**-332 333.73**	**-4 969 174.52**	**103 860 591.73**	**71 362 484.71**
Total Movable Assets	**306 006 052.13**	**46 752.47**	**-**	**37 920 355.44**	**1 124 432.45**	**-8 998 561.00**	**336 099 031.49**	**203 271 340.81**	**-189 818.69**	**27 287 068.60**	**-436 603.09**	**-7 330 811.16**	**222 601 176.47**	**113 497 855.02**
Heritage Assets														
artworks	140 454 340.00	-	-	103 446.50	-	-	140 557 786.50	-	-	-	-	-	-	140 557 786.50
Stadiums	3 961 962.71	-	-	-	-	-	3 961 962.71	-	-	-	-	-	-	3 961 962.71
Swimming Pool	1 785 373.33	-	-	-	-	-	1 785 373.33	-	-	-	-	-	-	1 785 373.33
Museums and Art Gallery	16 055 647.62	-0.01	-	-	500 000.00	-	16 555 647.61	-	-	-	-	-	-	16 555 647.61
Parks	2 465 907.89	-	-	-	-	-	2 465 907.89	-	-	-	-	-	-	2 465 907.89
Crematorium	6 245 802.69	-	-	-	-	-	6 245 802.69	-	-	-	-	-	-	6 245 802.69
Land (heritage)	6 000 000.00	-	-	-	-	-	6 000 000.00	-	-	-	-	-	-	6 000 000.00
								-	-	-	-	-	-	-
Total Heritage assets	**176 969 034.24**	**-0.01**	**-**	**103 446.50**	**500 000.00**	**-**	**177 572 480.73**	**-**	**-**	**-**	**-**	**-**	**-**	**177 572 480.73**
Intangible Assets														
Computer Software	8 359 803.59	-	-	734 084.79	-	-	9 093 888.38	8 082 078.38	-	142 061.66	-	-	8 224 140.04	869 748.34
Intangible Assets/software	12 973 332.27	-	-	3 000.00	-	-	12 976 332.27	12 155 909.81	-	396 474.09	-	-	12 552 383.90	423 948.37
Total Intangible Assets	**21 333 135.86**	**-**	**-**	**737 084.79**	**-**	**-**	**22 070 220.65**	**20 237 988.19**	**-**	**538 535.75**	**-**	**-**	**20 776 523.94**	**1 293 696.71**
Servitudes	803 846.28	-	-	-	-		803 846.28	-	-	-	-	-	-	803 846.28
	803 846.28	**-**	**-**	**-**	**-**	**-**	**803 846.28**	**-**	**-**	**-**	**-**	**-**	**-**	**803 846.28**

THE MSUNDUZI MUNICIPALITY
APPENDIX B
ANALYSIS OF PROPERTY ,PLANT AND EQUIPMENT AT 30 JUNE 2014

	Cost							Accumulated Depreciation						
	Opening Balance	Adjustments	Impairment	Additions	Under Construction	Disposals	Closing Balance	Opening Balance	Adjustments	Additions (Depreciation)	Disposals current yr	Disposals Acc. Depreciation	Closing Balance	Carrying Value
Biological assets														
Biological Assets	648 261.00	-	-	347 703.00	-		995 964.00	-	-	-	-	-	-	995 964.00
	648 261.00	**-**	**-**	**347 703.00**	**-**	**-**	**995 964.00**	**-**	**-**	**-**	**-**	**-**	**-**	**995 964.00**
Agrcultural assets														
Plantation	-	37 915 260.11	-	8 604 785.89	-		46 520 046.00	-	-	-	-	-	-	46 520 046.00
	-	**37 915 260.11**	**-**	**8 604 785.89**	**-**	**-**	**46 520 046.00**	**-**	**-**	**-**	**-**	**-**	**-**	**46 520 046.00**
Grand Total Assets	**8 417 882 765.34**	**47 105 553.01**	**-222 449.77**	**205 882 895.41**	**166 627 705.74**	**-15 027 440.52**	**8 822 249 029.21**	**1 532 518 921.87**	**-189 818.69**	**258 381 477.80**	**-1 674 743.64**	**-14 963 917.16**	**1 774 071 920.18**	**7 048 177 109.03**

THE MSUNDUZI MUNICIPALITY AND ITS MUNICIPALITY ENTITY

APPENDIX C

ANALYSIS OF PROPERTY, PLANT AND EQUIPMENT AS AT 30 JUNE 2014

Fixed Assets				Historical Cost							Accumulated Depreciation			
Description	**Opening Balance**	**Adjustments**	**Impairment**	**Additions**	**Under Construction**	**Disposals**	**Closing Balance**	**Opening Balance**	**Adjustment**	**Additions**	**Depr. Disposals current yr**	**Depr. Disposals prev.yr**	**Closing Balance**	**Carrying Value**
Executive and Council	6 416 726.18	-	-	16 842 946.31		-	23 259 672.49	5 554 151.59		773 545.23			6 327 696.82	16 931 975.67
Finance and Administration	946 645 630.08	-	-	193 935.45	-	-	946 839 565.53	300 211 123.15		4 568 060.45			304 779 183.60	642 060 381.93
Planning and Development	82 657 053.48	-	-	19 267 805.75	500 000.00	-	102 424 859.23	37 935 411.75		472 689.80			38 408 101.55	64 016 757.68
Health	40 798 989.61	-	-	70 628.42	-	-	40 869 618.03	13 626 167.47		2 153 080.58			15 779 248.05	25 090 369.98
Community and Social Services	44 716 659.00	1 451 210.54	-	4 961 925.31	15 089 322.45	-198 514.19	66 020 603.11	16 620 110.17	90.26	15 984 108.47	-9 983.81	-158 137.45	32 436 187.64	33 584 415.47
Housing	202 520 505.98	107 630.63	-	11 620.37	-	-	202 639 756.98	29 456 596.76		248 955.95			29 705 552.71	172 934 204.27
Public Safety	99 725 719.93	-	-	844 601.00	-	-	100 570 320.93	47 879 159.28		5 733 320.49			53 612 479.77	46 957 841.16
Sport and Recreation	376 347 418.08	-		202 107.50	-	-	376 549 525.58	119 559 584.74		10 783 722.00			130 343 306.74	246 206 218.84
Road Transport	2 767 907 284.28	-		62 558 591.61	21 335 563.60	-	2 851 801 439.49	496 996 691.77		78 029 764.25			575 026 456.02	2 276 774 983.47
Environmental Protection	6 534 926.03	-	-	355 302.00	-	-	6 890 228.03	5 459 640.08		680 803.87			6 140 443.95	749 784.08
Water	1 026 120 652.87	-	-63 018.76	4 023 558.62	31 135 452.70	-5 292 112.01	1 055 924 533.42	94 146 746.25		33 030 880.50	-69 179.80	-415 457.77	126 692 989.18	929 231 544.24
Waste Water Management	701 406 960.57	-	-159 431.01	1 715 517.97	41 721 185.88	-736 767.51	743 947 465.90	87 938 230.89		26 256 655.51	-29 106.13	-174 794.39	113 990 985.88	629 956 480.02
Electricity	1 453 583 483.00	-964 563.42	-	16 161 578.76	51 980 562.44		1 520 761 060.78	168 233 147.74		31 112 241.36			199 345 389.10	1 321 415 671.68
Other	662 500 756.26	55 116 061.15	-	70 067 990.45	4 865 618.67	-8 800 046.81	783 750 379.72	108 902 160.23	-189 908.95	48 553 649.34	-1 566 473.90	-14 215 527.55	141 483 899.17	642 266 480.55
TOTALS	8 417 882 765.35	55 710 338.90	-222 449.77	197 278 109.52	166 627 705.74	-15 027 440.52	8 822 249 029.22	1 532 518 921.87	-189 818.69	258 381 477.80	-1 674 743.64	-14 963 917.16	1 774 071 920.18	7 048 177 109.04

THE MSUNDUZI MUNICIPALITY AND ITS MUNICIPALITY ENTITY

APPENDIX D

ACTUAL VERSUS BUDGET (ACQUISITION OF PROPERTY , PLANT AND EQUIPMENT) FOR THE YEAR ENDED 30 JUNE 2014

Description	2014 Budget	2014 Actual	2014 Under construction	2014 Additions	2014 Variance	2014 Variance	Explanation of Significant Variances greater than 5% versus Budget
	R	R	R	R	R	%	
Executive and Council	14 916 794.00	12 623 332.61	0.00	13 944 134.63	2 293 461.39	15%	
Finance and Administration	54 383 338.00	32 383 582.21	2 301 508.00	7 936 546.51	21 999 755.79	40%	
Planning and Development	24 798 773.00	31 445 948.37	3 124 595.67	28 490 897.54	-6 647 175.37	-27%	
Public Safety	600 000.00	496 727.96	0.00	873 172.07	103 272.04	17%	
Community and Social Services	8 912 465.00	5 137 690.89	388 147.44	2 603 066.38	3 774 774.11	42%	
Health	0.00	0.00	0.00	0.00	0.00	0%	
Sport and Recreation	16 491 217.00	15 297 212.91	14 640 690.01	1 869 187.43	1 194 004.09	7%	
Road Transport	174 250 928.00	84 793 684.69	21 450 848.20	85 059 592.25	89 457 243.31	51%	
Water	39 991 925.00	34 956 305.44	31 135 452.70	4 023 558.62	5 035 619.56	13%	
Waste Water Management	50 242 210.00	48 196 242.17	41 605 901.28	6 442 919.17	2 045 967.83	4%	
Electricity	148 476 284.00	67 924 327.54	51 980 562.44	16 185 622.18	80 551 956.46	54%	
Housing	839 013.00	25 045.00	0.00	829 815.39	813 968.00	97%	
Other	26 056 221.00	17 762 888.14	0.00	29 019 597.35	8 293 332.86	32%	
Environment Protection	0.00	0.00	0.00	0.00	0.00	0%	
TOTALS	**559 959 168.00**	**351 042 987.93**	**166 627 705.74**	**197 278 109.52**	**208 916 180.07**	**37%**	

THE MSUNDUZI MUNICIPALITY AND ITS MUNICIPALITY ENTITY

APPENDIX E1

DETAILS OF UNSPENT CONDITIONAL GRANTS TRANSFERS TO INCOME AS AT 30 JUNE 2014

GOVERNMENT GRANTS AND SUBSIDIES - REVENUE - NOTE 32	2014	2013
GOVERNMENT GRANTS AND SUBSIDIES - REVENUE - OPERATING		
Equitable share	**354 313 000**	**338 903 000**
Airport	-	31 025
Land use management grant	-	145 962
	-	**176 987**
Wadley Stadium - Sports and Recreation	**179 000**	**-**
SETA	371 035	300 000
Ashburton feasibility	-	519 196
	371 035	**819 196**
Expanded public works programme	**1 873 679**	**1 361 871**
Finance management grant	**1 550 000**	**1 996 692**
Greater edendale development initiative	**4 633 041**	**4 403 215**
Intergrated development plan	**-**	**398 070**
Library	**14 200 728**	**3 255 134**
Market - COGTA	**1 640**	**651 450**
Municipal infrastructure grant	3 924 285	3 753 773
Sanitation Bucket Eradication	5 080 735	-
Water conservation water demand management	1 344 880	155 120
	10 349 899	**3 908 893**
Municipal systems improvement grant	**244 880**	**555 000**
Public transportation infrastructure	**35 773 917**	**36 700 000**
Tatham Art Gallery	**598 875**	**23 454**
Municipal water infrastructure services grant	**5 175 972**	
Urban Renewal - COGTA	-	1 309 281
Trusts	-	69 348
	-	**1 378 628**
Dept of water affairs	**131 999**	**-**
Youth Advisory Centre	6 900	-
Q Dot Pharma	40 123	-
	47 023	**-**
Housing	**12 197 883**	**-**

CITY OF CHOICE
PIETERMARITZBURG
MSUNDUZI

THE MSUNDUZI MUNICIPALITY AND ITS MUNICIPALITY ENTITY

APPENDIX E1

DETAILS OF UNSPENT CONDITIONAL GRANTS TRANSFERS TO INCOME AS AT 30 JUNE 2014

GOVERNMENT GRANTS AND SUBSIDIES - REVENUE - NOTE 32	2014	2013
COGTA - Water service delivery plan	**82 742**	**-**
Health Subsidy	5 074 000	-2 416 750
Housing Accreditation	226 211	-
Library subsidy	1 096 440	3 507 000
	6 396 651	**1 090 250**
Total Government Grant and Subsidies - OPERATING	**448 121 963**	**395 621 841**
GOVERNMENT GRANTS AND SUBSIDIES - REVENUE - CAPITAL		
Neighbourhood development partnership grant	**706 767**	**501 050**
Municipal infrastructure grant	**155 718 791**	**135 301 595**
Airport	**14 198 246**	**436 295**
Alexandra Park Athletic Track	**2 384 479**	**1 377 671**
Community communication iniatative	**9 300**	**40 079**
Operation Dlulusumilando	**500 000**	**-**
Electricity side demand management/Integrated National Electrification Programme	20 484 157	3 611 795
Nhlalakahle Informal Settlement Electrification - KZNPT	181 942	-
Electricity Grants - COGTA	2 723 232	3 872 570
	23 389 331	**7 484 366**
Expanded public works programme	-	173 740
Dept of water affairs	165 000	-
Trusts	-	364 780
	165 000	**538 520**
Freedom square tourism hub	-	10 534 526
Publicity House - COGTA	1 133 140	-
	1 133 140	**10 534 526**
Library	**3 949 658**	**249 437**
Market - COGTA	**2 204 674**	**5 668 532**
Massification - COGTA	**1 159 564**	**840 436**
Municipal systems improvement grant	**353 407**	**302 035**
Public transportation infrastructure	**17 695 383**	**4 566 790**
Youth Advisory Centre	**82 680**	**-**
Tatham Art Gallery	**106 854**	**-**

CITY OF CHOICE
PIETERMARITZBURG
MSUNDUZI

THE MSUNDUZI MUNICIPALITY AND ITS MUNICIPALITY ENTITY

APPENDIX E1

DETAILS OF UNSPENT CONDITIONAL GRANTS TRANSFERS TO INCOME AS AT 30 JUNE 2014

GOVERNMENT GRANTS AND SUBSIDIES - REVENUE - NOTE 32	2014	2013
Community Development workers	-	7 096
Greater edendale development initiative	19 160 074	-
Municipal water services infrastructure grant	1 074 018	
Urban Renewal - COGTA	2 191 283	2 999 438
Total Government Grant and Subsidies - CAPITAL	**246 182 650**	**170 847 865**

CITY OF CHOICE
PIETERMARITZBURG
MSUNDUZI

THE MSUNDUZI MUNICIPALITY AND ITS MUNICIPALITY ENTITY

APPENDIX E2

RECONCILIATION OF UNSPENT CONDITIONAL GRANTS CONDITIONS MET - TRANSFER TO REVENUE AS AT 30 JUNE 2014

		2014	2013
Municipal infrastructure grant	Operating	3 924 285	3 753 773
Municipal infrastructure grant	Capital	155 718 791	135 301 595
Municipal infrastructure grant		**159 643 076**	**139 055 368**
Airport	Operating	-	31 025
Airport	Capital	14 198 246	436 295
Airport		**14 198 246**	**467 320**
ESDMG		2 980 459	-
INEP		17 503 698	3 611 795
Electricity side demand management/Integrated National Electrification Programme	Capital	**20 484 157**	**3 611 795**
Greater edendale development initiative	Operating	4 633 041	4 403 215
Greater edendale development initiative	Capital	19 160 074	-
Greater edendale development initiative		**23 793 115**	**4 403 215**
Finance management grant	Operating	**1 550 000**	**1 996 692**
Library	Operating	14 200 728	3 255 134
Library	Capital	3 949 658	249 437
Library		**18 150 386**	**3 504 571**
Provincial library grant		17 108 565	3 293 938
Other external grant library		1 041 821	210 633
Library		**18 150 386**	**3 504 571**
Freedom square tourism hub	Capital	**-**	**10 534 526**
Municipal systems improvement grant	Operating	244 880	555 000
Municipal systems improvement grant	Capital	353 407	302 035
Municipal systems improvement grant		**598 287**	**857 035**
Neighbourhood development partnership grant	Capital	**706 767**	**501 050**
Public transportation infrastructure	Operating	35 773 917	36 700 000
Public transportation infrastructure	Capital	17 695 383	4 566 790
Public transportation infrastructure		**53 469 301**	**41 266 790**
Alexandra Park Athletic Track	Capital	**2 384 479**	**1 377 671**
Trusts	Operating	-	69 348
Trusts	Capital	-	364 780
Trusts		**-**	**434 128**
Water conservation water demand management	Operating	**1 344 880**	**155 120**

CITY OF CHOICE
PIETERMARITZBURG
MSUNDUZI

THE MSUNDUZI MUNICIPALITY AND ITS MUNICIPALITY ENTITY

APPENDIX E2

RECONCILIATION OF UNSPENT CONDITIONAL GRANTS CONDITIONS MET - TRANSFER TO REVENUE AS AT 30 JUNE 2014

		2014	2013
COGTA - Water service delivery plan	Operating	82 742	-
Community communication iniatative	Capital	9 300	40 079
Community Development workers	Capital	-	7 096
Dept of water affairs	Operating	131 999	-
Dept of water affairs	Capital	165 000	-
Expanded public works programme	Operating	1 873 679	1 361 871
Expanded public works programme	Capital	-	173 740
Intergrated development plan	Operating	-	398 070
Land use management grant	Operating	-	145 962
Youth Advisory Centre	Operating	6 900	-
Youth Advisory Centre	Capital	82 680	-
Sundry		**2 352 300**	**2 126 818**
Ashburton feasibility	Operating	**-**	**519 196**
Tatham Art Gallery	Operating	598 875	23 454
Tatham Art Gallery	Capital	106 854	-
Tatham Art Gallery		**705 729**	**23 454**
SETA	Operating	**371 035**	**300 000**
Q Dot Pharma	Operating	**40 123**	**-**
Market - COGTA	Operating	1 640	651 450
Market - COGTA	Capital	2 204 674	5 668 532
Market		**2 206 314**	**6 319 982**
Electricity Grants - COGTA	Capital	**2 723 232**	**3 872 570**
Massification - COGTA	Capital	**1 159 564**	**840 436**
Urban Renewal - COGTA	Operating	-	1 309 281
Urban Renewal - COGTA	Capital	2 191 283	2 999 438
Urban Renewal - COGTA		**2 191 283**	**4 308 718**
Publicity House - COGTA	Capital	**1 133 140**	**-**
Wadley Stadium - Sports and Recreation	Operating	**179 000**	**-**
Sanitation Bucket Eradication	Operating	**5 080 735**	**-**
Municipal water services infrastructure grant	Capital	1 074 018	-
Municipal water infrastructure services grant	Operating	5 175 972	-
Municipal water infrastructure services grant		**6 249 990**	**-**
Operation Dlulusumilando	Capital	**500 000**	**-**

CITY OF CHOICE
PIETERMARITZBURG
MSUNDUZI

THE MSUNDUZI MUNICIPALITY AND ITS MUNICIPALITY ENTITY			
APPENDIX E2			
RECONCILIATION OF UNSPENT CONDITIONAL GRANTS CONDITIONS MET - TRANSFER TO REVENUE AS AT 30 JUNE 2014			
		2014	2013
Nhlalakahle Informal Settlement Electrification - KZNPT	Capital	**181 942**	**-**
Housing	Operating	**12 197 883**	**-**
		333 594 963	**226 476 455**

CITY OF CHOICE
PIETERMARITZBURG
MSUNDUZI

THE MSUNDUZI MUNICIPALITY AND ITS MUNICIPALITY ENTITY

APPENDIX F

SCHEDULE OF CONTINGENT LIABILITIES AS AT 30 JUNE 2014

NO.	MATTER	MATTER TYPE	YEAR INITIATED	ATTORNEY/ADVOCATE INSTRUCTED	Risk to the municipality as at 30 June 2014	Total 2013	Total 2014
1	South African Local Authorities Pension Fund v. Msunduzi Municipality	Pension Surcharge	2008	Logan Chetty Attorneys: Tel 033 345 1639 Fax 086 218 5702 Physical Address 13 Prince Edward Street; Pietermaritzburg, 3201 Postal Address PO Box 11706, Dorpspruit, 3206. & Adv V. Moodley: Tel 033 845 3591fax 033 342 82 75.	R 217 184.13 Plus interest at 15.5 per cent per annum.	250 847.67	250 847.67
2	M. Mouton v. Msunduzi Municipality	Delictual Claim	2008	Bhamjee Attorneys: Tel 033 394 2007 Fax 033 394 2033 Physical Address 191 Burger Street, Pietermaritzburg, 3201. Postal Address PO Box 1336, Pietermaritzburg, 3200.	R14 000.00 Plus interest at 15.5 Per cent per annum	16 170.00	16 170.00
3	SAPPI v. Msunduzi Municipality	Delictual Claim	2009	External Insurance	R25000 000.00 Plus interest at 15.5 Per cent per annum	28 875.00	28 875 000.00
4	B.A. Clark v. Msunduzi Municipality	Delictual Claim	2009	Logan Chetty Attorneys: Tel 033 345 1639 Fax 086 218 5702 Physical Address 13 Prince Edward Street; Pietermaritzburg, 3201 Postal Address PO Box 11706,	R397 975.83 Plus interest at 15.5 per cent per annum.	459 662.08	459 662.08
5	Gonassilan v Msunduzi Municipality	Delictual Claim	2009	Bhamjee Attorneys: Tel 033 394 2007 Fax 033 394 2033 Physical Address 191 Burger Street, Pietermaritzburg, 3201. Postal Address PO Box 1336, Pietermaritzburg, 3200.	R100 000.00 Plus interest at 15.5 per cent per annum.	115 500.00	115 500.00
6	Kheswa v. Msunduzi Municipality	Delictual Claim	2009	Internal	R30 470.12 Plus interest at 15.5 per cent per annum.	35 192.99	35 192.99
7	FBI Khan and RY Khan v Msunduzi Municipality	Delictual Claim	2009	Internal	R63 280.39 Plus interest at 15.5 per cent per annum and R1267.00 Plus interest at 15.5 per cent per annum	73 088.85	74 552.24
8	Orion Telecom v. Msunduzi Municipality	Delictual Claim	2007	Internal	R 92 189.52 and R23047.38 Plus interest at 15.5 per cent per annum	107 172.00	133 098.62
9	Mkhumbuzi v. Msunduzi Municipality	Delictual Claim	2008	Internal	R100 000.00 Plus interest at 15.5 per cent per annum.	115 500.00	115 500.00
10	Nzaba IN v Msunduzi Municipality	Delictual Claim	2008	Bhamjee Attorneys: Tel 033 394 2007 Fax 033 394 2033 Physical Address 191 Burger Street, Pietermaritzburg, 3201. Postal Address PO Box 1336, Pietermaritzburg, 3200.	R73 500.00 Plus interest at 15.5 per cent per annum.	84 892.50	84 892.50
11	Telkom v. Msunduzi Municipality	Delictual Claim	2008	Lister and Lister Attorneys: Tel 033 345 4530 Fax: 033 342 7669 Physical Address 161 Pietermaritz Street, Pietermaritzburg, 3201 Postal Address: PO Box 144, Pietermaritzburg, 3200.	R45 979. 87 Plus interest at 15.5 per cent per annum.	53 106.75	53 106.75
12	Thuthugisa Contracting Enterprise v. Msunduzi municipality	Memorandum of Agreement Dispute	2007	Internal	R210 749.00 Plus Vat at 14 per cent.	240 253.86	240 253.86
13	Hampton College v. Msunduzi Muni	Delictual Claim	2007	Afzal Akoo and Partners Tel: 033 394 7274 Fax: 033 345 0938. Physical Address 187 Boshoff Street, Pietermaritzburg, 3201. Postal Address PO Box 7836, Cumberwood, 3235. and Kruger Ngcobo Inc. Tel 031 306 4352 Fax: 031 305 4340 Physical Address 25 Field Street, Suite 1102, Durban Postal Address PO Box 49467 Qualbert 4078. and ADV Flemming Tel: 033 845 3576 Fax: 033 394 8374. Physical Address Advocates Chambers, Block B3 17 Prince Edward Street, Pietermaritzburg, 3201.	R85 470.00 plus interest at 15.5 per cent per annum.	98 717.85	98 717.85
14	Chetty K. v. Msunduzi Municipality	Delictual Claim	2006	Internal	R26 169.86 Plus interest at 15.5 percent per annum.	30 249.00	30 226.19
15	R. Terty v Msunduzi Municipality	Delictual Claim	2007	Insurance	R50 000.00 plus interest at 15.5 per cent per annum.	57 750.00	57 750.00
16	Terwolbeek PJ v Msunduzi Municipality	Delictual Claim	2008	Insurance	R1 121 620. 00 plus interest at 15.5 per cent per annum.	1 295 471.10	1 295 471.10

THE MSUNDUZI MUNICIPALITY AND ITS MUNICIPALITY ENTITY

APPENDIX F

SCHEDULE OF CONTINGENT LIABILITIES AS AT 30 JUNE 2014

NO.	MATTER	MATTER TYPE	YEAR INITIATED	ATTORNEY/ADVOCATE INSTRUCTED	Risk to the municipality as at 30 June 2014	Total 2013	Total 2014
17	Govender RS v Msunduzi Municipality	Delictual Claim	2008	Internal	R75 000.00 plus interest at 15.5 per cent per annum.	86 625.00	86 625.00
18	A and F Mall v Msunduzi Municipality	Delictual Claim	2007	Internal	R17 181.33 plus interest at 15.5 per cent per annum.	19 844.64	19 844.44
19	Mkungisa E v Msunduzi Municipality	Delictual Claim	2007	Internal	R 6213.00 plus interest at 15.5 per cent per annum.	7 176.02	7 176.02
20	F. Osman V Msunduzi Municipality	Delictual Claim	2007	Internal	R306 666.44 plus interest at 15.5 per cent per annum.	354 199.74	354 199.74
21	Zulu TE v Msunduzi Municipality	Delictual Claim	2007	Internal	R 8709.22 plus interest at 15.5 per cent per annum.	10 059.15	10 059.15
22	Rabikisoon R v Msunduzi Municipality	Delictual Claim	2007	Internal	R20 000.00 plus interest at 15.5 per cent per annum.	23 100.00	23 100.00
23	Zuma NG v Msunduzi Municipality	Delictual Claim	2008	Internal	R100 000.00 Plus interest at 15.5 per cent per annum.	115 500.00	115 500.00
24	Van Straaten W(DR) v Msunduzi Municipality	Delictual Claim	2008	Internal	R96 401. 43 plus interest st 15.5 per cent per annum.	111 343.65	111 343.65
25	Majozi NV v Msunduzi Municipality	Delictual Claim	2007	Uys Matyeka Schwartz: Tel 031 304 6063 Fax: 031 304 2379. Physical Address Suite 301 Nedbank Centre. Postal Address PO Box 1328, Durban, 4000.	R110 046.28 plus interest at 15.5 per cent per annum.	127 103.45	12 758.45
26	Zondi PS v Msunduzi Municipality	Delictual Claim	2007	Internal	R15 080.00 plus interests at 15.5 per cent per annum.	17 417.40	17 417.40
27	Omarjee M. v Msunduzi Municipality	Delictual Claim	2005	Internal	R 31 000.00 plus interest at 15.5 per cent per annum.	35 805.00	35 805.00
28	Painter LV v Msunduzi Municipality	Delictual Claim	2006	Internal	R45 361.38 plus interest at 15.5 per cent per annum.	52 392.39	52 392.39
29	Dladla G v Msunduzi Municipality	Delictual Claim	2006	Internal	R20 000.00 plus interest at 15.5 per cent per annum.	23 100.00	23 100.00
30	Roelefse v Msunduzi Municipality	Delictual Claim	2002	Internal	R41 032.58 plus interest at 15.5 per cent per annum.	47 392.63	47 392.63
31	Premier of KZN v Msunduzi Municipality	Delictual Claim	2003	Internal	R 11 340.00	11 340.00	11 340.00
32	Suilaiman R v Msunduzi Municipality	Delictual Claim	1998	Internal	R50 000.00 plus interest at 15.5 per cent per annum.	57 750.00	57 750.00
33	Haffejee RB v Msunduzi Municipality	Delictual Claim	2004	Internal	R98 000.00 plus interest at 15.5 per cent per annum.	113 190.00	113 190.00
34	Makhaye S v Msunduzi Municipality	Delictual Claim	2005	Internal	R42 704. 96 plus interest at 15.5 per cent per annum.	49 324.23	49 324.23
35	Zondi M. v Msunduzi Municipality	Delictual Claim	2006	Internal	R50 000.00 plus interest at 15.5 per cent per annum.	57 750.00	57 750.00
36	Telkom SA LTD v Msunduzi Municipality	Delictual Claim	2004	Lister and Lister Attorneys: Tel 033 345 4530 Fax: 033 342 7669 Physical Address 161 Pietermaritz Street, Pietermaritzburg, 3201 Postal Address: PO Box 144, Pietermaritzburg, 3200.	R22 541.11 plus interest at 15.5 per cent per annum.	26 034.98	26 034.98
37	Telkom SA LTD v Msunduzi Municipality	Delictual Claim	2004	Lister and Lister Attorneys: Tel 033 345 4530 Fax: 033 342 7669 Physical Address 161 Pietermaritz Street, Pietermaritzburg, 3201 Postal Address: PO Box 144, Pietermaritzburg, 3200.	R32 585. 78 plus interest at 15.5 per cent per annum.	37 636.58	37 636.58

THE MSUNDUZI MUNICIPALITY AND ITS MUNICIPALITY ENTITY							
APPENDIX F							
SCHEDULE OF CONTINGENT LIABILITIES AS AT 30 JUNE 2014							
NO.	**MATTER**	**MATTER TYPE**	**YEAR INITIATED**	**ATTORNEY/ADVOCATE INSTRUCTED**	**Risk to the municipality as at 30 June 2014**	**Total 2013**	**Total 2014**
38	Telkom SA LTD v Msunduzi Municipality	Delictual Claim	2006	Lister and Lister Attorneys: Tel 033 345 4530 Fax: 033 342 7669 Physical Address 161 Pietermaritz Street, Pietermaritzburg, 3201 Postal Address: PO Box 144, Pietermaritzburg, 3200.	R13 283.82 plus interest at 15.5 per cent per annum.	15 342.81	15 342.81
39	Telkom SA LTD v Msunduzi Municipality	Delictual Claim	2006	Lister and Lister Attorneys: Tel 033 345 4530 Fax: 033 342 7669 Physical Address 161 Pietermaritz Street, Pietermaritzburg, 3201 Postal Address: PO Box 144, Pietermaritzburg, 3200.	R 21697.25 plus interest at 15.5 per cent per annum.	25 060.32	25 060.32
40	Telkom SA LTD v Msunduzi Municipality	Delictual Claim	2005	Lister and Lister Attorneys: Tel 033 345 4530 Fax: 033 342 7669 Physical Address 161 Pietermaritz Street, Pietermaritzburg, 3201 Postal Address: PO Box 144, Pietermaritzburg, 3200.	R34 806.17 plus interest at 15.5 per cent per annum.	40 201.13	40 201.13
41	Telkom SA LTD v Msunduzi Municipality	Delictual Claim	2005	Lister and Lister Attorneys: Tel 033 345 4530 Fax: 033 342 7669 Physical Address 161 Pietermaritz Street, Pietermaritzburg, 3201 Postal Address: PO Box 144, Pietermaritzburg, 3200.	R 8071.64 plus interest at 15.5 per cent per annum.	9 322.74	9 322.74
42	Ngcobo RB v Msunduzi Municipality	Delictual Claim	2003	Internal	R 11375.27 plus interest at 15.5 per cent per annum.	13 138.44	13 138.44
43	Mthimkhulu S. v Msunduzi Municipality	Delictual Claim	2009	Uys Matyeka Schwartz Attorneys: Tel 031 304 6063 Fax 031 304 2379. Physical Address Suite 301 Nedbank Centre. Postal Address PO Box 1328, Durban, 4000.	R 204 650. 00 plus interest at 15.5 per cent per annum.	236 370.75	236 370.75
44	Mamusa Marketing v Msunduzi Municipality	Delictual Claim	2007	Internal	R 9823.48 plus interest at 15.5 per cent per annum.	11 346.12	11 346.12
45	Blue Thunder Trading cc t/a Khanyisa energy Management Services v Msunduzi Municipality	Delictual Claim	2009	Logan Chetty Attorneys: Tel 033 345 1639 Fax 086 218 5702 Physical Address 13 Prince Edward Street; Pietermaritzburg, 3201 Postal Address PO Box 11706, Dorpspruit, 3206.	R 223 576 .00 plus interest at 15.5 per cent per annum.	258 230.28	258 230.28
46	Ogilvie I v Msunduzi Municipality	Delictual Claim	2006	Insurance	R 166 160.54 plus interest at 15.5 per cent per annum.	191 915.42	191 915.42
47	Ngcobo DV v Msunduzi Municipality	Delictual Claim	2007	Insurance	R 1 800 000.00 plus interest at 15.5 per cent per annum.	2 079 000.00	2 079 000.00
48	Gavin's panel Shop v. Msunduzi Municipality	Contractual claim	2010	Internal	R 2424.50 plus interest at 15.5 per cent per annum.	2 800.30	2 800.30
49	Gavin's panel Shop v. Msunduzi Municipality	Contractual claim	2010	Internal	R 5519.06 plus interest at 15.5 per cent per annum.	6 374.51	6 374.51
50	Gavin's panel Shop v. Msunduzi Municipality	Contractual claim	2010	Internal	R 5586.00 plus interest at 15.5 per cent per annum	6 451.83	6 451.83
51	Gavin's panel Shop v. Msunduzi Municipality	Contractual claim	2010	Internal	R 1721.40 plus interest at 15.5 per cent per annum.	1 988.22	1 988.22
52	Gavin's panel Shop v. Msunduzi Municipality	Contractual claim	2010	Internal	R 4902.00 plus interest at 15.5 per cent per annum.	5 661.81	5 661.81
53	Gavin's panel Shop v. Msunduzi Municipality	Contractual claim	2010	Internal	R 5163.06 plus interest at 15.5 per cent per annum.	5 963.33	5 963.33
54	Gavin's panel Shop v. Msunduzi Municipality	Contractual claim	2010	Internal	R 5506.20 plus interest at 15.5 per cent per annum.	6 359.66	6 359.66

THE MSUNDUZI MUNICIPALITY AND ITS MUNICIPALITY ENTITY

APPENDIX F

SCHEDULE OF CONTINGENT LIABILITIES AS AT 30 JUNE 2014

NO.	MATTER	MATTER TYPE	YEAR INITIATED	ATTORNEY/ADVOCATE INSTRUCTED	Risk to the municipality as at 30 June 2014	Total 2013	Total 2014
55	Naidoo Kogulan v Msunduzi Municipality	Delictual Claim	2010	Internal	R 100 000.00 plus interest at 15.5 per cent per annum.	115 500.00	115 500.00
56	Majozi HS v Msunduzi Municipality	Delictual Claim	2010	Internal	R 95 000.00 plus interest at 15.5 per cent per annum.	109 725.00	109 725.00
57	Dlamini BM v Msunduzi Municipality	Delictual Claim	2010	Uys Matyeka Schwartz Attorneys: Tel 031 304 6063 Fax 031 304 2379. Physical Address Suite 301 Nedbank Centre. Postal Address PO Box 1328, Durban, 4000.	R 300 000.00 plus interest at 15.5 per cent per annum.	346 500.00	346 500.00
58	Bishop's roadworks v. Msunduzi Municipality	Contract	2009	Internal	R 120 000.00 plus interest at 15.5 per cent per annum.	138 600.00	138 600.00
59	Mahlaba J v Msunduzi Municipality	Delictual Claim	2010	Internal	R 21 406. 36 and R2650.00 plus interest at 15.5 per cent per annum.	27 785.10	27 785.10
60	Daljeeth Daljeeth v Msunduzi Municipality	Delictual Claim	2010	Uys Matyeka Schwartz Attorneys: Tel 031 304 6063 Fax 031 304 2379. Physical Address Suite 301 Nedbank Centre. Postal Address PO Box 1328, Durban, 4000.	R 200 000.00 plus interest at 15.5 per cent per annum.	231 000.00	231 000.00
61	Singh MS v Msunduzi Municipality	Delictual Claim	2010	Internal	R 69 224.62 plus interest at 15.5 per cent per annum.	79 954.44	79 954.44
62	Ngubane TT v Msunduzi Municipality	Delictual Claim	2010	Insurance	R118 490.00 plus interest at 15.5 per cent per annum.	136 855.95	136 855.95
63	Bayeni GP v Msunduzi Municipality	Delictual Claim	2010	Internal	R 97 430.00 plus interest at 15.5 per cent per annum.	112 531.65	112 531.65
64	Ramdeen VD v Msunduzi Municipality	Delictual Claim	2010	Afzal Akoo and Partners Tel: 033 394 7274 Fax: 033 345 0938. Physical Address 187 Boshoff Street, Pietermaritzburg, 3201. Postal Address PO Box 7836, Adv Flemming Tel: 033 845 3576 Fax: 033 394 8374. Physical Address Advocates Chambers Block B3, 17 Prince Edward Street, Pietermaritzburg, 3201.	R100 000.00 and R4438.00 Plus interest at 15.5 per cent per annum.	120 510.00	120 625.89
65	Mlaba M. v Msunduzi Municipality	Delictual Claim	2010	Internal	R 100 000.00 plus interest at 15.5 per cent per annum.	115 500.00	115 500.00
66	Longlife tyres (PTY) LTD v Msunduzi Municipality	Contract	2010	Diedricks Inc Tel: 033 342 9808 Fax: 086 219 1672 Physical Address: 90 C Roberts Road, Clarendon, Pietermaritzburg. PO Box 50, Pietermaritzburg, 3200 and Adv R Padayachee SC Tel: 033 845 3546 Fax 033 394 5744 Address Advocates Chambers Block A1, 17 Prince Edward Street, Pietermaritzburg, 3201.	R 592 589.77 plus interest at 15.5 per cent per annum.	684 441.18	684 441.18
67	Gayer Gail v Msunduzi Municipality	Delictual Claim	2010	Uys Matyeka Schwartz Attorneys: Tel 031 304 6063 Fax 031 304 2379. Physical Address Suite 301 Nedbank Centre. Postal Address PO Box 1328, Durban, 4000.	R 262 473.98 plus interest at 15.5 per cent per annum.	303 157.45	303 157.45
68	Selepe H v Msunduzi Municipality	Delictual Claim	2010	Internal	R 5 189.35 plus interest at 15.5 per cent per annum.	5 993.70	5 993.70
69	Mahlaba B o.b.o. Mahlaba AY v Msunduzi Municipality	Delictual Claim	2010	Internal/Insurance	R 1000 000.00 plus interest at 15.5 per cent per annum.	115 500.00	1 155 000.00
70	Mans N. v Msunduzi Municipality	Delictual Claim	2010	Internal	R 7045.75 plus interest at 15.5 per cent per annum.	8 137.84	8 137.84
71	Mutual and federal v. Msunduzi Municipality	Delictual Claim	2010	Internal	R22 829.59	26 368.18	22 829.59
72	Reddy Ronald v Msunduzi Municipality	Contractual Claim	2010	Internal	R282 818.08 plus interest at 15.5 per cent per annum.	326 654.88	326 654.88

THE MSUNDUZI MUNICIPALITY AND ITS MUNICIPALITY ENTITY							
APPENDIX F							
SCHEDULE OF CONTINGENT LIABILITIES AS AT 30 JUNE 2014							
NO.	**MATTER**	**MATTER TYPE**	**YEAR INITIATED**	**ATTORNEY/ADVOCATE INSTRUCTED**	**Risk to the municipality as at 30 June 2014**	**Total 2013**	**Total 2014**
73	Thuthugisa Contracting Enterprise v. Msunduzi municipality	Contractual claim	2010	Internal	R8 051 632. 79 plus interest at 15.5 per cent per annum.	9 299 635.87	9 299 635.87
74	Mavundla AB v Msunduzi Municipality	Delictual Claim	2010	Internal	R 100 000.00 plus interest at 15.5 per cent per annum.	115 500.00	115 500.00
75	Ngidi SS v. Msunduzi Municipality	Delictual Claim	2010	Internal/Insurance	R 2200 000.00	2 541 000.00	2 541 000.00
76	Raghu N. v Msunduzi Municipality	Delictual Claim	2010	Internal	R 500 000.00 plus interest at 15.5 per cent per annum.	577 500.00	577 500.00
77	Bhoodram R. v. msunduzi Municipality	Delictual Claim	2010	Internal	R 32 552.00 and R30.03 plus interest at 15.5 per cent per annum.	37 632.24	37 632.24
78	Mbatha BC v. Msunduzi Municipality	Delictual Claim	2010	Internal	R 16 794.48 plus interest at 15.5 per cent per annum.	19 397.62	19 397.62
79	Mpungose NK v Msunduzi Municipality	Delictual Claim	2011	Internal	R 23 964.42 plus interest at 15.5 per cent per annum.	27 678.91	27 678.91
80	Arhen Y v. Msunduzi Municipality	Delictual Claim	2011	Internal	R14 845.71 plus interest at 15.5 per cent annum	17 146.80	17 146.80
81	Nxumalo TR v. Msunduzi Municipality	Delictual Claim	2011	Internal	R 21 791.04 plus interest at 15.5 per cent per annum.	25 168.65	25 168.65
82	Crescent Motor Brokers and Agents CC t/a Crescent Car Sales v. Msunduzi Municipality	Delictual Claim	2011	Internal	R100 000.00 Plus interest at 15.5 per cent per annum.	115 500.00	115 500.00
83	3 DM contractors v Msunduzi Municipality	Contractual claim	2011	Internal	R66 930.35 plus interest at 15.5 per cent per annum.	77 304.55	77 304.55
84	Nondzanga Z. v. Msunduzi Municipality	Delictual Claim	2011	Internal	R 22 232.97 plus interest at 15.5 per cent per annum.	25 679.08	25 679.08
85	Union Risk Management Alliance (PTY) LDT v. Msunduzi Municipality	Delictual Claim	2011	Internal	R152 948.84 plus interest at 15.5 per cent per annum.	176 655.91	176 655.91
86	Dladla NB v. Msunduzi Municipality	Delictual Claim	2011	Internal	R109 038.97 plus interest at 15.5 per cent per annum.	125 940.01	125 940.01
87	Khuselani Security v. Msunduzi Municipality	Delictual Claim	2011	Internal	R1 830 532.00 pls interest at 15.5 per cent per annum.	2 114 264.46	2 114 264.46
88	Impress Services (PTY)LTD v. Msunduzi Municipality	Delictual Claim	2011	Internal	R 29 238.27 and R1638.70.	35 662.90	35 662.90
89	Kwenzokuhle Construction v. Msunduzi Municipality	Contractual claim	2011	Internal	R 2 178 000.00 plus interest at 15.5 per cent per annum.	2 515 590.00	2 515 590.00
90	Relief interior and Joinery v. Msunduzi Municipality	Delictual Claim	2011	Internal	R 45 080.00 plus interest at 15.5 per cent per annum.	52 067.40	52 067.40
91	Krsishnan Moodley t/a Derby supermarket	Contractual claim	2011	Internal	R 444 400.00 plus interest at 15.5 per cent per annum.	513 282.00	5 132.82
92	Ds Cremators v. Msunduzi Municipality	Contractual claim	2011	Internal	R 27 789.37 plus interest at 15.5 per cent per annum.	32 096.72	32 096.72

THE MSUNDUZI MUNICIPALITY AND ITS MUNICIPALITY ENTITY

APPENDIX F

SCHEDULE OF CONTINGENT LIABILITIES AS AT 30 JUNE 2014

NO.	MATTER	MATTER TYPE	YEAR INITIATED	ATTORNEY/ADVOCATE INSTRUCTED	Risk to the municipality as at 30 June 2014	Total 2013	Total 2014
93	Shortts Retreat:	Interdict by land owners against illegal occupiers, Municipality ordered to provide temporary housing & basic services. Municipality made application to vary the relocation order- now seeking expropriation of properties so as to house occupants in situ. .	Municipality joined as party in July 2009	Julian Von Klemperer:Suite No 2, Redlands Estate, 1 George McFarlane Lane tel 033-3551791	Costs if unsuccessful		
94	Chadya: 69 Railway Street	Interdict for reconnection of electricity. Matter not finalized.	Nov-09	Adv. P. Bezuidenhout: Advocates Chambers, 17 prince edward street, Pietermaritzburg, tel: 0338453522/ 082 443 3836, fax: 0333943734; K. Thythereleigh (withdrew); Agrippa Mpungose: 033 341 9100.	Costs if unsuccessful		
95	Resslar Investment	interdict for reconnection of electricity. Matter not finalized.	Feb-12	Adv. Snyman: 033 384 3524; K Tytherleigh (withdrew); Agrippa Mpungose: 033 341 9100 (withdrew)	Costs if unsuccessful		
96	Billboards	Townbush road order obtained for the removal of billboards.	Dec-09	Adv. H. Ganie: Advocates Chambers, tel: 033 384 5351/7; Attorney: Mr. Udesh Ramesar: office 6 Joomason's Arcade, 476 Church Street, Pietermaritzburg: tel: 033 345 59 69; telefax: 0333459571 e-mail:udeshramesar@telkomsa.net	Possibility that costs of removal be incurred by the Municipality/ not fully recovered. Building Survey to facilitate.		
97	Roy Hesketh Racing Track	Land sold to developer. Did not develop as per agreement. possibility of Municipality having to purchase back at R3.5 Million. Another developer indicated possible purchaser from current developer with benefits to the Municipality. Economis Development to advise of any developments.	N/A	internal	Economic development to advise on progress. Apparently another developer indicated possible purchase from current developer with benefits to the Municipality.		
98	Nt Dlomo/ N Cele	Interdict against Municipality: to set aside building plan approval.	2008	Ngcobo Poyo & Diedricks Inc: 033 341 9240; Adv PC.Bezuidenhout SC.Advocates Chambers, 17 Prince Edward street, Pietermaritzburg, tel: 0338453522/ 082 443 3836, fax: 0333943734;	Case not decided. Costs if case is lost.		
99	Planet Waves 399	Council withholding payment to contractor that built sludge dams. Possibility of eventual liability.	N/A	Xaba Attorneys, suite 201,2nd floor, 251 Church Street, Fedsure House,tel: 0333457927, fax: 3456985, e-mail: dumi@xabainc.co.za PC Bezuidenhout SC Advocates Chambers 17 Prince Edward Street, Pietermaritzburg 033-8453522/082443836fax0333943734	Planet Waves sued for R 1.694 937.70 and Municipality countersued for R 1, 940 934.00		169 437.70
100	PMB and District Indian Funeral Society	Re-transfer of Council property.	2008	Ngcobo Poyo & Diedricks Inc: 033 341 9240	Re-transfer obtained by the Municipality. Matter finalised.		

THE MSUNDUZI MUNICIPALITY AND ITS MUNICIPALITY ENTITY							
APPENDIX F							
SCHEDULE OF CONTINGENT LIABILITIES AS AT 30 JUNE 2014							
NO.	**MATTER**	**MATTER TYPE**	**YEAR INITIATED**	**ATTORNEY/ADVOCATE INSTRUCTED**	**Risk to the municipality as at 30 June 2014**	**Total 2013**	**Total 2014**
101	T. Christodoulou and Sons	Application for interdict by Municipality against developer for compliance with Planning and Development Act.	2012	TMJ Attorneys; Agrippa Mpungose: 033 341 9100.	Interdict granted by consent but costs reserved. Cost unknown at this stage. Risk of costs.		
102	KZN-Digi connect	Claim by contractor for payment for IT services allegedly rendered.	2012	Mr. Alwyn Volsum: 033 394 8116;,4 George Street, Pietermritzburg,tel:3948116,fax:0866215902,e-mail: vcl@iafrica.com, Advocate VM . Naidoo: 033 845 3535.	Claim for R505 000.00 plus interest plus legal costs. Not yet decided.	577 500.00	505 000.00
103	APS Panelbeaters	Interdict application to prohibit electricity disconnection.	2011	Mr. Alwyn Volsum: 033 394 8116;,4 George Street, Pietermritzburg,tel:3948116,fax:0866215902,e-mail: vcl@iafrica.com Adv Snyman:033 845 3524.	Interdict granted against the Municpality. Costs were awarded against municipality		
104	Innocent & Smangele Mchunu, 3 Oban Drive	Application by Municipality to enforce compliance with Planning and Development Act.	2012	Mr. Mathew Francis: .221 pietermaritz street,tel0873510600, fax-:0862428747,e-mail:mail@mfilaw.co.za,	Applicationopposed by respondents. Settlement agreement entered into. Application to place respondents in breach of settlement agreement unsuccessful. Decision taken on appeal. Costs if awarded against us.		
105	Yugen Brian Govender (Magicone Investments CC) 65 Pine Street	Application by Municipality to enforce compliance with Planning and Development Act.	2012	Mr. Mathew Francis:.221 pietermaritz street,tel0873510600, fax-:0862428747,e-mail:mail@mfilaw.co.za,	Case not finalized. Matter taken on appeal by respondent: Costs if unsuccessful.		
106	Pyrachand Meganbehare, Vinesh Singh; 44 Rosedale Road	Application by Municipality to enforce compliance with Planning and Development Act.	2012	Mr. Mathew Francis:.221 pietermaritz street,tel0873510600, fax-:0862428747,e-mail:mail@mfilaw.co.za,	Case finalised. Municipality successful, costs are being collected.		
107	Shepstone House Two LTD	Application to prohibit disconnection and counter application to prohibit illegal occupation and electricity connection.	2012	Mr. Diedricks: Diedricks Inc. 083 375 4036; Adv. A Rall SC 033 845 35 29.	Case finalised, municipality successful. Costs collected from respondent.		
108	Naidoo M. v Msunduzi Municipality	Delictual Claim	2011	Internal/Insurance	R 370 000.00 plus interest at 15.5 per cent per annum.	427 350.00	427 350.00
109	Hilton Vet Clinic v. Msunduzi Municipality	Delictual Claim	2011	Venn Nemeth and Hart Attorneys- Mr D. Schaupe Tel 033 355 3100 Fax 033 394 1947. Physical Adress 281 Pietermaritz Street, Pietermaritzburg,3201.	R 390 270. 21 plus interest at 15.5 per cent per annum.	450 762.09	45 357.09
110	Telkom SA LTD v Msunduzi Municipality	Delictual Claim	2011	Internal	R 7551.19 plus interest at 15.5 per cent per annum.	8 721.62	8 721.62
111	Joubert ML v. Msunduzi Municipality	Delictual Claim	2011	Internal	R 100 550.00 plus interest at 15.5 per cent per annum.	116 135.25	116 135.25
112	Kroese J. v. Msunduzi Municipality	Delictual Claim	2011	Internal	R 40 000.00 plus interest at 15.5 per cent per annum.	46 200.00	46 200.00
113	Ngubo N. v. Msunduzi Municipaliy	Delictual Claim	2012	Internal	R 9063.12 plus interest at 15.5 per cent per annum.	10 467.90	10 467.90
114	Mabaso TW v. Msunduzi Municipality	Delictual Claim	2012	Internal	R 850. 43 plus interest at 15.5 per cent per annum.	982.25	982.25

THE MSUNDUZI MUNICIPALITY AND ITS MUNICIPALITY ENTITY

APPENDIX F

SCHEDULE OF CONTINGENT LIABILITIES AS AT 30 JUNE 2014

NO.	MATTER	MATTER TYPE	YEAR INITIATED	ATTORNEY/ADVOCATE INSTRUCTED	Risk to the municipality as at 30 June 2014	Total 2013	Total 2014
115	Sayed J t/a Metro Taxis and yellow cabs v. Msunduzi Municipality	Delictual Claim	2012	Internal	R 15 950 .52 plus interest at 15.5 per cent per annum.	18 422.85	18 422.85
116	De Meyer CJ v. Mssunduzi Municipality	Delictual Claim	2012	Internal	R25 361.49 and R30.03 plus interest at 15.5 per cent per annum	29 327.21	29 327.17
117	Bishop's roadworks v. Msunduzi Municipality	Delictual Claim	2012	Internal	R19 609.98 plus interest at 15.5 per cent per annum and R12 938.95 plus interest at 15.5 per cent per annum.	22 649.53	37 594.01
118	Ahmed W v. Msunduzi Municipality	Delictual Claim	2012	Internal	R 35 700.92 plus interest at 15.5 per cent per annum.	41 234.56	41 234.56
119	Telkom SA LTD v Msunduzi Municipality	Delictual Claim	2012	Lister and Lister Attorneys	R 49 834.75 plus interest at 15.5 per cent per annum.	57 559.14	57 559.14
120	Govender K v. Msunduzi Municipality	Delictual Claim	2012	Uys Matyeka Schwartz Attorneys: Tel 031 304 6063 Fax 031 304 2379. Physical Adress Suite 301 Nedbank Centre. Postal Address PO Box 1328, Durban, 4000.	R 180 000.00 plus interest at 15.5 per cent per annum.	207 900.00	207 900.00
121	Cassimjee MH v. Msunduzi Municipality	Delictual Claim	2012	Internal	R 4015.00 plus interest at 15.5 per cent per annum.	4 637.33	4 637.33
122	Check One Supermarket (PTY) LTD v. Msunduzi Municipality	Delictual Claim	2012	Internal	R139 961.45 plus interest at 15.5 per cent per annum.	161 655.47	161 655.47
123	Balnag L and Balnag F v Msunduzi Municipality	High Court Application	2011	Afzal Akoo and Partners Tel: 033 394 7274 Fax: 033 345 0938. Physical Address 187 Boshoff Street, Pietermaritzburg, 3201. Postal Address PO Box 7836, Cumberwood, 3235.	There is no monetary claim; however Council could be liable for legal costs.	-	
124	Subrimoney v Msunduzi Municipality	High Court Application: Disconnection of Electricity Supply.	2012	Mastross attorneys: Mr Ori Tel 033 394 5828 Fax: 033 394 5792 Physical Address 393 Jabu Ndlovu Street Postal Address PO Box 3139, Pietermaritzburg, 3200.	There in no monetary claim; however Council could be liable for legal costs.	-	
125	Wozatainment CC v. Msunduzi Municipality	Contractual claim	2012	Internal	R 214 400.00 plus interest at 15.5 per cent per annum.	247 632.00	247 632.00
126	New Horizons Senior Citizens Club v. Msunduzi Municipality	Delictual Claim	2012	Internal	R 8 005.20	9 246.01	8 005.20
127	Smith JC v Msunduzi Municipality	Delictual Claim	Dec-12	Internal	R 17 847.94 plus interest at 15.5 per cent per annum.	20 614.37	
128	Goga Y v Msunduzi Municipality	High Court Application: Disconnection of Electricity Supply.	Dec-12	Diedricks Inc TeL 033 342 9808 fax 086 219 1672 Physical Address 90 C Roberts Road, Clarendon, Pietermaritzburg. Postal Address PO Box 50, Pietermaritzburg, 3200 and Adv V Sibeko 033 897 8487 Fax 033 897 8486. Physical/ Postal Address Group 16, 161 Pietermaritz Street, Pietermaritzburg, 3201.	There in no monetary claim; however Council could be liable for legal costs.	-	
129	Govender Kem v. Msunduzi Municipality	Delictual Claim	Dec-12	Internal	R 22 242.00 plus interest at 15.5 per cent per annum.	25 689.51	25 689.51
130	Mkhonza B. v Msunduzi Municipality	Delictual Claim	Oct-12	Internal	R 293 000.00 plus interest at 15.5 per cent per annum.	338 415.00	338 415.00
131	Telkom SA LTD v Msunduzi Municipality	Delictual Claim	Apr-13	Lister and Lister Attorneys: Tel 033 345 4530 Fax: 033 342 7669 Physical Address 161 Pietermaritz Street, pietermaritzburg, 3201 Postal Address: PO Box 144, Pietermaritzburg, 3200.	R 46 628.06 plus interest at 15.5 per cent per annum.	53 855.41	53 855.41

THE MSUNDUZI MUNICIPALITY AND ITS MUNICIPALITY ENTITY

APPENDIX F

SCHEDULE OF CONTINGENT LIABILITIES AS AT 30 JUNE 2014

NO.	MATTER	MATTER TYPE	YEAR INITIATED	ATTORNEY/ADVOCATE INSTRUCTED	Risk to the municipality as at 30 June 2014	Total 2013	Total 2014
132	Ibrahim M. v Msunduzi Municipality	Delictual Claim	Apr-13	Internal	R 7000.00 plus interest at 15.5 per cent per annum.	8 085.00	8 085.00
133	Bukus HM v Msunduzi Municipality	Delictual Claim	May-13	Internal	R 17 270.24 plus interst at 15.5 per cent per annum.	19 947.13	19 947.13
134	Phinduvuke Car Rentals v. Msunduzi Municipality	Delictual Claim	Jun-13	Internal	R 19 729.28	22 787.32	19 729.28
135	Wood DM v. Msunduzi Municipality	Delictual Claim	Jul-12	Uys Matyeka Schwartz Attorneys: Tel 031 304 6063 Fax 031 304 2379. Physical Adress Suite 301 Nedbank Centre. Postal Address PO Box 1328, Durban, 4000.	R 123 000.00 plus interest at 15.5 per cent per annum.	142 065.00	142 065.00
136	Electrical Wiring and Repairs v Msunduzi Municipality	Contractual claim	Oct-12	Internal	R 4350.00 plus interest at 15.5 per cent per annum.	5 024.25	5 024.25
137	Ramharak RJ v Msunduzi Municipality	Delictual Claim	Nov-12	Internal	R 300 000.00 plus interest at 15.5 per cent per annum.	346 500.00	346 500.00
138	Venter A. v. Msunduzi Municipality	Delictual Claim	Nov-12	Internal	R 5473.80 plus interest at 15.5 per cent per annum.	6 322.24	6 322.24
139	Ogle COO v Msunduzi Municipality	Delictual Claim	Dec-12	Internal/Insurance	R 300 000.00 plus interest at 15.5 per cent per annum.	346 500.00	346 500.00
140	Zama SJ v Msunduzi Municipality	Delictual Claim	Dec-12	Internal	R 14 846.22 plus interest at 15.5 per cent per annum.	17 147.38	17 147.38
141	Makhaye SB v Msunduzi Municipality	Delictual Claim	Mar-13	Internal	R8688.46 plus interest at 15.5 per cent per annum.	10 035.17	10 035.17
142	Transnet (PTY)LTD v Msunduzi Municipality	Delictual Claim	Mar-13	Internal	R 48 409.10 plus interest at 15.5 per cent per annum.	55 912.51	55 912.51
143	Ngcobo NP v Msunduzi Municipality	Delictual Claim	Apr-13	Internal	R 1639.11 plus interest at 15.5 per cent per annum.	1 893.17	1 893.17
144	Barnard S. v. Msunduzi Municipality	Delictual Claim	Feb-13	Internal	R 8369.97 plus interest at 15.5 per cent per annum.	9 667.32	9 667.32
145	Karim S. v. Msunduzi Municipality	Delictual Claim	Sep-12	Internal	R 4211.52 plus interest at 15.5 per cent per annum.	4 864.31	4 864.31
154	33 St Patricks Road (Chapters)	Interdict::Electricity	2012	Alwyn Volsum & Associates,4 George Street, Pietermritzburg,tel:3948116,fax:0866215902,e-mail: vcl@iafrica.com, Advocate VM Naidoo, 17 Prince Edward Street, Advocates' Chambers,tel: 38453535,fax: 3428941,e-mail:venesen@group8.co.za	To pay own costs and costs of attorney for applicant, namely R45710-37.	45 710.37	
	Indo Contractors cc	Termination of contract	Jul-05	To be appointed	Matter still to be decided. Councils claim approx.R5 million. Contractor willing to to settle on municipality paying it approx R1.2 million	1 200 000.00	
163	Woolfsons Properties	Interdict: Building Contraventions	2012	Diedricks attorneys,90© Roberts road, claredon, Pietermaritzburg, tel:3429808, fax:0862191672,e-mail:admin@diedriecksattorneys.co.za, Advocate LE Combrink 17 Prince edward street, Advocates' chambers, tel: 38453537,fax:3428941,e-mail:larence@group8.co.za	Costs in favour of municipality - R63313-98 collected.	73 128.00	
146	Asgar Mahomed: Main City Building	Interdict re termination of electricity	2012	Diedricks attorneys,90© Roberts road, claredon, Pietermaritzburg, tel:3429808, fax:0862191672,e-mail:admin@diedriecksattorneys.co.za, Advocate Rall, 17 Prince edward street, Advocates' chambers	Matter settled at R22 000	25 410.00	22 000.00

THE MSUNDUZI MUNICIPALITY AND ITS MUNICIPALITY ENTITY							
APPENDIX F							
SCHEDULE OF CONTINGENT LIABILITIES AS AT 30 JUNE 2014							
NO.	**MATTER**	**MATTER TYPE**	**YEAR INITIATED**	**ATTORNEY/ADVOCATE INSTRUCTED**	**Risk to the municipality as at 30 June 2014**	**Total 2013**	**Total 2014**
148	Epilite 123 CC	Review of sale of land	2012	Matthew Francis Inc.221 pietermaritz street,tel0873510600, fax-:0862428747,e-mail:mail@mfilaw.co.za, Advocate AJ Dickson, 17 Prince Edward Street, Advocates' Chambers, tel: 38453542/3, fax: 38453544,e-mail:adickson@law.co.za	Municipality successful. Supreme Court of Appeal decided in favour of the Municipality. Costs being collected.	8 500 000.00	
						42 529 437.35	**61 675 828.02**

CHAPTER 5 – SAFE CITY (MUNICIPAL ENTITY)

SAFE CITY MSUNDUZI (PTY) LTD
(REGISTRATION NO. 2012/024562/07)

ANNUAL FINANCIAL STATEMENTS
30 JUNE 2014

The following reports and statements are presented in compliance with the Companies Act:

CONTENTS	PAGES
Independent auditor's report	337
Independent compiler's report	338
Chairman's` report	339
Statement of financial position	348
Income statement	348
Statement of changes in equity	349
Cash flow statement	349
Notes to the annual financial statements	350
Detailed income statement	353

The annual financial statements set out on pages 348 to 353 are the responsibility of the directors and have been Approved for issue by the board of Directors and are signed on their behalf by:

CHAIRMAN — DATE: 26 August 2014

DIRECTOR — DATE: 26 August 2014

CITY OF CHOICE
PIETERMARITZBURG
MSUNDUZI

Colenbrander

P.O.Box 456, Hilton 3245
28 Hilton Avenue, Hilton 3245
Pietermaritzburg 3201
Tel: 033 - 343 0800
Fax: 033 - 394 0811
E-mail: info@colenbrander.co.za
Tax Practitioners No.: PR-75B5089
Practice Number: 964107

INDEPENDENT AUDITOR'S REPORT TO THE MEMBERS OF SAFE CITY MSUNDUZI (PTY) LTD

Report on the financial statements

We have audited the annual financial statements of Safe City Msunduzi (Pty) Ltd, which comprise the chairmans' report, the statement of financial position as at 30 June 2014, the income statement, the statement of changes in equity and cash flow statement for the year then ended, a summary of significant accounting policies and other explanatory notes, as set out on pages 339 to 355.

Directors' responsibility for the financial statements

The company's directors are responsible for the preparation and fair presentation of these financial statements in accordance with Generally Recognised Accounting Practices and the requirements of the Companies Act of South Africa, and for such internal control as the directors determine is necessary to enable the preparation of financial statements that are free from material misstatement, whether due to fraud or error.

Compilation of the financial statements

These financial statements were compiled by an independent accounting professional whose compilation report is presented on page 338.

Auditor's responsibility

Our responsibility is to express an opinion on these financial statements based on our audit. We conducted our audit in accordance with International Standards on Auditing. Those standards require that we comply with ethical requirements and plan and perform the audit to obtain reasonable assurance about whether the financial statements are free from material misstatement.

An audit involves performing procedures to obtain audit evidence about the amounts and disclosures in the financial statements. The procedures selected depend on the auditor's judgement, including the assessment of the risks of material misstatement of the financial statements, whether due to fraud or error. In making those risk assessments, the auditor considers internal control relevant to the entity's preparation and fair presentation of the financial statements in order to design audit procedures that are appropriate in the circumstances, but not for the purpose of expressing an opinion on the effectiveness of the entity's internal control. An audit also includes evaluating the appropriateness of accounting policies used and the reasonableness of accounting estimates made by management, as well as evaluating the overall presentation of the financial statements.

We believe that the audit evidence we have obtained is sufficient and appropriate to provide a basis for our audit opinion.

Opinion

In our opinion, the financial statements fairly present, in all material aspects, the financial position of Safe City Msunduzi (Pty) Ltd as at 30 June 2014, and its financial performance and its cash flows for the year then ended in accordance with generally recognised accounting practice and the requirements of the Companies Act of South Africa.

Colenbrander Inc.

Colenbrander Incorporated
Per: G L Banfield
Registered auditors
Chartered Accountants (S.A.)
Hilton

Date: 26 August 2014

CITY OF CHOICE
PIETERMARITZBURG
MSUNDUZI

The Accounting officer, P.O.Box 3110, Pietermaritzburg, 3200
Phone/Fax: 033 345 8726 / 394 0101 Email: demkambouris@gmail.com

12 August 2014

The Chairperson
The City Board of Directors
Safe City Msunduzi (PTY) Ltd

Dear Madam:
INDEPENDENT COMPILER'S REPORT TO THE MEMBERS OF SAFE CITY MSUNDUZI (PTY) LTD

Report on the financial statements

We have compiled the annual financial statements of Safe City Msunduzi (Pty) Ltd based on information provided by management. These financial statements are presented in accordance with the Generally Recognised Accounting Practice, and the requirements of the Companies Act of South Africa. They comprise the directors' report, the statement of financial position as at 30 June 2014, the income statement, the statement of changes in equity and cash flow statement for the year then ended, a summary of significant accounting policies and other explanatory notes, as set out on pages 339 to 355.

Management responsibility for the financial statements

The company's management are responsible for these financial statements, including adoption of the applicable reporting framework, and the accuracy and completeness of the information used to compile the financial statements.

Compiler's responsibility

"We performed this compilation engagement in accordance with International Standard on Related Services 4410, Compilation Engagements. This Standard requires that we comply with quality control standards and relevant ethical requirements, including ethical principles of integrity, objectivity, professional competence and due care.

A compilation engagement involves applying expertise in accounting and financial reporting to assist management in preparing and presenting financial information. A compilation engagement does not include gathering evidence for the purpose of expressing an audit opinion or a review conclusion. Accordingly, we do not express an audit opinion or a review conclusion on these financial statements."

Yours Faithfully

D Kambouris
Director / Accounting officer

SAFE CITY MSUNDUZI (PTY) Ltd

CHAIRPERSON'S ANNUAL REPORT
For the year ending 30th June 2014

1. BACKGROUND

Safe City Pietermaritzburg was formally constituted as an Association incorporated under section 21 of the Companies Act on 28 March 2002. The intervention Team that took over Msunduzi Municipality administration, raised concerns that according to the MFMA that it is illegal to fund an organisation registered under section 21, and therefore, in order for Safe City to comply, it has to register as a (Pty) LTD company. To ensure that Safe City complies with the MFMA, it deregistered as a section 21 company, and registered as Safe City Msunduzi (Pty) LTD in December 2010 thereby remaining legal as an entity of Msunduzi Municipality.

Safe City is now in the process of applying to the South African Revenue Service to be classified as a Non Profit Organisation, the reason has been that at the close of the 2011/12 financial year we had to pay tax on profit shown during the period. The company is not a profit-based entity and should therefore not be liable for income tax.

The Safe City project is a partnership which is governed by an agreement by which the Municipality would make the necessary financial resources available for the operation of the organisation as well as the capital expenditure required to extend the CCTV surveillance to other parts of the city. The Service Level Agreement (SLA) the financial year 2013/14 has been agreed upon and signed by the Municipal Manager and Safe City Chairperson on the 24th May 2013. See Annexed service level agreement dated 24th May 2013

While it is understood that the Board cannot include representatives of the Municipality, the organisation has felt for some time that its work is hampered by a lack of regular and constructive communication with its funding body. Despite numerous requests in the past, to date no Municipal official has attended any Safe City Board meeting as an observer. All the people who have directed this project through both the planning and operational phases have done so on a voluntary basis and it remains a principle of the Board that there is no remuneration to its directors.

2. DIRECTORS

The following persons are Directors of Safe City Msunduzi (Pty) Ltd.
It must be noted that there are still vacancies to be filled to have a fully composition management of the Board.

Name of Director	Background Details	Number of Board Meetings Attended
Ms. Z Sokhela	Director of BP Cascades, Past President and Member of PCB, UFET Council, UKZN Council and current chairperson of the Safe City Board of Directors.	4
Mr. D Kambouris	Past Chairman of BFC, Member of Community Chest and current Safe City Accounting Officer	6
Mr D Winship	Retired CEO: Hulletts Aluminium, Retired Executive Director of Tongaat Hulett Group, Member of BFC, Director of Life Line and founder member of Safe City.	5
Mr V C Biggs	Retired Director: McCarthy, Member of Allison Homes, Member of SAVS/NCVV, Member of BFC and founder member of Safe City.	5
Mrs D Harrison	Director: Lifeline PMB T/A Lifeline and Rape Crisis, Member of BFC, Member of Community Chest	5
Mr K Vorster	Financial Planner for PSG, Member of BFC. Currently Chairman of Business Fighting Crime, member of the non Ferrous Metal Group as well as the Banking Task Team.	4
Ms. P Dlamini	Currently Publishing Director for Nutrend Publishers. A former Tutor at UKZN (PMB) and lecturer in the African Languages and Applied Linguistics Departments at the University of South Africa (UNISA) and a former IsiZulu Tutor for the American Embassy – South Africa.	3
Ass Comm. T Davis (ret)	Retired SAPS Area Commissioner: KZN Midlands, Member of Business Fighting Crime and Regional Chairperson: The League of Retired SAPS Members.	4
Advocate S Magwaza	Senior Council: Director of Public Prosecutions: Kwa Zulu Natal.	2
Ms. Z Kahn	Senior State Prosecutor: Magistrates Court Pietermaritzburg. (Resigned on 10/12/2013)	-
Brig. J Reynders	Current Station Commander: SAPS Pietermaritzburg and member of Business Fighting Crime.	5
Brig. R Gwala	Current Station Commander: SAPS Plessislaer	5

CITY OF CHOICE
PIETERMARITZBURG
MSUNDUZI

3. PARTNERS

Business Fighting Crime (BFC) remains a sponsor on various activities for Safe City and has borne the costs of marketing an SMS crime alert campaign that was initiated by Safe City in 2008. Safe City also received other financial assistance in the form of discounts which will be explained in para 6.4.

Safe City considers its partnership with the Msunduzi Municipality and the SAPS to be one of its notable strengths, while it also enjoys constructive relationships with the National Prosecuting Authority, BFC and various Community Police Forums.

We still enjoy the presence of two Traffic and Security representatives who perform duties on a rotational basis on week days between 07:00 and 20:00 and on Saturdays between 7:00 and 13:00. A dedicated camera control desk has been made available solely for the purpose to detect bylaw infringements. There is however a dire need for a dedicated Municipal Response team to respond timeously to all bylaw infringements detected by Safe City.

4. STAFFING

SAFE CITY MSUNDUZI (Pty) LTD ORGANIGRAM

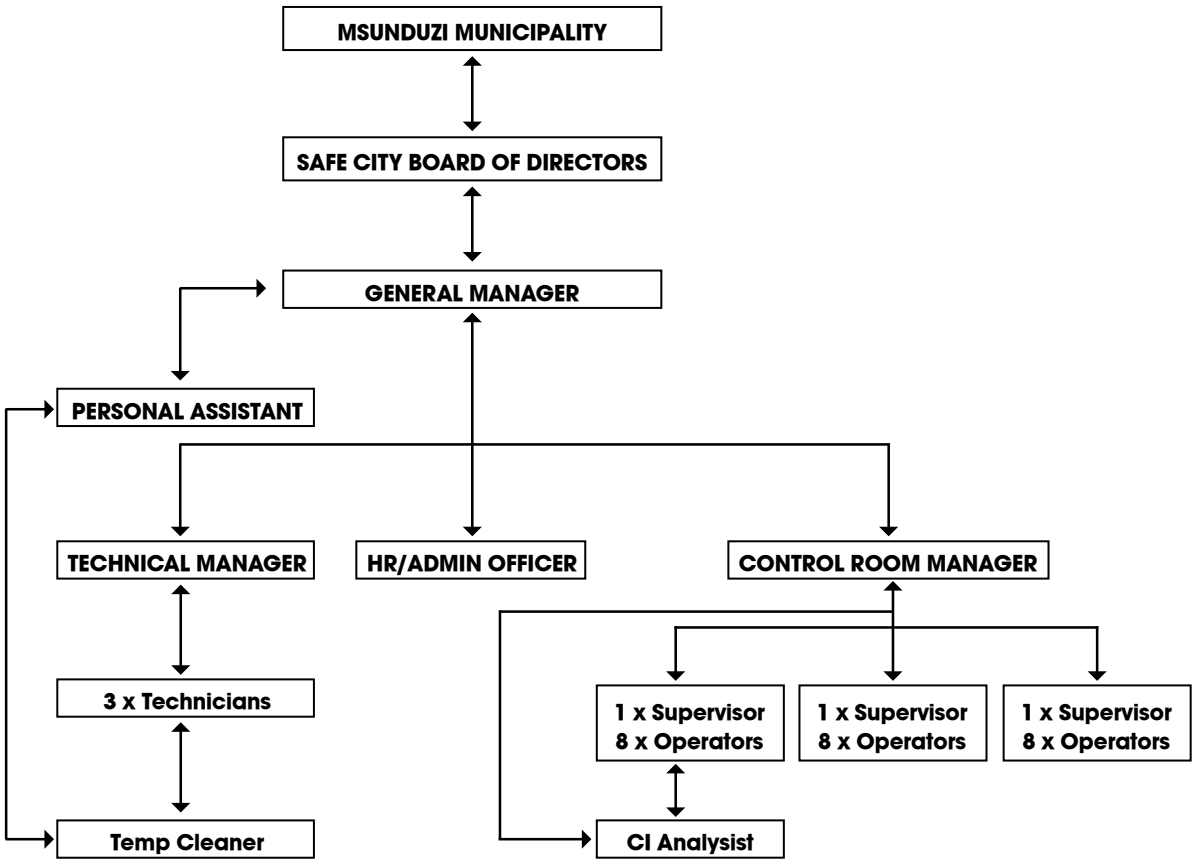

5: PARTICULAR MATTERS RELATING TO THE YEAR 2013/14

5.1 Automatic Number Plate Recognition Project
The Automatic Number Plate Recognition System (ANPR) was commissioned on the 1st September 2010 and enables the city to generate income from outstanding traffic fines. As reflected in the comparative results in the below the system was poorly utilised by the Traffic Department due to manpower constraints and other work related matters.

Year	Income Generated	Arrests Made	Warrants Executed
Sept 2010 to June 2011	R1 489 305	2362	3032
July 2011 to June 2012	R1 458 855	1682	2155
July 2012 to June 2013	R757 400	908	1136
July 2014 to June 2014	R169 450	175	234

Due to the poor utilisation of the system Safe City was forced to reduce the ANPR operating capacity in order to justify the monthly expense paid for the lease of the system.(See graph in the below) There is potential to assist the Municipality to collect outstanding fines to the extent of approximately R11 000 000 with the use of Safe City's ANPR system, provided the Municipality provides ongoing response teams to enforce the collection.



5.2 Msunduzi Monthly Risk Management Meeting

Safe City is now attending the monthly Municipal Risk Management meeting together with other Traffic and Security business units. This meeting provides us with the opportunity to inform and share relevant information with the stakeholders. Monthly operating successes, shortcomings and other bylaw related matters is been reported to the Deputy Municipal Manager for Community Services.

5.3 Introduction of the Public Announcement System as a Law Enforcement Tool

The PA system has been used with great success during the past financial year. Please see statistics in the below.
The PA system is been utilised for the following purposes:

- When suspects are detected in an area, pedestrians or the public will be warned to be on the alert and to secure their valuables as they might become a victim of crime.
- Potential victims will be advised to secure their handbags or valuables against bag snatchers or pick pocketers.
- Suspects will be warned that they are under surveillance which in turn will be reduce their opportunities to commit a crime.

It is envisaged that more speakers will be added in identified hotspot areas.

Type of Incident	Occasions
Warning possible pick pocketers or ATM fraudsters near ATM's	85
Poss. of Suspected Stolen Property (Inspection of closed containers)	95
Municipal Bylaws (Warning persons against posting of abortion posters)	64
Warning unruly/drunk patrons	52
Public Warnings	175
Illegal Gatherings	11
Poss of Dangerous Weapon	10
Street Gambling	5
Other	74
Total	571

6. FINANCE

6.1 Safe City Capital Budget for 2013/14

Safe City applied for R3 675 000 in the 2013/14 financial year and R2 625 000 in the 2014/15 financial year in order extend the current CCTV footprint to the greater Edendale area by re commissioning the defunct CCTV camera at Edendale hospital, install CCTV surveillance in the vicinity of the new Edendale Mall, expand CCTV coverage to strategic Municipal sites such as targeted sub stations. The expansion to the greater Edendale area would have enhanced security for persons visiting the newly developed business centres, and by monitoring Moses Mabhida road increase the potential income in respect of the ANPR system. Unfortunately to date, no capital funding was made available to realise the proposed expansions.

6.2 Safe City Operating Budget for 2013/14

Safe City has applied for R4 800 000 (incl vat) in order to maintain its high level of service excellence. We would like to thank the Municipality for receiving the said amount. This increase has been used to maintain the ageing CCTV infrastructure and also to accommodate staff salary increases and benefits in accordance with PSIRA guidelines.
For the financial year 2104/15 the amount of R 5 168 650 has been allocated to Safe City. This allocation will again be used to accommodate staff salary increases but also gradually to replace some ageing analogue equipment with the latest IP equipment.

6.3 Financial Contributors:

The following local companies and institutions paid for or gave discounts to Safe City in the day to day running of the business.

Name of Co	Value	Period	Event
Business Fighting Crime		Continuous	Monthly lease for the Coretalk SMS system and co payments for RAS event
Ben Booysen	R2 813.96	Per annum	Reduction in monthly maintenance of air conditioners
Mikros Traffic Monitoring	R35 026.76 (excl vat)	Per annum	No increase in monthly lease of ANPR system
XTEC	R16 191.36	Per annum	37.5 % reduction in standard photocopy machine lease
Paarl Media Printers	R447:00	Once off	RAS 2014 information leaflets and business cards
Safe City Board of Directors	To be quantified	Continuously	All members are performing duties on a voluntary basis

7. PERFORMANCE OF THE CONTROL CENTRE

7.1 Core Functions:
The 24/7 surveillance operation is the core of Safe City's business. It is ISO 9001 certified and SABS approved.

- Primary Function:
  The monitoring of traffic and Municipal Bylaws such as littering, street gambling and illegal trading.
  Facilitating the Automatic Number Plate Recognition (ANPR) system for the execution of outstanding traffic warrants and the recovery of outstanding revenue
  The prevention, detection and investigation of crime
  The maintenance of the existing CCTV system
  Advising Msunduzi Municipality on expansion of CCTV system
  Oversee the design, specification and installation of new CCTV equipment.

- Secondary Function:
  Facilitating the Disaster Management JOC
  The monitoring of gatherings, marches and events of public interest within camera visual area.
  Attend meetings with the Municipality to determine possible additional services.
  Liaise with Community Police Forums, Bank Task Group and Non Ferrous Metal Forum.
  Informing the public and business community regarding current crime tendencies and advise them on crime prevention strategies.
  Receive and disseminate crime information and public complaints via the Safe City SMS Safe project to the relevant role-players'.

7.2 Standard Procedure

The crime statistics for Pietermaritzburg are submitted to the Control Room every morning by the SAPS. These statistics together with observations made by surveillance is discussed every morning with SAPS coordinator and Municipal Security and Traffic officials, if present. An operational plan is then compiled to address any tendencies detected or planned events. This enables operators to be more crime prevention orientated. All suspicious incidents noted on camera are recorded as an "Incident detected". The SAPS and Traffic Officer present in the Control Room will determine the appropriate response required to address the matter.

The yearly target for SAPS dispatches is between 50% and 60% of Incidents Detected. A record is maintained of vehicle despatches as compared with Incidents detected.

An arrest is made when the suspect is apprehended. It often happens that after an arrest has been made the complainant refuses to open a case. This tendency is very frustrating as suspects then continue to commit crimes elsewhere. The latter is then reflected as a preventable operation.

7.2.1 Summary of Operational Performance: 2013/14

Description	Total for Year	Target for Year	Diff %
No of Incidents Detected	5318	4896	↑ 9%
Response by SAP Units	1762	1037	↑ 70%
Arrests Effected	194	203	↓ 5%
SAP Response Time	6 min	4 min	↓ 50%
% Camera down time	0.94%	1%	↑ 6%
Bylaw Incidents detected	943		
Response by Municipal Enforcement	299		

7.2.1.1 Incidents Detected

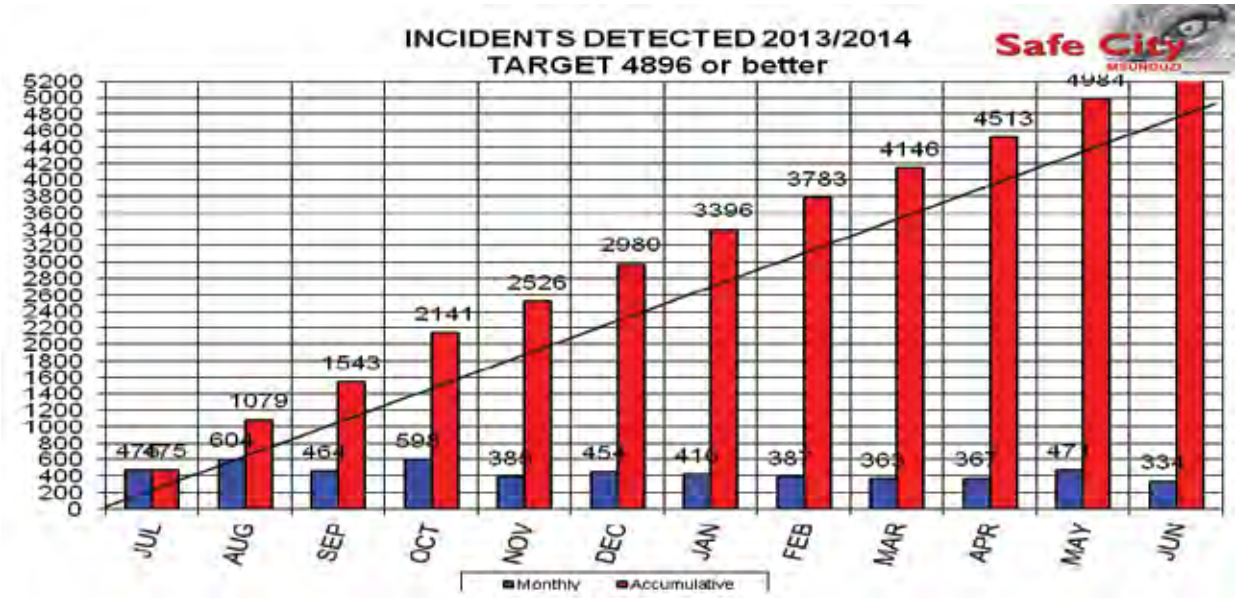

The total number of incidents detected was 5318 compared to 4470 incidents the previous year. This increase can be attributed to the increase in the number of bylaw infringements detected. The presence of a Traffic and Security official in the Control Room also assisted in the dealing with these infringements.

Some of the incidents detected are as follows:

Fighting	-	1353
Bylaw Infringements	-	723
Suspicious behaviour	-	588
Poss. of Stolen Prop	-	413
Motor vehicle Accidents	-	366
Robbery Related	-	198
Drug Related	-	139
Bag snatching	-	99
Medical Conditions	-	57
Marches and Gatherings	-	33

CITY OF CHOICE
PIETERMARITZBURG
MSUNDUZI

7.2.1.2 Responses by the SAPS

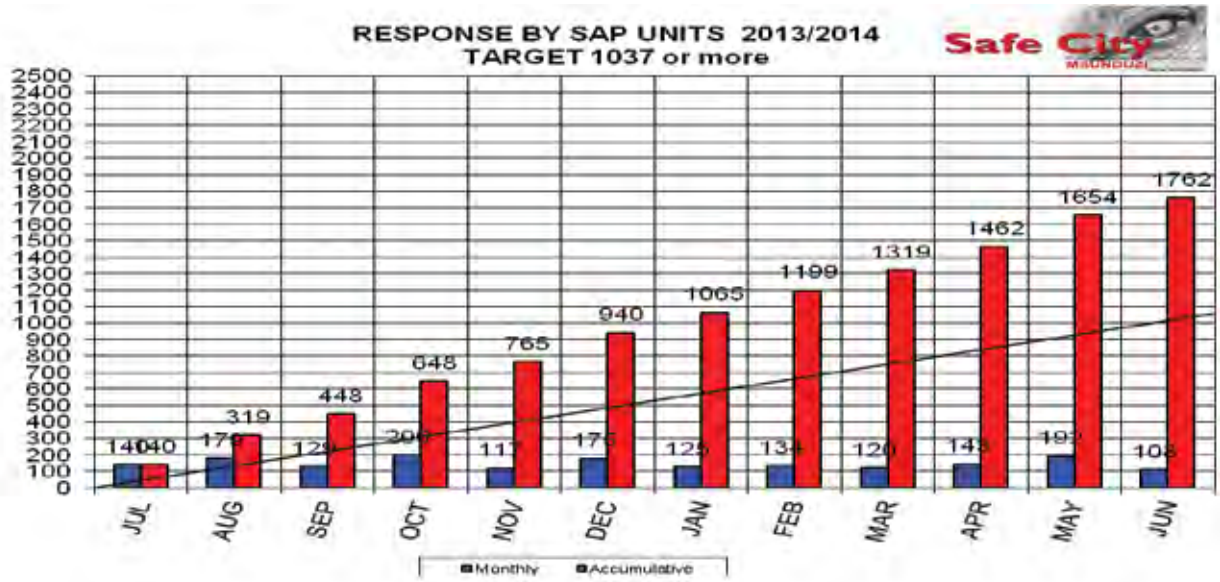

The total number of responses of the SAPS was 1762 compared to 1571 for the previous year. The increase can be attributed the increase in the number of fighting incidents that had to be resolved by the SAPS.

7.2.1.3 Arrests Made

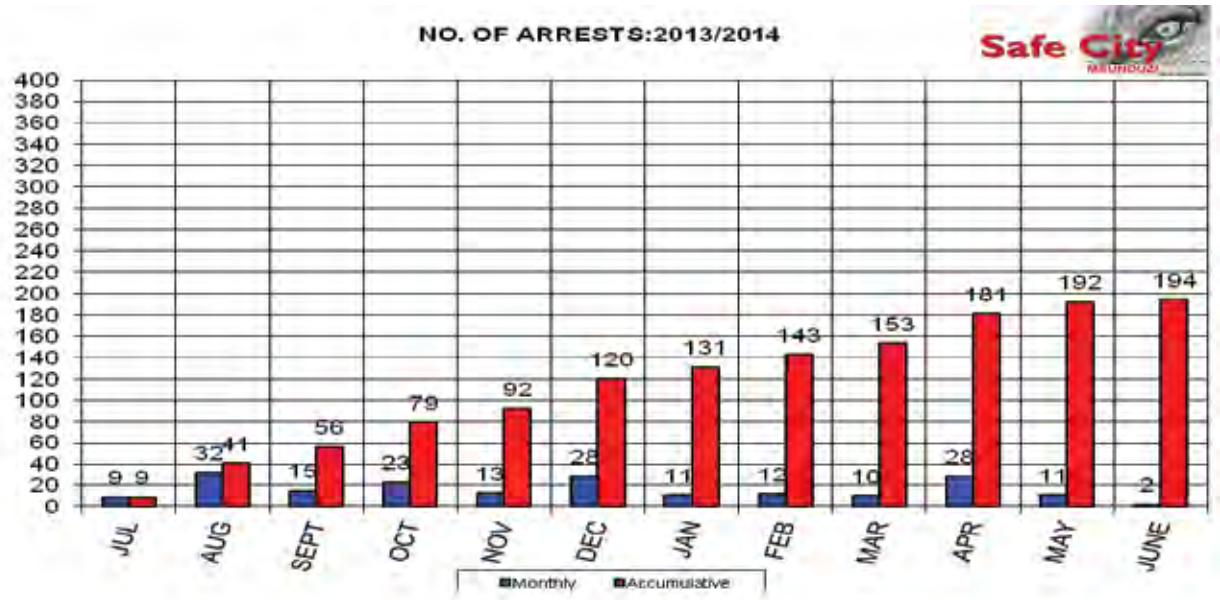

The number of arrest made was 194 compared to 251 for the previous year.
The decrease can be attributed to the reluctance by victims of crime to open cases after the SAPS have recovered their stolen goods such as cellphones. Robberies in the vicinity of hotspots such as **Matsheni Beer Hall**, Prof Nyembezi Building and Henrietta Street are still problematic. Suspects use these premises to conceal themselves before and after committing crimes such as street robberies and theft out of motor vehicles. The SAPS has undertaken number search operations at the **Matsheni Beer Hall** which had a positive effect. The premises are however in serious need to be revamped and to be controlled in terms of the bylaws.

CITY OF CHOICE
PIETERMARITZBURG
MSUNDUZI

7.2.1.4 SAPS Response Time

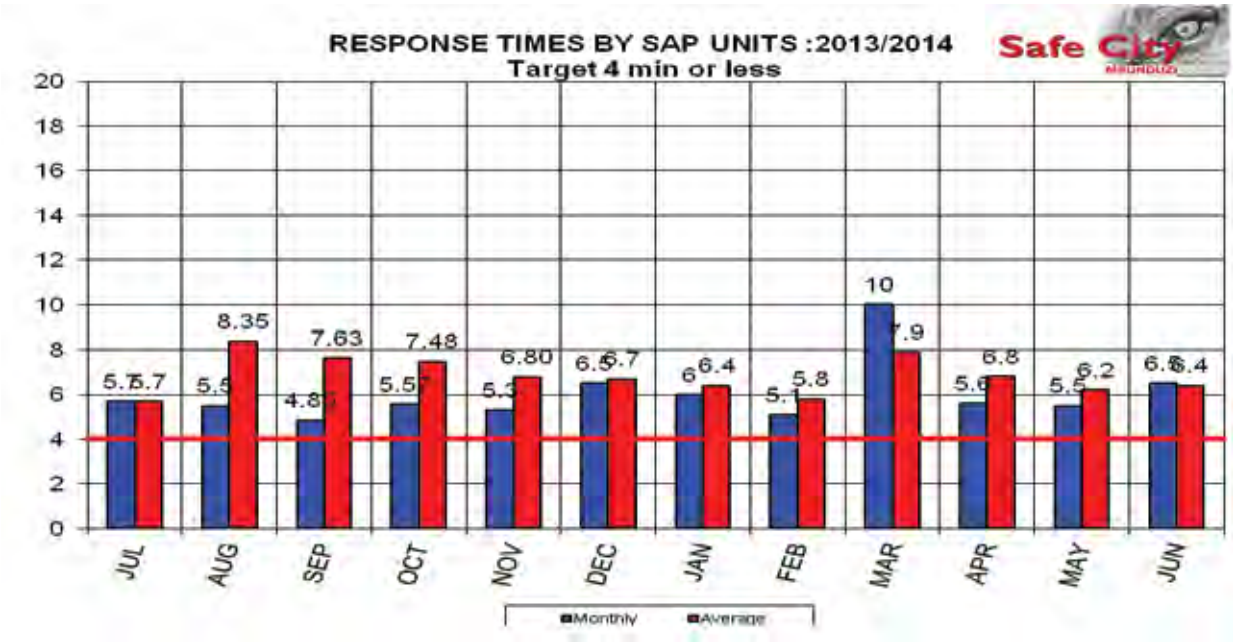

The average response time for SAPS vehicles to respond is calculated from the time of notifying the SAPS Emergency Control Room until a vehicle arrives on the scene. Time was 6 min compared to 5.8 min for the previous year. This is 2 min more than the target of 4 min. The availability of patrol vehicles during peak times and traffic congestion has had a negative effect in this regard. The high number of requests for SAPS assistance during weekends also has a negative effect on response times. This matter has however been brought to the attention of senior SAPS management

7.2.1.5 Camera Downtime

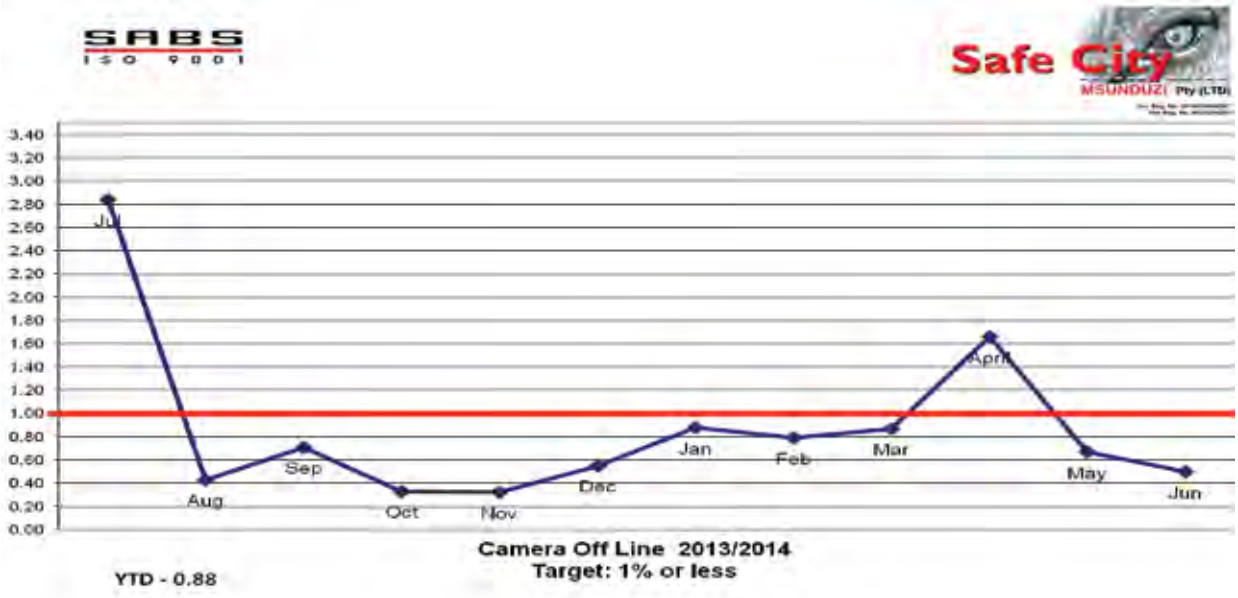

The average camera downtime was 0.94%. Safe City's target has always been 1%.

CITY OF CHOICE
PIETERMARITZBURG
MSUNDUZI

7.3 Reported Crime Statistics:

Please note that the statistics as provided by the SAPS Pietermaritzburg is for operational evaluation and is not for public consumption.

Incidents	2013/14	2012/13	Inc /Dec %	Safe City Arrests
Murder	31	35	↓ 5	3
Att. Murder	25	33	↓ 24	0
Ass. Com	435	447	↓ 3	0
Ass. GBH	196	231	↓ 15	7
Rape	41	60	↓ 31	0
Rob with F/A	53	45	↑ 18	0
Rob Other	456	361	↑ 26	38
Rob Com	551	420	↑ 31	31
Bus. Rob	36	43	↓ 16	0
Hi Jacking	10	10	-	0
Theft from M/V	152	120	↑ 27	11
Theft out of M/V	628	372	↑ 69	16
Theft of M/V	129	149	↓ 13	0
Burglary Bus.	350	355	↓ 1	8
A Crime (Serious)	7462	7154	↑ 4	194

The total serious crimes reported for 2013/14 shows an increase of 4% compared to the previous year. Contact crimes such as Robbery and Theft out of and from Motor Vehicle contributed mostly to this increase. Incidents occurred mostly in Pietermaritz Street between Retief and Church streets where delivery vehicles has been targeted. Suspects use the Matsheni Beer Hall, Imbali taxi rank and street hawkers to conceal themselves before and after incidents and also to dispose of stolen goods. It is therefore very important that the adverse conditions at the Matsheni Beer Hall receives urgent attention

8. KPA's/KPI's 2013/14

See attached annexure for Safe City KPA and KPI for the year ended June 2014.

9. SUSTAINABILTY AND GOVERNANCE:

The Board of Directors is committed to maintaining strict ethical standards in the operations of Safe City, and accordingly undertakes from time to time reviews of its business practices and governance responsibilities.

10. CONCLUSION

Of concern however is the very poor utilization of the ANPR system not only as a law enforcement tool but also as revenue income generator for the municipality. It is estimated that about R11 000 000:00 in unpaid traffic warrants is still outstanding As stated in para 5.1 Safe City had to reduce the functionality capabilities of the ANPR system in order to justice the monthly expense for the lease of the equipment.

A further concern is the serious decay of the Matsheni Beer Hall. This aspect has been dealt with in para's 7.2.1.3 and 7.3. This area can currently be regarded as a crime heaven because there is no access control and numerous illegal activities are ongoing inside the premises. Safe City is reporting on a monthly basis to the Municipal Manager's office regarding all the incidents that is ongoing in the area as well as the modus operandi of the criminal element operating from within the premises. Safe City suggest that this premises be closed and totally revamped. Thereafter it can be used as a "flea market" with proper control over all the traders. Strict access control must be enforced which will include trading hours as specified by the municipality.

Due to the success we enjoyed with the PA system we intend to expand the Public Address system to other identified areas which will greatly assist the SAPS and Municipality in enforcing law and order.

It remains an important challenge for Safe City to be a centre of excellence in order to ensure the safety of the public when visiting the Msunduzi precinct and also to provide an acceptable service to the Municipality, SAPS, National Prosecuting Authority and other stakeholders. We also strive to identify areas of concern which might have a negative impact on the social well been of our communities and report shortcomings with recommendations timeously to the relevant role players such as Msunduzi Municipality and the SAPS.

The relationship with the city's administration has again been very fruitful during 2013/14 and Safe City would like to thank the Mayor, Councillor Ndlela, Municipal Manager Mr. Mxolisi Nkosi and other senior officials for their constructive support towards the Safe City project and for supporting our belief that Safe City is performing a valuable community service.

We would also like to thank all partners including BFC, SAPS, National Prosecuting Authority and several others who are, to a lesser or greater extent, stakeholders in our operation.

The members of the Safe City Board are thanked and commended for their support and commitment. Mr. Koos Vorster, chairperson of BFC, have again earned special thanks for their particular and loyal support.

The Board wishes thank the Management and staff of Safe City, as well as the Project Engineer, Mr. Pieter Janse van Rensburg of Dihlase Consulting.

We reserve our particular gratitude to the Msunduzi Municipality, the main funders of this operation. We acknowledge, too, the financial and moral support of Business Fighting Crime, Pietermaritzburg Chamber of Business, Hulamin, Ben Booysen, Mikros as well as the valuable assistance rendered by legal advisors Venn's, our auditors Colenbrander Inc, and the local media on safety and security matters.

CITY OF CHOICE
PIETERMARITZBURG
MSUNDUZI

SAFE CITY MSUNDUZI (Pty) LTD

STATEMENT OF FINANCIAL POSITION AT 30 JUNE 2014

	Notes	2014 R	2013 R
Assets			
Non-current assets		159 295	52 307
Plant and equipment	2	159 295	52 307
Current assets		712 867	1 140 050
Trade and other receivables	3	43 423	34 841
Bank, cash and cash equivalents	4	669 444	1 105 209
Total assets		872 162	1 192 357
Equity and liabilities			
Equity		872 162	1 164 225
Issued capital	5	100	100
Retained earnings		872 062	1 164 125
Current liabilities		-	28 132
Trade and other payables	6	-	28 132
Total equity and liabilities		872 162	1 192 357

INCOME STATEMENT FOR THE YEAR ENDED 30 JUNE 2014

	Notes	2014 R	2013 R
Income			
Revenue		4 210 526	3 947 368
Other income		72 487	49 331
Total income		4 283 013	3 996 699
Expenses			
Operating expenses		(4 575 076)	(4 017 796)
Loss before taxation	7	(292 063)	(21 097)
Taxation	8	-	17 527
Net loss after taxation		(292 063)	(3 570)

CITY OF CHOICE
PIETERMARITZBURG
MSUNDUZI

STATEMENT OF CHANGES IN EQUITY FOR THE YEAR ENDED 30 JUNE 2014

	Issued capital	Retained earnings	Total
	R	R	R
Balance at 30 June 2012	100	1 167 695	1 167 795
Net loss for the year	-	(3 570)	(3 570)
Balance at 30 June 2013	100	1 164 125	1 164 225
Net loss for the year	-	(292 063)	(292 063)
Balance at 30 June 2014	100	872 062	872 162

CASH FLOW STATEMENT FOR THE YEAR ENDED 30 JUNE 2014

	Notes	2014	2013
		R	R
Net cash withdrawn from operating activities		(301 851)	(71 987)
Cash utilised by operating activities	9.1	(361 369)	(13 091)
Taxation paid		(3)	(108 075)
SARS - Interest and penalties		(12 966)	(151)
Sundry income		72 487	49 330
Cash flows from investing activities		(133 914)	-
Purchase of plant and equipment		(133 914	-
Net decrease in cash and cash equivalents		(435 765)	(71 987)
Cash and cash equivalents at beginning of year		1 105 209	1 177 196
Cash and cash equivalents at end of year	9.2	669 444	1 105 209

CITY OF CHOICE
PIETERMARITZBURG
MSUNDUZI

NOTES TO THE ANNUAL FINANCIAL STATEMENTS FOR THE YEAR ENDED 30 JUNE 2014

1. Basis of preparation and accounting policies

The basis of preparation and principal accounting policies of the company, are consistent in all material respects with those applied in the previous year, except as otherwise indicated.

Basis of preparation

The financial statements have been prepared in accordance with the Generally Recognised Accounting Practice and the requirements of the Companies Act of South Africa.

Property, plant and equipment

Property, plant and equipment is stated at historical cost less accumulated depreciation and any accumulated impairment losses. Historical cost includes expenditure that is directly attributable to bringing the asset to the location and condition necessary for it to be capable of operating in the manner intended by management. The cost of an item is its cash price equivalent at the recognition date.

Depreciation is charged to profit or loss so as to allocate the cost of assets less their residual values over their estimated useful lives, using the straight-line method. The following rates are used for the depreciation of plant and equipment:

	Useful life
Computer equipment	3
Office equipment	6
Motor vehicles	5

Revenue

Revenue, which excludes Value Added Tax, comprises of the rendering of services and interest received.
Revenue from the rendering of services is recognised on an accrual basis in accordance with the substance of the agreement.
Interest received is recognised on a time proportion basis, taking account of the principal outstanding and the effective rate over the period to maturity, when it is determined that such income will accrue to the company.

Cash flows

For the purposes of the cash flow statement, cash includes cash on hand, deposits held on call with banks, investments in money market instruments, and bank overdrafts.

Comparative figures

Where necessary, comparative figures have been reclassified to conform with changes in presentation for the current year.

2. Plant and equipment

	2014			2013		
	Cost	Accumulated depreciation	Carrying value	Cost	Accumulated depreciation	Carrying value
	R	R	R	R	R	R
Computer equipment	50 708	(49 865)	843	50 708	(46 177)	4 531
Office equipment	15 244	(7 687)	7 557	7 000	(7 000)	-
Motor vehicles	60 000	(50 000)	10 000	60 000	(38 000)	22 000
Furniture and fittings	252 292	(111 397)	140 895	126 623	(100 847)	25 776
	378 244	(218 949)	159 295	244 331	(192 024)	52 307

The carrying amounts for 2014 can be reconciled as follows:

	Carrying value at beginning of year	Additions	Disposals	Other	Depreciation	Carrying value at end of year
	R	R	R	R	R	R
Computer equipment	4 531	-	-	-	(3 688)	843
Office equipment	-	8 244	-	-	(687)	7 557
Motor vehicles	22 000	-	-	-	(12 000)	10 000
Furniture and fittings	25 776	125 669	-	-	(10 550)	140 895
	52 307	133 913	-	-	(26 925)	159 295

	2014	2013
	R	R
3. Trade and other receivables	2 500	2 500
Deposits	40 923	32 341
VAT refundable	43 423	34 841

4. Bank, cash and cash equivalents

First National Bank Limited - current account	86 558	122 321
First National Bank Limited - Money market	581 954	982 497
Petty cash	932	391
	669 444	1 105 209

CITY OF CHOICE
PIETERMARITZBURG
MSUNDUZI

	2014 R	2013 R
5. Issued capital		
Share capital		
Authorised		
1000 Ordinary shares of R1 each	1 000	1 000
Issued		
100 Ordinary shares of R1 each	100	100

The unissued shares of the company are under the control of the directors until the forthcoming annual general meeting.

6. Trade and other payables		
Trade creditors	-	28 133

7. Loss before taxation

Loss from operations is arrived at after taking into account the following:

Income		
Contribution received	4 210 526	3 947 368
Expenses		
Auditors remuneration		
Audit fees	10 500	9 700
Other services	-	11 006
Depreciation	23 080	52 913
Computer equipment	3 689	3 689
Motor vehicles	12 000	12 000
Furniture and fittings	7 391	37 224

8. Taxation

SA Normal taxation		
Prior year over provision	-	(17 527)

No provision has been made for taxation as the entity has an assessed loss of R286 210.

9. Notes to the cash flow statement

9.1 Reconciliation of net loss before taxation to cashflows from operations

Net loss before taxation	(292 063)	(21 097)
Adjustments for :		
Depreciation	26 926	52 913
SARS - Interest and penalties	12 966	151
Sundry income	(72 487)	(49 331)
Operating loss before working capital changes	(324 658)	(17 364)
Working capital changes		
Increase in trade receivables	(8 577)	(23 860)
(Decrease) / increase in trade and other payables	(28 134)	28 133
Cash utilised by operations	(361 369)	(13 091)

9.2 Bank, cash and cash equivalents

Cash and cash equivalents consist of cash on hand and balances with banks and investments in money market instruments. Cash and cash equivalents included in the cash flow statement comprise of the following balance sheet amounts:

Bank, cash and cash equivalents	669 444	1 105 209

DETAILED INCOME STATEMENT FOR THE YEAR ENDED 30 JUNE 2014

	Note	2014 R	2013 R
Revenue		4 210 526	3 947 368
Contribution received		4 210 526	3 947 368
Other income		72 487	49 331
Interest received		39 962	44 371
Sundry income		32 525	4 960
Total Income		4 283 013	3 996 699
Operating expenses (refer to page 29)		(4 575 076)	(4 017 796)
Loss before taxation		(292 063)	(21 097)
Taxation	8	-	17 527
Net loss for the year		(292 063)	(3 570)

	2014 R	2013 R
Operating expenses	(4 575 076)	(4 017 796)
Accounting fees	43 600	55 198
Administration fees - Pietermaritzburg Chamber of Commerce	-	992
ANPR software rental	225 775	225 775
Audit fees - current year	10 500	9 700
Audit fees - other services	-	11 006
Bank charges	9 232	9 663
Cleaning	27 716	31 091
Computer expenses	22 007	10 585
Consulting fees	37 981	10 500
Depreciation	26 926	52 913
Electricity and water	219 840	120 575
Insurance	5 230	5 184
Legal fees	9 958	-
Marketing and publicity	80 440	39 022
Motor vehicle expenses	22 720	22 126
Printing, postage and stationery	43 297	59 366
Repairs and maintenance	162 604	306 962
Salaries - Control room	2 415 750	2 166 031
Salaries - management	652 000	563 745
Salaries - technical staff	215 441	130 549
Salaries - admin staff	138 461	44 187
SARS - Interest and penalties	12 966	151
Small assets	27 235	42 400
Staff training	55 521	6 234
Staff welfare	67 052	62 802
Subscriptions	15 489	13 246
Telephone and fax	27 335	17 793

CITY OF CHOICE
PIETERMARITZBURG
MSUNDUZI

SAFE CITY KPA's and KPI's
PERIOD: July 2013 t0 June 2014

	No.	KPA	KPI	Target	Achieved	Reason target not met. Motivation for under/ exceptional performance
EQUIPMENT MAINTENANCE	1	Weekly down time	90% of all cameras to be fully functional at all times	90%	99.06%	Continuous maintenance ensure that CCTV cameras remained fully operational
	2	Faulty Camera Repairs	Faulty cameras to be repaired or Replaced within 24 hours of Reporting the fault	0%	0%	Sufficient spares carried by Safe City Ensured low turn-around time
	3	Camera Maintenance	All cameras and infra structure be maintained monthly as per ISO 9001 maintenance schedule	100%	100%	Continuous scheduled maintenance conducted as per ISO 9001 requirement
	4	Camera provision at weekly ANPR roadblocks	Monthly schedule for planned ANPR operations with designated cameras to be used will be submitted by Traffic Dept. Identified cameras to Be fully operational	16 operations per month = 48 ops'	15	Availability Traffic Dept. officer to conduct roadblocks severely restricted due to other Work commitments andinternal factors OPERATIONAL
OPERATIONAL	5	Crime reduction and Impact on reported Crime in camera area	Reduce Property Crimes by 5% Reduce Contact crimes by 8%	2012/13 Prop =1110 Contact = 1721	2013/14 Prop =1135 Contact = 1514	The slight increase in property crime – 2% can be attributed the increase of theft out of delivery trucks in the lower Pietermaritz and Retief street area near the Matsheni Beer Hall The decrease contact crime – 12% can be attributed to the number of arrests made by the SAPS and Safe City in identified crime hot spot areas
	6	Revenue generated From ANPR project	Weekly summary of operations conducted with revenue generated as well as potential revenue not collected will be submitted. Reasons for non compliance must be provided	R130 000:00 per month = R390 000	R169 450:00	See para 4
	7	Bylaw Enforcement	Report Traffic and other bylaw Infringements detected within Camera visual area to municipal Law enforcement units	Report all Detected incidents	943	All detected bylaw infringements were reported to Municipal Law Enforcement units
	8	Monitoring Municipal Infrastructure	Detect and report faulty/ failing Municipal installations within Camera visual area	Fires Water leaks Light faults	68	All faults detected were reported to the Call Centre
PROCEDURAL	9	Maintenance of ISO Accreditation	ISO 9001 certificate to be produced annually	Continuous	Continuous	ISO 9001 certification was renewed in April 2014
	10	Identify Service Delivery gaps	Provide monthly and quarterly reports to designated municipal units.	100%	100%	As per monthly reports to DMM Community Services and Municipal Manager's office FUTURE DEVELOPMENT

	No.	KPA	KPI	Target	Achieved	Reason target not met. Motivation for under/ exceptional performance
FUTURE DEVELOPMENT	11	Develop and implement Safety and Security Elements of Municipal Vision 2030.	- Monitoring of Strategic Municipal Installations - Monitoring of main arterial roads for traffic flow and ANPR operations - Performing Crime Prevention monitoring services for all Law Enforcement Agencies - Monitoring Bylaw Infringements	At least 80% of each phased plan in accord with allocated finance & other resources	0%	No capital budget was allocated for the expansion of the current CCTV footprint. Detected crime and bylaw infringements was done with existing system

CITY OF CHOICE
PIETERMARITZBURG
MSUNDUZI

CHAPTER 6 – REPORT ON THE MUNICIPAL INFRASTRUCTURE GRANT (MIG), SEVEN LARGEST CAPITAL PROJECTS PER WARD AND TOP FOUR SERVICE DELIVERY PRIORITIES PER WARD 2013/2014

INTRODUCTION TO MIG

The total MIG expenditure inclusive of the MIG Capital Budget and the MIG Administrative costs is R153 439 543 and this amount represents 99.1% of the total MIG allocation of R154 824 405. An amount of R 1 384 458 that represents 0.9% was unspent.

The 2012/2013 roll over amount of R 584 079 was also totally expended during the 2012/2013 financial year bringing the overall MIG allocation to R155 408 484 (R154 824 405 + R 584 079).

An amount of R2 980 000 is included in the above MIG allocation for PMU Administrative / Operating costs.
Refer to attached document for projects undertaken for the 2013/2014 financial years.

Table 198 - SERVICE BACKLOGS AS AT 30 JUNE 2014				
	*Service level above minimum std		*Service level below minimum std	
	No. HHs	%HHs	No. HHs	%HHs
Water	155 702	95	7 691	5
Sanitation	157 527	96	5 866	4
Electricity	N/A	N/A	N/A	N/A
Landfill	N/A	N/A	N/A	N/A
Housing	N/A	N/A	N/A	N/A
% HHs are the service above/below the minimum std as a proportion of total HHs Housing refers to * formal and ** Informal				

Service delivery backlogs not directly related to households are as follows:-

-	Roads	865.7 Km	Msunduzi backlog figure
-	Electricity	Nil	Msunduzi backlog figure

Table 199 - MUNICIPAL INFRASTRUCTURE GRANT (MIG)* EXPENDITURE 2013/14 ON SERVICE BACKLOGS R'000						
Details	Budget	Adjustment Budget	Actual	Variance		Major conditions applied by donor (continue below if necessary)
				Budget	Adjustment Budget	
Infrastructure – Road transport						
Roads, Pavements & Bridges	54 700	57 570	57 507		0.11	Provision of Basic Infrastructure
Stormwater	N/A	N/A	N/A		N/A	
Infrastructure – Electricity						
Generation	N/A	N/A	N/A		N/A	
Transmission & reticulation	N/A	N/A	N/A		N/A	
Street Lighting	8 000	500	0		-100	Provision of Basic Infrastructure
Infrastructure – water						
Dams & Reservoirs	10 500	10 119	10 119		0	Provision of Basic Infrastructure
Water Purification	N/A	N/A	N/A		N/A	
Reticulation	16 974	20 869	20 848		-0.10	Provision of Basic Infrastructure
Infrastructure – Sanitation						

CITY OF CHOICE
PIETERMARITZBURG
MSUNDUZI

Table 199 - MUNICIPAL INFRASTRUCTURE GRANT (MIG)* EXPENDITURE 2013/14 ON SERVICE BACKLOGS R'000						
Details	Budget	Adjustment Budget	Actual	Variance		Major conditions applied by donor (continue below if necessary)
Reticulation	46 796	44 143	44 143		0	Provision of Basic Infrastructure
Sewage purification	N/A	N/A	N/A		N/A	
Infrastructure – Other						
Waste Management	N/A	N/A	N/A		N/A	
Transportation	N/A	N/A	N/A		N/A	
Gas	N/A	N/A	N/A		N/A	
Landfill Site	8 091	4 670	4 670		0	Provision of Basic Infrastructure
Rehab of Public Ablutions	1 500	958	910		-5.01	Provision of Basic Infrastructure
Unit 18 Community Hall	1 000	60	60		0	Provision of Basic Infrastructure
Mountain Rise Cremators	2 800	500	495		-1	Provision of Basic Infrastructure
Const. Caluza Sports Hall	1 500	822	822		0	Provision of Basic Infrastructure
Const. Msunduzi Athletics Track	0	12 182	11 434		-6.14	Provision of Basic Infrastructure
Hollingwood Cemetery	35	35	35		0	Provision of Basic Infrastructure
PMU Operating Costs	3 512	2 980	2 980		0	PMU Operating Costs
Total	155 408	155 408	154 023			

COMMENT ON MIG:

Whilst the 2013/14 MIG Programme got off to a late start with most of the major projects only getting off the ground early in 2014 the programme closed out reaching projected targets and obtaining a 99.1 % expenditure level. The bulk of the MIG funding was used on Water, Sanitation and Roads projects, however other projects such as the Msunduzi Athletics Track, High Mast Lighting, Landfill Site Upgrade, Crematoria Upgrade, a Community Hall, a Sports Facility and the rehabilitation of a number of Public Ablution Facilities were also undertaken.

In terms of the way forward and avoiding the challenges experienced in the last financial year the following measures have been put in place:-

* A multi-year planning approach has been implemented allowing awarded contracts to continue into the next financial year uninterrupted ensuring construction momentum is maintained. The advantage of this is that Contractors are already on site from the outset of the new Financial Year working on the project.

* A comprehensive Procurement Plan has been drafted to ensure projects proceed according to planned timeframes in accordance with required SCM process regarding the engagement of Service Providers to undertake planned projects.

* Projects are being closely monitored from the onset of the new financial year to ensure projects are implemented as soon as possible and also to identify projects that are at risk of not spending their budgeted funds. The objective of this is so that the desired intervention / remedial measures can be implemented timeously to achieve the goal of maximising service delivery through the expenditure of the allocated MIG funds.

SEVEN LARGEST CAPITAL PROJECTS PER WARD 2013/2014

Table 200 - Seven Largest Capital Projects Per Ward 2013/2014 Financial Year

R'000

Ward Name (No)	Number	Project Name and Details	Start Date	End Date	Progress 2013/2014	Total Value
1	1	Basic Water Supply	01-Jul-13	30-Jun-14	4 km of water pipe installed to service 311 households.	661
	2	Telemetry / Instrumentation	01-Jul-13	30-Jun-14	Upgraded Telemetry system with PVR readings.	297
	3	Leak Detection Equipment	01-Jul-13	30-Jun-14	Contract Awarded and Equipment delivered.	243
	4	Reduction of Non Revenue Water	01-Jul-13	30-Jun-14	Reduce Non-Revenue Water = 46.8%, Reduce Real(Water) Losses = 24.4% YTD	18 051
2	1	Upgrading of Gravel Roads - Vulindlela - D2069 (Mthalane Rd) - 2,0 km	01-Jul-13	30-Jun-14	Sub Base layer and stormwater drainage completed.	7 096
	2	Basic Water Supply	01-Jul-13	30-Jun-14	4 km of water pipe installed to service 311 households.	661
	3	Telemetry / Instrumentation	01-Jul-13	30-Jun-14	Upgraded Telemetry system with PVR readings.	297
	4	Leak Detection Equipment	01-Jul-13	30-Jun-14	Contract Awarded and Equipment delivered.	243
	5	Reduction of Non Revenue Water	01-Jul-13	30-Jun-14	Reduce Non-Revenue Water = 46.8%, Reduce Real(Water) Losses = 24.4% YTD	18 051
3	1	Basic Water Supply	01-Jul-13	30-Jun-14	4 km of water pipe installed to service 311 households.	661
	2	Telemetry / Instrumentation	01-Jul-13	30-Jun-14	Upgraded Telemetry system with PVR readings.	297
	3	Leak Detection Equipment	01-Jul-13	30-Jun-14	Contract Awarded and Equipment delivered.	243
	4	Reduction of Non Revenue Water	01-Jul-13	30-Jun-14	Reduce Non-Revenue Water = 46.8%, Reduce Real(Water) Losses = 24.4% YTD	18 051
4	1	Basic Water Supply	01-Jul-13	30-Jun-14	4 km of water pipe installed to service 311 households.	661
	2	Telemetry / Instrumentation	01-Jul-13	30-Jun-14	Upgraded Telemetry system with PVR readings.	297
	3	Leak Detection Equipment	01-Jul-13	30-Jun-14	Contract Awarded and Equipment delivered.	243
	4	Reduction of Non Revenue Water	01-Jul-13	30-Jun-14	Reduce Non-Revenue Water = 46.8%, Reduce Real(Water) Losses = 24.4% YTD	18 051
5	1	Upgrade of gravel road - Vulindlela D 1128	01-Jul-13	30-Jun-14	2.1km of D1128 Road upgraded to black-top / all weather surfacing.	7 550
	2	Basic Water Supply	01-Jul-13	30-Jun-14	4 km of water pipe installed to service 311 households.	661
	3	Telemetry / Instrumentation	01-Jul-13	30-Jun-14	Upgraded Telemetry system with PVR readings.	297
	4	Leak Detection Equipment	01-Jul-13	30-Jun-14	Contract Awarded and Equipment delivered.	243
	5	Reduction of Non Revenue Water	01-Jul-13	30-Jun-14	Reduce Non-Revenue Water = 46.8%, Reduce Real(Water) Losses = 24.4% YTD	18 051
6	1	Basic Water Supply	01-Jul-13	30-Jun-14	4 km of water pipe installed to service 311 households.	661
	2	Telemetry / Instrumentation	01-Jul-13	30-Jun-14	Upgraded Telemetry system with PVR readings.	297
	3	Leak Detection Equipment	01-Jul-13	30-Jun-14	Contract Awarded and Equipment delivered.	243
	4	Reduction of Non Revenue Water	01-Jul-13	30-Jun-14	Reduce Non-Revenue Water = 46.8%, Reduce Real(Water) Losses = 24.4% YTD	18 051

CITY OF CHOICE
PIETERMARITZBURG
MSUNDUZI

Table 200 - Seven Largest Capital Projects Per Ward 2013/2014 Financial Year						R'000
Ward Name (No)	Number	Project Name and Details	Start Date	End Date	Progress 2013/2014	Total Value
7	1	Basic Water Supply	01-Jul-13	30-Jun-14	4 km of water pipe installed to service 311 households.	661
	2	Telemetry / Instrumentation	01-Jul-13	30-Jun-14	Upgraded Telemetry system with PVR readings.	297
	3	Leak Detection Equipment	01-Jul-13	30-Jun-14	Contract Awarded and Equipment delivered.	243
	4	Reduction of Non Revenue Water	01-Jul-13	30-Jun-14	Reduce Non-Revenue Water = 46.8%, Reduce Real(Water) Losses = 24.4% YTD	18 051
8	1	Basic Water Supply	01-Jul-13	30-Jun-14	4 km of water pipe installed to service 311 households.	661
	2	Telemetry / Instrumentation	01-Jul-13	30-Jun-14	Upgraded Telemetry system with PVR readings.	297
	3	Leak Detection Equipment	01-Jul-13	30-Jun-14	Contract Awarded and Equipment delivered.	243
	4	Reduction of Non Revenue Water	01-Jul-13	30-Jun-14	Reduce Non-Revenue Water = 46.8%, Reduce Real(Water) Losses = 24.4% YTD	18 051
9	1	Basic Water Supply	01-Jul-13	30-Jun-14	4 km of water pipe installed to service 311 households.	661
	2	Telemetry / Instrumentation	01-Jul-13	30-Jun-14	Upgraded Telemetry system with PVR readings.	297
	3	Leak Detection Equipment	01-Jul-13	30-Jun-14	Contract Awarded and Equipment delivered.	243
	4	Reduction of Non Revenue Water	01-Jul-13	30-Jun-14	Reduce Non-Revenue Water = 46.8%, Reduce Real(Water) Losses = 24.4% YTD	18 051
10	1	Sewer Pipes Azalea - Phase 2	01-Jul-13	30-Jun-14	0.160 km of sewer pipe installed. 80% of materials purchased. Local Labour from Ward recruited.	6 178
	2	Telemetry / Instrumentation	01-Jul-13	30-Jun-14	Upgraded Telemetry system with PVR readings.	297
	3	Leak Detection Equipment	01-Jul-13	30-Jun-14	Contract Awarded and Equipment delivered.	243
	4	Reduction of Non Revenue Water	01-Jul-13	30-Jun-14	Reduce Non-Revenue Water = 46.8%, Reduce Real(Water) Losses = 24.4% YTD	18 051
	5	Sanitation Infrastructure Feasibility Study	01-Jul-13	30-Jun-14	7 Flow Monitoring stations installed and operational	842
11	1	Edendale Proper New Mains and Reticulation	01-Jul-13	30-Jun-14	2.9 km of Water Pipe constructed and 115 water connections.	664
	2	Basic Water Supply	01-Jul-13	30-Jun-14	4 km of water pipe installed to service 311 households.	661
	3	Telemetry / Instrumentation	01-Jul-13	30-Jun-14	Upgraded Telemetry system with PVR readings.	297
	4	Leak Detection Equipment	01-Jul-13	30-Jun-14	Contract Awarded and Equipment delivered.	243
	4	UPGRADING OF GRAVEL ROADS - EDENDALE - STATION RD (next to Georgetown High School) (Raise & Widen the bridge with associated roadworks)	01-Jul-13	30-Jun-14	Contractor Appointed but cannot establish site due later request for additional studies.	254
	5	Reduction of Non Revenue Water	01-Jul-13	30-Jun-14	Reduce Non-Revenue Water = 46.8%, Reduce Real(Water) Losses = 24.4% YTD	18 051
	6	Upgrading of Gravel Road - Tafuleni road	01-Jul-13	30-Jun-14	Upgraded 2,4 km of asphalt surfaced road	4 384

Table 200 - Seven Largest Capital Projects Per Ward 2013/2014 Financial Year

R'000

Ward Name (No)	Number	Project Name and Details	Start Date	End Date	Progress 2013/2014	Total Value
12	1	Edendale Proper New Mains and Reticulation	01-Jul-13	30-Jun-14	2.9 km of Water Pipe constructed and 115 water connections.	664
	2	Sanitation Infrastructure Feasibility Study	01-Jul-13	30-Jun-14	7 Flow Monitoring stations installed and operational	842
	3	UPGRADING OF GRAVEL RDS - EDN - WARD 12 - MOSCOW - 4,0 km - Zabazomuzi Rd, Mngoma Rd, Zwane Rd - MOSCOW AREA RDS	01-Jul-13	30-Jun-14	Upgraded 1,4 km of Moscow roads to all-weather surfacing.	2 652
	4	UPGRADE GRAVEL ROADS IN EDENDALE: Hlubi Rd, Nkosi Rd, Ntombela Rd, D. Shezi Rd, Ntshingila Rd and Mpungose Rd in Esigodini	01-Jul-13	30-Jun-14	Completed 1.4km to Base Layer level,	3 585
	5	Basic Water Supply	01-Jul-13	30-Jun-14	4 km of water pipe installed to service 311 households.	661
	6	UPGRADING OF GRAVEL ROADS - GREATER EDENDALE - Shembe Rd and Joe Ngidi rd	01-Jul-13	30-Jun-14	Upgraded 1,8 km of black base roads	2 432
	7	Reduction of Non Revenue Water	01-Jul-13	30-Jun-14	Reduce Non-Revenue Water = 46.8%, Reduce Real(Water) Losses = 24.4% YTD	18 051
13	1	Shenston Ambleton Sanitation	01-Jul-13	30-Jun-14	3.7km outfall sewer constructed and 4.36 km of outfall sewer constructed.	9 095
	2	Telemetry / Instrumentation	01-Jul-13	30-Jun-14	Upgraded Telemetry system with PVR readings.	297
	3	Leak Detection Equipment	01-Jul-13	30-Jun-14	Contract Awarded and Equipment delivered.	243
	4	Upgrading of Roads in Edendale - KWANYAMAZANE ROADS	01-Jul-13	30-Jun-14	2.0km of base layer repaired in Kwanyamazane Road	2 674
	5	Reduction of Non Revenue Water	01-Jul-13	30-Jun-14	Reduce Non-Revenue Water = 46.8%, Reduce Real(Water) Losses = 24.4% YTD	18 051
	6	Sanitation Infrastructure Feasibility Study	01-Jul-13	30-Jun-14	7 Flow Monitoring stations installed and operational	842
	7	Installation of Traffic Signals	01-Jul-13	30-Jun-14	Completed installation of 4 Traffic Signals.	1 020
14	1	Telemetry / Instrumentation	01-Jul-13	30-Jun-14	Upgraded Telemetry system with PVR readings.	297
	2	Leak Detection Equipment	01-Jul-13	30-Jun-14	Contract Awarded and Equipment delivered.	243
	3	Reduction of Non Revenue Water	01-Jul-13	30-Jun-14	Reduce Non-Revenue Water = 46.8%, Reduce Real(Water) Losses = 24.4% YTD	18 051
	4	Upgrade of Gravel Roads - Willowfountain.	01-Jul-13	30-Jun-14	Upgraded 1,2 km road to asphalt surface.	2 983
	5	Installation of Traffic Calming Measures	01-Jul-13	30-Jun-14	Installed 90 Speed Humps	985

CITY OF CHOICE
PIETERMARITZBURG
MSUNDUZI

Table 200 - Seven Largest Capital Projects Per Ward 2013/2014 Financial Year						R'000
Ward Name (No)	Number	Project Name and Details	Start Date	End Date	Progress 2013/2014	Total Value
15	1	Horse Shoe access roads and passages in Imbali stage 1 and 2	01-Jul-13	30-Jun-14	Upgraded 0,6 km of Horse Shoe Access Roads and 1,9 km of walkways to all weather surfacing	1 499
	2	Rehabilitation of Sanitation Infrastructure	01-Jul-13	30-Jun-14	4.26 km of sewer pipe replaced and 2 sewer pump stations upgraded	7 484
	3	Telemetry / Instrumentation	01-Jul-13	30-Jun-14	Upgraded Telemetry system with PVR readings.	297
	4	Leak Detection Equipment	01-Jul-13	30-Jun-14	Contract Awarded and Equipment delivered.	243
	5	Sanitation Infrastructure Feasibility Study	01-Jul-13	30-Jun-14	7 Flow Monitoring stations installed and operational	842
	6	Reduction of Non Revenue Water	01-Jul-13	30-Jun-14	Reduce Non-Revenue Water = 46.8%, Reduce Real(Water) Losses = 24.4% YTD	18 051
	7	Installation of Traffic Calming Measures	01-Jul-13	30-Jun-14	Installed 90 Speed Humps	985
16	1	UPGRADING OF GRAVEL ROADS - EDENDALE - WARD 16 - 8,0km - Senti Rd, Sbhomoro Rd, Khawula Rd - Dambuza Area - Thulani Rd - Unit J	01-Jul-13	30-Jun-14	3.0km upgrade to black base road.	4 877
	2	Sewer Pipes Unit H	01-Jul-13	30-Jun-14	Site Established and 80% of materials purchased. Local labour from ward recruited.	6 915
	3	Rehabilitation of Sanitation Infrastructure	01-Jul-13	30-Jun-14	4.26 km of sewer pipe replaced and 2 sewer pump stations upgraded	7 484
	4	Reduction of Non Revenue Water	01-Jul-13	30-Jun-14	Reduce Non-Revenue Water = 46.8%, Reduce Real(Water) Losses = 24.4% YTD	18 051
	5	Sanitation Infrastructure Feasibility Study	01-Jul-13	30-Jun-14	7 Flow Monitoring stations installed and operational	842
	6	Installation of Traffic Calming Measures	01-Jul-13	30-Jun-14	Installed 90 Speed Humps	985
	7	Road rehabilitation - PMS	01-Jul-13	30-Jun-14	Rehabilitated 36735 m^2 road surface (equivalent to 6.12km achieved if a 6m width road is used to convert the units of measurements as a text book exercise)	4 986
17	1	UPGRADING OF GRAVEL ROADS - GREATER EDENDALE - IMBALI BB - PHASE 2: New road next to Zondi store, Kancane Rd, Sibukosizwe Rd	01-Jul-13	30-Jun-14	Upgraded 2,0 km of gravel roads to black base	2 859
	2	Telemetry / Instrumentation	01-Jul-13	30-Jun-14	Upgraded Telemetry system with PVR readings.	297
	3	Leak Detection Equipment	01-Jul-13	30-Jun-14	Contract Awarded and Equipment delivered.	243
	4	Reduction of Non Revenue Water	01-Jul-13	30-Jun-14	Reduce Non-Revenue Water = 46.8%, Reduce Real(Water) Losses = 24.4% YTD	18 051

CITY OF CHOICE
PIETERMARITZBURG
MSUNDUZI

Table 200 - Seven Largest Capital Projects Per Ward 2013/2014 Financial Year

R'000

Ward Name (No)	Number	Project Name and Details	Start Date	End Date	Progress 2013/2014	Total Value
	5	Sanitation Infrastructure Feasibility Study	01-Jul-13	30-Jun-14	7 Flow Monitoring stations installed and operational	842
	6	Installation of Traffic Calming Measures	01-Jul-13	30-Jun-14	Installed 90 Speed Humps	985
18	1	Shenston Ambleton Sanitation	01-Jul-13	30-Jun-14	3.7km outfall sewer constructed and 4.36 km of outfall sewer constructed.	9 095
	2	Telemetry / Instrumentation	01-Jul-13	30-Jun-14	Upgraded Telemetry system with PVR readings.	297
	3	Leak Detection Equipment	01-Jul-13	30-Jun-14	Contract Awarded and Equipment delivered.	243
	4	Reduction of Non Revenue Water	01-Jul-13	30-Jun-14	Reduce Non-Revenue Water = 46.8%, Reduce Real(Water) Losses = 24.4% YTD	18 051
	5	Installation of Traffic Calming Measures	01-Jul-13	30-Jun-14	Installed 90 Speed Humps	985
19	1	Horse Shoe access roads and passages in Imbali stage 1 and 2	01-Jul-13	30-Jun-14	Upgraded 0,6 km of Horse Shoe Access Roads and 1,9 km of walkways to all weather surfacing	1 499
	2	Rehabilitation of Sanitation Infrastructure	01-Jul-13	30-Jun-14	4.26 km of sewer pipe replaced and 2 sewer pump stations upgraded	7 484
	3	Reduction of Non Revenue Water	01-Jul-13	30-Jun-14	Reduce Non-Revenue Water = 46.8%, Reduce Real(Water) Losses = 24.4% YTD	18 051
	4	Sanitation Infrastructure Feasibility Study	01-Jul-13	30-Jun-14	7 Flow Monitoring stations installed and operational	842
	5	Network Refurbishment	01-Jul-13	30-Jun-14	The following equipment has been purchased, 5 mini substations and 31 RMU's. Equipment replacement, 31 obsolete switch gear panels, 27 obsolete Interswitch / Magenefix and 10 Mini Substations.	9 305
	6	Road rehabilitation - PMS	01-Jul-13	30-Jun-14	Rehabilitated 36735 m^2 road surface (equivalent to 6.12km achieved if a 6m width road is used to convert the units of measurements as a text book exercise)	4 986
	7	Installation of Traffic Calming Measures	01-Jul-13	30-Jun-14	Installed 90 Speed Humps	985
20	1	Edendale Proper New Mains and Reticulation	01-Jul-13	30-Jun-14	2.9 km of Water Pipe constructed and 115 water connections.	664
	2	Telemetry / Instrumentation	01-Jul-13	30-Jun-14	Upgraded Telemetry system with PVR readings.	297
	3	Caluza Sports Facility	01-Jul-13	30-Jun-14	Project canceled and included in the 2014/15 FY programme.	822
	4	Updrade SWD in Greater Edendale - Flooding Houses in Smeroe	01-Jul-13	30-Jun-14	Report and its recommendations finalised and presented to relevant Business Units Official for comments and inputs.	115
	5	Upgrading of Gravel Road - Edendalee Mbanjwa road	01-Jul-13	30-Jun-14	Upgraded 1.7 km of asphalt surfaced road	2 743

CITY OF CHOICE
PIETERMARITZBURG
MSUNDUZI

Table 200 - Seven Largest Capital Projects Per Ward 2013/2014 Financial Year

R'000

Ward Name (No)	Number	Project Name and Details	Start Date	End Date	Progress 2013/2014	Total Value
	6	UPGRADING OF GRAVEL ROADS - GREATER EDENDALE - Caluza Roads	01-Jul-13	30-Jun-14	Upgraded 2.8km of black top roads	4 286
	7	Reduction of Non Revenue Water	01-Jul-13	30-Jun-14	Reduce Non-Revenue Water = 46.8%, Reduce Real(Water) Losses = 24.4% YTD	18 051
21	1	UPGRADING OF GRAVEL ROADS - EDENDALE - MACHIBISA / DAMBUZA RDS - Phase 2	01-Jul-13	30-Jun-14	Upgraded 1,3 km of asphalt road	2 051
	2	Elimination of Conservancy Tanks (Sewer)	01-Jul-13	30-Jun-14	1.26 km of sewer pipe installed and 169 houses connected to water borne sanitation.	4 440
	3	Elimination of Conservancy Tanks (Water)	01-Jul-13	30-Jun-14	1. 2 km of water pipe constructed.	347
	4	Telemetry / Instrumentation	01-Jul-13	30-Jun-14	Upgraded Telemetry system with PVR readings.	297
	5	Leak Detection Equipment	01-Jul-13	30-Jun-14	Contract Awarded and Equipment delivered.	243
	4	Reduction of Non Revenue Water	01-Jul-13	30-Jun-14	Reduce Non-Revenue Water = 46.8%, Reduce Real(Water) Losses = 24.4% YTD	18 051
	5	Sanitation Infrastructure Feasibility Study	01-Jul-13	30-Jun-14	7 Flow Monitoring stations installed and operational	842
22	1	UPGRADING OF GRAVEL ROADS - EDENDALE - WARD 22 - 8,4km Natshi Rd, Hadebe Rd, Dipini Rd, Thula Rd, Hlengwa Rd, Bhula Rd, Mthethomusha Rd, Mavimbela Rd, Thusi Rd, Budi Rd and Geris Road	01-Jul-13	30-Jun-14	Upgraded 2,0 km of gravel roads to asphalt surfacing	2 000
	2	Telemetry / Instrumentation	01-Jul-13	30-Jun-14	Upgraded Telemetry system with PVR readings.	297
	3	Leak Detection Equipment	01-Jul-13	30-Jun-14	Contract Awarded and Equipment delivered.	243
	4	Reduction of Non Revenue Water	01-Jul-13	30-Jun-14	Reduce Non-Revenue Water = 46.8%, Reduce Real(Water) Losses = 24.4% YTD	18 051
	5	Sanitation Infrastructure Feasibility Study	01-Jul-13	30-Jun-14	7 Flow Monitoring stations installed and operational	842
	6	Road rehabilitation - PMS	01-Jul-13	30-Jun-14	Rehabilitated 36735 m^2 road surface (equivalent to 6.12km achieved if a 6m width road is used to convert the units of measurements as a text book exercise)	4 986
	7	Installation of Traffic Calming Measures	01-Jul-13	30-Jun-14	Installed 90 Speed Humps	985
23	1	Rehabilitation of Roads in Ashdown	01-Jul-13	30-Jun-14	Upgraded 1,2 km of roads to all weather surfacing in Ashdown	1 484
	2	Service Midblock Eradication (Sewer)	01-Jul-13	30-Jun-14	5.9 km of sewer pipe installed.	9 188

CITY OF CHOICE
PIETERMARITZBURG
MSUNDUZI

Table 200 - Seven Largest Capital Projects Per Ward 2013/2014 Financial Year

R'000

Ward Name (No)	Number	Project Name and Details	Start Date	End Date	Progress 2013/2014	Total Value
	3	Service Midblock Eradication (Water)	01-Jul-13	30-Jun-14	0.6 km of Water Pipe constructed.	576
	4	Network Refurbishment	01-Jul-13	30-Jun-14	The following equipment has been purchased, 5 mini substations and 31 RMU's. Equipment replacement, 31 obsolete switch gear panels, 27 obsolete Interswitch / Magenefix and 10 Mini Substations.	9 305
	5	Rehabilitation of Public Ablution Facilities	01-Jul-13	30-Jun-14	10 x public ablutions completed	910
	6	Reduction of Non Revenue Water	01-Jul-13	30-Jun-14	Reduce Non-Revenue Water = 46.8%, Reduce Real(Water) Losses = 24.4% YTD	18 051
	7	Sanitation Infrastructure Feasibility Study	01-Jul-13	30-Jun-14	7 Flow Monitoring stations installed and operational	842
24	1	Telemetry / Instrumentation	01-Jul-13	30-Jun-14	Upgraded Telemetry system with PVR readings.	297
	2	Reduction of Non Revenue Water	01-Jul-13	30-Jun-14	Reduce Non-Revenue Water = 46.8%, Reduce Real(Water) Losses = 24.4% YTD	18 051
	3	Sanitation Infrastructure Feasibility Study	01-Jul-13	30-Jun-14	7 Flow Monitoring stations installed and operational	842
	4	Network Refurbishment	01-Jul-13	30-Jun-14	The following equipment has been purchased, 5 mini substations and 31 RMU's. Equipment replacement, 31 obsolete switch gear panels, 27 obsolete Interswitch / Magenefix and 10 Mini Substations.	9 305
	5	Road rehabilitation - PMS	01-Jul-13	30-Jun-14	Rehabilitated 36735 m^2 road surface (equivalent to 6.12km achieved if a 6m width road is used to convert the units of measurements as a text book exercise)	4 986
	6	Installation of Traffic Calming Measures	01-Jul-13	30-Jun-14	Installed 90 Speed Humps	985
	7	Installation of Traffic Signals	01-Jul-13	30-Jun-14	Completed installation of 4 Traffic Signals.	1 020
25	1	Rehabilitation of Sanitation Infrastructure	01-Jul-13	30-Jun-14	4.26 km of sewer pipe replaced and 2 sewer pump stations upgraded	7 484
	2	Telemetry / Instrumentation	01-Jul-13	30-Jun-14	Upgraded Telemetry system with PVR readings.	297
	3	Leak Detection Equipment	01-Jul-13	30-Jun-14	Contract Awarded and Equipment delivered.	243
	4	Reduction of Non Revenue Water	01-Jul-13	30-Jun-14	Reduce Non-Revenue Water = 46.8%, Reduce Real(Water) Losses = 24.4% YTD	18 051
	5	Connor - Otto's Bluff Road - Link	01-Jul-13	30-Jun-14	Conceptual Design report received from the appointed Service Provider was very poor despite numerous engagement with the Infrastructure the SP couldn't performer. The report could not be accepted by Infrastructure. Head; SCM was engaged.	300
	6	Sanitation Infrastructure Feasibility Study	01-Jul-13	30-Jun-14	7 Flow Monitoring stations installed and operational	842

CITY OF CHOICE
PIETERMARITZBURG
MSUNDUZI

Table 200 - Seven Largest Capital Projects Per Ward 2013/2014 Financial Year

R'000

Ward Name (No)	Number	Project Name and Details	Start Date	End Date	Progress 2013/2014	Total Value
	7	Network Refurbishment	01-Jul-13	30-Jun-14	The following equipment has been purchased, 5 mini substations and 31 RMU's. Equipment replacement, 31 obsolete switch gear panels, 27 obsolete Interswitch / Magenefix and 10 Mini Substations.	9 305
26	1	Rehabilitation of Sanitation Infrastructure	01-Jul-13	30-Jun-14	4.26 km of sewer pipe replaced and 2 sewer pump stations upgraded	7 484
	2	Masons Reservoir and Pipeline	01-Jul-13	30-Jun-14	Masons Reservoir and Pipeline Drawings and Tender documents completed.	10
	3	Telemetry / Instrumentation	01-Jul-13	30-Jun-14	Upgraded Telemetry system with PVR readings.	297
	4	Leak Detection Equipment	01-Jul-13	30-Jun-14	Contract Awarded and Equipment delivered.	243
	5	Reduction of Non Revenue Water	01-Jul-13	30-Jun-14	Reduce Non-Revenue Water = 46.8%, Reduce Real(Water) Losses = 24.4% YTD	18 051
	6	Sanitation Infrastructure Feasibility Study	01-Jul-13	30-Jun-14	7 Flow Monitoring stations installed and operational	842
	7	Network Refurbishment	01-Jul-13	30-Jun-14	The following equipment has been purchased, 5 mini substations and 31 RMU's. Equipment replacement, 31 obsolete switch gear panels, 27 obsolete Interswitch / Magenefix and 10 Mini Substations.	9 305
27	1	Reduction of Non Revenue Water	01-Jul-13	30-Jun-14	Reduce Non-Revenue Water = 46.8%, Reduce Real(Water) Losses = 24.4% YTD	18 051
	2	CCTV Installation City Hall	01-Jul-13	30-Jun-14	Completed installation of 38 CCTV cameras.	1 282
	3	Replacement of lifts AS Chetty Bldg	01-Jul-13	30-Jun-14	2 motors and 2 control systems replaced in AS Chetty.	1 918
	4	Replacement of Lifts Professor Nyembezi Bldg.	01-Jul-13	30-Jun-14	3 motors and 3 control systems replaced in Prof Nyembezi Building.	2 204
	5	Network Refurbishment	01-Jul-13	30-Jun-14	The following equipment has been purchased, 5 mini substations and 31 RMU's. Equipment replacement, 31 obsolete switch gear panels, 27 obsolete Interswitch / Magenefix and 10 Mini Substations.	9 305
	6	Electrification	01-Jul-13	30-Jun-14	In repect of the 132 Kv City Grid Ph 1 tenders advertised and closed, finalising evaluation and appointments. In respect of provision of basic electricity - contractor appointed and supply of meters contract awarded - site establishment in progress. In respect of the Northdale subtation upgrade - substation building extension in incl fencing is in progress. 132Kv yard alterations also in progress.	7 997
	7	Road rehabilitation - PMS	01-Jul-13	30-Jun-14	Rehabilitated 36735 m^2 road surface (equivalent to 6.12km achieved if a 6m width road is used to convert the units of measurements as a text book exercise)	4 986
28	1	Rehabilitation of Sanitation Infrastructure	01-Jul-13	30-Jun-14	4.26 km of sewer pipe replaced and 2 sewer pump stations upgraded	7 484
	2	Telemetry / Instrumentation	01-Jul-13	30-Jun-14	Upgraded Telemetry system with PVR readings.	297

CITY OF CHOICE
PIETERMARITZBURG
MSUNDUZI

Table 200 - Seven Largest Capital Projects Per Ward 2013/2014 Financial Year

R'000

Ward Name (No)	Number	Project Name and Details	Start Date	End Date	Progress 2013/2014	Total Value
	3	Leak Detection Equipment	01-Jul-13	30-Jun-14	Contract Awarded and Equipment delivered.	243
	4	Reduction of Non Revenue Water	01-Jul-13	30-Jun-14	Reduce Non-Revenue Water = 46.8%, Reduce Real(Water) Losses = 24.4% YTD	18 051
	5	Sanitation Infrastructure Feasibility Study	01-Jul-13	30-Jun-14	7 Flow Monitoring stations installed and operational	842
	6	Network Refurbishment	01-Jul-13	30-Jun-14	The following equipment has been purchased, 5 mini substations and 31 RMU's. Equipment replacement, 31 obsolete switch gear panels, 27 obsolete Interswitch / Magenefix and 10 Mini Substations.	9 305
	7	Installation of Traffic Calming Measures	01-Jul-13	30-Jun-14	Installed 90 Speed Humps	985
29	1	Upgrading of internal roads in HANIVILLE	01-Jul-13	30-Jun-14	Upgraded 1,2 km of black-base roads in Haniville	1 653
	2	Rehabilitation of Sanitation Infrastructure	01-Jul-13	30-Jun-14	4.26 km of sewer pipe replaced and 2 sewer pump stations upgraded	7 484
	3	Copesville Reservoir	01-Jul-13	30-Jun-14	100 % of Copesville Reservoir Completed and Operational.	10 109
	4	Telemetry / Instrumentation	01-Jul-13	30-Jun-14	Upgraded Telemetry system with PVR readings.	297
	5	Reduction of Non Revenue Water	01-Jul-13	30-Jun-14	Reduce Non-Revenue Water = 46.8%, Reduce Real(Water) Losses = 24.4% YTD	18 051
	6	Sanitation Infrastructure Feasibility Study	01-Jul-13	30-Jun-14	7 Flow Monitoring stations installed and operational	842
	7	Network Refurbishment	01-Jul-13	30-Jun-14	The following equipment has been purchased, 5 mini substations and 31 RMU's. Equipment replacement, 31 obsolete switch gear panels, 27 obsolete Interswitch / Magenefix and 10 Mini Substations.	9 305
30	1	Rehabilitation of Sanitation Infrastructure	01-Jul-13	30-Jun-14	4.26 km of sewer pipe replaced and 2 sewer pump stations upgraded	7 484
	2	Telemetry / Instrumentation	01-Jul-13	30-Jun-14	Upgraded Telemetry system with PVR readings.	297
	3	Reduction of Non Revenue Water	01-Jul-13	30-Jun-14	Reduce Non-Revenue Water = 46.8%, Reduce Real(Water) Losses = 24.4% YTD	18 051
	4	Sanitation Infrastructure Feasibility Study	01-Jul-13	30-Jun-14	7 Flow Monitoring stations installed and operational	842
	5	Network Refurbishment	01-Jul-13	30-Jun-14	The following equipment has been purchased, 5 mini substations and 31 RMU's. Equipment replacement, 31 obsolete switch gear panels, 27 obsolete Interswitch / Magenefix and 10 Mini Substations.	9 305
	6	Road rehabilitation - PMS	01-Jul-13	30-Jun-14	Rehabilitated 36735 m^2 road surface (equivalent to 6.12km achieved if a 6m width road is used to convert the units of measurements as a text book exercise)	4 986
	7	Installation of Traffic Calming Measures	01-Jul-13	30-Jun-14	Installed 90 Speed Humps	985

CITY OF CHOICE
PIETERMARITZBURG
MSUNDUZI

Table 200 - Seven Largest Capital Projects Per Ward 2013/2014 Financial Year

R'000

Ward Name (No)	Number	Project Name and Details	Start Date	End Date	Progress 2013/2014	Total Value
31	1	Rehabilitation of Sanitation Infrastructure	01-Jul-13	30-Jun-14	4.26 km of sewer pipe replaced and 2 sewer pump stations upgraded	7 484
	2	Telemetry / Instrumentation	01-Jul-13	30-Jun-14	Upgraded Telemetry system with PVR readings.	297
	3	Leak Detection Equipment	01-Jul-13	30-Jun-14	Contract Awarded and Equipment delivered.	243
	4	Reduction of Non Revenue Water	01-Jul-13	30-Jun-14	Reduce Non-Revenue Water = 46.8%, Reduce Real(Water) Losses = 24.4% YTD	18 051
	5	Sanitation Infrastructure Feasibility Study	01-Jul-13	30-Jun-14	7 Flow Monitoring stations installed and operational	842
	6	Network Refurbishment	01-Jul-13	30-Jun-14	The following equipment has been purchased, 5 mini substations and 31 RMU's. Equipment replacement, 31 obsolete switch gear panels, 27 obsolete Interswitch / Magenefix and 10 Mini Substations.	9 305
	7	Installation of Traffic Signals	01-Jul-13	30-Jun-14	Completed installation of 4 Traffic Signals.	1 020
32	1	Rehabilitation of Sanitation Infrastructure	01-Jul-13	30-Jun-14	4.26 km of sewer pipe replaced and 2 sewer pump stations upgraded	7 484
	2	Telemetry / Instrumentation	01-Jul-13	30-Jun-14	Upgraded Telemetry system with PVR readings.	297
	3	Mountain Rise Cremators	01-Jul-13	30-Jun-14	1 x cremator refurbished	495
	4	Reduction of Non Revenue Water	01-Jul-13	30-Jun-14	Reduce Non-Revenue Water = 46.8%, Reduce Real(Water) Losses = 24.4% YTD	18 051
	5	Sanitation Infrastructure Feasibility Study	01-Jul-13	30-Jun-14	7 Flow Monitoring stations installed and operational	842
	6	Network Refurbishment	01-Jul-13	30-Jun-14	The following equipment has been purchased, 5 mini substations and 31 RMU's. Equipment replacement, 31 obsolete switch gear panels, 27 obsolete Interswitch / Magenefix and 10 Mini Substations.	9 305
	7	Electrification	01-Jul-13	30-Jun-14	In respect of the 132 Kv City Grid Ph 1 tenders advertised and closed, finalising evaluation and appointments. In respect of provision of basic electricity - contractor appointed and supply of meters contract awarded - site establishment in progress. In respect of the Northdale substation upgrade - substation building extension in incl fencing is in progress. 132Kv yard alterations also in progress.	7 997
33	1	Rehabilitation of Sanitation Infrastructure	01-Jul-13	30-Jun-14	4.26 km of sewer pipe replaced and 2 sewer pump stations upgraded	7 484
	2	Telemetry / Instrumentation	01-Jul-13	30-Jun-14	Upgraded Telemetry system with PVR readings.	297
	3	Reduction of Non Revenue Water	01-Jul-13	30-Jun-14	Reduce Non-Revenue Water = 46.8%, Reduce Real(Water) Losses = 24.4% YTD	18 051
	4	Sanitation Infrastructure Feasibility Study	01-Jul-13	30-Jun-14	7 Flow Monitoring stations installed and operational	842

CITY OF CHOICE
PIETERMARITZBURG
MSUNDUZI

Table 200 - Seven Largest Capital Projects Per Ward 2013/2014 Financial Year

R'000

Ward Name (No)	Number	Project Name and Details	Start Date	End Date	Progress 2013/2014	Total Value
	5	Network Refurbishment	01-Jul-13	30-Jun-14	The following equipment has been purchased, 5 mini substations and 31 RMU's. Equipment replacement, 31 obsolete switch gear panels, 27 obsolete Interswitch / Magenefix and 10 Mini Substations.	9 305
	6	Electrification	01-Jul-13	30-Jun-14	In respect of the 132 Kv City Grid Ph 1 tenders advertised and closed, finalising evaluation and appointments. In respect of provision of basic electricity - contractor appointed and supply of meters contract awarded - site establishment in progress. In respect of the Northdale substation upgrade - substation building extension in incl fencing is in progress. 132Kv yard alterations also in progress.	7 997
	7	Installation of Traffic Calming Measures	01-Jul-13	30-Jun-14	Installed 90 Speed Humps	985
34	1	Telemetry / Instrumentation	01-Jul-13	30-Jun-14	Upgraded Telemetry system with PVR readings.	297
	2	Leak Detection Equipment	01-Jul-13	30-Jun-14	Contract Awarded and Equipment delivered.	243
	3	Reduction of Non Revenue Water	01-Jul-13	30-Jun-14	Reduce Non-Revenue Water = 46.8%, Reduce Real(Water) Losses = 24.4% YTD	18 051
	4	Sanitation Infrastructure Feasibility Study	01-Jul-13	30-Jun-14	7 Flow Monitoring stations installed and operational	842
	5	Network Refurbishment	01-Jul-13	30-Jun-14	The following equipment has been purchased, 5 mini substations and 31 RMU's. Equipment replacement, 31 obsolete switch gear panels, 27 obsolete Interswitch / Magenefix and 10 Mini Substations.	9 305
	6	Installation of Traffic Signals	01-Jul-13	30-Jun-14	Completed installation of 4 Traffic Signals.	1 020
35	1	Rehabilitation of Sanitation Infrastructure	01-Jul-13	30-Jun-14	4.26 km of sewer pipe replaced and 2 sewer pump stations upgraded	7 484
	2	Landfill Site Upgrade	01-Jul-13	30-Jun-14	Completed-1500m length by 2m height and 9m base of containment berm constructed. 18 000sqm side slope of berm clay capped. 368m of heavy duty concrete palisade fencing installed. Leachate management system installed and operational. Access ramp constructed to 2m height.	4 670
	3	Reduction of Non Revenue Water	01-Jul-13	30-Jun-14	Reduce Non-Revenue Water = 46.8%, Reduce Real(Water) Losses = 24.4% YTD	18 051
	4	Sanitation Infrastructure Feasibility Study	01-Jul-13	30-Jun-14	7 Flow Monitoring stations installed and operational	842
	5	Grimthorpe Road Bridge (Design and EIA)	01-Jul-13	30-Jun-14	Design completed and EIA investigation report submitted to DEARD.	421
	6	Installation of Traffic Calming Measures	01-Jul-13	30-Jun-14	Installed 90 Speed Humps	985

CITY OF CHOICE
PIETERMARITZBURG
MSUNDUZI

Table 200 - Seven Largest Capital Projects Per Ward 2013/2014 Financial Year						R'000
Ward Name (No)	Number	Project Name and Details	Start Date	End Date	Progress 2013/2014	Total Value
	7	Network Refurbishment	01-Jul-13	30-Jun-14	The following equipment has been purchased, 5 mini substations and 31 RMU's. Equipment replacement, 31 obsolete switch gear panels, 27 obsolete Interswitch / Magenefix and 10 Mini Substations.	9 305
36	1	Telemetry / Instrumentation	01-Jul-13	30-Jun-14	Upgraded Telemetry system with PVR readings.	297
	2	Leak Detection Equipment	01-Jul-13	30-Jun-14	Contract Awarded and Equipment delivered.	243
	3	Reduction of Non Revenue Water	01-Jul-13	30-Jun-14	Reduce Non-Revenue Water = 46.8%, Reduce Real(Water) Losses = 24.4% YTD	18 051
	4	Sanitation Infrastructure Feasibility Study	01-Jul-13	30-Jun-14	7 Flow Monitoring stations installed and operational	842
	5	Network Refurbishment	01-Jul-13	30-Jun-14	The following equipment has been purchased, 5 mini substations and 31 RMU's. Equipment replacement, 31 obsolete switch gear panels, 27 obsolete Interswitch / Magenefix and 10 Mini Substations.	9 305
	6	Road rehabilitation - PMS	01-Jul-13	30-Jun-14	Rehabilitated 36735 m^2 road surface (equivalent to 6.12km achieved if a 6m width road is used to convert the units of measurements as a text book exercise)	4 986
37	1	Telemetry / Instrumentation	01-Jul-13	30-Jun-14	Upgraded Telemetry system with PVR readings.	297
	2	Leak Detection Equipment	01-Jul-13	30-Jun-14	Contract Awarded and Equipment delivered.	243
	3	Reduction of Non Revenue Water	01-Jul-13	30-Jun-14	Reduce Non-Revenue Water = 46.8%, Reduce Real(Water) Losses = 24.4% YTD	18 051
	4	Sanitation Infrastructure Feasibility Study	01-Jul-13	30-Jun-14	7 Flow Monitoring stations installed and operational	842
	6	Electrification	1-Jul-13	30-Jun-14	In respect of the 132 Kv City Grid Ph 1 tenders advertised and closed, finalising evaluation and appointments. In respect of provision of basic electricity - contractor appointed and supply of meters contract awarded - site establishment in progress. In respect of the Northdale substation upgrade - substation building extension in incl fencing is in progress. 132Kv yard alterations also in progress.	7,997
	7	Road rehabilitation - PMS	1-Jul-13	30-Jun-14	Rehabilitated 36735 m2 road surface (equivalent to 6.12km achieved if a 6m width road is used to convert the units of measurements as a text book exercise)	4,986
37	1	Telemetry / Instrumentation	1-Jul-13	30-Jun-14	Upgraded Telemetry system with PVR readings.	297
	2	Leak Detection Equipment	1-Jul-13	30-Jun-14	Contract Awarded and Equipment delivered.	243
	3	Reduction of Non Revenue Water	1-Jul-13	30-Jun-14	Reduce Non-Revenue Water = 46.8%, Reduce Real(Water) Losses = 24.4% YTD	18,051
	4	Sanitation Infrastructure Feasibility Study	1-Jul-13	30-Jun-14	7 Flow Monitoring stations installed and operational	842

CITY OF CHOICE
PIETERMARITZBURG
MSUNDUZI

Table 200 - Seven Largest Capital Projects Per Ward 2013/2014 Financial Year						R'000
Ward Name (No)	Number	Project Name and Details	Start Date	End Date	Progress 2013/2014	Total Value
	5	Network Refurbishment	1-Jul-13	30-Jun-14	The following equipment has been purchased, 5 mini substations and 31 RMU's. Equipment replacement, 31 obsolete switch gear panels, 27 obsolete Interswitch / Magenefix and 10 Mini Substations.	9,305
	6	Electrification	1-Jul-13	30-Jun-14	In respect of the 132 Kv City Grid Ph 1 tenders advertised and closed, finalising evaluation and appointments. In respect of provision of basic electricity - contractor appointed and supply of meters contract awarded - site establishment in progress. In respect of the Northdale substation upgrade - substation building extension in incl fencing is in progress. 132Kv yard alterations also in progress.	7,997
	7	N/A	N/A	N/A	N/A	N/A

TOP FOUR SERVICE DELIVERY PRIORITIES PER WARD 2013/2014

Table 201 - Top Four Service Delivery Priorities Per Ward 2013/2014 Financial Year (Highest Priority First)			
Ward Name (No)	Number	Priority Name and Details	Progress 2013/2014
1	1	Repairs & Maintenance	NIL
	2	Good Governance	NIL
	3	Roads	NIL
	4	Halls / Community Centres	NIL
2	1	Good Governance	NIL
	2	Repairs & Maintenance	NIL
	3	Street Lighting	NIL
	4	Roads	Upgraded 2.8km of black top roads
3	1	Good Governance	NIL
	2	Repairs & Maintenance	NIL
	3	Roads	NIL
	4	Halls / Community Centres	NIL
4	1	Good Governance	NIL
	2	Repairs & Maintenance	NIL
	3	Economic Development	NIL
	4	Housing	NIL
5	1	Good Governance	NIL
	2	Repairs & Maintenance	NIL
	3	Roads	2.1km of D1128 Road upgraded to black-top / all weather surfacing.
	4	Economic Development	NIL
6	1	Good Governance	NIL
	2	Repairs & Maintenance	NIL
	3	Economic Development	NIL
	4	Halls / Community Centres	NIL
7	1	Good Governance	NIL
	2	Roads	NIL
	3	Repairs & Maintenance	NIL
	4	Economic Development	NIL
8	1	Halls / Community Centres	NIL
	2	Creches	NIL

Table 201 - Top Four Service Delivery Priorities Per Ward 2013/2014 Financial Year (Highest Priority First)			
Ward Name (No)	Number	Priority Name and Details	Progress 2013/2014
	3	Electricity	In repect of the 132 Kv City Grid Ph 1 tenders advertised and closed, finalising evaluation and appointments. In respect of provision of basic electricity - contractor appointed and supply of meters contract awarded - site establishment in progress. In respect of the Northdale subatation upgrade - substation building extension in incl fencing is in progress. 132Kv yard alterations also in progress.
	4	Repairs & Maintenance	NIL
9	1	Roads	NIL
	2	Good Governance	NIL
	3	Halls / Community Centres	NIL
	4	Repairs & Maintenance	NIL
10	1	Repairs & Maintenance	NIL
	2	Good Governance	NIL
	3	Creches	NIL
	4	Economic Development	NIL
11	1	Repairs & Maintenance	NIL
	2	Good Governance	NIL
	3	Housing	NIL
	4	Roads	Contractor Appointed but cannot establish site due later request for additional studies.
12	1	Good Governance	NIL
	2	Housing	NIL
	3	Toilets /Sanitation	7 Flow Monitoring stations installed and operational
	4	Repairs & Maintenance	NIL
13	1	Good Governance	NIL
	2	Repairs & Maintenance	NIL
	3	Roads	2.0km of base layer repaired in Kwanyamazane Road
	4	Clinics	NIL
14	1	Good Governance	NIL
	2	Toilets /Sanitation	NIL
	3	Roads	Upgraded 1,2 km road to asphalt surface.
	4	Housing	NIL
15	1	Repairs & Maintenance	NIL
	2	Good Governance	NIL
	3	Toilets /Sanitation	4.26 km of sewer pipe replaced and 2 sewer pump stations upgraded
	4	Roads	Upgraded 0,6 km of Horse Shoe Access Roads and 1,9 km of walkways to all weather surfacing
16	1	Repairs & Maintenance	NIL
	2	Good Governance	NIL
	3	Roads	3.0km upgrade to black base road.
	4	Electricity	In repect of the 132 Kv City Grid Ph 1 tenders advertised and closed, finalising evaluation and appointments. In respect of provision of basic electricity - contractor appointed and supply of meters contract awarded - site establishment in progress. In respect of the Northdale subatation upgrade - substation building extension in incl fencing is in progress. 132Kv yard alterations also in progress.
17	1	Repairs & Maintenance	NIL
	2	Good Governance	NIL
	3	Halls / Community Centres	NIL
	4	Housing	NIL
18	1	Good Governance	NIL
	2	Repairs & Maintenance	NIL
	3	Halls / Community Centres	NIL

CITY OF CHOICE
PIETERMARITZBURG
MSUNDUZI

Table 201 - Top Four Service Delivery Priorities Per Ward 2013/2014 Financial Year (Highest Priority First)			
Ward Name (No)	Number	Priority Name and Details	Progress 2013/2014
	4	Housing	NIL
19	1	Good Governance	NIL
	2	Repairs & Maintenance	NIL
	3	Roads	Upgraded 0,6 km of Horse Shoe Access Roads and 1,9 km of walkways to all weather surfacing
	4	Economic Development	NIL
20	1	Good Governance	NIL
	2	Repairs & Maintenance	NIL
	3	Halls / Community Centres	NIL
	4	Water	2.9 km of Water Pipe constructed and 115 water connections.
21	1	Good Governance	NIL
	2	Roads	Upgraded 1,3 km of asphalt road
	3	Street Lighting	NIL
	4	Bridges	NIL
22	1	Good Governance	NIL
	2	Roads	Upgraded 2,0 km of gravel roads to asphalt surfacing. Installed 90 Speed Humps
	3	Repairs & Maintenance	NIL
	4	Economic Development	NIL
23	1	Good Governance	NIL
	2	Repairs & Maintenance	NIL
	3	Economic Development	NIL
	4	Toilets /Sanitation	5.9 km of sewer pipe installed. 7 Flow Monitoring stations installed and operational
24	1	Good Governance	NIL
	2	Repairs & Maintenance	NIL
	3	Halls / Community Centres	NIL
	4	Toilets /Sanitation	7 Flow Monitoring stations installed and operational
25	1	Repairs & Maintenance	NIL
	2	Halls / Community Centres	NIL
	3	Good Governance	NIL
	4	Taxi Ranks	NIL
26	1	Good Governance	NIL
	2	Repairs & Maintenance	NIL
	3	Housing	NIL
	4	Economic Development	NIL
27	1	Repairs & Maintenance	NIL
	2	Good Governance	NIL
	3	Economic Development	NIL
	4	Housing	NIL
28	1	Good Governance	NIL
	2	Repairs & Maintenance	NIL
	3	Refuse Collection	NIL
	4	Economic Development	NIL
29	1	Good Governance	NIL
	2	Repairs & Maintenance	NIL
	3	Economic Development	NIL
	4	Roads	Upgraded 1,2 km of black-base roads in Haniville
30	1	Repairs & Maintenance	NIL
	2	Halls / Community Centres	NIL
	3	Housing	NIL
	4	Toilets /Sanitation	5.9 km of sewer pipe installed. 7 Flow Monitoring stations installed and operational

Table 201 - Top Four Service Delivery Priorities Per Ward 2013/2014 Financial Year (Highest Priority First)			
Ward Name (No)	Number	Priority Name and Details	Progress 2013/2014
31	1	Good Governance	NIL
	2	Repairs & Maintenance	NIL
	3	Economic Development	NIL
	4	Housing	NIL
32	1	Repairs & Maintenance	NIL
	2	Good Governance	NIL
	3	Housing	NIL
	4	Economic Development	NIL
33	1	Good Governance	NIL
	2	Repairs & Maintenance	NIL
	3	Economic Development	NIL
	4	Refuse Collection	NIL
34	1	Good Governance	NIL
	2	Housing	NIL
	3	Halls / Community Centres	NIL
	4	Roads	NIL
35	1	Repairs & Maintenance	NIL
	2	Good Governance	NIL
	3	Housing	NIL
	4	Halls / Community Centres	NIL
36	1	Repairs & Maintenance	NIL
	2	Economic Development	NIL
	3	Halls / Community Centres	NIL
	4	Sportsfields	NIL
37	1	Good Governance	NIL
	2	Repairs & Maintenance	NIL
	3	Economic Development	NIL
	4	Housing	NIL

Note: As per the above table in respect of the Four Service Delivery Priorities per Ward; the following table contains the summary of the needs as requested by Communities, Ward Committees, Councilors and Amakhosi. For each Need an explanation has been provided under the heading of Nature of Requests.

NO.	NEED	Table 202: NATURE OF REQUESTS
1	Good Governance	Requests under good governance included the following - communities wanted to be informed about the IDP process, to be involved in the budget process, for ward committees to be established, for the municipality to strengthen relationships between communities and their councillor.
2	Repairs & Maintenance	Repairs & Maintenance included requests for the upgrades of roads, rehabilitation of community facilities like halls and parks, fixing of potholes, building of speed humps, attending to sewage blockages, repairing of burst water pipes, repairs to RDP houses where roofs are leaking,
3	Roads	Requests for roads predominantly centered around the building of new roads, link roads, access roads and tarred roads where there have never been roads constructed before.
4	Economic Development	It also included the issue of youth development, job creation, training and skills development, small business establishment & other aspects in order to strengthen the economy,
5	Halls / Community Centre's	Request for halls and community Centre's hinged around the construction of new halls and community Centre's which are multi-purpose in nature in order to enhance community development by social cohesion (building to be used by all community members irrespective of colour)
6	Housing	Housing requests include the request for RDP houses and houses in general.
7	Sanitation	Toilets & Sanitation requests include requests for the building of new toilet & sanitation systems especially where they have houses but no toilet facilities.
8	Sportsfields	Communities want sportsfields in their respective areas, sportsfields they can use as per their needs in order to strengthen community unity and social engagement.
9	Street Lighting	Street lighting includes street lights & high mast lights in order to make areas safe from criminal activities as there are large areas with no street lights

CITY OF CHOICE
PIETERMARITZBURG
MSUNDUZI

NO.	NEED	Table 202: NATURE OF REQUESTS
10	Electricity	Electricity needs included new installations of electricity in households which do not have electricity all together, and also the installation of pre-paid meters.
11	Water	Water needs included new installations of piped water to households and the ability to use water within the household through taps in order to do their necessary washing and cleaning.
12	Clinics	Communities want to see the municipality ensuring there are clinics in close vicinity of their wards either permanently established or by way of mobile clinics as it is costly to travel to access the health care facility as many are unemployed.
13	Crèches	Communities want the municipality to build crèches or early childhood development Centre's where parents can leave their children during the day whilst they are at work.
14	Refuse Collection	Communities complained that the municipality is failing to keep their communities clean as the pickup of refuse is not constant and is leading to environmental risks for the elderly and young kids as the refuse is not collected for lengthy periods of time and then starts to decompose and smell.
15	Bridges	Communities have requested the construction of bridges and foot bridges.
16	Taxi Ranks	Communities are tired of standing in the rain in long queues waiting for public transport; they want the municipality to provide either taxi ranks or taxi shelters.

CITY OF CHOICE
PIETERMARITZBURG
MSUNDUZI

CHAPTER 7 – REPORT OF THE AUDITOR GENERAL 2013/2014

RESPONSE TO THE REPORT OF THE AUDITOR-GENERAL ON CONSOLIDATED FINANCIAL STATEMENTS OF THE MSUNDUZI MUNICIPALITY FOR THE YEAR ENDED 30 JUNE 2014

REPORT OF THE AUDITOR-GENERAL TO THE KWAZULU-NATAL PROVINCIAL LEGISLATURE AND COUNCIL ON MSUNDUZI MUNICIPALITY

REPORT ON THE CONSOLIDATED FINANCIAL STATEMENTS

Introduction

1. I have audited the consolidated and separate financial statements of the Msunduzi Municipality set out on pages 216 to 335, which comprise the consolidated and separate statement of financial position as at 30 June 2014, the consolidated and separate statement of financial performance, statement of changes in net assets, the cash flow statement and the statement of comparison of budget information with actual information for the year then ended and the notes, comprising a summary of significant accounting policies and other explanatory information.

Accounting officer's responsibility for the financial statements

2. The accounting officer is responsible for the preparation and fair presentation of these consolidated and separate financial statements in accordance with the South African Standards of Generally Recognised Accounting Practice (SA Standards of GRAP) and the requirements of the Local Government: Municipal Finance Management Act of South Africa, 2003 (Act No. 56 of 2003) (MFMA) and the Division of Revenue Act of South Africa, 2013 (Act No. 2 of 2013) (DoRA), and for such internal control as the accounting officer determines is necessary to enable the preparation of consolidated and separate financial statements that are free from material misstatement, whether due to fraud or error.

Auditor-general's responsibility

3. My responsibility is to express an opinion on these consolidated and separate financial statements based on my audit. I conducted my audit in accordance with the Public Audit Act of South Africa, 2004 (Act No. 25 of 2004) (PAA), the general notice issued in terms thereof and International Standards on Auditing. Those standards require that I comply with ethical requirements and plan and perform the audit to obtain reasonable assurance about whether the consolidated and separate financial statements are free from material misstatement.

4. An audit involves performing procedures to obtain audit evidence about the amounts and disclosures in the consolidated and separate financial statements. The procedures selected depend on the auditor's judgement, including the assessment of the risks of material misstatement of the consolidated and separate financial statements, whether due to fraud or error. In making those risk assessments, the auditor considers internal control relevant to the municipality's and its entity's preparation and fair presentation of the consolidated and separate financial statements in order to design audit procedures that are appropriate in the circumstances, but not for the purpose of expressing an opinion on the effectiveness of the municipality's and its entity's internal control. An audit also includes evaluating the appropriateness of accounting policies used and the reasonableness of accounting estimates made by management, as well as evaluating the overall presentation of the consolidated and separate financial statements.

5. I believe that the audit evidence I have obtained is sufficient and appropriate to provide a basis for my audit opinion.

Opinion

6. In my opinion, the consolidated and separate financial statements present fairly, in all material respects, the financial position of Msunduzi Municipality and its entity as at 30 June 2014 and their financial performance and cash flows for the year then ended, in accordance with the SA Standards of GRAP and the requirements of the MFMA and DoRA.

Emphasis of matters

7. I draw attention to the matters below. My opinion is not modified in respect of these matters.

Restatement of corresponding figures

8. As disclosed in note 68 to the financial statements, the corresponding figures for 30 June 2013 have been restated as a result of an error discovered during the year ended 30 June 2014 in the financial statements of the Msunduzi Municipality at, and for the year ended, 30 June 2013.

Material losses and impairments

9. As disclosed in note 69 to the financial statements, material losses relating to water and electricity losses of R103,28 million (22,06 million kilolitres) and R140,28 million (197,49 million kilowatts) respectively, were incurred. This was due to slow infrastructure maintenance, a lack of water metres and theft from illegal connections.

10. As disclosed in note 5 to the financial statements, the municipality raised a provision for bad debt impairment amounting to R792,60 million (2012-13: R801,84 million) on consumer debts as the recoverability of these amounts was doubtful.

CITY OF CHOICE
PIETERMARITZBURG
MSUNDUZI

Material underspending of the capital budget and conditional grants

11. As disclosed in note 20 to the financial statements, the municipality materially underspent conditional grants by R291,31 million, as well as the capital budget by R359,11 million. Consequently, the municipality had not fully achieved all its planned objectives relating to basic service delivery and infrastructure development.

Irregular expenditure

12. As disclosed in note 65 to the financial statements, irregular expenditure amounting to R269,01 million (2013: R34,91 million) was incurred during the year mainly as a result of contracts being awarded to suppliers, which were in contravention of the supply chain management (SCM) regulations.

Additional matters

13. I draw attention to the matters below. My opinion is not modified in respect of these matters.

Unaudited supplementary schedules

14. The supplementary information set out on pages 309 to 335 does not form part of the financial statements and is presented as additional information. I have not audited these schedules and, accordingly, I do not express an opinion thereon.

Unaudited disclosure notes

15. In terms of section 125(2)(e) of the MFMA the municipality is required to disclose particulars of non-compliance with the MFMA. This disclosure requirement did not form part of the audit of the financial statements and accordingly I do not express an opinion thereon.

REPORT ON OTHER LEGAL AND REGULATORY REQUIREMENTS

16. In accordance with the PAA and the general notice issued in terms thereof, I report the following findings on the reported performance information against predetermined objectives for the selected objective presented in the annual performance report, non-compliance with legislation as well as internal control. The objective of my tests was to identify reportable findings as described under each subheading but not to gather evidence to express assurance on these matters. Accordingly, I do not express an opinion or conclusion on these matters

Predetermined objectives

17. I performed procedures to obtain evidence about the usefulness and reliability of the reported performance information for the following selected objective presented in the annual performance report of the municipality for the year ended 30 June 2014:

Basic service delivery and infrastructure development on pages 87 to 119

18. I evaluated the reported performance information against the overall criteria of usefulness and reliability.

19. I evaluated the usefulness of the reported performance information to determine whether it was presented in accordance with the National Treasury's annual reporting principles and whether the reported performance was consistent with the planned objectives. I further performed tests to determine whether indicators and targets were well defined, verifiable, specific, measurable, time bound and relevant, as required by the National Treasury's *Framework for managing programme performance information*.

20. I assessed the reliability of the reported performance information to determine whether it was valid, accurate and complete.

21. I did not raise any material findings on the usefulness and reliability of the reported performance information for the selected objective.

Additional matter

22. Although no material findings concerning the usefulness and reliability of the performance information were identified in the annual performance report, I draw attention to the following matter below.

Achievement of planned targets

23. Refer to the annual performance report on pages 432 to 531 for information on the achievement of the planned targets for the year.

Compliance with legislation

24. I performed procedures to obtain evidence that the municipality has complied with key legislation regarding financial matters, financial management and other related matters. My findings on material non-compliance with specific matters in key applicable laws and regulations as set out in the general notice issued in terms of the PAA are as follows:

CITY OF CHOICE
PIETERMARITZBURG
MSUNDUZI

Annual financial statements

25. The financial statements submitted for auditing were not prepared, in all material respects, in accordance with the requirements of section 122 of the MFMA. Material misstatements of non-current assets, current assets, liabilities and disclosure items identified by the auditors in the submitted financial statements were subsequently corrected, which resulted in the financial statements receiving an unqualified audit opinion.

Expenditure management

26. Reasonable steps were not taken to prevent unauthorised, irregular and fruitless and wasteful expenditure, as required by section 62(1)(d) of the MFMA.

Procurement management

27. Sufficient appropriate audit evidence could not be obtained that goods and services of a transactional value above R200 000 were procured by means of inviting competitive bids, as required by SCM regulation 19(a).

Revenue management

28. An effective system of internal control for debtors and service charges revenue, with respect to unread meters, was not in place, as required by section 64(2) (f) of the MFMA.

Internal control

29. I considered internal control relevant to my audit of the financial statements, annual performance report and compliance with legislation. The matters reported below under the fundamentals of internal control are limited to the significant deficiencies that resulted in the findings on compliance with legislation included in this report.

Leadership

30. Deficiencies were noted in the communication and consistent implementation of policies and procedures and related internal controls, as well as lack of monitoring, to enable and support understanding and execution of internal control objectives, processes and responsibilities with respect to revenue, expenditure and supply chain management. The monitoring of the implementation of action plans to address internal control deficiencies were not completely effective to prevent the recurrence of audit findings as progress against the plans was not effectively monitored throughout the year.

Financial management

31. Daily and monthly controls were not operational throughout the period. Management does not prepare regular, accurate and complete financial statements that are supported and evidenced by reliable information as year-end procedures were not carried out in accordance with the applicable financial reporting framework. Adequate review and monitoring over compliance with applicable legislation was not undertaken due to staff not understanding their respective roles and responsibilities.

OTHER REPORTS

Investigations

32. Internal audit performed investigations at the request of management at the municipality. As per the forensic report allegations of mismanagement, SCM and MFMA contravention, irregularities in the procurement unit (contracts), theft and fraud, were investigated. Thirty-seven investigations were conducted, 16 of which were completed and six are being proceeded with criminally. Fifteen investigations are still in progress.

Auditor-General

Pietermaritzburg
28 November 2014

AUDITOR-GENERAL
SOUTH AFRICA

Auditing to build public confidence

CITY OF CHOICE
PIETERMARITZBURG
MSUNDUZI

CHAPTER 8 – RESPONSE TO THE REPORT OF THE AUDITOR GENERAL

THE MSUNDUZI MUNICIPALITY
REPORT BY MUNICIPAL MANAGER FOR COUNCIL
JANUARY 2015

RESPONSE TO THE REPORT OF THE AUDITOR GENERAL ON THE CONSOLIDATED ANNUAL FINACIAL STATEMENTS OF MSUNDUZI MUNICIPALITY FOR THE YEAR END JUNE 2014
BACKGROUND AND PURPOSE OF THE REPORT

The report of the Auditor-General dated 28 November 2014 on the Audit of the Accounts of the Council for the financial year ended 30 June 2014, has been received and is on the Council agenda.

In terms of Section 21 (1) and (2) of the Public Audit Act, 2004 (Act No. 25 of 2004):

(1) The Auditor-General must submit an audit report in accordance with any legislation applicable to the auditee which is the subject of the audit.

(2) If there is no such legislation as contemplated in subsection (1) the Auditor-General must submit the audit report to the relevant legislature within the reasonable time.

The Accounting Officer must ensure that the requirements of Section 126 (1) and (2) of the Municipal Finance Management Act, (Act 65 of 2003) are complied with.

Section 121 prescribes that the Annual Report of a municipality must include among others the Auditor-General's Audit Report in terms of Section 126 (3) on the financial statements and particulars of any corrective action taken or to be taken in response to issues raised in the audit reports referred to in paragraph (b) and (c) of Section 121.

Comments and action on matters raised in the report are set out below with the numbering corresponding to the report of Auditor-General.

GENERAL RESPONSE

The Auditor-General has expressed an unqualified opinion with emphasis of matter relating mainly to:

- Restatement of corresponding figures;
- Material losses and impairments;
- Material underspending of capital budget and conditional grants; and
- Irregular expenditure.

Whilst the municipality has worked tirelessly on the above matters, the improvement is not what was envisaged when the previous action plan was developed, implemented and monitored on monthly basis. However, a significant improvement on the liquidity ratio and financial sustainability and the existence of an uncertainty that may cast significant doubt on the municipality's ability to operate as a going concern has been made.

Restatement of corresponding figures

The audit report still indicates weaknesses in the annual financial statements that were submitted for auditing in that they were not prepared, in all material respects, in accordance with the requirements of section 122 of the MFMA, but material misstatements of non-current assets, current assets, liabilities and disclosure items identified by the auditors in submitted financial statement were subsequently corrected.

Management in finance has been reinforced with a view to create capacity on accounting knowledge and the GRAP standards requirements. Month-end closure is being introduced with a view create a culture of financial discipline. This will go a long way in assisting the Municipality in producing credible financial reports on a monthly basis. The interim financial statements will be prepared and used as a test basis for areas requiring improvement. Training plan for key officials on GRAP standards requirements and other financial accounting and management areas will be prepared, implemented and monitored by the Strategic Management Committee, Finance Portfolio Committee, Audit Committee and Executive Committee. These initiatives are aimed at steering the organisation towards Clean Audit in the foreseeable future.

Material losses and impairments

The losses on electricity and water which resulted to revenue losses are noted. The municipality has strategies to deal with these two areas:

Water Losses

The losses on water are static, however, strategies to reduce these loses are being implemented and results should be seen in the long term. The Msunduzi Municipality has a Reduction of non-revenue water programme and progress achieved so far as well as the plan moving forward are encapsulated hereunder:

CITY OF CHOICE
PIETERMARITZBURG
MSUNDUZI

Activities Carried Out for Real Loss Initiatives

1.1 Pressure Reducing Valves(PRV) Maintenance and Repairs

- This has been completed in the Old and New City only. In total 40 PRVs were assessed for their status with respect to functioning as designed.

1.2 PRV Optimisation

- This was to ensure that the larger PRV zones would remain discreet by utilising a magnetic valve top on all crown valves as well as upgrading and/or repairing existing PRVs and their chambers;
- To date this project has installed/modified and improved 29 existing PRV installations and their associated bulk meters.
- Upstream and downstream gauges on all PRV's were installed.
- Certain critical point consumers within this zone will have to be rezoned out of the existing zone to eliminate these low pressure pockets influencing the increase in average pressure within the pressure managed zone. Rezoning of this Northdale PRV zone was programmed to commence once the pipe replacement has been completed.
- Delays in progress of SCM 32 of 12/13 can be attributed to the following:
  - Failure to isolate the mainline on planned shutdowns.
  - Breached zones corrupting zone integrity
  - Delivery delays on assets procured
  - Operational assistance due to staff shortages
  - Theft and vandalising of installed assets
  - Locating and servicing relevant valves
  - Replacing meters and damaged infrastructure to further prove system integrity.
  - Completion of the magnetic lock installation program eliminating the constant re-visiting of previously closed boundary valves.

1.3 Advanced Controllers

- The core focus for this initiative was to change install seven i20 advanced PRV controllers for the Municipality. This would decrease the real losses and burst frequency for the Municipality.
- There were delays in the installation and commissioning of the controllers due to the PRV sites not having bulk meters installed.
- Further delays also occurred as some of the zones are breached and only once their boundaries have had magnetic tops installed will the controllers display the savings that are expected of them.
- To date 8 of the 9 controllers have been installed and are discussed individually hereunder. 2 controllers of the 9 were installed in the second phase of the program and will not be reported on in this report.
- P0201 – Oribi – At the end of August the zone was breached and the MNF increased from 4k/hr to 64kl/hr. It was found that the original size of the zone has decreased to a quarter due to operational staff breaching zones in the past. This is currently being rectified by the Professional Team;
- P0202 – Delgairns – This controller feeds an industrial area. The initial MNF was 48kl/hr. The controller was set up during August to deliver 4bar pressure to the critical point (CP). This has reduced the MNF to 36kl/hr or a current saving of **105Ml/annum or approximately R450,000.00/annum**. This saving will increase once the CP pressure is dropped further to 3bar during September.
- P0403 – Otto's Bluff – This controller also feeds an industrial area. The initial MNF was 44kl/hr. The controller was set up during August to deliver 4bar pressure to the critical point (CP). This has reduced the MNF to 28kl/hr or a current saving of **140Ml/annum or approximately R610,000.00/annum**. This saving will increase once the CP pressure is dropped further to 3bar during September. There is a problem in that the upstream pressure is in excess is 12bar which the downstream pressure is below 4bar which is cause for cavitation. It is advised that the Client take steps to reduce the upstream pressure such that the PRV does not cavitate itself.
- P0704 – Royston Road – As of 13 February 2014 the Consultant has brought to light that this zone has been compromised due to a supply breach from an alternate zone. Msunduzi operations together with the Consultant are actively trying to resolve the problem.
- P0908 – Bombay Road – This controller also feeds a residential area. The history to this site is that there were higher than normal burst frequency in the zone. Before the controller could be installed a timer controller was controlling the pressure. Also during that time new pipeline were laid where the majority of the bursts took place which meant the MNF is at a minimum. It is recommended that the i20 controller be removed and used elsewhere and the timer controller be reinstated in this zone.
- P1606 – Wigford Road – The PRV feeding this zone needs to be checked and maintained. Using the profiles for the controller there is definitive proof that PRV is not working correctly. This zone has been flagged as a problem zone.

1.4 Leak Detection and Repair

- A Leak Detection and Repair Contract was drafted and advertised in Phase 3 but will only be awarded in the 2014/15 FY;
- The statistics for the completed work by the Contractor are briefly listed below whilst the full version on their progress can be found in Annex*ure D*:
  - Level 2 Survey – 2,337km surveyed and 2,011 leaks found and repaired;
  - Level 4 Survey – 33km surveyed and 7 leaks found and repaired;

1.5 Creation of new District Metering Areas(DMA)

- Four new DMAs in the CBD were created. They were created to help zone the CBD into more manageable sized areas which would help better control loss rates within the CBD as well as giving the Municipality to find a leak/burst quicker if one occurred.
- In total 67 line valves were cleaned and correctly orientated within the 4 mentioned DMA's improving supply and eliminating restrictions within the reticulation system

1.1 Top Consumer Analysis

- A Top 200 consumer analysis was conducted to pick the largest consuming customers of water within Msunduzi Municipality and changeout their meters. Generally these largest consumers contributed approximately 30% of revenue for Municipalities and as such their meters should be changed out every five years;
- Emanating from this a contract was advertised and awarded.
- The contract time frame was stipulated as 18 months to complete work listed in the Bill of Quantities. After 12 months a total of 227 bulk consumer meters were replaced and upgraded..
- In October 2013 the Auditor General confirmed that the Municipality was possibly going to receive a qualified audit as there was more than 10% of all electricity and water meters that were being estimated for more than 6 months. In response a task team was set up to fast track all non-domestic and domestic meters to be changed out;

1.2 Meter Maintenance and Meter Cleaning

- This initiative was cancelled in the previous FY. The main reason is that when maintenance viz. cutting grass, clearing mud etc. was completed these same exceptions would reappear 6 months later.
- It was decided then that most of these maintenance issues could be avoided in the future if all these below ground meters were changed out to above ground meters and this is what took place in the 2013/14 FY and reported on in the sections below.

1.3 Meter Replacement Program

- There were five plumbing Contractors that were awarded rates based contracts in the form for a two year period to help eliminate the exception reports received from the Income Unit;
- As mentioned previously a task team was set up to help replace as many of the damaged and malfunctioning meters as possible.to this end the five contractors were put on an accelerated program to ensure that the Municipality did not receive a qualified audit;
- At the end of the FY 4,255 domestic meters were replaced.
- Additionally, the Operations Unit were responsible for getting readings for bulk meters that were larger than 25mm in diameter or alternatively replacing them if they were not functioning and/or damaged. During the 2013/14 FY they completed 1,575 meters larger than 25mm in diameter .

1.4 Standpipe Metering

- A standpipe audit was conducted in which approximately 300 of the 730 standpipes could be found. These have been earmarked to be metered in the next FY;
- These standpipe readings have been estimated for more than 24 months and a Garmin with all the meter locations were handed over to the Meter Reading section.
- A pilot project was conducted to try and change the current standpipes to the new vandal-proof "Widget" standpipes and 13 were installed at various locations. Unfortunately most of these have been vandalised and the Municipality are looking at alternative solutions currently.

2. Global Initiatives and Ad-hoc Initiatives

3.2 Telemetry Upgrades

- Telemetry upgrades on all reservoir outlets were completed at the following sites as which include Bisley, Oribi, Murray, Haythorns and Symmons reservoirs.
- Proposed date for completion of Telemetry at Belfort Reservoir is August 2014.

Electricity Losses

The municipality is fighting this scourge of theft of electricity and hopefully as resources are increased and new strategies implemented the municipality will reduce the losses.

The following are in line to eliminate the element of huge losses experienced at electricity due to Technical and Non-Technical losses.

- R100m for Northdale Major Substation upgrade and 132KV City Grid Cable.
- R250m for City Ageing Infrastructure, where R50m out of R250m will be a start for smart metering that will enable the Municipality to read and disconnect remotely. Smart metering is in line with the Legislation requirements.
- R20m from South African National Energy Institute (SANEDI) which is allocated for Electricity Asset Assessment.
- Maintenance is about 95% completion on Electricity Network.
- Informal Settlements are all about 95% complete to minimise illegal connections. By 30 June 2015 they will be complete.

Debtor's Book

Management of debtor's book is receiving close attention as stringent credit control measures will be implemented. TransUnion has been appointed to deal with debtor cleansing which will assist in having a clean debtor's book which will be followed vigorously. These measures will assist in reducing Provision for Doubtful Debts.

Material underspending of capital budget and conditional grants

The challenge is on material underspending on capital budget which impact negatively on service delivery which is an evil and immoral as it deprive the poor communities' basic services has acknowledged.

Extra-ordinary measures have to be implemented in this area to improve services delivery. The weekly meetings chaired by the Municipal Manager are held where both capital and conditional grant monitoring is done and officials held responsible. It is hoped that will change and begin to show great improvement in spending.

Irregular Expenditure

The audit report still indicates weaknesses in the supply chain management which result to irregular expenditure amounting to R27, 483 million. Great strides have been made in this area by implementing controls and processes of identifying contracts which had been awarded to suppliers in contravention of the Local Government: Municipal Supply Chain Management Regulations (SCM Regulations) in an area that is prone to fraud and corruption. Further efforts are being made to enforce strict control measures that will reduce malpractices. One of the strict control measures is that the municipality has appointed TransUnion to identify conflict of interest and non-compliance with the SCM Regulations.

The Accounting will introduce further stringent control measure relating to SMC.

CITY OF CHOICE
PIETERMARITZBURG
MSUNDUZI

CHAPTER 9 – REPORT OF THE AUDIT COMMITTEE & RECOMMENDATIONS OF THE AUDIT COMMITTEE 2013/2014

ANNUAL REPORT OF THE AUDIT COMMITTEE FOR THE PERIOD 01 JULY 2013 TO 30 JUNE 2014

AUDIT COMMITTEE REPORT

The Audit Committee of the Municipality has pleasure in submitting its annual report. This report is submitted in terms of the provisions of sections 121(3) (j), 166(2) (b) and (c) of the Municipal Finance Management Act of 2003 ("the MFMA") and covers the financial period from 1 July 2013 to 30 June 2014.

AUDIT COMMITTEE MEMBERS AND ATTENDANCE

The Audit Committee consist of the members listed hereunder and meets as a minimum, four times a year as per the approved Audit Committee Charter. The composition of the committee was changed by the Council during the cause of the year under review.

Name of Member	Number of Meetings Attended
Mr S Mnguni CA (SA): Chairperson	6
Mr C J S Ngubane (Resigned with effect from 13 November 2013)	1
Mr A Latiff CA (SA) (term of office expired on 30 June 2014)	6
Mrs N R Shezi (appointed with effect from 01/08/2013)	6
Mrs N Gevers CA (SA) (appointed with effect from 01/08/2013)	5
Mr S Ndaba (appointed with effect from 01/04/2014)	2

Overview of Activities

The Committee held 6 meetings during the year on the following dates.
29 August 2013
22 October 2013
25 November 2013
17 December 2013
25 February 2014
08 April 2014
24 June 2014

The Audit Committee has had in-camera meetings with the Executive Manager: Internal Audit Unit as well the Municipal Manager.

The Audit Committee chairperson also availed himself for Executive Committee Meetings to present a report of the Audit Committee.

AUDIT COMMITTEE RESPONSIBILITIES

The Audit Committee has complied with its responsibilities arising from section 166 of the MFMA and clause 14(2) (a) of the Municipal Planning and Performance Management Regulations of 2001. The Audit Committees' work was guided and regulated by an Audit Committee Charter as by Council and discharged all its responsibility as contained therein. The Audit Committee's work was also guided by its work programme that it adopted during the year.

INTERNAL AUDIT INSTITUTIONAL ARRANGEMENT

The Internal Audit Charter as approved by the Audit Committee regulates the work of the Internal Audit.

In terms of S 62 (c) (ii) and S165 (1) of the MFMA each municipality is required to have an internal audit function. S165 (3) allows the municipality to co-source the internal audit function if the municipality requires assistance to develop its internal capacity. The internal audit services were co sourced with four accounting firms.

The Annual Audit coverage plan was submitted to the Audit Committee on 3rd of July 2013.

The Executive Manager: Internal Audit presented a revised and adjusted annual audit coverage plan during the year which was approved by the Audit Committee. The review and adjustments of the annual audit coverage plan were necessitated by a number of factors including the risks that emanated from the risk assessment, compliance issues and other audits.

INTERNAL AUDIT FUNCTION

During this financial year internal audit reports with management comments were presented to the Audit Committee meetings. Issues raised were deliberated and recommendations made to council including recommendation regarding the issues raised by the Auditor-General.

Progress has been made in the Internal Audit Function during the 2013-14 financial year and the internal audit has, as far as possible, complied with its responsibilities arising from its approved Charter.

The Executive Manager: Audit has direct access to the Audit Committee, primarily through its Chairman. During the year, the committee met with the both external auditors and internal audit without management being present.

SYSTEM OF INTERNAL CONTROL

The system of internal control are designed to provide reasonable assurance that the assets are safeguarded and the liabilities and working capital are effectively and efficiently managed and they remain a management responsibility.

The internal audit reports in all the areas audited during the financial year under review indicated that there were some weaknesses in the system of internal control due to a number of reasons including vacancy rate at certain levels, inadequate policies and limited financial resources. The Accounting Officer initiated a process of the review of policies and bylaws and improvement on the system of internal control including but not limited Trade Payables review on monthly basis before payment are realised as well as subjecting any payment documentation to internal audit review during the year under review.

The Audit Committee has noted that there has been improvement on the systems of internal control especially relating to Supply Chain Management processes. However, asset management, monthly financial reporting, expenditure management, revenue management, performance management and computer controls still require improvement.

RISK MANAGEMENT

Risk management has been formalised within the municipality through the establishment of various structures (i.e. Risk Management Committee and Risk Officers/Champions), processes and systems to give effect to Risk Management. Risk assessment workshops with the business units were conducted and risk register and risk management strategy updated during the year.

During the year the top ten (10) significant risks facing the municipality that had been identified in 2012/13 were reviewed twice during the year and management updated their achievement in mitigating against the risks and further updated their strategies aimed at reducing the risks. The report on the two updates made during the year were presented to the Audit Committee

COMBINED ASSURANCE FRAMEWORK

The Audit Committee has considered and supported the combined assurance framework. This framework was approved by Council. Regular engagements occurred between assurance providers to give effect to combined assurance. These engagements will continue in the coming year to make the combined assurance within the municipality more effective.

ANNUAL FINANCIAL STATEMENTS FOR THE YEAR ENDED 30 JUNE 2013

The Audit Committee reviewed both interim financial statements and annual financial statements that were submitted to Auditor-General for audit.

Improvements with respect to the quality of the financial statements were noted during the review of the annual financial statements on the 26th of August 2014. These financial statements were approved at this meeting for submission to the Auditor-General before end of August as required by the MFMA.

PERFORMANCE MANAGEMENT

The Committee had reviewed and considered the quarterly reports by management. Significant improvements were noted in the effectiveness of the performance management processes.

The Audit Committee recommended that the Internal Audit Unit should review the SDBIP before the approval by the Mayor to ensure alignment with IDP and compliance with SMART principles. This review was performed and management attended to all the issues as far as possible during the mid-term review process.

INFORMATION AND COMMUNICATION TECHNOLOGY (ICT)

The Audit Committee noted the findings of Internal Audit Unit. The areas identified for improvement include lack of effective information system back up processes and as well as the Disaster Recovery Plan. The ICT steering committee was established in the previous financial year and this committee is responsible for monitoring the implementation of the recommendations arising from internal and external audit reports, however it was not functional.

The municipality is currently in a process of acquiring ERP system and progress on the matter is being monitored by the Audit Committee.

GOVERNANCE

The municipality is fully committed to good governance and this is evidenced by the improvement in the control environment during the year.

COMPLIANCE WITH LAWS AND REGULATIONS

The Audit Committee has reviewed the effectiveness of the system for monitoring compliance with laws and regulations. Except for the some non-compliance issues with respect to MFMA, the Audit committee is satisfied that the system for monitoring compliance with laws and regulations is effective.

EXTERNAL AUDIT BY AUDITOR-GENERAL (AGSA)

The Audit Committee has reviewed the External Audit scope to ensure the critical areas within the Municipality are being addressed. In addition, the committee reviewed the audit report including issues arising out of the external audit. Based on processes followed and assurances received from the Auditor-General, nothing has come to the committee's attention with regard to any matter concerning the independence of External Auditors.

The Audit Committee concurs with the Auditor-General's conclusions on the annual financial statements, compliance with laws and regulations and performance information and note the improvement in terms of the audit report from qualified audit report in 2012-13 to unqualified audit report for 2013-14.

CONCLUSION

The Committee will continue to monitor progress being made by the municipality in improving overall governance, systems of internal control, risk management and performance management. In addition, the Audit Committee concurs and accepts the conclusion of both the Internal Audit and the Auditor-General on the matters they have raised during their audits.

The Audit Committee wishes to express its sincere gratitude to the Council, EXCO and all those involved in the improvement of systems at the Municipality and to the Municipal Manager and Senior Management for their support during this financial year (2013-14).

Chairperson: Audit Committee
Mr Sandile Mnguni CA (SA)

CITY OF CHOICE
PIETERMARITZBURG
MSUNDUZI

RECOMMENDATIONS OF THE AUDIT COMMITTEE 2013/2014

Table 203 -Municipal Audit Committee Resolutions / Recommendations		
Date of Meeting	**Committee recommendations During 2013/14**	**Recommendations Adopted (enter Yes) / Not adopted (provide explanations)**
3 JULY 2013	**INTERNAL AUDIT: PROGRESS REPORT ON INTERNAL AUDIT FUNCTION FOR THE MONTH OF APRIL (3.10.1.1/R7573)** That the report dated 13 May 2013 by the Executive Manager: Internal Audit incorporating the recommendations of the Operational Management Committee on the activities of the Internal Audit Function for the month of April 2013, be NOTED.	Yes
	INTERNAL AUDIT: PROGRESS REPORT ON INTERNAL AUDIT FUNCTION FOR THE MONTH OF MAY 2013 (3.10.1.1/R7720) That the report dated 7 June 2013 by the Executive Manager: Internal Audit incorporating the recommendations of the Operational Management Committee on the activities of the Internal Audit Function for the month of May 2013, be NOTED.	Yes
	PROPOSED INTERNAL AUDIT AND AUDIT COMMITTEE CHARTERS RESOLUTION OF FULL COUNCIL (3.10.1.1) (a) That the recommendations by the Full Council on the proposed Internal Audit Committee Charters be NOTED, viz: *That the Revised Internal Audit Charter dated 2012/2013 as attached to the report dated 28 September 2012 by the Executive Manager: Internal Audit be APPROVED and ADOPTED.* *That the Revised Audit Committee Charter dated 2012/2013 as attached to the report dated 28 September 2012 by the Executive Manager: Internal Audit be APPROVED and ADOPTED.*	Yes
	DRAFT ANTI-FRAUD AND CORRUPTION POLICY WHISTLE BLOWING POLICY AND ANTI-POLICY AND CORRUPTION STRATEGY RESOLUTION OF FULL COUNCIL (3.10.1.1) (a) That the recommendations by the Full Council Draft Anti-Fraud and Corruption Policy, Whistle Blowing Policy and Anti-Fraud and Corruption Strategy be NOTED, viz: That the Draft Anti-Fraud and Corruption Policy, Whistle Blowing Policy and Anti-Fraud and Corruption Strategy, be APPROVED.	Yes
	JOB DESCRIPTION: PERFORMANCE AND KNOWLEDGE MANAGEMENT SUPPORT OFFICER (4.2.1) (a) That the report dated 24 June 2013 by the Manager: Office of the Municipal Manager incorporating the recommendations of the Strategic Management Committee on Job Description: Performance and Knowledge Management Support Officer, be NOTED. (b) That the Municipal Manager revisits the Job Description of the Performance and Knowledge Management Support Officer to ensure that all gaps that were identified by the Internal Auditors, in their report regarding Quarter 2 Performance Information, were captured accordingly.	Yes
	PERFORMANCE ASSESSMENT SCHEDULE FOR THE 2013/2014 FINANCIAL YEAR (4.7) That the report dated 18 June 2013 by the Manager: Strategic Analysis and Research (Acting) incorporating the recommendations of the Strategic Management Committee, be NOTED.	Yes
	FINAL INTERNAL AUDIT REPORT ON PERFORMANCE INFORMATION QUARTER 2: JUNE 2013 (3.10.1.1) That the report dated 26 June 2013 by the Executive Manager: Internal Audit on the Final Internal Audit Report on performance information quarter 2, be NOTED.	Yes
	FINAL INTERNAL AUDIT REPORT ON THE 2013/14 FINANCIAL YEAR BUDGET REVIEW (3.10.1.1) (a) That the report dated 27 May 2013 by the Executive Manager: Internal Audit incorporating the recommendations of the Strategic Management Committee on the 2013/2014 financial year budget review be NOTED. (b) That the Budget Office responds to all the concerns which were raised under paragraph 4.4 of the report. (c) That the Chief Financial Officer introduces quality control measures in order to address quality issues raised in the report dated 27 May 2013 by the Executive Manager: Internal Audit on the 2013/2014 financial year budget review.	Yes
	DRAFT INTERNAL AUDIT REPORT ON GOVERNANCE REVIEW (3.10.1.1) That the report dated 16 April 2013 by the Executive Manager: Internal Audit incorporating the recommendations of the Strategic Management Committee on the Draft Internal Audit Report on Governance Review be NOTED.	Yes
	REPORT ON TRADE PAYABLES REVIEW FOR THE RUN OF 15 FEBRUARY 2013 (3.7.1(2012/2013/)) That the report dated 12 June 2013 by the Executive Manager: Internal Audit incorporating the recommendations of the Strategic Management Committee on Audit Trade Payable Review for the Run of 15 February 2013 be NOTED.	Yes

Table 203 -Municipal Audit Committee Resolutions / Recommendations

Date of Meeting	Committee recommendations During 2013/14	Recommendations Adopted (enter Yes) / Not adopted (provide explanations)
	REPORT ON TRADE PAYABLES REVIEW FOR THE RUN OF 28 FEBRUARY 2013 (3.7.1(2012/2013/)) That the report dated 12 June 2013 by the Executive Manager: Internal Audit incorporating the recommendations of the Strategic Management Committee on Audit Trade Payable Review for the Run of 28 February 2013 be NOTED.	Yes
	REPORT ON TRADE PAYABLES REVIEW FOR THE RUN OF 15 MARCH 2013 (3.7.1(2012/2013/)) That the report dated 12 June 2013 by the Executive Manager: Internal Audit incorporating the recommendations of the Strategic Management Committee on Audit Trade Payable Review for the Run of 15 February 2013 be NOTED.	Yes
	REPORT ON TRADE PAYABLES REVIEW FOR THE RUN OF 31 MARCH 2013 (3.7.1(2012/2013/)) That the report dated 12 June 2013 by the Executive Manager: Internal Audit incorporating the recommendations of the Strategic Management Committee on Audit Trade Payable Review for the Run of 31 February 2013 be NOTED.	Yes
	REPORT ON TRADE PAYABLES REVIEW FOR THE RUN OF 15 APRIL 2013 (3.7.1(2012/2013/)) That the report dated 12 June 2013 by the Executive Manager: Internal Audit incorporating the recommendations of the Strategic Management Committee on Audit Trade Payable Review for the Run of 15 April 2013 be NOTED.	Yes
	REPORT ON TRADE PAYABLES REVIEW FOR THE RUN OF 15 MAY 2013 (3.7.1(2012/2013/)) That the report dated 12 June 2013 by the Executive Manager: Internal Audit incorporating the recommendations of the Strategic Management Committee on Audit Trade Payable Review for the Run of 15 May 2013 be NOTED.	Yes
	REPORT ON TRADE PAYABLES REVIEW FOR THE RUN OF 31 MAY 2013 (3.7.1(2012/2013/)) That the report dated 12 June 2013 by the Executive Manager: Internal Audit incorporating the recommendations of the Strategic Management Committee on Audit Trade Payable Review for the Run of 31 May 2013 be NOTED.	Yes
	ANNUAL AUDIT PLAN: STATUS ON THE IMPLEMENTATION OF THE ANNUAL AUDIT PLAN FOR 201/13 (3.10.1.1) That the schedule on status on the implementation of the Annual Audit Plan for 2012/13 by the Executive Manager: Internal Audit, be NOTED.	Yes
	RISK ASSESSMENT REPORT: RISK REGISTER AND RISK MANAGEMENT STRATEGY (10.4.1) That the Audit Committee notes the report dated 26 June 2013 by the Executive Manager: Internal Audit on Risk Assessment as well as the unconfirmed minutes of the Risk Management Committee.	Yes
	INSURANCE CLAIMS RECOVERED: STATUS OF CLAIMS ARISING FROM DAMAGE TO COUNCIL PROPERTY: MARCH, APRIL & MAY 2013 (3.9) That the report dated 25 March 2013 by the Process Manager: Expenditure on the status of insurance recoveries from third parties on damages to municipal property as at March 2013, be NOTED.	Yes
	STATUS OF INSURANCE CLAIMS: MARCH, APRIL & MAY 2013 (3.9) That the report dated 26 March by the Chief Financial Officer on the Status of Insurance claims for March, be NOTED. That the report dated 20 June 2013 by the Process Manager: Expenditure incorporating the recommendations of the Finance Committee, be NOTED.	Yes
	MONTHLY REPORT APRIL 2013: SECTION 71 OF MUNICIPAL FINANCE MANAGEMENT ACT NO. 56 OF 2003 (3.7.P) That the report dated 12 June 2013 by the Manager: Budget incorporating the recommendations of the Strategic Management Committee on Section 71 as at the end of April 2013, be NOTED.	Yes
	READINESS REGARDING COMPILATION OF 2012/2013 ANNUAL FINANCIAL STATEMENTS (3.1.1 (2012/2013) That the report dated 24 June 2013 by the Process Manager: Budget and Finance incorporating the recommendations of the Strategic Management Committee on the plans and checklist for annual financial statement preparation be NOTED.	Yes

Table 203 -Municipal Audit Committee Resolutions / Recommendations		
Date of Meeting	**Committee recommendations During 2013/14**	**Recommendations Adopted (enter Yes) / Not adopted (provide explanations)**
	FINANCIAL MANAGEMENT GAP ANALYSIS (10.4.1) That the verbal report by the Chief Financial Officer on the Financial Management Gap Analysis be NOTED; it being noted that a written report will be submitted at the next meeting of the Audit Committee.	Yes
	AUDIT COMMITTEE ANNUAL WORK PLAN FOR 2013/14 FINANCIAL YEAR (3.10.1.1) That the undated schedule by the Executive Manager: Internal Audit on the Audit Committee Annual Work Plan for 2013/14 Financial Year, be NOTED.	Yes
	AUDITOR – GENERAL MATTERS That the undated schedule by the Municipal Manager on Audit findings by the Auditor General be NOTED.	Yes
	THREE YEAR ROLLING AUDIT PLAN FOR 2013/14, 2014/15 & 2015/16: YEAR 1 AND OTHER OUTER YEARS (3.10.1.1) **REPORT ON FORENSIC INVESTIGATION INTO ALLEGED THEFT BY CASHIERS AT EDENDALE CASHIER'S OFFICES: MSUNDUZI MUNICIPALITY (6.4.1)** **SECOND PROGRESS REPORT ON THE MARKET CONSULTING ACTIVITY BY INTERNAL AUDIT UNIT (3.10.1.1/R7677)** **FINAL INTERNAL AUDIT REPORT ON THE AUDIT OF HOUSING RENTAL STOCK (3.10.1.1/R7764)** **FINAL REPORT: FORENSIC INVESTIGATION INTO ALLEGATIONS OF IRREGULARITIES WITHIN THE HOUSING UNIT (6.4.1)** **APPLICATION FOR THE WRITE OFF OF IRREGULAR EXPENDITURE FOR THE YEAR ENDED JUNE 2012 AND 12/13 FINANCIAL YEAR EXPENDITURE** **CONFIRMATION OF CONFIDENTIAL MINUTES-30 April 2013**	Yes
29 AUGUST 2013	**AUDIT STRATEGY (3.10.1.1)** That the report dated 30 June 2013 by the Office of the Auditor General on the Audit Strategy be APPROVED.	Yes
	ANNUAL FINANCIAL STATEMENTS FOR 2012/2013 FINANCIAL YEAR (3.7.1 (2012/2013)) That the presentation by the Chief Financial Officer on the Annual Financial Statements for 30 June 2013 be NOTED.	Yes
	FINAL INTERNAL AUDIT REPORT ON THE REVIEW OF THE ANNUAL FINANCIAL STATEMENTS FOR THE PERIOD ENDING 30 JUNE 2013 (3.10.1.1) (a) That, subject to approval by the Internal Audit Business Unit, the report dated 7 August 2013 by the Executive Manager: Internal Audit on the review of the Annual Financial Statements for the period ending 30 June 2013, be APPROVED. (b) That the Annual Financial Statements for the year ended 30 June 2013 be APPROVED subject to Internal Audit and Audit Committee issues being addressed.	Yes
	4TH QUARTERLY AND ANNUAL REPORT ON THE 2012/2013 SERVICE DELIVERY AND BUDGET IMPLEMENTATION PLAN (SDBIP): JUNE (10.4.1) That the 4th quarterly report dated 22 July 2013 by the Manager: Strategic Analysis and Research (Acting) on the 2012/2013 Service Delivery and Budget Implementation Plan (SDBIP) be APPROVED subject to submissions being made to the Executive Manager: Internal Audit for review purposes.	Yes
	INTERNAL AUDIT: PROGRESS REPORT ON INTERNAL AUDIT FUNCTION FOR THE MONTH OF JUNE 2013 (3.10.1.1) That the report dated 25 July 2013 by the Executive Manager: Internal Audit on the activities of the Internal Audit Function for the month of June 2013, be NOTED.	Yes
	REPORT ON INTERNAL AUDIT FUNCTION FOR THE MONTH OF JULY 2013 (3.10.1.1) That the report dated 29 July 2013 by the Executive Manager: Internal Audit on the Internal Audit Function for the month of July 2013 be NOTED.	Yes

Table 203 -Municipal Audit Committee Resolutions / Recommendations

Date of Meeting	Committee recommendations During 2013/14	Recommendations Adopted (enter Yes) / Not adopted (provide explanations)
	INTERNAL AUDIT REPORT ON AUDIT ON CONDITIONAL GRANTS AND INVESTMENTS (3.10.1.1) (a) That the findings and management comments in the report dated 13 June 2013 by the Executive Manager: Internal Audit be NOTED. (b) That the investment policy should provide mechanisms aimed at gaining the highest possible return without undue risk during the period when the funds are not needed; furthermore, it should provide direction with regards to the overall cash management within the municipality as well as the financial procedures and processes. (c) That the investment register be linked to the cash flow forecast to enable management to make sound investments decisions. (d) That the Chief Financial Officer ensure that the review of the financial report is prepared by the Project Management Unit together with the investment register to ensure adequate reconciliation of the two financial reporting documents. (e) That the Accountant: Budget Office report to the Chief Financial Officer/Accounting Officer all divisions that are not submitting Business Plans to her office and those officials be dealt with decisively. (f) That the Accounting Officer or his delegate ensure that the line item cash flow projections are submitted for review by the Strategic Management Committee two months before the start of the new financial year. (g) That the Chief Financial Officer allocate final vote numbers to ALL budget items and supply the Municipal Manager and all departmental heads a copy of the budget with vote numbers and key performance indicators for each vote; it being noted that a detailed and comprehensive timetable for the compilation, consultation, review, amendment, completion and approval of the budget must be formulated by the Chief Financial Officer and adhered to. (h) That the Deputy Municipal Manager responsible for Municipal Infrastructure Grants and other Infrastructure projects ensure that there is a comprehensive project plan for each budgeted project, incorporating all requisite municipal (governance and compliance) processes. (i) That the Chief Financial Officer create a vote and the budget for the respective projects for the Supply Chain Management to place tender adverts for the ensuing year; and that a clearing account be created in the old financial year which can be used for advertising purposes of the proposed projects to be reimbursed by Municipal Infrastructure Grant in the next financial year. (j) That the business plans be drawn up and submitted to the officials who are responsible for budget preparation and for obtaining high level budget/vote approval. (k) That the Accounting Officer address the non-cooperation by responsible officials with the responsible Deputy Municipal Managers as they are key in the development of cash flow projections. (l) That comprehensive execution plans for each project, in consultation with Project Managers who are key in driving the project on the ground, be formulated once the high level budget has been approved. (m) That the stepped project cash flows (emanating from the execution plan), be developed in consultation with the Finance Administrators to be used as a baseline for progress management (% of completion method). (n) That deviations from planned cash flow be analysed by the Project Manager to determine any corrective actions required for the remaining work. (o) That a Policy on Borrowings which governs taking up of new loans, as well as maintenance and redemption of existing loans, be developed and adopted by Council. (p) That the policy referred to in (o) above, with procedures, should specifically address aspects such as, inter alia, viz. (i) Statutory conditions and requirements under which municipal debt may be incurred. (ii) Record operational circumstances under which the municipality may borrow money. (iii) Security. (iv) Describe the conditions that must be adhered to by the Accounting Officer or his /her delegate when a prospective loan application is submitted to Council for approval. (v) Set out the internal control measures applicable to the maintenance and redemption of loans. (vi) Reporting and Monitoring Procedures: Ensure timeous reporting on the loans register as required by the Act and in accordance with Generally Recognized Accounting Practice. (vii) Set out the key performance indicators to assess financial viability and ensure responsible access to the money market. (q) That the Policy on Borrowings referred to in (o) above should be reviewed annually for any changes in legislation and adopted by Council.	Yes

Table 203 -Municipal Audit Committee Resolutions / Recommendations		
Date of Meeting	**Committee recommendations During 2013/14**	**Recommendations Adopted (enter Yes) / Not adopted (provide explanations)**
	FINAL INTERNAL AUDIT REPORT ON THE AUDIT OF PERFORMANCE INFORMATION QUARTER 3 OF 2012/2013 (3.10.1.1) (a) That the findings, management comments and recommendations made in the final Internal Audit report on the Audit of Performance Information Quarter three of 2012/2013 be NOTED. (b) That the agreed action plan as contained in the report be monitored through the submission of progress reports to the Strategic Management Committee and thereafter to the Audit Committee. (c) That the Deputy Municipal Managers must take overall responsibility for the Portfolio of Evidence for their respective units.	Yes
	FINAL INTERNAL AUDIT REPORT ON REVIEW OF THE 2013/2014 INTEGRATED DEVELOPMENT PLAN (IDP), SERVICE DELIVERY AND BUDGET IMPLEMENTATION PLAN (SDBIP) AND OPERATIONAL PLANS (3.10.1.1) (a) That the findings, management comments and recommendations made in the final Internal Audit report on the Review of the 2013/2014 IDP, SDBIP and Operational Plans be NOTED. (b) That the agreed action plan as contained in the report be monitored through the submission of progress reports to the Strategic Management Committee and thereafter to the Audit Committee.	Yes
	FINAL INTERNAL REPORT ON THE AUDIT OF PROMIS EXPENDITURE SYSTEM AND THE SERVER (3.10.1.1) (a) That the findings, management comments and recommendations made in the final Internal Audit report on the Audit of PROMIS Expenditure System and Server be NOTED (b) That the agreed action plan as contained in the report be monitored through the submission of progress reports to the Strategic Management Committee and thereafter to the Audit Committee.	Yes
	INTERNAL AUDIT 2012/2013 ANNUAL AUDIT PLAN STATUS UPDATE (3.10.1.1) That the report dated 20 August 2013 by the Executive Manager: Internal Audit on the status update of the 2012/2013 Annual Audit Plan be NOTED.	Yes
	INTERNAL AUDIT 2013/2014 ANNUAL AUDIT PLAN STATUS UPDATE (3.10.1.1) That the report dated 20 August 2013 by the Executive Manager: Internal Audit on the status update of the 2013/2014 Annual Audit Plan be NOTED.	Yes
	MONTHLY REPORT ON SECTION 66 OF THE MUNICIPAL FINANCE MANAGEMENT ACT (MFMA) No. 56 OF 2003 FOR MAY 2013 (3.P) That the report dated 6 June 2013 by the Chief Financial Officer on Section 66 of the Municipal Finance Management Act (MFMA) No. 56 of 2003 for the month of May be NOTED.	Yes
	MONTHLY REPORT ON SECTION 71 OF THE MUNICIPAL FINANCE MANAGEMENT ACT (MFMA) No. 56 OF 2003 FOR MAY 2013 (3.P) That the report dated 6 June 2013 by the Chief Financial Officer on Section 71 of the Municipal Finance Management Act (MFMA) No. 56 of 2003 for the month of May be NOTED.	Yes
	KEY FINANCIAL INDICATORS/ CASH FLOW FOR THE PERIOD JULY 2012 TO JUNE 2013 (YEAR-TO-DATE) MAY 2013 (3.7.1 (2012/2013)) That the report dated 7 June 2013 by the Manager: Financial Services on Key Financial Indicators/ Cash Flow for the period July 2012 to June 2013 (Year-To-Date) May 2013 be NOTED.	Yes
	1ST MONTHLY REPORT ON THE 2013/2014 SERVICE DELIVERY AND BUDGET IMPLEMENTATION PLAN (SDBIP) AND OPERATIONAL PLAN (OP) – MONTH ENDING JULY 2013 (10.4.1) That the report dated 25 July 2013 by the Manager: Strategic Analysis and Research (Acting) on the 2013/2014 Service Delivery And Budget Implementation Plan (SDBIP) and Operational Plan (OP) – month ending July 2013 be NOTED.	Yes
Confidential 22 OCTOBER 2013	**INTERNAL AUDIT 2013/2014 ANNUAL AUDIT PLAN STATUS UPDATE (3.10.1.1)** That the report dated 15 October 2013 by the Executive Manager: Internal Audit on the Internal Audit 2013/2014 Annual Audit Plan Status Update be NOTED.	Yes

Table 203 -Municipal Audit Committee Resolutions / Recommendations		
Date of Meeting	**Committee recommendations During 2013/14**	**Recommendations Adopted (enter Yes) / Not adopted (provide explanations)**
	INTERNAL AUDIT REPORT ON LEAVE MANAGEMENT (3.10.1.1) That the findings and management comments in the Internal Audit Report on Leave Management attached to the report dated 19 August 2013 by the Executive Manager : Internal Audit be NOTED. That the DMM: Corporate Services (Acting) ensures that Human Resources issues monthly outstanding leave schedules to each line manager in order to validate and confirm the leave being taken by staff. That Deputy Municipal Manager: Corporate Services ensures that a leave policy be developed which should include the following : That the recommendations contained in the Internal Audit Report on Leave Management attached to the report dated 19 August2013 by the Executive Manager: Internal Audit be ADOPTED. That management should ensure that the leave policy is approved by Council and circulated to staff as soon as possible. That old leave books should be collected from all business units and defaced to ensure that only the current leave books are in circulation. That the Human Resources unit should be instructed not to accept leave forms completed using the old leave books. That in instances where the old leave book is used, leave balances should be manually completed on the leave form and signed off by the respective Human Resources representative. That evidence of leave captured on the system should be provided to the line manager/supervisor as evidence thereof. That leave forms should be signed by the supervisor/manager as evidence of review and approval. That the administration officials responsible for processing the leave applications should inspect the forms and confirm that it is adequately approved; and if not; the forms should be sent back to the respective departments. That line managers should ensure that leave applications are checked against supporting documentation prior to approval. That respective Human Resources Support Services Managers should be provided with an audit trail report of all leave taken for the month to be reviewed against supporting documentation. That the audit trail reports should also indicate any deleted or amended leave records on the system. That these audit trail reports should be signed off as evidence of review. That PAYDAY system support should be called in to restore all deleted audit trails and to program the system in such a manner that audit trails can never be deleted or amended. That an audit trail report of leave captured monthly should be generated and reviewed by the respective Human Resources Managers on a monthly basis. That this report referred to in (xiv) above should be reviewed against the physical leave forms. That this report referred to in (xiv) above should be signed off as evidence of review and approval. That errors and omissions identified should be rectified promptly. That the Deputy Municipal Manager: Corporate Services (Acting) should consider an online leave application process which would alleviate the use of manual application forms; as this would reduce the risk of unapproved leave as the approval process will be automated and leave balances will also be automatically reduced after leave is approved, which would result in a more accurate leave pay provision. That the Deputy Municipal Manager : Corporate Services (Acting) should consider doing spot checks of the leave forms received by the Pay Office an those maintained in the leave books by the various departments; this to ensure that they are captured timeously on the system to reflect accurate records.	Yes

Table 203 -Municipal Audit Committee Resolutions / Recommendations		
Date of Meeting	**Committee recommendations During 2013/14**	**Recommendations Adopted (enter Yes) / Not adopted (provide explanations)**
	FINAL INTERNAL AUDIT REPORT ON THE AUDIT OF REVENUE MANAGEMENT (3.10.1.1) That the report dated 21 August 2013 incorporating the recommendations of the Strategic Management Committee and the report dated 7 August 2013 by the Executive Manager: Internal Audit containing the findings, recommendations and management comments in respect of the Audit of Revenue Management be NOTED. That the Chief Financial Officer be directed to develop and implement an action plan to address findings contained in the Internal Audit Report that relate to her business unit, as well as a consolidated action plan to be submitted to the Strategic Management Committee and thereafter to the Audit Committee. That the Deputy Municipal Manager : Economic Development be directed to develop and implement an action plan to address findings 5.3.25 to 5.3.29 as contained in the Internal Audit Report and relate to his business unit, to be submitted to the Strategic Management Committee. That the Deputy Municipal Manager : Community Services (Acting) be directed to develop and implement a plan of action to address findings contained in the report that relate to her business unit, to be submitted to the Strategic Management Committee. That the Chief Financial Officer be directed to develop an implement an action plan to address findings contained in the Internal Audit Report, to be submitted to the Strategic Management Committee. That the Chief Financial Officer be directed to develop and implement a comprehensive and effective Revenue Collection and Debt Reduction Strategy that has clear activities assigned responsibilities and timelines. That the Chief Financial Officer report on a monthly basis to the Strategic Management Committee and quarterly to the Audit Committee on the implementation of the Revenue Collection and debt Reduction Strategy referred to in (f) above. That the development and implementation of the action plan to address the findings reflected in the Audit on Revenue Management be included as a KPI in the Performance Agreements of the Chief Financial Officer and Process Manager : Revenue.	Yes
	FINAL INTERNAL AUDIT REPORT ON SUPPLY CHAIN MANAGEMENT (3.10.1.1) That the findings, management comments and recommendations made in the Final Internal Audit Report on Supply Chain Management, as contained in the attachment to the report dated 2 October 2013 by the Executive Manager: Internal Audit be NOTED. That the implementation of the agreed action plan, as contained in the report, be monitored through progress reports to the Strategic Management Committee and Audit Committee.	Yes
	FINAL INTERNAL AUDIT REPORT ON THE FOLLOW-UP ON PAYROLL MANAGEMENT (3.10.1.1) That the findings, management comments and recommendations made in the Final Internal Audit Report on the Follow-up on Payroll Management, as contained in the attachment to the report dated 25 September 2013 by the Executive Manager: Internal Audit. That the implementation of the agreed action, as contained in the report, be monitored through progress reports to the Strategic Management Committee and Audit Committee. That the Deputy Municipal Manager : Corporate Services (Acting) in consultation with the Chief Financial Officer ensures that funding be set aside for the implementation of a Tracker System, in order to be able to track resolutions of all meetings of the Council. That the Chief Financial Officer ensures that the outstanding amount of R51 028.38 is recovered from Councillor TR Zuma as a matter of urgency as the amount of R46059.88 was recovered from his back pay for the period July 2012 to December 2012; it being noted that he was overpaid a total amount of R97 088.26 and the Audit Committee is concerned and disappointed that as per a previous resolution taken the recovery was not done. That the Chief Financial Officer ensures that the outstanding amount from Councillor TR Zuma is included in the Annual Financial Statements for disclosure purposes as irregular expenditure and the Annual Financial Statements be adjusted accordingly. That the Chief Financial Officer ensures that there should be basic access controls on the PAYDAY system in order to determine users undertaking any adjustments which may be required.	Yes

Table 203 -Municipal Audit Committee Resolutions / Recommendations

Date of Meeting	Committee recommendations During 2013/14	Recommendations Adopted (enter Yes) / Not adopted (provide explanations)
	REPORT ON AUDIT ON TRADE PAYABLE FOR THE RUN OF 15 AND 31 AUGUST 2013 AND 30 SEPTEMBER 2013 (3.10.1.1) (a) That the weaknesses highlighted in the following reports be NOTED, viz. (i) Internal Audit Report on Trade Payables review for the run of 15 August 2013. (ii) Internal Audit Report on Trade Payables review for the run of 31 August 2013. (iii) Internal Audit Report on Trade Payables review for the run of 15 September 2013. (iv) Internal Audit Report on Trade Payables review for the run of 30 September 2013. (b) That the Chief Financial Officer ensures that a report in respect of where orders may have been paid more than once and those that contain duplicate order numbers, be submitted to the next Audit Committee.	Yes
	REPORT ON CONSUMER REFUNDS FOR THE MONTHS OF FEBRUARY, MARCH AND APRIL (3.10.1.1) (a) That the negative implications that will be encountered by the municipality as a result of the continuing weak system of internal control relating to consumer refunds be NOTED. (b) That the reputational risk that is increasing as a result of lack of timely payment of consumer refunds to consumers be NOTED. (c) That the negative implications that will be encountered due to non-implementation of the resolutions of the Strategic Management Committee emanating from the Internal Audit Report on Consumer Refunds for February 2013 dated 20 March 2013 be NOTED. (d) That the negative impact on that will be created as a result of weaknesses of systems of internal control in the validations section appear to be the weakest link in the Consumer Refund process as they deal with all issues of consumption and fixed charges, be NOTED. (e) That the Chief Financial Officer institute disciplinary measures as it is evident that insufficient reviews were performed when processing these refunds. (f) That the Chief Financial Officer submits a progress report in respect of the employees who were charged with misconduct in respect of irregular refunds. That the Chief Financial Officer ensures that a policy in respect of consumer refunds be developed; it being noted that the issue of tenant /landowner consumer refunds should also be revisited in terms of the policy.	Yes
22 OCTOBER 2013	**ANNUAL FINANCIAL STATEMENTS FOR 2012/2013 FINANCIAL YEAR (3.7.1(2012/2013))** That an implementation plan in respect of collections with regards to government debtors be developed; it being noted that the current status of operations and the way forward in terms of what is required be submitted to the next Audit Committee meeting.	Yes
	INTERNAL AUDIT REPORT ON AUDIT ON CONDITIONAL GRANTS AND INVESTMENTS (3.10.1.1) The Chief Financial Officer ensures that a report on the Conditional Grants and Investments be placed on the Audit Committee agenda for discussion thereof at future meetings. That the Chief Financial Officer ensures that the applications for rollovers should be the end of August and that the rollover schedules should accompany the Annual Financial Statements on 31 August, annually. That the Chief Financial Officer ensures that the Annual Financial Statements that are to be submitted to the Auditor General should also be submitted to Provincial and National Treasury, simultaneously. That the Chief Financial Officer ensures that a schedule on all policies is submitted to the next Audit Committee meeting in order to inform members of the progress pertaining to each one.	Yes
	FINAL INTERNAL AUDIT REPORT ON THE AUDIT OF PERFORMANCE INFORMATION QUARTER 3 OF 2012/2013 (3.10.1.1) That the Manager: Office of the Municipal Manager ensures that an accurate performance framework be developed in order to determine the expectations of the Portfolio of Evidence and a report be submitted to the next Audit Committee meeting.	Yes
	FINAL INTERNAL AUDIT REPORT ON REVIEW OF THE 2013/2014 INTEGRATED DEVELOPMENT PLAN (IDP), SERVICE DELIVERY AN BUDGET IMPLEMENTATION PLAN (SDBIP) AND OPERATIONAL PLANS (3.10.1.1) That the Manager : Office of the Municipal Manager ensures that a plan of action and progress reports in respect of the abovementioned item be submitted to the next Audit Committee meeting.	Yes

Table 203 -Municipal Audit Committee Resolutions / Recommendations		
Date of Meeting	**Committee recommendations During 2013/14**	**Recommendations Adopted (enter Yes) / Not adopted (provide explanations)**
	MATTERS RAISED BY THE MUNICIPAL MANAGER That the Municipal Manager conducts a presentation of the Municipality in order to ensure that the new Audit Committee members have a better understanding of the operations within the Municipality, at the next meeting of the Audit Committee.	Yes
	INTERNAL AUDIT: PROGRESS REPORT ON INTERNAL AUDIT FUNCTION FOR THE MONTH OF AUGUST 2013 (3.10.1.1) That the report dated 25 September 2013 by the Executive Manager: Internal Audit incorporating the recommendations of the Operational Management Committee on the activities of the Internal Audit Function for the month of August 2013 be NOTED.	Yes
	INTERNAL AUDIT REPORT OF THE INTERNAL AUDIT FUNCTION FOR THE MONTH OF SEPTEMBER 2013 (3.10.1.1) That the report dated 15 October 2013 incorporating the recommendations of the Operational Management Committee on the activities of the Internal Audit Function for the month of September 2013 be NOTED.	Yes
	FOURTH REPORT ON THE MARKET CONSULTING ACTIVITY BY THE INTERNAL AUDIT UNIT (3.10.1.1) That item on the Fourth Report on the Market Consulting Activity by the Internal Audit Unit be referred back to the Strategic Management Committee taking into account the review of the organogram, the reporting structures at the market and Financial Services oversight of the Market, in order to ensure improvement is sustained and the vacancies are filled as a matter of urgency. That a comprehensive report be submitted to Strategic Management Committee in the first instance and thereafter to the next Audit Committee meeting, giving reasons for making the market a separate legal entity and the cost benefit analysis involved.	Yes
	THIRD REPORT ON THE MARKET CONSULTING ACTIVITY BY THE INTERNAL AUDIT UNIT (3.10.1.1) That prior to the report being submitted to the Audit Committee, the Chief Financial Officer convenes a meeting for discussions to be held with the Deputy Municipal Manager: Corporate Services (Acting) and Deputy Municipal Manager: Economic Development in respect of an action plan to address the issues raised in the report, which is to be submitted to the next Audit Committee meeting and is as follows: (a) That reconciling the items should be assessed, investigated and the evidence evaluated before a final decision is made on whether the items should be written off or written back. (b) That, using the completed bank reconciliation of April 2013 and against a backdrop of approximately R20 to R30 million being transacted monthly through the Market bank account, the following action be taken, viz. Write off returned cheques as some of them date back as far as 2009 and the probability is high that these buyers no longer trade with the market, eg One cheque of R30 000 relates to an agent that was subsequently liquidated and has left the Market; it being noted that the Market currently does not accept cheques unless they are bank guaranteed and this option is limited to the Market's nine main customers; this proposed total write-off amounts to R170 000. Write-off a difference in cheque amount and bank statement dating back to 2010; a total write-off amount of R2000. Investigate deposits receipted not processed by bank to the extent that amounts are assessed as being irrecoverable, eg The liquidated agents mentioned above and a previous tenant who has left the Market from part of these deposits and should be excluded from the investigation; a total amount of R150 000, with R120 000 to be investigated and R30 000 to be written-off. Investigate two deposit slips of R111 000 and R171 000 not processed by the bank as these could be errors in the cash book but need further investigation. Cheque processed in the cash book but not presented for payment at the bank be written back to the bank ledger account; it being noted that a significant amount of R1 568 million which forms part of an internal process with Finance makes up the bulk of this reconciliation; noting further that Finance does a monthly transfer between the Market's bank account and Finance's bank account, reducing the Market's bank account with the previous month's net 'income' as investigations revealed that no transfer took place for March 2012; noting that all other amounts are cheques relating periods prior to July 2012 and would normally, as per Municipal Guidelines, require a write back after a three month period; this amounts to a total of R1 650 million, with a write back of R1 650 million and investigation to ascertain whether Finance wants to journalise the R 1 568 million to their account.	

Table 203 -Municipal Audit Committee Resolutions / Recommendations

Date of Meeting	Committee recommendations During 2013/14	Recommendations Adopted (enter Yes) / Not adopted (provide explanations)
	Deposits in the bank account and not in the cash book relate to the 2011 year and since no claim to these have been made, they should be written back to the bank ledger account; a total write back of R16 000. Direct deposits received but not yet receipted needs to be fully investigated as these monies do not belong to the Market, they date back to 2011 and upon review relate to rental deposits and buyer deposits; it being noted that deposits relate to old buyers who no longer trade with the Market should be written back to the bank ledger account and current buyers should be receipted; noting further that all rental deposits have already been reviewed and these have been taken into account in the debtors work performed and they will be receipted in the current month; noting that there will always be a legitimate reconciling item of approximately R200 000-R300 000 in this category due to timing differences between the buyers deposit into the Market bank account and issuing of receipts; this amount leads to total of R890 000, with the remaining R590 000 being investigated and receipted. Process Manager: Budget and Treasury to give the necessary approval for the passing of relevant journal entries. The refund of R10 000 deposit should be paid, taking into account the fact that the internal processes of the municipality cannot prove that the deposit was credited to the buyer's account and the buyer used the funds, nor can they prove the amount was previously refunded to the buyer; it being noted that the guarantee deposit slips presented by the buyer are authentic in nature, they are original official Market documents and there is no legal defence in withholding the deposit. The 1500 deposit does not have to be refunded as the buyer holds no deposit slip, cannot recall exactly when the deposit was made and cannot prove to the Market that he is entitled to the R1500 deposit; it being noted against this that the card belongs to the owner of Jan Richter Centre who since 1998 still continues to trade with the Market on behalf of his old age home, noting further that he could take up the issue and bring upon some negative publicity to the Market and the Municipality, the effect of this should be weighed against a potential loss of R1500, if indeed the money was credited or refunded to him in the past; taking cognisance of the fact that legally he is not entitled to the refund and the facts of the case will be published as such should he choose to make an issue, and in addition any commercial transaction will not entitle you to a refund without proof of deposit. (c) That, in appointing the Principal Accountant, the following should be considered as the role he/she has to play, viz. The Principal Accountant's role at the Market is heavily weighted on the financial accounting side so one would expect a specialist accountant to fill the role. The role does present some fair challenges at the job grade that it is pitched as, so a good understanding of financial principles is a key. The Principal Accountant holds a senior position on the Market structure. The position is the only finance position in the entire structure, there is no finance team and the incumbent is expected to be the Market's financial expert. In the new Market structure which has been approved by Council, six people report to the Principal Accountant with three direct reports. Therefore the incumbent should have a fair level of management experience behind him/her to adequately handle issues from the Chief Cashier with 18 years municipal experience and the Systems Administrator with 10 years municipal experience, who do challenge the management from time to time. The incumbent needs to mentor, guide and most importantly to be able to make management decisions on a daily basis. The incumbent also needs to be a strong personality to deal with the Agents who can be tough. (d) That the Deputy Municipal Manager : Corporate Services (Acting) seek legal opinion on the contract of employment of Nomhle Ndlela in order to stop the speculation that is being made in certain quarters within the municipality. (e) That it should be noted that the Consultant's last day at the Market is 28 June 2013 and if there is any need for extension such request must be put in writing to Deloitte.	

Table 203 -Municipal Audit Committee Resolutions / Recommendations		
Date of Meeting	**Committee recommendations During 2013/14**	**Recommendations Adopted (enter Yes) / Not adopted (provide explanations)**
	FINAL AUDIT REPORT ON THE AUDIT OF ASSET MANAGEMENT (3.10.1.1) (a) That the findings and recommendations made on the final Internal Audit report dated 6 August 2013 by the Executive Manager: Internal Audit on the audit of Asset Management be NOTED. (b) That the Strategic Management Committee monitor implementation of the agreed action plan as contained in the report, through progress reports to the Strategic Management Committee and thereafter the Audit Committee. (c) That it be noted that the conditional assessment of the asset useful life was not performed for the assets that were not physically verified during the verification process as well as on Infrastructure Assets to test for indicators of impairments. (d) That it be noted that the exercise of identifying and obtaining value of heritage assets has not been performed. That it be noted that the value of assets as per the fixed asset register is R6.5 billion and this is a material balance on the financial statements of the municipality, therefore failure by the accounting officer to provide evidence on the existence, valuation and completeness of assets could lead to a qualified audit report by the Auditor General. That it be noted that Professor Nyembezi Building is classified as property, plant and equipment in the fixed asset register, however this building is used for administrative purposes (offices) and for investment purposes (shopping centre, lease out car park and taxi rank); it being noted further that the administrative and investment portions of this property can be leased or sold or leased out separately and the investment area has been valued separately and has separately identified costs as follows, viz. **Building component** — **Cost** Shopping centre — R 40 million Parking area — R 50 million Taxi Rank — R 24 million Workshop — R 10 million Offices — R 42 million Total Cost of building block — R164 million That the Deputy Municipal Manager : Corporate Services (Acting) and the Chief Financial Officer prioritise the evaluation and filling of the Senior Manager for Asset Management and other critical staff in the same component. That the municipality's infrastructure assets that are deteriorating in value and in use due to lack of regular maintenance be priorities for funding for maintenance at 2% of the value of the assets as per the National Treasury norm in the Mid-term Budget Review Process and in the Budget of the 2014/2015 financial year.	Yes
	RISK MANAGEMENT STRATEGY STATUS UPDATE (3.10.1.1) That the report dated 18 October 2013 by the Executive Manager: Internal Audit on the progress made in the implementation of the Risk Management Strategy be NOTED. That the Municipal Manager ensures that the Risk Management Strategy be incorporated into the Performance agreements and/or work plans of the Deputy Municipal Managers.	Yes
	FINAL INTERNAL AUDIT REPORT ON GAP ANALYSIS ON THE FINANCIAL MANAGEMENT SYSTEM (PROMIS) AND REVIEW OF FINANCIAL MANAGEMENT SYSTEM TERMS OF REFERENCE (TOR) (3.10.1.1) 13.1.1. That the Chief Financial Officer writes a letter to National Treasury for the attention of the Accountant General explaining the predicament in which the municipality finds itself in as a result of the inadequate Financial Management System and attaches the report on Gap Analysis on the Financial System (PROMIS) and Review of Financial Management System Terms of Reference done by the Executive Manager: Internal Audit. 13.1.2. That the Chief Financial Officer ensures that business process mapping is conducted prior to acquiring of a new Financial System. 13.1.3. That the Chief Financial Officer ensures that the municipality engages with National Treasury in respect of the new Financial Management System; it being noted that a meeting be convened and should include a member of the Audit Committee, the Municipal Manager, the Chief Financial Officer and the Chairperson of the Municipal Public Accounts Committee.	Yes

Table 203 -Municipal Audit Committee Resolutions / Recommendations

Date of Meeting	Committee recommendations During 2013/14	Recommendations Adopted (enter Yes) / Not adopted (provide explanations)
	13.1.4 That the resolutions from (a) to (n) as stated below be SUPPORTED subject to (13.1.1) to (13.1.3) above being undertaken in the first instance; (a) That the municipality develops and documents an ICT Applications Architecture; it being noted that the implementation of an ICT Applications Architecture will enable the Municipality's ICT department to be agile in responding to business requirements, to provide reliable and consistent information and to seamlessly integrate applications into business processes. (b) That, as part of the process of developing the ICT Applications Architecture, the Municipality needs to identify all the applications that are in use and ensure that there is a business reason for the application to be part of the Municipality's applications portfolio. (c) That, where possible, the Municipality should ensure that related functions or processes are performed by a single application, to reduce the number of applications in use. (d) That automated interfaces should be developed between applications to facilitate interoperability between applications and eliminate the risk of error from manual processes. (e) That the Municipality needs to acquire an integrated ERP system that integrates capabilities from front-end customer-relationship management to back-end financial analytics and business intelligence can enable the Municipality to focus on decision making and delivering services rather than focusing on the IT infrastructure required to keep disparate applications running and communicating. The system should have at a minimum the key accounting modules that are used by the Municipality, inter alia: (i) General Ledger, (ii) Cash Management, (iii) Accounts Payable, (iv) Accounts Receivable, (v) Payroll, (vi) Fixed Assets, and (vii) Inventory Management. (f) That the Municipality acquire an integrated ERP system that includes any easy to use reporting tool for ad hoc reporting; and the reporting tool should include the capability to easily process reports to be viewed online and in PDF, as well as export them to a spread sheet program as required. (g) That the Municipality acquire an integrated ERP system that is user friendly and easy to learn and use. (h) That the Municpality ERP system needs to have the facility to perform automated online backups to improve ICT Continuity. (i) That the Municipality acquire an ERP system that facilitates compliance with the National Treasury regulations, Municipal Systems Act, GRAP, Municipal Finance Management Act and other applicable legislative and local government requirements. (j) That the findings, management comments and recommendations made in the Final Internal Audit Report on GAP Analysis on the Financial Management System (Promis).	

Table 203 -Municipal Audit Committee Resolutions / Recommendations		
Date of Meeting	**Committee recommendations During 2013/14**	**Recommendations Adopted (enter Yes) / Not adopted (provide explanations)**
	(k) That management monitor implementation of the agreed action plan as contained in the report through progress reports to Strategic Management Committee and the Audit Committee. (l) That the following be considered for inclusion prior and post implementation of the new Financial Management System (FMS) and in the drafting of the Specification for the acquisition and implementation of the new Financial Management System, viz. (i) That a full business process mapping be undertaken at Msunduzi Municipality. (ii) That the key business processes be analysed and documented. (iii) That the key controls in each business process be analysed and documented. (iv) That the key interfaces among the key business processes be identified and documented. (v) That a list of acts/regulations and guidelines be compiled, identified and documented. (vi) That a list of required outputs and system support be each act/regulation and guideline be identified and compiled. (vii) That a system specification be documented, covering functional requirements, technical requirements, legal and business requirements be compiled and documented; it being noted that the requirements should be classified into must have, good to have and nice to have based on the implications their absence may cause to the business of the Msunduzi Municipality and similar issues. (viii) That the specification document referred to above be used as an annex to the call for tenders for the enterprise resource planning system. (ix) That the document should have a requirement that prospective service providers outline the proposed methodologies to deliver the Financial Management System, it being noted that best practice methodologies are highly recommended. (x) The service provider should be required to propose a suitable project manager/team with diversified expertise to meet the requirement of Msunduzi Municipality. (m) That the document should have a requirement that testing procedures be documented; and testing shall include, but not be limited to, the following (Financial Management System Implementer may propose others, based on their strategy/methodology), viz. (i) Unit Testing (ii) Performance / Volume Testing (OEM tools shall not be used for this testing) (iii) System Integration Testing (FMS Implementer) (iv) User Acceptance Testing (UAT) Facilitation (n) That there should be a requirement that the Financial Management System (FMS) Implementer must develop a comprehensive and detailed approach and strategy for the implementation of a Financial Management System for the municipality including, but not limited to, the following (FMS Implementer may propose others, based on their strategy / methodology, viz. (i) Project Scope and Plan (ii) Overall implementation plan and work plan (in phases) (iii) Migration plan (iv) Testing plan (v) Training plan (vi) Cut-over and commissioning plan (vii) The Data Migration requirement should be enhanced and the FMS Implementer should be required to provide the data migration plan and will be responsible for all data migration (viii) The list of documentation that the service provider should be required to provide as deliverables must include, at the minimum, the following, viz. (1) Project charter (2) AS-IS document (3) Business Process Blueprint document (4) Process Mapping with FMS and Gap analysis document (5) Security and Control Specifications (6) Hardware and networking plan.	

Table 203 -Municipal Audit Committee Resolutions / Recommendations		
Date of Meeting	**Committee recommendations During 2013/14**	**Recommendations Adopted (enter Yes) / Not adopted (provide explanations)**
	ASSET CONDITIONAL ASSESSMENTS, REVIEW OF USEFUL LIFE AND IMPAIRMENT REPORTING (5.1.3.1) That the report dated 5 September 2013 incorporating the recommendations of the Strategic Management Committee on the Asset Conditional Assessments, Review Of Useful Life And Impairment Reporting, be NOTED. That the decisions of the Strategic Management Committee meeting held on 3 September 2013, in response to the Internal Audit Report on the Audit of Asset Management, be NOTED.	Yes
	ABRIDGED SECTION 71 REPORT (MUNICIPAL FINANCE MANAGEMENT ACT NO. 56 OF 2003) THIRD QUARTER (3.7.1 (2012/2013)) That the report dated 5 July 2013 incorporating the recommendations of the Financial Services Portfolio Committee, be NOTED.	Yes
	MONTHLY REPORT (AUGUST 2013) : SECTION 66 OF THE MUNICIPAL FINANCE MANAGEMENT ACT NO. 56 OF 2003 (3.7.P) That the report dated 9 October 2013 incorporating the recommendations of the Strategic Management Committee on the Monthly Report (August 2013): Section 66 of the Municipal Finance Management Act No. 56 of 2003 be NOTED. That the Chief Financial Officer ensures that future reports of this nature be enhanced to include employee numbers. That the Chief Financial Officer ensures that the report should include the number of employees that exceeded the maximum overtime hours allowed and the names of the departments which exceeded the maximum overtime hours allowed. That the Chief Financial Officer should ensure that a summary on the variances of overtime should be included. That the Chief Financial Officer ensures that the comparisons and trends from prior financial year's expenditure and income should be included in the reporting processes. That the Chief Financial Officer provides more detailed information on housing benefits allowances in future reports.	Yes
	MONTHLY CASHFLOW REPORT AND INVESTMENT REGISTER: 1 TO 31 AUGUST 2013 (3.7.1 (2013/2014)) That the report dated 17 September 2013 incorporating the recommendations of the Strategic Management Committee on the Monthly Cashflow Report and Investment Register : 1 to 31 August 2013, be NOTED.	Yes
	2ND MONTHLY REPORT ON THE 2013/2014 SERVICE DELIVERY AND BUDGET IMPLEMENTATION PLAN (SDBIP) AND OPERATIONAL PLAN (OP) – MONTH ENDING AUGUST 2013(10.4.1) That the 2nd Monthly Report on the 2013/2014 Service Delivery and Budget Implementation Plan (SDBIP) and Operational Plan (OP) – Month Ending August 2013 be WITHDRAWN, in view of the item being overtaken by events.	Yes
	1ST QUARTERLY REPORT (JULY 2013 – SEPTEMBER 2013) ON THE 2013/2014 ON THE SERVICE DELIVERY AND BUDGET AND IMPLEMENTATION PLAN (SDBIP) AND OPERATIONAL PLAN (OP) FOR THE QUARTER ENDING SEPTEMBER 2013 (10.4.1) That the 1ST Quarterly Report (July 2013 – September 2013) on the 2013/2014 on the Service Delivery and Budget Implementation Plan (SDBIP) and Operational Plan (OP) for the Quarter ending September 2013 be NOTED. That the 1ST Quarterly Report (July 2013 – September 2013) on the 2013/2014 on the Service Delivery and Budget Implementation Plan (SDBIP) and Operational Plan (OP) for the Quarter ending September 2013 be forwarded to the Internal Audit Unit to conduct a performance audit on the reported results. That the Business Units utilize the report as a management tool to identify early warning signals and apply appropriate corrective measures for the 2013/2014 financial year.	Yes
	JOB DESCRIPTION: PERFORMANCE MANAGEMENT AND KNOWLEDGE MANAGEMENT SUPPORT OFFICER (4.6.R) That the report dated 4 October 2013 incorporating the recommendations of the Strategic Management Committee on the draft job descriptions of Performance and Knowledge Management Support Officers be NOTED.	Yes

Table 203 -Municipal Audit Committee Resolutions / Recommendations		
Date of Meeting	**Committee recommendations During 2013/14**	**Recommendations Adopted (enter Yes) / Not adopted (provide explanations)**
	INTERIM MANAGEMENT REPORT AS AT 30 JUNE 2013 (3.7.1 (2012/2013)) **CONFIRMATION OF CONFIDENTIAL MINUTES OF THE AUDIT COMMITTEE MEETING HELD ON 29 AUGUST 2013** **INTERNAL AUDIT REPORT ON LEAVE MANAGEMENT (3.10.1.1)** **FINAL INTERNAL AUDIT REPORT ON THE AUDIT OF REVENUE MANAGEMENT (3.10.1.1)** **FINAL INTERNAL AUDIT REPORT ON SUPPLY CHAIN MANAGEMENT (3.10.1.1)** **FINAL INTERNAL AUDIT REPORT ON THE FOLLOW-UP ON PAYROLL MANAGEMENT(3.10.1.1** **REPORT ON AUDIT ON TRADE PAYABLE FOR THE RUN OF 15 AND 31 AUGUST 2013 AND 30 SEPTEMBER 2013 (3.10.1.1)** **REPORT ON CONSUMER REFUNDS FOR THE MONTHS OF FEBRUARY, MARCH AND APRIL (3.10.1.1).**	Yes
25 FEBRUARY 2014	**VERIFICATION AND CONDITIONAL ASSESSMENT OF INFRASTRUCTURE ASSETS** That the Chief Financial Officer ensures that the funding for the project relating to the Verification and Conditional Assessment of Infrastructure Assets, be identified and confirmed; it being noted that a report providing details on this matter be submitted to the next Audit Committee meeting for consideration. RISK MANAGEMENT STRATEGY INCORPORATED INTO THE PERFORMANCE AGREEMENTS AND/OR WORK PLANS OF THE DEPUTY MUNICIPAL MANAGERS That the Municipal Manager ensures that the Risk Management Strategy be incorporated into the Performance Agreements and/or work plans of the Deputy Municipal Managers and a report be submitted to the next meeting of the Audit Committee.	Yes
	GOVERNMENT ARREAR DEBT AS AT 31 JANUARY 2014 That report dated 24 February 2014 by the Chief Financial Officer be NOTED	Yes
	REPORT ON THE PROGRESS OF THE REVIEW OF THE 2013/2014 INTEGRATED DEVELOPMENT PLAN (IDP), SERVICE DELIVERY AND BUDGET IMPLEMENTATION PLAN (SDBIP) AND OPERATIONAL PLAN (OP) AS PER THE RECOMMENATIONS OF INTERNAL AUDIT (10.4.1) That the Manager : Office of the Municipal Manager ensures that a plan of action and progress reports in respect of the abovementioned item be submitted to the next Audit Committee meeting. – IN PROGRESS	Yes
	REPORT ON THE PROGRESS OF THE REVIEW OF THE 2013/2014 INTEGRATED DEVELOPMENT PLAN (IDP), SERVICE DELIVERY AND BUDGET IMPLEMENTATION PLAN (SDBIP) AND OPERATIONAL PLAN (OP) AS PER THE RECOMMENATIONS OF INTERNAL AUDIT (10.4.1) That the Auditor General should review Performance Management to be aligned and in compliance with the SMART principles, which should be addressed during the mid year review period; it being noted that the relevant documentation should be made available for the Auditor General to review, and in mid January 2014 the Auditor General should be in a position to provide feedback herein. – IN PROGRESS	Yes
	ACQUISITION OF THE NEW FINANCIAL SYSTEM That the report dated 20 February 2014 by the Chief Financial Officer on the Acquisition of the New Financial System be NOTED. That the Chief Financial Officer ensures that in future Audit Committee meetings progress reports on the Acquisition of the New Financial System be submitted.	Yes
	INTERIM FINANCIAL STATEMENTS FOR THE 6 MONTHS ENDED 31 DECEMBER (3.7.1 (2013/2014) That the Chief Financial Officer ensures that processes in place should be reviewed accordingly in order to ensure that quality is reflected in the work produced on a daily basis. That the Chief Financial Officer ensures that all the comments and concerns raised during the review of the Interim Financial Statements is incorporated into the Financial Statements and adjustments made accordingly as per request of the Audit Committee. That the Chief Financial Officer ensures that once all adjustments are effected into the Financial Statements accordingly, the document is forwarded to National Treasury. That the Chief Financial Office ensures that the Interim Financial Statements are forwarded to the Auditor Generals Officer for consideration once all issues raised, are addressed and cleaned up.	Yes
	MID YEAR BUDGET AND PERFORMANCE ASSESSMENT REPORT (3.7.1 (13/14)) That the report dated 29 January 2014 incorporating the recommendations of the Executive Committee on the Mid Year Budget and Performance Assessment Report be NOTED.	Yes

Table 203 -Municipal Audit Committee Resolutions / Recommendations

Date of Meeting	Committee recommendations During 2013/14	Recommendations Adopted (enter Yes) / Not adopted (provide explanations)
	PRESENTATIONS 9.1. Chief Financial Officer. AUDIT ON REVENUE MANAGEMENT That the presentation of the Audit of Revenue Management by the Chief Financial Officer be NOTED. That the Chief Financial ensures that a task team be put into place to ensure that proper systems and processes are in place for the confirmation of the accuracy and proper location of meter reading. That the Chief Financial Officer also request for the copy of the updated valuation roll in order to link properties to their respective owners and the correct meters for the purposes of billing the correct individuals for the consumption of water and electricity. That it be NOTED that should the process of the meter issue not be resolved by 28 February 2014, the matter be handed over to the Municipal Manager for a strategic decision to be taken thereafter.	Yes
	PAY OFFICE That the presentation of the Payoffice by the Chief Financial Officer be NOTED. That the Chief Financial Officer should ensure that the amounts owing by Councillors to Council should be deducted from the Councillors backpay.	Yes
	AUDIT ON CONDITIONAL GRANTS That item on Audit of Conditional Grants be STOOD DOWN, pending a presentation from the Chief Financial Officer at the next meeting the Audit Committee.	Yes
	AUDIT ON ASSET MANAGEMENT That the presentation of the Audit of Asset Management by the Chief Financial Officer be NOTED. That in view of the Conditional Assessment of Assets being outstanding, it would be completed by the end of February 2014 and feedback be submitted to the next Audit Committee meeting.	Yes
	AUDIT ON HOUSING RENTAL That the presentation on the Audit of Housing rental be STOOD DOWN	Yes
	AUDIT ON ELECTRICITY AND WATER LOSSES/STORES That the presentation on the Audit of Electricity and Water Losses/Stores be STOOD DOWN.	Yes
	AUDIT ON SUPPLY CHAIN MANAGEMENT That the presentation on the Audit on Supply Chain Management by the Chief Financial Officer be NOTED. That it be NOTED that the Internal Audit Unit should not be involved in the opening of the tender box in view of the Unit being involved in the auditing of the process for the award of tenders. That the Municipal Manager be tasked with addressing the non-attendance of senior managers at Bid Committees.	Yes
	PRESENTATION Deputy Municipal Manager: Infrastructure Services **WATER AND ELECTRICITY LOSSES** That the Presentation by the Deputy Municipal Manager: Infrastructure Services be NOTED. That the Deputy Municipal Manager ; Infrastructure Services ensures that a report on all the statistics pertaining to fleet assessment and number of vehicles required on a daily basis by business units be submitted to the next meeting of the Audit Committee. – IN PROGRESS That the Deputy Municipal Manager : Infrastructure Services ensures that a report on municipal vehicles which are on the road after hours be requested from Business Units, be submitted to the next meeting of the Audit Committee for monitoring purposes. That the Deputy Municipal Manager: Infrastructure Services ensures that a register and authority was required to be established on the filling of water at standpipes; it being noted that the Internal Audit unit follows-up on progress thereof.	Yes

Table 203 -Municipal Audit Committee Resolutions / Recommendations		
Date of Meeting	**Committee recommendations During 2013/14**	**Recommendations Adopted (enter Yes) / Not adopted (provide explanations)**
	AUDIT ON FLEET MANAGEMENT That the presentation on the Audit of Fleet Management by the Deputy Municipal Manager : Infrastructure Services be NOTED.	Yes
	AUDIT ON THE LANDFILL SITE That the presentation on the Audit of the Landfill Site by the Deputy Municipal Manager : Infrastructure Services be NOTED.	Yes
	Deputy Municipal Manager: Community Services That the Presentation by the Deputy Municipal Manager : Community Services on the Audit on Waste Management and the Audit on Revenue Management 2012/2013 be STOOD DOWN until the next meeting of the Audit Committee. Deputy Municipal Manager: Corporate Services That the Presentation by the Deputy Municipal Manager : Corporate Services on the Audit on Overtime and the Audit on Leave Management be STOOD DOWN until the next meeting of the Audit Committee. Deputy Municipal Manager: Economic Development That the Presentation by the Deputy Municipal Manager : Community Services on the Audit on Waste Management and the Audit on Revenue Management 2012/2013 be STOOD DOWN until the next meeting of the Audit Committee.	Yes
	INTERNAL AUDIT: PROGRESS REPORT ON INTERNAL AUDIT FUNCTION FOR THE MONTH OF DECEMBER 2013 (3.10.1.1) That the report dated 27 January 2014 incorporating the recommendations of the Operational Management Committee on the activities of the Internal Audit Function for the month of December 2013 be NOTED.	Yes
	FINAL INTERNAL AUDIT REPORT OF CONSUMER REFUNDS FOR THE MONTHS OF JUNE AND JULY 2013 (3.10.1.1) That it be noted that improvements have been noted on the review and approval of the Consumer refunds for the month of June 2013 as no errors were noted, and that in July 2013 there were minor errors from the population. That, although these improvements have been noted, the Chief Financial Officer should not lose sight of the adjustment made to the consumer accounts during the Pit-bull Operation when the municipality was under administration, as no record is maintained on the system. That the Chief Financial Officer should recall all consumer accounts handled by the Pit-bull Operation to do an analysis on the adjustments made and verify with the relevant supporting evidence. That all consumer refunds processed are supported with adequate supporting documentation. That sufficient reviews should be continuously performed by the Manager: Consolidated Billing and the Process Manager : Income prior to submitting to the Internal Audit Unit for further analysis. That the implementation of the agreed action plans by managements, as contained in the report, be monitored through the progress reports to the Strategic Management Committee and Audit Committee.	Yes
	FINAL INTERNAL AUDIT REPORT ON THE CONSUMER REFUNDS FOR THE PERIOD AUGUST 2013(3.10.1.1) That all consumer refunds processed are to be supported with adequate supporting documentation. That sufficient reviews should be performed by the Manager : Consolidated Billing and the Process Manager : Income prior to submitting to Internal Audit for further analysis. That the Chief Financial Officer and Process Manager : Income should ensure that there are no previous adjustments made during the Pit Bull operation or any other period they were made to consumer accounts and are not supported by documentation or approved by senior management before any refunds could be made.	Yes

Table 203 -Municipal Audit Committee Resolutions / Recommendations

Date of Meeting	Committee recommendations During 2013/14	Recommendations Adopted (enter Yes) / Not adopted (provide explanations)
	FINAL INTERNAL AUDIT REPORT ON TRADE PAYABLES FOR THE RUN OF 15 DECEMBER 2013 That the officials who initiated and approved the transaction relating to the repairs of the security gate using the Fire Alarm System Contract with Future Tech be subject to a disciplinary process. That the Insurance Section initiate the recovery process in respect of the incident in (a) above from the responsible individual. That the Chief Financial Officer should ensure that action plans are implemented for the findings, management comments and recommendations made in the Final Trade Payables report for the run of 15 December 2013. That the Chief Financial Officer should investigate any deviation from the approved Supply Chain Management Policy and Procedure as well as Supply Chain Management Regulations that has not been approved by the Accounting Officer in terms of Section 36 of the Msunduzi Supply Chain Management Policy and take the necessary disciplinary action against the relevant individuals. That the implementation of the recommendations as contained in the Internal Audit Report on the Trade Payables for the Run of 15 December 2013 be monitored through progress reports to the Strategic Management Committee and Audit Committee.	Yes
	FINAL INTERNAL AUDIT REPORT ON TRADE PAYABLES FOR THE RUN OF 31 DECEMBER 2013 AND 15 JANUARY 2014 (3.10.1.1) (a) That the findings, management comments and recommendations made in the Final Internal Audit Report on Trade Payables for the run of 31 December 2013 and 15 January 2014 be NOTED. (b) That the implementation of the agreed action plan as contained in the abovementioned report be monitored through reports to the Strategic Management Committee, Financial Services Portfolio Committee and Audit Committee.	Yes
	PROPOSED IMPLEMENTATION OF COMBINED ASSURANCE MODEL OF REPORTING BY THE INTERNAL AUDIT UNIT (3.10.1.1) That the report dated 14 February 2014 incorporating the recommendations of the Strategic Management Committee in respect of the Combined Assurance Model of Reporting by the Internal Audit Unit be NOTED. That the resolutions of the Strategic Management Committee meeting held on 27 January 2014 in respect of the Proposed Implementation of the Combined Assurance Model of Reporting by Internal Audit Unit be NOTED.	Yes
	INTERNAL AUDIT REPORT ON APPLICATION CONTROL REVIEW ON THE METVAL SYSTEM (3.10.1.1) That the findings, recommendations and management comments made in the internal audit report on the Applications Control Review on the Metval System be NOTED. That the implementation of the agreed action plan as contained in the abovementioned report be monitored through reports to the Strategic Management Committee, Corporate Services Portfolio Committee and the Audit Committee.	Yes
	FINAL INTERNAL AUDIT FOLLOW UP REPORT ON CALL CENTRE MANAGEMENT (3.10.1.1) That the findings, management comments and recommendations made in the Final Internal Audit Follow-up Report on the Call Centre Management be NOTED. That the implementation of the agreed action plan as contained in the abovementioned report be monitored through reports to the Strategic Management Committee and Audit Committee. That the Manager : Marketing and Communications (Acting) submits a progress report in respect of the Final Internal Audit Follow-up Report on the Call Centre Management to the next meeting of the Audit Committee. **FINAL INTERNAL AUDIT REPORT ON AUDIT OF TRAFFIC (3.10.1.1)** That the findings, management comments and recommendations made in the Final Internal Audit Report on Audit of Traffic be NOTED. That the implementation of the agreed action plan as contained in the abovementioned report be monitored through reports to the Strategic Management Committee, Community Services Portfolio Committee and Audit Committee. That the Executive Manager : Internal Audit submits a progress report on the findings of Traffic to the next Audit Committee meeting.	Yes

Table 203 -Municipal Audit Committee Resolutions / Recommendations		
Date of Meeting	**Committee recommendations During 2013/14**	**Recommendations Adopted (enter Yes) / Not adopted (provide explanations)**
	FINAL INTERNAL AUDIT REPORT ON AUDIT OF INDIGENT (3.10.1.1) That the findings, management comments and recommendations made in the Final Internal Audit Report on Audit of Indigent be NOTED. That the implementation of the agreed action plan as contained in the abovementioned report be monitored through reports to the Strategic Management Committee, Financial Services Portfolio Committee and Audit Committee. That the Chief Financial Officer notes that the entire indigent register be cleaned up as a matter of urgency.	Yes
	GOVERNANCE REVIEW FOLLOW UP (3.10.1.1) That the report on Governance Review Follow Up be STOOD DOWN, pending more information to be received from management.	Yes
	ANNUAL AUDIT PLAN 2013/2014 (3.10.1.1) That the report dated 24 February 2014 by the Executive Manager : Internal Audit on the Annual Audit Plan 2013/2014 be NOTED.	Yes
	MONTHLY BUDGET STATEMENT – SECTION 71 REPORT FOR NOVEMBER 2013 (3.7.P) That the report dated 16 January 2014 incorporating the recommendations of the Strategic Management Committee on the Monthly Budget Statement – Section 71 Report for November 2013 be WITHDRAWN.	Yes
	SCHEDULE OF POLICIES CURRENTLY IN PLACE FOR THE FINANCIAL SERVICES DEPARTMENT (3.P) That the report dated 16 January 2014 incorporating the recommendations of the Strategic Management Committee on the Schedule of Policies currently in place for the Financial Services Department be NOTED.	Yes
	PROVISIONAL UNSPENT BALANCES ON CONDITIONAL GRANTS AS AT 31 DECEMBER 2013 (3.4.5) That the report dated 17 January 2014 by the Chief Financial Officer on the Provisional Unspent Balances on Conditional Grants as at 31 December 2013 be NOTED. That the Deputy Municipal Managers ensure that Annexure D is updated on a monthly basis with the projections, actual ad variances for all projects under their control and emailed to the accountant in budget office by the 5th of every month. That all Deputy Municipal Managers provide details/amendments of the Deputy Municipal Managers, Process Managers and Msunduzi Project champions of the projects listed in Annexure A to the Accountant in Budget Office via email. That all Deputy Municipal Managers provide copies of the Memorandum of Agreements and business plans for the projects that are listed on Annexure A where finance has not received these documents. That the Deputy Municipal Managers and Managers ensure that the Budget Office is made aware when grant funding is being applied for, and that copies of the Memorandum of agreements, business plans and Service Level Agreements are submitted to the Accountant in the Budget Office, to ensure that financial monitoring and reporting requirements are met.	Yes
	METER READING TASK TEAM PROGRESS REPORT AS AT 4 DECEMBER 2013 (3.3.1.2.1) That the report dated 9 December 2013 by the Chief Financial Officer on the Meter Reading Task Team Progress Report as at 4 December 2013 be NOTED.	Yes
	PROCUREMENT OF WATER METERS TO ADDRESS CURRENT CHALLENGES (3.3.1.2.2) That the report dated 19 December 2013 incorporating the recommendations of the Strategic Management Committee on the Procurement of Water Meters to address Current Challenges be NOTED. That the meters inside properties be removed and placed in municipal area. That the meters be procured from an alternate service provider or the Thekwini Municipality be approached to assist.	Yes
	METER READING STATISTICS – JANUARY 2014 (3.3.1.2.1) That the progress in the meter reading statistics: January 2014 as reflected in the report dated 3 February 2014 by the Chief Financial Officer, be NOTED.	Yes

Table 203 -Municipal Audit Committee Resolutions / Recommendations

Date of Meeting	Committee recommendations During 2013/14	Recommendations Adopted (enter Yes) / Not adopted (provide explanations)
	AUDITOR GENRAL ACTION PLAN – 2012/2013 AUDIT That the Auditor General Action Plan – 2012/2013 Audit by the Internal Audit Unit be NOTED. That a summary report on all Irregular, Fruitless and Wasteful Expenditure per quarter and a recovery plan for six months be submitted to the next Audit Committee meeting for consideration. That an updated Auditor General Action Plan – 2012/2013 Audit which should form a part of the presentations, be submitted to the next Audit Committee meeting.	Yes
	INTERNAL AUDIT REPORT ON REFUNDS That the report dated 16 February 2014 by the Chief Financial Officer on Internal Audit Report on Refunds be NOTED. That it be noted that steps are being taken to discipline employees that were involved in refunds.	Yes
	5TH MONTHLY REPORT (NOVEMBER 2013) ON THE 2013/2014 SERVICE DELIVERY AND BUDGET IMPLEMENTATION PLAN (SDBIP) AND OPERATIONAL PLAN (OP) QUARTER ENDING DECEMBER 2013 That the 5th Monthly (November 2013) report on the 2013/2014 Service Delivery and Budget Implementation Plan (SDBIP) & Operational Plan (OP) quarter ending December 2013 be NOTED. That the 5th Monthly (November 2013) report on the 2013/2014 Service Delivery and Budget Implementation Plan (SDBIP) & Operational Plan (OP) quarter ending December 2013 be forwarded to the Internal Audit Unit to conduct a performance audit on the reported results. That all Business Units utilize the report as a management tool to identify early warning signals and apply appropriate corrective measures for the 2013/2014 financial year.	Yes
	2ND QUARTER REPORT (OCTOBER 2013 - DECEMBER 2013) ON THE 2013/2014 SERVICE DELIVERY AND BUDGET IMPLEMENTATION PLAN (SDBIP) AND OPERATIONAL PLAN (OP) QUARTER ENDING DECEMBER 2013 That the 2nd Quarter report (October - December 2013) report on the 2013/2014 Service Delivery and Budget Implementation Plan (SDBIP) & Operational Plan (OP) quarter ending December 2013 be NOTED. That the 2nd Quarter report (October - December 2013) report on the 2013/2014 Service Delivery and Budget Implementation Plan (SDBIP) & Operational Plan (OP) quarter ending December 2013 be forwarded to the Internal Audit Unit to conduct a performance audit on the reported results. That all Business Units utilize the report as a management tool to identify early warning signals and apply appropriate corrective measures for the 2013/2014 financial year. That the Manager : Office of the Municipal Manager ensures that the Mid Year performance report is submitted to the next meeting of the Audit Committee; it being noted that the Mid Year Performance report goes hand in hand with the Quarterly report (October to December 2013).	Yes
	PRESENTATION TO THE AUDIT COMMITTEE BY THE MUNICIPAL MANAGER That the presentation by the Municipal Manager to the Audit Committee members on the organization and its various functions be NOTED.	Yes
	FINAL INTERNAL AUDIT REPORT ON THE AUDIT OF PROMIS INCOME SYSTEM (3.10.1.1) **HIRING OF LIGHT DELIVERY VEHICLES BY WASTE MANAGEMENT (3.10.1.1)** **FORENSIC INVESTIGATION REPORT ON ALLEDGED FRAUDULENT CLAIMS IN RESPECT OF RUNNING TRAVEL ALLOWANCE WITHIN HEALTH AND SOCIAL SERVICES (3.10.1.1)** **FORENSIC INVESTIGATION REPORT ON ALLEDGED NEPOTISM IN EMPLOYMENT PRACTICES (3.10.1.1)** **FORENSIC INVESTIGATION REPORT INTO ALLEGED IRREGULAR ALLOCATION AND ILLEGAL OCCUPATION OF HOUSE NO. 10 FRENCH ROAD TO MR TM MGOBHOZI (3.10.1.1)** **BUSINESS CASE FOR THE MARKET (24.2.2)** **REPORT ON THE ALLEGED THEFT OF NPC 480 – MSUNDUZI STORES (3.10.1.1)** **NOTE BY PROCESS MANAGER: SOUND GOVERNANCE** **Due to the strict confidentiality of this item, an extract of the minutes under this item has been given to the Audit Committee members ONLY and a copy filed in the official CONFIDENTIAL records.**	Yes
8 APRIL 2014	**FINANCIAL MANAGEMENT SYSTEM PROGRESS REPORT AS AT 31 MARCH 2014(2.2.3.2.8)** That the progress on the acquisition of the Financial Management System as at 31 March 2014 be NOTED.	Yes

Table 203 -Municipal Audit Committee Resolutions / Recommendations		
Date of Meeting	**Committee recommendations During 2013/14**	**Recommendations Adopted (enter Yes) / Not adopted (provide explanations)**
	REPORT ON THE PROGRESS OF THE REVIEW OF THE 2013/2014 INTEGRATED DEVELOPMENT PLAN (IDP), SERVICE DELIVERY AND BUDGET IMPLEMENTATION PLAN (SDBIP) AND OPERATIONAL PLAN (OP) AS PER THE RECOMMENATIONS OF INTERNAL AUDIT (10.4.1) That the Manager : Office of the Municipal Manager ensures that a plan of action and progress reports in respect of the abovementioned item be submitted to the next Audit Committee meeting. – IN PROGRESS It was indicated that a report incorporating issues on alignment and SMART principles, which also includes the IDP scorecard be submitted by the Manager: Office of the Municipal Manager to the next Audit Committee meeting for noting.	Yes
	REPORT ON THE PROGRESS OF THE REVIEW OF THE 2013/2014 INTEGRATED DEVELOPMENT PLAN (IDP), SERVICE DELIVERY AND BUDGET IMPLEMENTATION PLAN (SDBIP) AND OPERATIONAL PLAN (OP) AS PER THE RECOMMENATIONS OF INTERNAL AUDIT (10.4.1) That the Auditor General should review Performance Management to be aligned and in compliance with the SMART principles, which should be addressed during the mid year review period; it being noted that the relevant documentation should be made available for the Auditor General to review, and in mid January 2014 the Auditor General should be in a position to provide feedback herein. – IN PROGRESS It was suggested that the findings of the performance information be discussed at the next Audit Committee meeting.	Yes
	PRESENTATIONS Chief Financial Officer. AUDIT ON HOUSING RENTAL That the presentation on the Audit of Housing Rental by the Chief Financial Officer be STOOD DOWN until the next meeting of the Audit Committee Deputy Municipal Manager: Community Services That the Presentation by the Deputy Municipal Manager : Community Services on the Audit on Waste Management and the Audit on Revenue Management 2012/2013 be STOOD DOWN until the next meeting of the Audit Committee. Deputy Municipal Manager: Corporate Services That the Presentation by the Deputy Municipal Manager : Corporate Services on the Audit on Leave Management be STOOD DOWN until the next meeting of the Audit Committee. Deputy Municipal Manager: Economic Development That the Presentation by the Deputy Municipal Manager: Economic Development on the Audit on Housing Rental Stock be STOOD DOWN until the next meeting of the Audit Committee.	Yes
	PROGRESS REPORT ON INTERNAL AUDIT FUNCTION FOR THE MONTH OF JANUARY 2014 (3.10.1.1) That the report dated 7 March 2014 incorporating the recommendations of the Operational Management Committee on the activities of the Internal Audit Business Unit for the month of January 2014 be NOTED.	Yes
	PROGRESS REPORT ON INTERNAL AUDIT FUNCTION FOR THE MONTH OF FEBRUARY 2014 (3.10.1.1) That the report dated 20 March 2014 incorporating the recommendations of the Operational Management Committee on the activities of the Internal Audit Business Unit for the month of February 2014 be NOTED.	Yes

Table 203 -Municipal Audit Committee Resolutions / Recommendations

Date of Meeting	Committee recommendations During 2013/14	Recommendations Adopted (enter Yes) / Not adopted (provide explanations)
	FINAL INTERNAL AUDIT REPORT OF CONSUMER REFUNDS FOR PERIOD SEPTEMBER 2013 (3.10.1.1) That the report dated 10 March 2014 by the Executive Manager: Internal Audit on the Final Internal Audit Report of Consumer Refunds for the Period September 2013 be NOTED. That all consumer refunds processed should be supported with adequate supporting documentation. Where accounts are raised on a different meter, that meter statement should also be attached. Where consumers are using prepaid electricity, such documentation should be attached. Supporting schedules should be attached where a reversal was made between an estimate and actual consumption on the customer account. Statements should be attached for all closed accounts with no usage. Sufficient reviews should be performed by the Manager Consolidated Billing and the Process Manager: Income prior to submitting to Internal Audit for auditing purposes. That the Chief Financial Officer should employ all avenues to ensure that the applications for consumer refunds are not delayed and the backlog is brought up to date. That all consumers who have applied for refunds should be advised of the status of their application for refunds so as to avoid keeping them in the dark and referring their frustrations to the Office of the Premier, Public Protector, MEC : for Corporate Governance and Traditional Affairs, Provincial Treasury, Municipal Manager, media, etc as this always results in negative and bad publicity and tarnishes the image of the Council.	Yes
	FINAL INTERNAL AUDIT REPORT ON THE FRESHMARK SYSTEM (3.10.1.1) That the report dated 28 March 2014 incorporating the recommendations of the Strategic Management Committee on the findings of the Final Internal Audit Report on the Fresh mark System, be NOTED. That Implementation of the action plan as contained in the Final Internal Audit Report on the Fresh Mark System Report Number ICT 6 2013/2014 be MONITORED.	Yes
	FINAL INTERNAL AUDIT REPORT ON THE ANNUAL REPORT FOR 2012/2013 (3.10.1.1) That the findings, management comments and recommendations made in the Final Internal Audit Report on 2013/2014 Annual Report and Annual Performance Review be NOTED. That the implementation of the agreed action plan as contained in the report through progress report be MONITORED.	Yes
	REPORT ON THE ANTI-FRAUD AND ANTI-CORRUPTION POLICY, WHISTLEBLOWING POLICY AND ANTI-FRAUD AND CORRUPTION STRATEGY (3.10.1.1) That the Executive Manager : Internal Audit ensures that a matrix of all tasks and responsibilities of the Risk Management Committee should be updated and submitted to the next meeting of the Audit Committee.	Yes
	MONTHLY BUDGET STATEMENT – SECTION 71 REPORT FOR JANUARY 2014 (3.7.P) That the report dated 24 February 2014 incorporating the recommendations of the Strategic Management Committee on the Monthly Budget Statement – Section 71 Report for January 2014 be NOTED.	Yes
	PROVISIONAL UNSPENT BALANCES ON CONDITIONAL GRANTS AS AT 28 FEBRUARY 2014 (3.4.5) That the Deputy Municipal Managers ensure that Annexure D is updated on a monthly basis with the projections, actual and variances for all projects under their control and emailed to the accountant in budget office by the 5th of every month. That all Deputy Municipal Managers ensure that the accuracy of details/amendments of the Deputy Municipal Managers, Process Managers and Msunduzi Project Champions provided in Annexure A of the projects listed, to the Accountant in the Budget Off projects that are listed on Annexure A where finance has not received these documents. That Deputy Municipal Managers and Managers ensure that the Budget Office is made aware when grant funding is being applied for, and that copies of the MOA's, business plans and SLA's are submitted to the Accountant in the Budget Office to ensure that financial monitoring and reporting requirements are met. That all Deputy Municipal Managers ensure that planning for the grant funding process is done timeously to ensure that grant funding is utilized effectively, efficiently and timeously and in terms of the grant conditions.	Yes
	METER READING STATISTICS : JANUARY 2014 (3.3.12.1) That the progress in the meter reading statistics: January 2014 as reflected in the report dated 3 February 2014 by the Chief Financial Officer be NOTED.	Yes
	METER READING TASK TEAM PROGRESS REPORT AS AT 7 FEBRUARY 2014 (3.3.1.2.1). (This report was discussed with the report Progress Report on Meter Reading as at 21 February 2014) That the report dated 24 February 2014 incorporating the recommendations of the Strategic Management Committee on the Meter Reading Task Team Progress Report as at 7 February 2014 in respect of progress made by the Meter Reading Task Team be NOTED.	Yes

Table 203 -Municipal Audit Committee Resolutions / Recommendations		
Date of Meeting	**Committee recommendations During 2013/14**	**Recommendations Adopted (enter Yes) / Not adopted (provide explanations)**
	METER READING TASK TEAM PROGRESS REPORT AS AT 21 FEBRUARY 2014 (3.3.1.2.1) That the report dated 12 March 2014 incorporating the recommendations of the Strategic Management Committee on the progress made by the Meter Reading Task Team and the concerns of the Municipal Manager regarding the slow pace being achieved be NOTED.	Yes
	ACTION PLAN TO ADDRESS AUDIT FINDING EX 32 : ANNUAL REVIEWS AND USEFUL LIVES AND RESIDUAL VALUES NOT PERFORMED (3.10.1.1) That the report dated 28 March 2014 incorporating the recommendations of the Financial Services Portfolio Committee on the Action Plan to Address Audit Finding Ex 32 : Annual Reviews and Useful Lives and Residual Values Not Performed be NOTED. That the resolutions of the Strategic Management Committee in respect of (a) above be NOTED. That the Chief Financial Officer submits a business plan in respect of the assessment of assets at the next meeting the Audit Committee.	Yes
	UPDATED AUDITOR GENERAL ACTION PLAN – 2012/2013 AUDIT That the Auditor General Action Plan – 2012/2013 Audit by the Financial Services Business Unit be STOOD DOWN until the next Audit Committee meeting, pending amendments being made to the schedule.	Yes
	7th MONTHLY REPORT (JANUARY 2014) ON THE 2013/2014 SERVICE DELIVERY AND BUDGET IMPLEMENTATION PLAN (SDBIP) & OPERATIONAL PLAN (OP) QUARTER ENDING MARCH 2014 (10.4.1) That the 7th Monthly Report (January 2014) on the 2013/2014 Service Delivery and Budget Implementation Plan (SDBIP) & Operational Plan (Op) Quarter Ending March 2014 be WITH-DRAWN, it being noted that the report on the Third Quarter was required to be presented at the next Audit Committee meeting for consideration and review.	Yes
	8TH MONTHLY REPORT (FEBRUARY 2014) ON THE 2013/2014 SERVICE DELIVERY AND BUDGET IMPLEMENTATION PLAN (SDBIP) & OPERATIONAL PLAN (OP) QUARTER ENDING MARCH 2014 (10.4.1) That the 8th Monthly Report (February 2014) on the 2013/2014 Service Delivery and Budget Implementation Plan (SDBIP) & Operational Plan (Op) Quarter Ending March 2014, WITH-DRAWN, it being noted that the report on the Third Quarter was required to be presented at the next Audit Committee meeting for consideration and review.	Yes
	FORENSIC REPORT ON AN INVESTIGATION INTO SUPPLY, DELIVERY INSTALLATION, COMMISSIONING AND MAINTAINING OF TWO CREMATORS AT MOUNTAINRISE CREMATORIUM (3.10.1.1) **FORENSIC REPORT ON INVESTIGATION INTO ALLEGED FRAUD, THEFT OF FUEL, MISUSE OF MUNICIPAL VEHICLES AND ABSENTEEISM BY MJ SHEZI: WASTE MANAGEMENT (3.10.1.1)** **INTERNAL AUDIT REPORT ON AUDIT OF COUNCILLORS BACKDATED SALARIES, ALLOWANCES AND BEN BUSINESS CASE FOR THE MARKET (24.2.2)BENEFITS (3.10.1.1)** **BUSINESS CASE FOR THE MARKET (24.2.2)** **FRUITLESS AND WASTEFUL EXPENDITURE (4.3.2)** **APPLICATION FOR THE WRITEOFF OF IRREGULAR EXPENDITURE FOR** **THE YEAR ENDED 30 JUNE 2013 FINANCIAL YEAR (3.7.1 (2012/2013))** **CREDITORS AGE ANALYSIS AS AT 31 JANUARY 2014 (4.3.2)** **MONTHLY REPORT ON PERFORMANCE MANAGEMENT OF CONTRACTS (4.7):** **INTERIM FINANCIAL STATEMENTS: 2013/2014 DECEMBER 2013 (3.7. (2013/2014))** **GOVERNMENT ARREAR DEBT AS AT 31 JANUARY 2014 (3.3.2.3.1)** **WATER DEBT WRITE-OFF (3.3.2.3.1)**	Yes
	REPORT ON THE ANTI-FRAUD AND ANTI-CORRUPTION POLICY, WHISTLEBLOWING POLICY AND ANTI-FRAUD AND CORRUPTION STRATEGY (3.10.1.1) That Process Managers implement and comply with the contents of the Anti-Fraud and Corruption Policy, Anti-Fraud and Corruption Strategy and Whistleblowing Policy in their areas of operation. That Process Managers bring the content of all annexures to the attention of their workforce and make sure that each one of them signs for a copy. That the Deputy Municipal Managers play an active role in ensuring that these policies and a strategy is implemented and adhered to at all times. That Deputy Municipal Managers and Process Managers invite Internal Audit at their operational management meetings to do a presentation on Anti-Fraud and Corruption.	Yes

Table 203 -Municipal Audit Committee Resolutions / Recommendations

Date of Meeting	Committee recommendations During 2013/14	Recommendations Adopted (enter Yes) / Not adopted (provide explanations)
24 JUNE 2014	**VERIFICATION AND CONDITIONAL ASSESSMENT OF INFRASTRUCTURE ASSETS** That it be noted that progress on the conditional assessment and review of useful life of assets is on track as indicated in the business plan and action plan from Smec South Africa (Pty) Ltd attached as Annexures 2.1 and 2.2 to the report dated 10 June 2014.	Yes
	RISK MANAGEMENT STRATEGY INCORPORATED INTO THE PERFORMANCE AGREEMENTS AND/OR WORK PLANS OF THE DEPUTY MUNICIPAL MANAGERS **NOTED.**	Yes
	LISTINGS OF THE IT AUDIT, PROCEDURES AND STRATEGIES That the Process Manager: ICT ensures that the Listings of the IT Audit, Procedures and Strategies be submitted to the next meeting of the Audit Committee.	Yes
	REPORT ON THE PROGRESS OF THE REVIEW OF THE 2013/2014 INTEGRATED DEVELOPMENT PLAN (IDP), SERVICE DELIVERY AND BUDGET IMPLEMENTATION PLAN (SDBIP) AND OPERATIONAL PLAN (OP) AS PER THE RECOMMENATIONS OF INTERNAL AUDIT (10.4.1) That the Manager : Office of the Municipal Manager ensures that a plan of action and progress reports in respect of the abovementioned item be submitted to the next Audit Committee meeting. – IN PROGRESS	Yes
	REPORT ON THE PROGRESS OF THE REVIEW OF THE 2013/2014 INTEGRATED DEVELOPMENT PLAN (IDP), SERVICE DELIVERY AND BUDGET IMPLEMENTATION PLAN (SDBIP) AND OPERATIONAL PLAN (OP) AS PER THE RECOMMENATIONS OF INTERNAL AUDIT (10.4.1) That the Auditor General should review Performance Management to be aligned and in compliance with the SMART principles, which should be addressed during the mid year review period; it being noted that the relevant documentation should be made available for the Auditor General to review, and in mid January 2014 the Auditor General should be in a position to provide feedback herein. – IN PROGRESS	Yes
	WATER DEBT WRITE-OFF (3.3.2.3.1) That the Executive Manager : Internal Audit undertakes a high level review on the Water Debt write – offs and submits a report to the next meeting of the Audit Committee.	Yes
	PROGRESS REPORTS FROM RISK MANAGEMENT COMMITTEE That reports from the Risk Management Committee be submitted to the Audit Committee for progress updates on an ongoing basis.	Yes
	AUDIT ON HOUSING RENTAL Deputy Municipal Manager: Community Services That the Presentation by the Deputy Municipal Manager : Community Services on the Audit on Waste Management be STOOD DOWN until the next meeting of the Audit Committee. Deputy Municipal Manager: Corporate Services That the progress made by the Centralised Leave Processing Office in respect of the Audit Findings from the Regularity Audit in respect of Leave for the Year ended 30 June 2013 be NOTED. That it be noted that training for the staff from the Centralised Leave Processing Office on the Payday System will be treated as a priority and be fast tracked by the Systems and Remuneration Manager to take place within the first quarter of the 2014 calendar year. That the Chief Financial Officer expedites the audit process of leave balances on the payday System for the period ending 31 August 2012.	Yes
	PROGRESS REPORT ON INTERNAL AUDIT FUNCTION FOR THE MONTH OF MARCH That the Manager: Office of the Municipal Manager : looks into the matter between Internal Audit and the Chief Financial Officer, pertaining to Finance claiming that Internal Audit Unit submitted an incorrect report. That the Deputy Municipal Manager : Corporate Services ensures that the relevant manager responsible for tracking of reports submits a report to the next Audit Committee, as per request from Councillor Tarr. That the Manager: Office of the Municipal Manager ensures that the Senior Manager: Auditor General is invited to the Strategic Management Committee every 2 weeks, and closer to September/October she be invited to the meeting every week. That the report dated 24 April 2014 incorporating the recommendations of the Operational Management Committee on the activities of the Internal Audit Business Unit for the Month of March 2014 be NOTED.	Yes

Table 203 -Municipal Audit Committee Resolutions / Recommendations		
Date of Meeting	**Committee recommendations During 2013/14**	**Recommendations Adopted (enter Yes) / Not adopted (provide explanations)**
	PROGRESS REPORT ON INTERNAL AUDIT FUNCTION FOR THE MONTH OF APRIL That the report dated 29 May 2014 incorporating the recommendations of the Operational Management Committee on the activities of the Internal Audit Business Unit for the Month of April 2014 be NOTED.	Yes
	INTERNAL AUDIT REPORT ON CONSUMER REFUNDS FOR OCTOBER 2013, NOVEMBER 2013, DECEMBER 2013 AND JANUARY 2014 (3.10.1.1) That the findings, recommendations and management comments in the final internal audit report on Consumer refunds for the period October 2013, November 2013, December 2013 and January 2014 be NOTED. That all consumer refunds processed should be supported with adequate supporting documentation. That sufficient reviews should be performed by the Manager: Consolidated Billing and the Process Manager: Income prior to submitting to Internal audit for auditing purposes. That the Chief Financial Officer should employ all avenues to ensure that the applications for consumer refunds are not delayed and that the backlog is brought up to date. That all consumers who have applied for refunds should be advised of the status of their applications for refund so as to avoid keeping them in the dark and end up referring their frustrations to the external stakeholders viz Office of the Premier, Public Protector, MEC: Co-operative Governance and Traditional Affairs, Provincial Treasury, Municipal Manager, media etc, as this always results in negative and bad publicity and tarnishes the image of the Municipality. That the implementation of the recommendations contained in the report dated 2 June 2014 by the Executive Manager : Internal Audit in respect of the Consumer Refunds be monitored through progress reports to the Strategic Management Committee and Audit Committee.	Yes
	INTERNAL AUDIT REPORT ON CONSUMER REFUNDS FOR FEBRUARY 2014 That the report dated 5 June 2014 by the Executive Manager : Internal Audit on the findings, management comments and recommendations made in the Final Internal Audit Report on Consumer Refunds for the period February 2014, be NOTED. That Implementation of the recommendation as contained in the report through progress reports to the Strategic Management Committee and Audit Committee be MONITORED.	Yes
	FINAL INTERNAL AUDIT REPORT ON CONSUMER REFUNDS FOR THE PERIOD MARCH 2014 (3.10.1.1) That the findings, management comments and recommendations made in the Final Internal Audit Report on Consumer Refunds for March 2014 be NOTED. (bThat the implementation of the recommendation as contained in the report through progress reports be MONITORED.	Yes
	INTERNAL AUDIT REPORT ON TRADE PAYABLES FOR 31 JANUARY 2014, 15 FEBRUARY 2014, 28 FEBRUARY 2014 AND 31 MARCH 2014 (3.10.1.1) That the Chief Financial Officer investigates any deviation from the approved Supply Chain Management Policy and Procedure approved by Council as well as Supply Chain Management Regulations and take the necessary disciplinary action against the relevant person (s). That the Chief Financial Officer hold the Process Manager: Expenditure fully responsible for non-submission of management comments prior to making payments. That the implementation of the recommendations contained in the report dated 15 May 2014 by the Executive Manager: Internal Audit be monitored through progress reports to the Strategic Management Committee and Audit Committee.	Yes
	INTERNAL AUDIT ON TRADE PAYABLES FOR 15 APRIL 2014, 30 APRIL 2014 AND 15 MAY 2014 (3.10.1.1) That the Chief Financial Officer investigate any deviation from the approved Supply Chain Management and Procedures as well as Supply Chain Management Regulations that has not been approved by the Accounting Officer in terms of Section 36 of the Msunduzi Supply Chain Management Policy and take the necessary disciplinary action against the relevant person (s). That the implementation of the recommendations contained in the report dated 2 June 2014 by the Executive Manager: Internal Audit in respect of the trade Payables be monitored through progress reports to the Strategic Management Committee and Audit Committee.	Yes
	FINAL INTERNAL AUDIT REPORT ON THE FOLLOW-UP AUDIT ON ASSET MANAGEMENT That the Chief Financial Officer ensures that all Asset polices are reviewed accordingly on an annual basis.	Yes

Table 203 -Municipal Audit Committee Resolutions / Recommendations

Date of Meeting	Committee recommendations During 2013/14	Recommendations Adopted (enter Yes) / Not adopted (provide explanations)
	IMPLEMENTATION OF PHASE 2 OF THE COMBINED ASSURANCE MODEL That the report dated 20 June 2014 incorporating the recommendations of the Strategic Management Committee be NOTED and the Implementation of Phase two of the Combined Assurance within the Municipality. That reports by Legal Services relating to Human Resources Management on Misconduct, reports that relate to any audit by Business Units (eg. Land audit, lease audit, fire-arm audit, landfill site audit by Environmental Affairs and any other audit or inspection conducted by a National Department on certain areas of the municipality which talk to cases of misconduct, that relate to the portfolio committees, be presented to them for consideration as they get finalized in order to enhance oversight by the portfolio committees.	Yes
	INTERNAL AUDIT REPORT ON SECTION 71 QUARTER 3 (3.10.1.1) That the item on Internal Audit Report on Section 71 Quarter 3 be STOOD DOWN pending adequate management comments taking into consideration the number and seriousness of issues, the Finance Business Unit must ensure that in the last quarter the same issues do not appear and must be addressed in the last report if the issues are valid.	Yes
	INTERNAL AUDIT REPORT ON FLEET MANAGEMENT (3.10.1.1.) That the item on the Internal Audit report on Fleet Management be submitted to the next Audit Committee meeting for consideration.	Yes
	REPORT ON THE STATUS UPDATE ON THE ANNUAL INTERNAL AUDIT PLAN FOR THE 2013/2014 FINANCIAL YEAR(3.10.1.1) That the progress on the implementation of the Annual Audit Plan for the 2013/2014 financial year, as detailed in the report dated 10 June 2014 by the Executive Manager: Internal Audit be NOTED.	Yes
	REPORT ON THE PROPOSED ANNUAL AUDIT PLAN FOR THE 2014/2015 FINANCIAL YEAR (3.10.1.1) That the undated schedule by the Executive Manager Internal Audit on the Report on the Proposed Annual Audit Plan for the 2014/2015 financial year be NOTED.	Yes
	MONTHLY REPORT (APRIL 2014) : SECTION 71 OF THE MUNICIPAL FINANCE MANAGEMENT ACT NO. 56 OF 2003 That the report dated 6 May 2014 by the Chief Financial Officer on the Monthly Report (April 2014): Section 71 of The Municipal Finance Management Act No. 56 of 2003, be NOTED. That the Chief Financial Officer ensures that the Income Statement and Balance Sheet be included in the future monthly reporting and is submitted to the next meeting of the Audit Committee. That the Chief Financial Officer ensures that the Cash Flow for the last quarter is reflected in the next monthly report. That the Chief Financial Officer ensures that a plan be put into place in order to improve the collection rate; it being noted that trends in this regard should be reflected in the monthly reports. That with regards to the collection rate, one month should not be shown in isolation. That prior actuals and current actuals in relation to the budget should be reflected. That actuals for 2014 was missing and should have been reflected in the report. That the Chief Financial Officer ensures that seasonal Changes are taken in account during the budget. That the Audit Committee prepares a report to the Municipal Manager pertaining to the Audit Committee outlining the setbacks experienced with various issues presented and relevant outstanding matters. That prior to the next Audit Committee meeting the Audit Committee members meet with the Municipal Manager to discuss issues which are not be addressed and attended to.	Yes
	MONTHLY REPORT: MARCH 2014 : SECTION 66 AND 52 OF THE MUNICIPAL FINANCE MANAGEMENT ACT NO 56 OF 2003 That the Section 66 and 52 Report as at the end of March 2014 be NOTED. (b) That the resolution of Strategic Management Committee meeting held on 29 April 2014 in respect of (a) above be NOTED. That the Audit Committee members prepare and submit a report to the Municipal Manager outlining all the outstanding issues and the setbacks experienced with various issues; it being noted that a meeting also be held with the Municipal Manager prior to the next meeting to discuss the issues not being attended to.	Yes
	MONTHLY REPORT: APRIL 2014 : SECTION 66 OF THE MUNICIPAL FINANCE MANAGEMENT ACT NO 56 OF 2003 That the section 66 report as at the end of April be NOTED.	Yes

Table 203 -Municipal Audit Committee Resolutions / Recommendations		
Date of Meeting	**Committee recommendations During 2013/14**	**Recommendations Adopted (enter Yes) / Not adopted (provide explanations)**
	INTERNAL AUDIT REPORT ON CONSUMER REFUNDS That the report dated 11 June 2014 in respect of Internal Audit Report On Consumer Refunds regarding the steps taken to discipline employees that were involved with consumer refunds be NOTED; it being noted that the Chief Financial Officer reconsider the matter and report to the next meeting where systems should be put into place for control purposes.	Yes
	FINANCIAL MANAGEMENT SYSTEM AND BUSINESS PROCESS MAPPING PROGRESS REPORT AS AT 5 JUNE 2014 That the progress on the acquisition of the Financial Management System as at 5 June 2014 be NOTED. That the status and the plan of the Business Process Mapping exercise be NOTED. That the Chief Financial Officer ensures that a clear project plan and budget be submitted to the next Audit Committee meeting to enable the Audit Committee to analyse current processes and status of the project.	Yes
	INTERNAL AUDIT QUERY ON INDIGENT SCHEDULE FOR 2013/2014 That it be NOTED that the amended Indigent Policy will address all policy related audit queries. That water restriction measures for consumers exceeding the free basic allowance may not be implemented at this stage since the current metering system is not conducive for that exercise, and that instead the consumer shall pay for any consumption beyond the 6kl free basic allowance.	Yes
	METER READING STATISITICS: MARCH 2014 That the Meter Reading Statistics for March 2014 as incorporated in the report dated 29 April incorporating the recommendations of the Strategic Management Committee be NOTED	Yes
	METER READING TASK TEAM RESOURCES REQUIREMENTS That the report dated 13 May 2014 incorporating the recommendations of the Strategic Management Committee in respect of the Meter Reading Task Team Resources Requirements be NOTED. That the resolutions of the Strategic Management Committee meeting held on 5 May 2014 in respect of (a) above be NOTED.	Yes
	UNSPENT BALANCES ON CONDITIONAL GRANTS AS AT 31 MARCH 2014 That the Deputy Municipal Managers ensure that Annexure D attached to the report dated 9 April 2014 by the Chief Financial Officer is updated on a monthly basis with the cash flow projections, actual expenditure incurred an variances for all projections under their control and emailed to the Accountant in the Budget Office by the 5th of every month. That all Deputy Municipal Managers ensure that the action plans are submitted for all grant funded projects under their control via email to the Accountant in the Budget Officer by the 5th of every month. That all Deputy Municipal Managers take note of the information required in terms of the application for roll over of unspent grant funding as per Municipal Finance Management Act Circular 72 and ensure that information is provided to the Accountant in the Budget Officer by the 31st July 2014 for preparation of he composite application of all unspent grants as at 30 June 2014. That all Deputy Municipal Managers ensure the accuracy of details/amendments of the Deputy Municipal Managers, Process Managers and Msunduzi Project Champions provided in Annexure A of the projects listed, to the Accountant in the Budget Officer. That all Deputy Municipal Managers provide copies of the Municipal Operating Accounts and business plans for the projects that are listed in Annexure A, where Finance has not received these documents. That the Deputy Municipal Managers and Managers ensure that the Budget Office is made aware when grant funding is being applied for and that copies of the Municipal Operating Accounts Business Plans and Service Level Agreements are submitted to the Accountant in the Budget Office to ensure that financial monitoring and reporting requirements are met. That Deputy Municipal Managers ensure their planning for grant funded projects is done timeously to ensure that grant funding is utilized effectively, efficiently and timeously and in terms of the grant.	Yes
	PROGRESS REPORT ON INTERNAL AUDIT BY THE CHIEF FINANCIAL OFFICER : HOUSING RENTAL STOCK That the progress made to date regarding the audit report on Housing Rental Stock, as outlined in the report dated 20 May 2014 by the Chief Financial Officer, be NOTED.	Yes

Table 203 -Municipal Audit Committee Resolutions / Recommendations

Date of Meeting	Committee recommendations During 2013/14	Recommendations Adopted (enter Yes) / Not adopted (provide explanations)
	FINANCIAL PROCEDURE MANUAL: MUNICIPAL MARKET That the report dated 10 June 2014 incorporating the recommendations of the Strategic Management Committee in respect of the Financial Policy and Procedure Manual for the Market be NOTED That the resolution of the Strategic Management Committee meeting held on 9 June in respect of (a) above be NOTED.	Yes
	AUDITOR GENERAL ACTION PLAN – 2012/2013 That the schedule on the Auditor General Action Plan – 2012/2013 be STOOD DOWN until the next meeting of the Audit Committee and an updated schedule be submitted.	Yes
	SPECIAL REPORT ON CONSUMER REFUNDS STATUS AND BACKLOG ERADICATION That the process plan for the payment of consumer refunds, as detailed in the report dated 2 June 2014 by the Chief Financial Officer be NOTED. That the Revenue Section ensures that going forward the process is maintained in order to avoid regress thereby frustrating customers.	Yes
	REPORT ON THE REVIEW OF THE INTEGRATED DEVELOPMENT PLAN SCORECARDS, SERVICE DELIVERY AND BUDGET IMPLEMENTATION PLAN (SDBIP) AND OPERATIONAL PLAN (OP) FOR THE 2013/2014 FINANCIAL YEAR(10.4.1) That the report dated 5 June 2014 by the Manager : Office of the Municipal Manager on the Review of the Integrated Development Plan Scorecards, Service Delivery And Budget Implementation Plan (SDBIP) And Operational Plan (OP) for the 2013/2014 Financial Year be NOTED. That the recommended amendments (removal and inclusion of Key Performance Indicators) to the Service Delivery and Budget Implementation Plan (SDBIP) and Operational Plan (OP) 2013/2014, as contained in Annexure a to the report dated 3 September 2013 by the Manager : Officer of the Municipal Manager, be NOTED and APPROVED. That the recommended amendments (removal and inclusion of Key Performance Indicators) to the Integrated Development Plan (IDP) 2013/2014 five-year and one-year scorecards as contained in Annexure B to the report dated 3 September 2013 by the Manager : Office of the Municipal Manager. That the recommended amendments to indicators that were noted as not being SMART on the SDBIP and OP 2013/2014 as contained in Annexure C to the report dated 3 September 2013 by the Manager : Office of the Municipal Manager, be NOTED and APPROVED. That the recommended inclusion of Councils three year Capital Plan on the SDBIP 2013/2014 as contained in Annexure D to the report dated 3 September 2013 by the Manager: Office of the Municipal Manager, be NOTED and APPROVED. That the recommended inclusion of the National Treasury Template and Indicators on the SDBIP 2013/2014 as contained in Annexure E to the report dated 3 September 2013 by the Manager: Office of the Municipal Manager, be NOTED and APPROVED. That once the amendments referred to above have been effected and submitted to the Full Council for approval an Executive Summary of the current approved Integrated Development Plan (IDP) is published, including the five-year and one-year scorecards.	Yes
	3RD QUARTERLY REPORT (JANUARY TO MARCH 2014) ON THE 2013/2014 SERVICE DELIVERY AND BUDGET IMPLEMENTATION PLAN (SDBIP) & OPERATIONAL PLAN (OP) QUARTER ENDING MARCH 2014 (10.4.1) That the 3rd Quarterly Report (January to March 2014) dated 23 April 2014 incorporating the recommendations of the Operational Management Committee on the 2013/2014 Service Delivery and Budget Implementation Plan (SDBIP) & Operational Plan (OP) quarter ending March 2014 be NOTED. That the 3rd Quarterly Report (January to March 2014) dated 23 April 2014 incorporating the recommendations of the Operational Management Committee on the 2013/2014 Service Delivery and Budget Implementation Plan (SDBIP) & Operational Plan (OP) quarter ending March 2014 be forwarded to the Internal Audit Unit to conduct a performance audit on the reported results. That all Business Units utilize the report as a management tool to identify early warning signals and apply appropriate corrective measures for the 2013/2014 financial year. That ED 02 on the SDBIP being reported on by the Office of the Mayor be removed as it has been found that there is already an approved Youth Development Strategy and therefore there was no need to develop a Youth Development Strategy for 2013/2014.	Yes
	CLASSIFICATION OF CONFIDENTIAL REPORTS That in future any reports that are classified as confidential, Business Units are to consult with the Accounting Officer and Internal Audit should a report be deemed confidential in nature.	Yes

CHAPTER 10 – FINANCIAL DECLARATIONS OF COUNCILLORS AND MUNICIPAL STAFF

MSUNDUZI MUNICIPALITY COUNCILLOR'S DISCLOSURE& DECLARATION OF INTERESTS 2013/2014 FINANCIAL YEAR

The following tables are a reflection of Councillors disclosures and declarations of interests, employee & financial disclosure summary.

Table 204 - MSUNDUZI MUNICIPALITY COUNCILLOR'S DISCLOSURE & DECLARATION OF INTERESTS 2013/2014 FINANCIAL YEAR

NO.	SURNAME	NAME	DESIGNATION	DATE OF DISCLOSURE & DECLARATION	SHARES & SECURITIES IN ANY COMPANY (YES/NIL)	MEMBERSHIP OF ANY CLOSED CORPORATION (YES/NIL)	INTERESTS IN ANY TRUST (YES/NIL)	DIRECTORSHIPS (YES/NIL)	PARTNERSHIPS (YES/NIL)	FINANCIAL INTERESTS IN ANY BUSINESS UNDERTAKING (YES/NIL)	ADDITIONAL INTERESTS			
											EMPLOYED (YES/NO)	OWNERSHIP / INTEREST IN PROPERTIES (YES/NIL)	PENSION (YES/NIL)	SUBSIDY / GRANT / SPONSHORSHIP (YES/NIL)
1	Mbanjwa	Amos Lucky	Ward Councillor	28-May-13	NIL	NIL	NIL	NIL	NIL	NIL	NO	NIL	NIL	NIL
2	Sokhela	Mansizwa Simon	Ward Councillor	29-May-13	NIL	NIL	NIL	NIL	NIL	NIL	NO	NIL	NIL	NIL
3	Madlala	Linda Linford	Ward Councillor	23-May-13	NIL	NIL	NIL	NIL	NIL	NIL	NO	NIL	NIL	NIL
4	Buthelezi	Thandiwe Mercy	Ward Councillor	17-May-13	NIL	NIL	NIL	NIL	NIL	NIL	NO	NIL	NIL	NIL
5	Shozi	Philllip Bonga	Ward Councillor	23-May-13	NIL	NIL	NIL	NIL	NIL	NIL	NO	NIL	NIL	NIL
6	Makhathini	Falakhe Michael	Ward Councillor	24-May-13	NIL	NIL	NIL	NIL	NIL	NIL	NO	NIL	NIL	NIL
7	Mkhize	Mbusiswa Hencefort	Ward Councillor	30-Jun-13	NIL	NIL	NIL	NIL	NIL	NIL	NO	NIL	NIL	NIL
8	Ngcobo	Bhekumuzi Bethwell	Ward Councillor	27-May-13	NIL	NIL	NIL	NIL	NIL	NIL	YES	NIL	NIL	NIL
9	Ngcobo	Jeffrey Mbuyiselwa	Ward Councillor	30-Jun-13	NIL	NIL	NIL	NIL	NIL	NIL	YES	NIL	NIL	NIL
10	Ngcobo	Msizi Alex	Ward Councillor	30-Jun-13	NIL	NIL	NIL	NIL	NIL	NIL	NO	NIL	NIL	NIL
11	Madonda	Innocent Sipho	Ward Councillor	25-May-13	YES	NIL	NIL	YES	NIL	NIL	NO	NIL	NIL	NIL
12	Majola	Terence Sboniso	Ward Councillor	30-Jun-13	NIL	NIL	NIL	NIL	NIL	NIL	NO	NIL	NIL	NIL
13	Dlomo	Armstrong Bongani	Ward Councillor	18-May-13	NIL	NIL	NIL	NIL	YES	NIL	NO	NIL	NIL	NIL
14	Mkhize	Alfred Sibusiso	Ward Councillor	18-May-13	NIL	NIL	NIL	YES	NIL	NIL	NO	NIL	NIL	NIL

Table 204 - MSUNDUZI MUNICIPALITY COUNCILLOR'S DISCLOSURE & DECLARATION OF INTERESTS 2013/2014 FINANCIAL YEAR

NO.	SURNAME	NAME	DESIGNATION	DATE OF DISCLOSURE & DECLARATION	SHARES & SECURITIES IN ANY COMPANY (YES/NIL)	MEMBERSHIP OF ANY CLOSED CORPORATION (YES/NIL)	INTERESTS IN ANY TRUST (YES/NIL)	DIRECTORSHIPS (YES/NIL)	PARTNERSHIPS (YES/NIL)	FINANCIAL INTERESTS IN ANY BUSINESS UNDERTAKING (YES/NIL)	ADDITIONAL INTERESTS			
											EMPLOYED (YES/NO)	OWNERSHIP / INTEREST IN PROPERTIES (YES/NIL)	PENSION (YES/NIL)	SUBSIDY / GRANT / SPONSHORSHIP (YES/NIL)
15	Mlete	Vusumuzi Garnet Michael	Ward Councillor	30-Jun-13	NIL	YES	NIL	NIL	NIL	NIL	NO	NIL	NIL	NIL
16	Zuma	Bhekabantu Michael	Ward Councillor	30-Jun-13	NIL	NIL	NIL	YES	NIL	NIL	NO	NIL	NIL	NIL
17	Sithole	Philisiwe	Ward Councillor	27-May-13	NIL	NIL	NIL	NIL	NIL	NIL	NO	NIL	NIL	NIL
18	Gwala	Sindisiwe Cydy	Ward Councillor	23-May-13	NIL	NIL	NIL	NIL	NIL	NIL	NO	NIL	NIL	NIL
19	Ndawonde	Caiphas	Ward Councillor	28-Apr-13	YES	YES	NIL	NIL	NIL	NIL	NO	NIL	NIL	NIL
20	Xulu	Thulani Vincent	Ward Councillor & EXCO	30-Jun-13	NIL	YES	NIL	NIL	YES	NIL	NO	NIL	NIL	NIL
21	Mkhize	Bhekithemba Mtuza	Ward Councillor	24-May-13	NIL	YES	NIL	NIL	NIL	YES	YES	NIL	NIL	NIL
22	Jaca	Vela Patrick	Ward Councillor	30-Jun-13	NIL	NIL	NIL	NIL	NIL	NIL	NO	NIL	NIL	NIL
23	Phungula	Bernard Dumisani	Ward Councillor	04-Jun-13	NIL	YES	NIL	NIL	NIL	YES	YES	YES	NIL	NIL
24	Ngidi	Philani Goodwill	Ward Councillor	30-Jun-13	NIL	NIL	NIL	NIL	NIL	NIL	NO	NIL	NIL	NIL
25	Ryder	David Francis	Ward Councillor	20-May-13	YES	NIL	NIL	NIL	NIL	NIL	NO	YES	YES	NIL
26	McArthur	Glenn Robert	Ward Councillor	03-Jun-13	NIL	NIL	YES	NIL	NIL	NIL	YES	NIL	NIL	NIL
27	Lawrence	Mary Judith	Ward Councillor	28-May-13	NIL	NIL	NIL	NIL	NIL	NIL	NO	YES	YES	NIL
28	Govender	Soobramoney Nithia	Ward Councillor	30-Jun-13	NIL	NIL	YES	NIL	NIL	NIL	NO	YES	NIL	NIL
29	Ndlovu	Thandi Patience	Ward Councillor	28-May-13	NIL	NIL	NIL	NIL	NIL	NIL	NO	NIL	NIL	NIL
30	Singh	Jaiheen	Ward Councillor	28-May-13	NIL	YES	NIL	NIL	NIL	NIL	NO	NIL	NIL	NIL

Table 204 - MSUNDUZI MUNICIPALITY COUNCILLOR'S DISCLOSURE & DECLARATION OF INTERESTS 2013/2014 FINANCIAL YEAR														
NO.	SURNAME	NAME	DESIGNATION	DATE OF DISCLOSURE & DECLARATION	SHARES & SECURITIES IN ANY COMPANY (YES/NIL)	MEMBERSHIP OF ANY CLOSED CORPORATION (YES/NIL)	INTERESTS IN ANY TRUST (YES/NIL)	DIRECTORSHIPS (YES/NIL)	PARTNERSHIPS (YES/NIL)	FINANCIAL INTERESTS IN ANY BUSINESS UNDERTAKING (YES/NIL)	ADDITIONAL INTERESTS			
											EMPLOYED (YES/NO)	OWNERSHIP / INTEREST IN PROPERTIES (YES/NIL)	PENSION (YES/NIL)	SUBSIDY / GRANT / SPONSHORSHIP (YES/NIL)
31	Ahmed	Rooksana	Ward Councillor	21-Jun-13	NIL	NIL	NIL	NIL	NIL	NIL	NO	NIL	NIL	NIL
32	Schalkwyk	Mary	Ward Councillor & EXCO	07-Jun-13	NIL	NIL	NIL	NIL	NIL	NIL	YES	NIL	NIL	NIL
33	Atwaru	Nalini	Ward Councillor	23-May-13	NIL	NIL	YES	NIL	NIL	NIL	NO	NIL	NIL	NIL
34	Majola	Eunice Nomagugu	Ward Councillor & EXCO	12-Jun-13	NIL	NIL	NIL	NIL	NIL	NIL	NO	NIL	NIL	NIL
35	Matiwane	Thandi	Ward Councillor	14-May-13	NIL	NIL	NIL	NIL	NIL	NIL	NO	NIL	NIL	NIL
36	Winterbach	Ludwig Johann	Ward Councillor	23-May-13	YES	NIL	NIL	NIL	NIL	NIL	NO	YES	NIL	NIL
37	Lyne	Sandra Patricia	Ward Councillor	23-May-13	NIL	NIL	NIL	NIL	NIL	NIL	NO	YES	NIL	NIL
38	Ndlela	Chris J	PR Councillor - Mayor	30-Jun-13	NIL	NIL	NIL	NIL	NIL	NIL	NIL	YES	NIL	NIL
39	Zuma	Thobani R	PR Councillor - Deputy Mayor	12-Jun-13	YES	NIL	NIL	NIL	NIL	NIL	NO	NIL	NIL	NIL
40	Baijoo	Babu	PR Councillor - Speaker	15-May-13	YES	YES	YES	YES	NIL	NIL	NIL	NIL	NIL	NIL
41	Magubane	Truman V	PR Councillor - Chief Whip	30-Jun-13	NIL	NIL	NIL	NIL	NIL	NIL	NO	NIL	YES	NIL
42	Ngubo	Jabulisile J	PR Councillor - EXCO	30-Jun-13	NIL	NIL	NIL	NIL	NIL	NIL	NO	NIL	NIL	NIL
43	Inderjit	Manilal	PR Councillor - EXCO	26-Jun-13	NIL	NIL	NIL	NIL	NIL	NIL	NO	NIL	NIL	NIL
44	Lambert	William Francis	PR Councillor - EXCO	21-May-13	YES	NIL	NIL	YES	NIL	NIL	NO	YES	NIL	NIL
45	Chetty	Mergan K	PR Councillor - EXCO	08-May-13	NIL	NIL	NIL	NIL	NIL	NIL	NO	NIL	NIL	NIL
46	Bhengu	Ntokozo Patrick	PR Councillor - EXCO	30-Jun-13	NIL	NIL	NIL	NIL	NIL	NIL	NO	NIL	NIL	NIL
47	Dlamini	Tholakele	PR Councillor	30-Jun-13	NIL	NIL	NIL	NIL	NIL	NIL	NO	NIL	NIL	NIL
48	Buthelezi	Doreen	PR Councillor	14-May-13	NIL	NIL	NIL	NIL	NIL	NIL	NO	NIL	NIL	NIL

Table 204 - MSUNDUZI MUNICIPALITY COUNCILLOR'S DISCLOSURE & DECLARATION OF INTERESTS 2013/2014 FINANCIAL YEAR

NO.	SURNAME	NAME	DESIGNATION	DATE OF DIS-CLOSURE & DECLARA-TION	SHARES & SECURITIES IN ANY COMPANY (YES/NIL)	MEMBERSHIP OF ANY CLOSED CORPORATION (YES/NIL)	INTERESTS IN ANY TRUST (YES/NIL)	DIRECTOR-SHIPS (YES/NIL)	PARTNER-SHIPS (YES/NIL)	FINANCIAL INTERESTS IN ANY BUSINESS UNDERTAKING (YES/NIL)	ADDITIONAL INTERESTS			
											EMPLOYED (YES/NO)	OWNERSHIP / INTEREST IN PROPERTIES (YES/NIL)	PENSION (YES/NIL)	SUBSIDY / GRANT / SPON-SHORSHIP (YES/NIL)
49	Mbatha	Faith Zonke	PR Councillor	14-May-13	YES	NIL	NIL	NIL	NIL	NIL	NO	NIL	NIL	NIL
50	Ngcobo	Lindiwe	PR Councillor	30-Jun-13	NIL	NIL	NIL	NIL	NIL	NIL	NO	NIL	NIL	NIL
51	Mkhize	Mantombi A	PR Councillor	10-May-13	YES	NIL	NIL	YES	NIL	NIL	NO	NIL	NIL	NIL
52	Zungu	Thandiwe Rosemary	PR Councillor	30-Jun-13	NIL	YES	NIL	NIL	YES	NIL	NO	NIL	NIL	NIL
53	Ngcobo	Kathrine Malindi	PR Councillor	28-May-13	NIL	NIL	NIL	YES	NIL	NIL	NO	NIL	NIL	NIL
54	Soobiah	Rachel	PR Councillor	30-Jun-13	NIL	NIL	NIL	NIL	NIL	NIL	NO	NIL	NIL	NIL
55	Tarr	Michael A	PR Councillor	16-Jun-13	NIL	NIL	NIL	YES	NIL	NIL	NO	YES	YES	NIL
56	Msiman-go	Nokuthula	PR Councillor	30-Jun-13	NIL	NIL	NIL	NIL	NIL	NIL	NO	NIL	NIL	NIL
57	Ndlovu	Zanele N	PR Councillor	30-Jun-13	NIL	NIL	NIL	NIL	NIL	NIL	NO	NIL	NIL	NIL
58	Ahmed	Najmah B	PR Councillor	14-May-13	NIL	NIL	NIL	NIL	NIL	NIL	NO	NIL	NIL	NIL
59	Zungu	Ningi J	PR Councillor	30-Jun-13	NIL	NIL	NIL	NIL	NIL	NIL	NO	NIL	NIL	NIL
60	Gumede	Noxolo	PR Councillor	30-Jun-13	NIL	NIL	NIL	NIL	NIL	NIL	NO	NIL	NIL	NIL
61	Dlamini	Nokwazi P	PR Councillor	30-Jun-13	NIL	NIL	NIL	NIL	NIL	NIL	NO	NIL	NIL	NIL
62	Ashe	Rodger Pryor	PR Councillor	16-May-13	YES	NIL	NIL	NIL	NIL	NIL	NO	YES	YES	NIL
63	Sikha-khane	Lungisani Nkhaso	PR Councillor	07-May-13	NIL	NIL	NIL	NIL	NIL	NIL	NO	NIL	NIL	NIL
64	Ndlovu	Mandlen-kosi David	PR Councillor	12-Jun-13	NIL	NIL	NIL	NIL	NIL	NIL	NO	NIL	NIL	NIL
65	Bradley	Chris	PR Councillor	04-Jun-13	NIL	NIL	NIL	YES	NIL	NIL	NO	NIL	NIL	NIL
66	Zuma	Bukelani	PR Councillor	23-May-13	NIL	YES	YES	NIL	NIL	NIL	NO	NIL	NIL	NIL
67	Zondi	Dolo Phillip	PR Councillor	06-Jun-13	NIL	NIL	NIL	NIL	NIL	NIL	NO	YES	NIL	NIL
68	Ntombela	Dennis T	PR Councillor	30-Jun-13	NIL	YES	NIL	YES	NIL	NIL	YES	NIL	NIL	NIL
69	Sokhela	Balozile C	PR Councillor	30-Jun-13	NIL	NIL	NIL	NIL	NIL	NIL	NO	NIL	NIL	NIL
70	Magwaza	Thokozani	PR Councillor	30-May-13	NIL	NIL	NIL	NIL	NIL	NIL	NO	NIL	NIL	NIL
71	Maphu-mulo	Msawen-kosi	PR Councillor	30-Jun-13	NIL	NIL	NIL	YES	NIL	NIL	NO	NIL	NIL	NIL
72	Ngcobo	Thulisiwe	PR Councillor	30-Jun-13	NIL	NIL	NIL	NIL	NIL	NIL	NO	NIL	NIL	NIL
73	Singh	Radhia Bee	PR Councillor	10-May-13	NIL	NIL	NIL	NIL	NIL	NIL	NO	NIL	NIL	NIL

MSUNDUZI MUNICIPALITY EMPLOYEE FINANCIAL DISCLOSURE SUMMARY 2013/2014 FINANCIAL YEAR

Table 205 - MSUNDUZI MUNICIPALITY EMPLOYEE FINANCIAL DISCLOSURE SUMMARY 2013/2014 FINANCIAL YEAR

NO.	SURNAME	NAME	STRATEGIC BUSINESS UNIT	DESIGNATION	DATE OF DISCLOSURE	SHARES & OTHER FINANCIAL INTERESTS (YES/NIL)	DIRECTORSHIPS & PARTNERHIPS (YES/NIL)	REMUNERATED WORK OUTSIDE THE MUNICIPALITY (YES/NIL)	CONSULTANCIES & RETAINERSHIPS (YES/NIL)	SPONSORSHIPS (YES/NIL)	GIFTS & HOSPITALITY FROM A SOURCE OTHER THAN A FAMILY MEMBER (YES/NIL)	LAND & PROPERTY (YES/NIL)
1	Nkosi	Mxolisi A	Msunduzi Municipality	Municipal Manager	12-Jul-13	YES	YES	YES	NIL	NIL	NIL	YES
2	Maseko	Thokozani Shadrack	Infrastucture Services Business Unit	Deputy Municipal Manager: Infrastructure Services	31-Jul-13	NIL	NIL	NIL	NIL	NIL	NIL	YES
3	Zulu	Boniwe	Community Services Business Unit	Deputy Municipal Manager: Community Services	13-Dec-13	NIL	NIL	NIL	NIL	NIL	NIL	NIL
4	Ngcobo	Nelisiwe	Financial Services Business Unit	Deputy Municipal Manager: Financial Services	12-Jul-13	NIL	NIL	NIL	NIL	NIL	NIL	YES
5	Ngcobo	Mfankhona Raymond	Economic Development Business Unit	Deputy Municipal Manager: Economic Development	12-Jul-13	YES	YES	NIL	NIL	NIL	NIL	YES
6	Molapo	Lynnete Ida Mosa	Corporate Services Business Unit	Deputy Municipal Manager: Corporate Services	13-Dec-13	YES	YES	YES	YES	NIL	NIL	YES
7	Sivparsad	Brenden Basil	Infrastucture Services Business Unit	Process Manager: Water & Sanitation	30-Jul-13	NIL	NIL	NIL	NIL	NIL	NIL	YES
8	Mbimbi	Sithembiso	Infrastucture Services Business Unit	Process Manager: Roads & Stormwater	31-Jul-13	YES	NIL	NIL	NIL	NIL	NIL	YES
9	Sabatha	Nomnganga	Infrastucture Services Business Unit	Process Manager: Electricity	31-Jul-13	NIL	NIL	NIL	NIL	NIL	NIL	YES
10	Ngcobo	Mthandeni	Infrastucture Services Business Unit	Manager: Fleet Management	31-Jul-13	NIL	YES	NIL	NIL	NIL	NIL	YES
11	Raghunandan	Sunjoy	Infrastucture Services Business Unit	Project Manager: Landfill Site	31-Jul-13	NIL	NIL	NIL	NIL	NIL	NIL	YES
12	Anderson	Niall	Infrastucture Services Business Unit	Process Manager: Project Management Unit	31-Jul-13	NIL	NIL	NIL	NIL	NIL	NIL	YES

Table 205 - MSUNDUZI MUNICIPALITY EMPLOYEE FINANCIAL DISCLOSURE SUMMARY 2013/2014 FINANCIAL YEAR

NO.	SURNAME	NAME	STRATEGIC BUSINESS UNIT	DESIGNATION	DATE OF DISCLOSURE	SHARES & OTHER FINANCIAL INTERESTS (YES/NIL)	DIRECTORSHIPS & PARTNERHIPS (YES/NIL)	REMUNERATED WORK OUTSIDE THE MUNICIPALITY (YES/NIL)	CONSULTANCIES & RETAINERSHIPS (YES/NIL)	SPONSORSHIPS (YES/NIL)	GIFTS & HOSPITALITY FROM A SOURCE OTHER THAN A FAMILY MEMBER (YES/NIL)	LAND & PROPERTY (YES/NIL)
13	Zuma	Mandla	Community Services Business Unit	Process Manager: Community Development	31-Jul-13	NIL	YES	NIL	NIL	NIL	NIL	YES
14	Nkosi	Nomasonto (Dr)	Community Services Business Unit	Process Manager: Health & Socical Services	31-Jul-13	YES	YES	NIL	NIL	NIL	NIL	YES
15	Khumalo	Kwenza Justice	Community Services Business Unit	Process Manager: Pubic Safety and Enforcement	31-Jul-13	NIL	NIL	NIL	NIL	NIL	NIL	NIL
16	Kunene	Lungisani	Community Services Business Unit	Process Manager: Area Based Management	31-Jul-13	YES	NIL	NIL	NIL	NIL	NIL	YES
17	Nxumalo	Sipho	Financial Services Business Unit	Process Manager: Expenditure Management	31-Jul-13	NIL	NIL	NIL	NIL	NIL	NIL	YES
18	Ngobese	Bongani	Financial Services Business Unit	Process Manager: Revenue Management	31-Jul-13	YES	YES	NIL	NIL	NIL	NIL	YES
19	Ndlovu	Ndlovu	Financial Services Business Unit	Process Manager: Supply Chain Management	31-Jul-13	NIL	NIL	NIL	NIL	NIL	NIL	NIL
20	Khoza	Sifiso	Financial Services Business Unit	Process Manager: Budget & Treasury Management	31-Jul-13	YES	YES	NIL	NIL	NIL	NIL	YES
21	Zimu	Sipho	Economic Development Business Unit	Process Manager: Local Economic Development	31-Jul-13	NIL	NIL	NIL	NIL	NIL	NIL	YES
22	Greatwood	Mike	Economic Development Business Unit	Process Manager: Planning & Environmental Management	31-Jul-13	NIL	NIL	NIL	NIL	NIL	NIL	YES
23	Cowie	Trevor	Economic Development Business Unit	Process Manager: Infrastructure Planning & Survey	31-Jul-13	YES	NIL	NIL	NIL	NIL	NIL	YES
24	Khumalo	Zodwa	Corporate Services Business Unit	Process Manager: Human Resources Management	31-Jul-13	YES	YES	NIL	NIL	NIL	NIL	NIL
25	Mpanza	Terence Khumbuzo	Corporate Services Business Unit	Process Manager: Sound Governance	31-Jul-13	NIL	YES	NIL	NIL	NIL	NIL	NIL

Table 205 - MSUNDUZI MUNICIPALITY EMPLOYEE FINANCIAL DISCLOSURE SUMMARY 2013/2014 FINANCIAL YEAR												
NO.	SURNAME	NAME	STRATEGIC BUSINESS UNIT	DESIGNATION	DATE OF DISCLOSURE	SHARES & OTHER FINANCIAL INTERESTS (YES/NIL)	DIRECTORSHIPS & PARTNERHIPS (YES/NIL)	REMUNERATED WORK OUTSIDE THE MUNICIPALITY (YES/NIL)	CONSULTANCIES & RETAINERSHIPS (YES/NIL)	SPONSORSHIPS (YES/NIL)	GIFTS & HOSPITALITY FROM A SOURCE OTHER THAN A FAMILY MEMBER (YES/NIL)	LAND & PROPERTY (YES/NIL)
26	Ngebulane	Xolile	Corporate Services Business Unit	Process Manager: Information Communication Technology	31-Jul-13	NIL	NIL	NIL	NIL	NIL	NIL	NIL
27	Van Der Merwe	jJohannes Jacobus	Corporate Services Business Unit	Manager: Legal Sevices	31-Jul-13	YES	YES	NIL	NIL	NIL	NIL	YES
28	Plaatjies	Madeleine	Corporate Business Unit	Manager: Ofice of the Municipal Manager	31-Jul-13	NIL	NIL	NIL	NIL	NIL	NIL	YES
29	Hlela	Nondumiso	Corporate Business Unit	Manager: Ofice of the Speaker	31-Jul-13	YES	NIL	NIL	NIL	NIL	NIL	YES
30	Mahlangu	Evodia	Corporate Business Unit	Manager: Ofice of the Mayor	31-Jul-13	NIL	NIL	NIL	NIL	NIL	NIL	YES
31	Mahlaba	Jabulani	Corporate Business Unit	Executive Manager: Internal Audit	31-Jul-13	NIL	NIL	YES	NIL	NIL	NIL	YES
32	Zuma	Brian	Corporate Business Unit	Manager: Marketing & Communication	31-Jul-13	NIL	NIL	NIL	NIL	NIL	NIL	YES

NOTE: The above tables are summaries of the declaration templates completed by Councillors and Officials of Msunduzi Municipality. Copies of the original full declaration templates as per above can be viewed at the Office of the Municipal Manager.

ANNEXURE I

MSUNDUZI MUNICIPALITY SERVICE DELIVERY & BUDGET IMPLEMENTATION PLAN FOR THE 2013/2014 FINANCIAL YEAR

Table 206 - ANNEXURE A: MONTHLY PROJECTION & ACTUAL OF REVENUE BY EACH SOURCE					
Description	Budget Year 2013/14 - Month ending JUNE 2014				
R thousand	June Projected	Actual	Reason for Deviation	Corrective Measure	Source Document
Revenue By Source					
Property rates	50 609	36 244	In June, an amount of R17,647,235.79 was cleared for Msunduzi accounts as well as a portion of the R 2,411,059.26 as per the summary below. This has resulted in a "reduction" in the income when in real terms, the amount of R 20 million has accrued over three years. The system does not allow for the proportioning between years and therefore the whole amount is adjusted within one month.	It is not an on going error but it was a once off correction for the prior years.	FIGURES: Budget Office -PROMIS COMMENTS BY: Moses Ngobese and checked by Sifiso Khoza
Property rates - penalties & collection charges	3 114	(3 098)	The reversal of R17,647,235.79 as elluded above had a negative impact on the rates penalties and interest actual for June 2014 as well.	It is not an on going error but it was a once off correction for the prior years.	FIGURES: Budget Office -PROMIS COMMENTS BY: Moses Ngobese and checked by Sifiso Khoza
Service charges - electricity revenue	126 373	157 211	There was an adjustment which was supposed to be processed in JULY 2014 for Hulamin was processed in July but billing was only run on the 03.07.2014 instead of 30th June 2014.	Promis income section to consider the billing run date before any adjustments due for the following months are processed.	FIGURES: Budget Office -PROMIS COMMENTS BY: Moses Ngobese and checked by Sifiso Khoza
Service charges - water revenue	31 537	35 416	Increase was as a results of Task Team Project to raise all buried meters and attend to faulty meters.	Prompt attendance to reported faulty and buried meters.	FIGURES: Budget Office -PROMIS COMMENTS BY: Moses Ngobese and checked by Sifiso Khoza
Service charges - sanitation revenue	11 013	10 573	Due to adjustments on vacant properties and where water on business accounts was credited, sanatiion was also adjusted.	To address all water technical queries related to water on business account.	FIGURES: Budget Office -PROMIS COMMENTS BY: Comments by Moses Ngobese
Service charges - refuse revenue	6 466	6 754	This was as a results of adjustments on refuse.	Refuse changes now and than as per instruction frpom Waste management. Waste management to perovide input and a way forward to avoid fluctuations of actuals.	FIGURES: Budget Office -PROMIS COMMENTS BY: Moses Ngobese and checked by Sifiso Khoza
Service charges - other	–	–			
Rental of facilities and equipment	1 878	2 157	"1. Community Halls: Projected revenue for June was lower than the actual revenue received. 2. Truro Centre: Fees received on 3 July were deposited into June in the amount of R 73 940.78 "	2. Funds for July deposited into June was as per the instruction of Finance.	FIGURES: Budget Office -PROMIS COMMENTS BY: Community Services Business Unit
Interest earned - external investments	2 252	8 262	Two months interest processed in June. Provision raised as part of year-end entries,	Recommend accrual/provision done montly instead of just at year-end.	FIGURES: Budget Office -PROMIS COMMENTS BY: Finance Business Unit

Table 206 - ANNEXURE A: MONTHLY PROJECTION & ACTUAL OF REVENUE BY EACH SOURCE					
Description	Budget Year 2013/14 - Month ending JUNE 2014				
R thousand	June Projected	Actual	Reason for Deviation	Corrective Measure	Source Document
Interest earned - outstanding debtors	105	11			
Dividends received	–	–			
Fines	962	90 347	"Traffic Fines: Actual Income for June amounted to R98 625 which was R198 763 under the projected amount. The increase reflected is accommodating the introduction of GRAP 23 which requires fines issued and not paid. Traffic Fines - Camera: Actual Income received for June amounted to R2 338 555 although the projected Income was R659 089. Income for May was only processed in June. Income presently received is currently higher than the budgetted amount. This is due to the introduction of GRAP 23 which identifies fines issued which was R80 636 850 over fines actually paid as mentioned above. "	Traffic Fines: There were insufficient staff members available. Forty additional Traffic Wardens have now been employed and have qualified. They are already issuing prosecutions which will increase income.	FIGURES: Budget Office -PROMIS COMMENTS BY: Community Services Business Unit
Licences and permits	4	6	PMB 515 439 8553 TRADE-There was a noticable increase in the application for Business Licences.	Revenue is determined by the number of Business Licences being applied for.	FIGURES: Budget Office -PROMIS COMMENTS BY: Economic Development Business Unit
Agency services	49	157	Income received depends on circumstances and when the request for Fire Department services are received.	The department must monitor the monthly requests as compared to the budgetted amount.	FIGURES: Budget Office -PROMIS COMMENTS BY: Community Services Business Unit
Transfers recognised - operational	36 718	40 608	Housing Accreditation Grant of R12miilion received from Department of Human settlements. Not budgetted for.	Ensure all grants included in budget	FIGURES: Budget Office -PROMIS COMMENTS BY: Economic Development Business Unit
Other revenue	5 404	31 345	Provision raised for training levy recoveries at year-end.	Recommend to be done monthly.	FIGURES: Budget Office -PROMIS COMMENTS BY: Corporate Business Unit
Gains on disposal of PPE	–	–	–	–	
Total Revenue (excluding capital transfers and contributions)	276 484	415 992			

Table 206 - ANNEXURE B: MONTHLY PROJECTION & ACTUAL OF REVENUE COLLECTED BY EACH VOTE					
Description	Budget Year 2013/14 - Month ending JUNE 2014				
R thousand	June Projected	Actual	Reason for Deviation	Corrective Measure	Source Document
Revenue by Vote					
Vote 1 - Corporate Services and Planning	1 096	2 481	Provision raised for training levy recoveries at year-end.	Recommend to be done monthly.	FIGURES: Budget Office -PROMIS COMMENTS BY: Corporate Business Unit
Vote 2 - Financial Management Area	74 037	43 452	In June, an amount of R17,647,235.79 was cleared for Msunduzi accounts as well as a portion of the R 2,411,059.26 as per the summary below. This has resulted in a "reduction" in the income when in real terms, the amount of R 20 million has accrued over three years. The system does not allow for the proportioning between years and therefore the whole amount is adjusted within one month.	It is not an on going error but it was a once off correction for the prior years.	FIGURES: Budget Office -PROMIS COMMENTS BY: Finance Business Unit
Vote 3 - Infrastructure Development, Service Delivery and Maintenance Management	195 859	251 030	The Infrastructure Services business unit reflected additional revenue for the month of June by R42 668 192 due to each vote or line item not reflecting a budget.	All line items for revenue must indicate a budget so as not to distort the actual revenue	FIGURES: Budget Office -PROMIS COMMENTS BY: Infrastructure Business Unit
Vote 4 - Sustainable Community Service Delivery Provision Management	5 491	119 028	"1. On-street Parking: No Income was budgetted for although R96 032 was received for June. 2. Traffic Fines - Camera: Actual Income received for June amounted to R2 338 555 - this included Income Received for May as well. Income presently being received in more than the budgetted amount. 3. Burials: The projected amount for June was R41 813 compared to the actual amount of R278 605. 4. Cremations: The projected amount for June was R51 921 but the actual was R219 823. 5. Provincial Grant - Library: The amount projected for June was R19 580 although R6 378 539 was actually received. 6. Other Income: Included in the Actual Income amount of R16 571, are the Landfill Site, the Airport, Licensing, Forestry and the Market all of which are not part of Community Services."	" 1. An amount of R938 619 has been budgetted for expected income for the 2014/15 financial year. 2. The anticipated income for the 2014/15 financial year has been set at R13 860 325 as compared to R7 908 613 during the 2013/14 financial year. 5. This was incorrectly budgetted for the 2013/14 financial year but has been rectified for the 2014/15 financial year. "	FIGURES: Budget Office -PROMIS COMMENTS BY: Community Services Business Unit
Total Revenue by Vote	276 484	415 992			

Table 207 - ANNEXURE C: MONTHLY PROJECTION & ACTUAL OF OPERATIONAL EXPENDITURE BY VOTE					
Description	Budget Year 2013/14 - Month ending JUNE 2014				
R thousand	June Projected	Actual	Reason for Deviation	Corrective Measure	Source Document
Expenditure - Standard					
Governance and administration	30 194	(93 657)			
Executive and council	3 559	(71 267)	The deviation on the salaries votes was mainly because staff were appointed to the call cetre and for long service: General Exepenses: Most payments are not set monthly expenses, renovations were completed in the ward offices, scheduled programmes were undertaken for mayoral Projects: Repairs & Maintenance - repairs carried out when needed - not a set monthly expense -Actual showing negative as expenditure for the year for support departments charged-out to services departments as part of year-end entries.	Salaries to be budgeted for new staff in the Call Centre. Programmes undertaken as per scheduled list. Recommend that charge-outs be done on a monthly basis.	FIGURES: Budget Office -PROMIS COMMENTS BY: MM's Office (Vino Padayachee)
Budget and treasury office	21 589	4 824	Year-end entries put through for actual annual expenditure charge-out of support department to services departments.	Investigate possibility of processing entries on a monthly basis	FIGURES: Budget Office -PROMIS COMMENTS BY: Finance Business Unit
Corporate services	5 046	(27 214)	1. Annual software licences were paid 2. Training levy amounting to R2.1million was paid 3. Legal fees from MM's office for R12 million was paid 4. Batho pele had several functions costing R43000 5. Medical supplies are purchased when required and not on a monthly basis 6. Vacant posts are centralised under CS for the entire municipality -Actual showing negative as expenditure for the year for support departments charged-out to services departments as part of year-end entries.	Training levy to be paid monthly City hall to budget for legal fees - Recommend that charge-outs be done on a monthly basis.	FIGURES: Budget Office -PROMIS COMMENTS BY: Corporate Services Business Unit
Community and public safety	32 307	175 630			
Community and social services	5 715	10 511	"1. A significant portion of the actual expenditure for June comprised Insurance General. 2. The projected fuel costs for the Cremators for June was R72 972 but the actual expenditure amounted to R 199 163. 3. Departmental costs for Electricity were processed during June. 4. Financial Services were also included in the actual expenditure but does not form part of Community Services."	" 1. This is processed annually in June. 2. Increase in the number of burials but income also increased. 3. Year-end entries not yet processed. "	FIGURES: Budget Office -PROMIS COMMENTS BY: Community Services Business Unit
Sport and recreation	6 414	37 817	"1. A significant portion of the actual expenditure for June comprised Insurance General. 2. Departmental costs for Electricity and Water were processed during June. 3. Interest - Long term - DBSA was processed during June. "	" 1. This is processed annually in June. 2. Year-end entries not yet processed. 3. Processed annually in June. "	FIGURES: Budget Office -PROMIS COMMENTS BY: Community Services Business Unit

Table 207 - ANNEXURE C: MONTHLY PROJECTION & ACTUAL OF OPERATIONAL EXPENDITURE BY VOTE					
Description	Budget Year 2013/14 - Month ending JUNE 2014				
R thousand	June Projected	Actual	Reason for Deviation	Corrective Measure	Source Document
Public safety	16 557	85 211	"1. Departmental costs for Electricity were processed during June. 2. A significant portion of the actual expenditure for June comprised Insurance General. 3. During June, payment for the repairs to vehicles was processed."	" 1. Year-end entries not yet processed. 2. This is processed annually in June. 3. Vehicle repairs are often delayed during the year. Repairs should be completed more evenly during the year. "	FIGURES: Budget Office -PROMIS COMMENTS BY: Community Services Business Unit
Housing	1 547	22 036	Housing does not form part of Community Services.		FIGURES: Budget Office -PROMIS COMMENTS BY: Economic Development Business Unit
Health	2 075	20 054	"1. A significant portion of the actual expenditure for June comprised Insurance General. 2. Interest - Long term - DBSA was processed during June. 3. Occupational Health was included in the actual expenditure for June but does not form part of Community Services. "	" 1. This is processed annually in June. 2. Processed annually during June. "	FIGURES: Budget Office -PROMIS COMMENTS BY: Community Services Business Unit
Economic and environmental services	28 391	49 099			
Planning and development	6 418	(17 278)	The business units under Infrastructure Services reflects a charge out (revenue) of R3.5m from the user departments.	This is a year end process.	
Road transport	21 973	66 377	Fourth quarter Dbsa loan repayment and accrual of interest / R6 042 889 expenditure processed in June for external services iro maintenance of gravel roads. The overexpenditure is attributed to the charge outs that have been processed in June which is part of the year end process.	Invoices to be submitted timeously / Budget should be in line with quarterly interest charges and loan repayments / Improved planning to avoid excessive expenditure at year end.	FIGURES: Budget Office -PROMIS COMMENTS BY: Infrastructure Business Unit
Environmental protection	–				
Trading services	177 572	357 759			
Electricity	112 845	209 579	The monthly Bulk Purchases budget has been understated as this should be in line with the peak winter charges as opposed to the budget being divided by twelve./ Dbsa loan repayment and interest charges accrual. Departmental charges have been processed as part of the year end process.	Monthly budgets should be in line with the billing cycle / Budget should be in line with quarterly interest and loan repayments	FIGURES: Budget Office -PROMIS COMMENTS BY: Infrastructure Business Unit
Water	45 249	60 251	R6 262 020 credit passed by stores due to an incorrect unit pricing. Departmental charges have been processed as part of the year end process.	Stores to ensure that the correct unit price is captured in the financial system.	FIGURES: Budget Office -PROMIS COMMENTS BY: Infrastructure Business Unit

Table 207 - ANNEXURE C: MONTHLY PROJECTION & ACTUAL OF OPERATIONAL EXPENDITURE BY VOTE					
Description	Budget Year 2013/14 - Month ending JUNE 2014				
R thousand	June Projected	Actual	Reason for Deviation	Corrective Measure	Source Document
Waste water management	11 668	45 516	R4 622 268 invoices processed for the installation of VIP pit latrines / Dbsa loan repayment and accrual of interest. Departmental charges have been processed as part of the year end process.	Timeous submission of invoices for grant funded projects. Budgets must be reflected for all departmental charge out votes.	FIGURES: Budget Office -PROMIS COMMENTS BY: Infrastructure Business Unit
Waste management	7 811	42 413	The cover material for may and june was processed in this month. The variance is attributed to the year end processes.	Budgets must be reflected for all departmental charge out votes.	FIGURES: Budget Office -PROMIS COMMENTS BY: Infrastructure Business Unit (S. Raghunandan)
Other	3 236	27 502	Year-end entries put through for Forestry and departmental charges.	Investigate possibility of processing entries on a monthly basis	
Total Expenditure - Standard					

Table 208 - ANNEXURE D: MONTHLY PROJECTION & ACTUAL OF CAPITAL EXPENDITURE BY VOTE					
Description	Budget Year 2013/14 - Month ending JUNE 2014				
R thousand	June Projected	Actual	Reason for Deviation	Corrective Measure	Source Document
Multi-year expenditure to be appropriated					
Vote 1 - Corporate Services and Planning	3 732	36 052	Capital expenditure is 260% over the month of June budgets, however there was underspending in the previous months.	Capital expenditure is not constant/monthly due to scm process. SCM processess need to be expedited	FIGURES: Budget Office -PROMIS COMMENTS BY: Corporate Services Business Unit
Vote 2 - Financial Management Area	942	55	Variance due to no expenditure on the Financial System to date, however, the implementation of the project will be ongoing until the project is fully completed.	Fastrack the process of appointing the service provider. Visit to City of Johannesburg and Tswane to take place in July 2014.	FIGURES: Budget Office -PROMIS COMMENTS BY: Finance Business Unit
Vote 3 - Infrastructure Development, Service Delivery and Maintenance Management	37 631	102 482	The main problem is that the cash flows are not realistic as they are calculated in a straight line by distributing the budgets in 1/12th over the financial year. Construction budgets are a S-curve i.e. Projects start slow and expenditure improves as time is spent on site and initial glitches of contract (i.e. community embracing the project, employment issues, unidentified / illegal services etc.) are getting resolved. Some projects are late delivery by default eg in cases where black tops are used. This layer is expensive in nature and is not partly claimed but only at completion. These claims result in a hummer hear type of expenditure profile. Contractors also don't like to claim if a progress certificate is not carrying substantial amounts of payments as they prefer to claim in bulk.The well-established contractors don't mind skipping a month in order to claim a bulk amount as they have sufficient finance to carry any consumable costs such as fuel, salaries,etc.	Commence approved projects timeously to avoid major spending in last month of the financial year / Ensure budget is in line with projected cash flows to avoid excessive variances.	FIGURES: Budget Office -PROMIS COMMENTS BY: Infrastructure Business Unit
Vote 4 - Sustainable Community Service Delivery Provision Management	4 358	14 821	"1. Parks department incurred substantial Capital expenditure during June comprising mainly: a. MIG - construction of the Msunduzi Athletic Track b. COGTA - Alex Park Athletic Track c. MIG - Mountain Rise Cremators. 2. Library Services incurred the following Capital expenditure in June: a. Provincial Grant - Plant & Equipment b. Provincial Grant - Computers c. Provincial Grant - Motor Vehicles. 3. Other Capital expenditure incurred during June included the Market and Airport which do not form part of Community Services."	All Capital projects, whether funded by Council or externally, must be started early in the 2014/15 financial year. Some projects have already commenced.	FIGURES: Budget Office -PROMIS COMMENTS BY: Community Services Business Unit
Capital multi-year expenditure sub-total	46 663	153 410			

ANNEXURE E: REGULATED KEY PERFORMANCE INDICATORS

MSUNDUZI MUNICIPALITY SERVICE DELIVERY & BUDGET IMPLEMENTATION PLAN FOR THE 2013/2014 FINANCIAL YEAR

REGULATED KEY PERFORMANCE INDICATORS OVERVIEW

SDBIP 2013/2014 4TH QUARTER (QUARTER ENDING JUNE 2014) & ANNUAL PROGRESS REPORT

	TOTAL PROJECTS	KEY
	1 NIL ACHIEVED	
	2 TARGET PARTIALLY MET	
	3 TARGET MET	
	4 TARGET EXCEEDED	
	5 TARGET EXCEEDED BY 100 %	
	NOT APPLICABLE	

1 REGULATED KEY PERFORMANCE INDICATORS OVERVIEW

1.1 TOTAL PROJECTS: 14

1.1.1 OPERATING PROJECTS 4

1.1.2 CAPITAL PROJECTS 10

1.2 GRAPHICAL REPRESENTATION OF PERFORMANCE: OPERATING PROJECTS

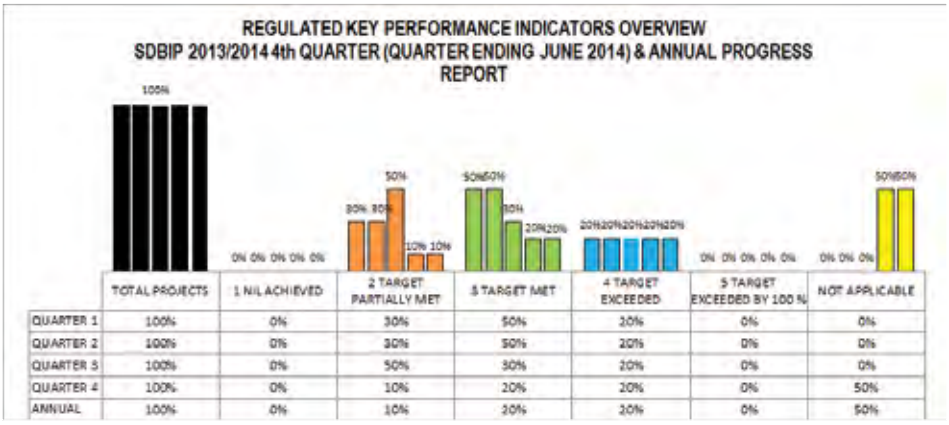

	TOTAL PROJECTS	1 NIL ACHIEVED	2 TARGET PARTIALLY MET	3 TARGET MET	4 TARGET EXCEEDED	5 TARGET EXCEEDED BY 100 %	NOT APPLICABLE
QUARTER 1	100%	0%	30%	50%	20%	0%	0%
QUARTER 2	100%	0%	30%	50%	20%	0%	0%
QUARTER 3	100%	0%	50%	30%	20%	0%	0%
QUARTER 4	100%	0%	10%	20%	20%	0%	50%
ANNUAL	100%	0%	10%	30%	20%	0%	50%

2.1 GRAPHICAL REPRESENTATION OF PERFORMANCE: CAPITAL PROJECTS

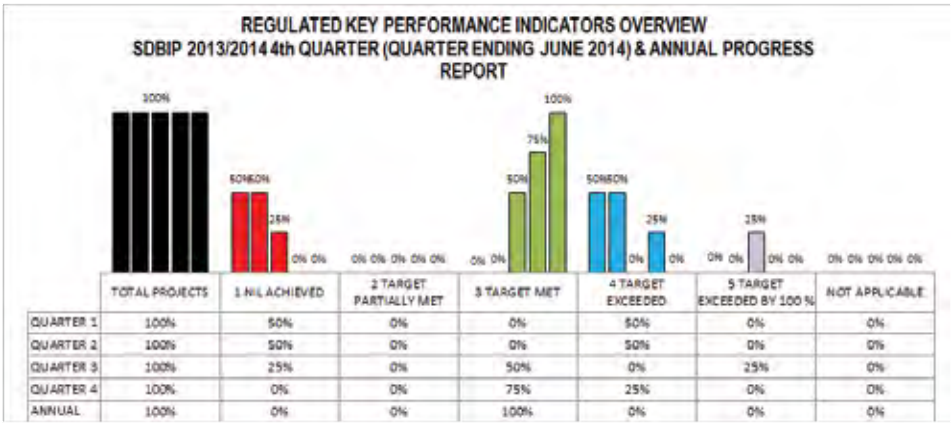

	TOTAL PROJECTS	1 NIL ACHIEVED	2 TARGET PARTIALLY MET	3 TARGET MET	4 TARGET EXCEEDED	5 TARGET EXCEEDED BY 100 %	NOT APPLICABLE
QUARTER 1	100%	50%	0%	0%	50%	0%	0%
QUARTER 2	100%	50%	0%	0%	50%	0%	0%
QUARTER 3	100%	25%	0%	50%	0%	25%	0%
QUARTER 4	100%	0%	0%	75%	25%	0%	0%
ANNUAL	100%	0%	0%	100%	0%	0%	0%

CITY OF CHOICE
PIETERMARITZBURG
MSUNDUZI

IDP REFERENCE	OUTCOME 9	NATIONAL KEY PERFORMANCE AREA	OUTPUT	INDICATOR	UNIT OF MEASURE / CALCULATIONS	ANNUAL TARGET / KEY PERFORMANCE INDICATOR / OUTPUT	PERFORMANCE REPORTING - QUARTER 4 - MONTH ENDING JUNE 2014							PERFORMANCE REPORTING - ANNUAL PROGRESS 2013/2014 FINANCIAL YEAR						
							QUARTER 4 - MONTH ENDING JUNE 2014							ANNUAL PROGRESS 2013/2014 FINANCIAL YEAR						
							QUARTER 4 TARGET	QUARTERLY PROGRESS-JUNE 2014 ACTUAL	ACTUAL (1, 2, 3, 4, 5, Not Applicable)	REASON FOR DEVIATION	CORRECTIVE MEASURE	TIMEFRAME TO IMPLEMENT CORRECTIVE MEASURES	SOURCE DOCUMENT	ANNUAL TARGET	ANNUAL TARGET PROGRESS	ACTUAL (1, 2, 3, 4, 5, Not Applicable)	REASON FOR DEVIATION	CORRECTIVE MEASURE	TIMEFRAME TO IMPLEMENT CORRECTIVE MEASURES	SOURCE DOCUMENT
HRD 02	DIFFERENTIATED APPROACH TO MUNICIPAL FINANCING, PLANNING AND SUPPORT	MUNICIPAL TRANSFORMATION AND INSTITUTIONAL DEVELOPMENT	Workplace skills development	Budget spent on Work Skills Plan	Budgeted amount	5 850 000.00	1 755 000.00	3109144,09	4	n/a	Nil	n/a	Promise expenditure reports	5 850 000.00	9413717,42	4	n/a	Nil	n/a	Promise expenditure reports
					Actual amount spent	5 850 000.00	1 755 000.00	3109144,09	4	n/a	Nil	n/a	Promise expenditure reports	5 850 000.00	9413717,42	4	n/a	Nil	n/a	Promise expenditure reports
					Percentage spent	100%	30%	53%	4	n/a	Nil	n/a	Promise expenditure reports	5 850 000.00	161%	4	n/a	Nil	n/a	Promise expenditure reports
HRM O5			Employment equity	Number of people from employment equity target groups employed in the three highest levels of management	Number	African Female - 4	N/A	African Female - 5	4	n/a	Nil	n/a	Staff Establishment	African Female - 4	African Female - 5	4	n/a	Nil	n/a	Staff Establishment
W&S 01	IMPROVED ACCESS TO BASIC SERVICES	BASIC SERVICE DELIVERY AND INFRASTRUCTURE DEVELOPMENT	Improved access to basic services	Number (as well as percentage) of households with access to potable (drinkable) water	Number	400 households with access to new potable (drinkable) water connections	100 households with access to new potable (drinkable) water connections	115 households with access to new potable (drinkable) water connections	3	N/A	N/A	N/A	Water Connection monitoring Spreasheet (Vulindlela only)	400 households with access to new potable (drinkable) water connections	414 households with access to new potable (drinkable) water connections	3	N/A	N/A	N/A	Water Connection monitoring Spreasheet(Vulindlela only). Edn Proper new mains and reticulation, Payment Certificate No. 16, Item 6.5.1.
					Percentage	100%	25%	29%	N/A	N/A	N/A	N/A	N/A	N/A	N/A	N/A	N/A	N/A	N/A	N/A
W&S 02,03, 07				Number (as well as percentage) of households with access to sanitation	Number	households with access to new sanitation services	50 households with access to new sanitation services	673 households with access to new sanitation services	3	N/A	N/A	N/A	Sewer Connection monitoring Spreasheet and VIP approved invoices.	households with access to new sanitation services	673 households with access to new sanitation services	3	N/A	N/A	N/A	Sewer Connection monitoring Spreasheet and VIP approved invoices.
					Percentage	100%	25%	N/A	N/A	N/A	N/A	N/A	N/A	N/A	N/A	N/A	N/A	N/A	N/A	N/A
WM 01				Number of households with access to refuse removal at least once per week	Number	110 000 of households with access to refuse removal at least once per week	110000 of households with access to refuse removal at least once per week	85 000	2	Awaiting implementation of co-operatives	Speed up the implementation process for co-operatives	04-Aug-14	BAC Report	110 000 of households with access to refuse removal at least once per week	85 000	2	Awaiting implementation of co-operatives	Speed up the implementation process for co-operatives	04-Aug-14	BAC Report
						100%	100%	N/A	N/A	N/A	N/A	N/A	N/A	100%	N/A	N/A	N/A	N/A	N/A	N/A

IDP REFERENCE	OUTCOME 9	NATIONAL KEY PERFORMANCE AREA	OUTPUT	INDICATOR	UNIT OF MEASURE / CALCULATIONS	ANNUAL TARGET / KEY PERFORMANCE INDICATOR / OUTPUT	PERFORMANCE REPORTING - QUARTER 4 - MONTH ENDING JUNE 2014							PERFORMANCE REPORTING - ANNUAL PROGRESS 2013/2014 FINANCIAL YEAR						
							QUARTER 4 - MONTH ENDING JUNE 2014							ANNUAL PROGRESS 2013/2014 FINANCIAL YEAR						
							QUARTER 4 TARGET	QUARTERLY PROGRESS-JUNE 2014 ACTUAL	ACTUAL (1, 2, 3, 4, 5, Not Applicable)	REASON FOR DEVIATION	CORRECTIVE MEASURE	TIMEFRAME TO IMPLEMENT CORRECTIVE MEASURES	SOURCE DOCUMENT	ANNUAL TARGET	ANNUAL TARGET PROGRESS	ACTUAL (1, 2, 3, 4, 5, Not Applicable)	REASON FOR DEVIATION	CORRECTIVE MEASURE	TIMEFRAME TO IMPLEMENT CORRECTIVE MEASURES	SOURCE DOCUMENT
ELEC 05	IMPROVED ACCESS TO BASIC SERVICES	BASIC SERVICE DELIVERY AND INFRASTRUCTURE DEVELOPMENT	Improved access to basic services	Number (as well as percentage) of households with access to electricity	Number	2000 households with access to new electricity connections	500 households with access to new electricity connections	134	4	More connections than expected, customer driven	N/A	N/A	Installation and commisioning report	600 connections to be achieved	410	3	Lesss connections received. Customer driven	N/A	N/A	Installation and commissioning report
					Percentage	100%	25%	67%	N/A	N/A	N/A	N/A	N/A	100%	68%	N/A	N/A	N/A	N/A	N/A
INC 01			Improved access to Free Basic Services	Percentage of households earning less than R3200 per month (application based) with access to free basic services	Percentage	100% of households earning less than R3200 per month (application based) with access to free basic services	100% of households earning less than R3200 per month (application based) with access to free basic services	100% of households earning less than R3200 or indigent consumers are getting the free basic services as per the approved policy	3	N/A	N/A	N/A	Indigent register	100% of households earning less than R3200 or indigent consumers are getting the free basic services as per the approved policy	100% of households earning less than R3200 or indigent consumers are getting the free basic services as per the approved policy	3	N/A	N/A	N/A	Indigent register
ED 06	COMMUNITY WORK PROGRAMME IMPLEMENTED AND COOPERATIVES SUPPORTED	LOCAL ECONOMIC DEVELOPMENT	Community Work programme implemented and co-operatives supported	Number of work opportunities created through LED development initiatives including Capital Projects	Number	1000 work opportunities created through LED development initiatives including Capital Projects	250 work opportunities created through LED development initiatives including Capital Projects	250 work opportunities created through LED development initiatives including Capital Projects	3	N/A	N/A	N/A	CWP Report	250 work opportunities created through LED development initiatives including Capital Projects	250 work opportunities created through LED development initiatives including Capital Projects	3	N/A	N/A	N/A	CWP Report
B&T 04	IMPROVED MUNICIPAL FINANCIAL AND ADMINISTRATIVE CAPABILITY	FINANCIAL VIABILITY AND FINANCAIL MANAGEMENT	Improved Audit Opinion	Percentage of a municipality's capital budget actually spent on capital projects identified in the IDP	Percentage : Total spending on capital projects divided by total capital budget x 100	100%	96,24	62,69	2	The expenditure on Capital Projects	Weekly Monitoring of Expenditure	ongoing	Capex Expenditure Reoprt	100%	62,69	2	The low expenditure on capital projects	The weekly meetings are held to monitor the progress	ongoing	Capital expenditure reoprt
B&T 04				Financial viability in terms of debt coverage	Ratio: Total operating revenue received minus operating grants divided by debt service payments (ie. Interests plus redemption)	90	44,63	8,42	3	The low debt exposure of the municipality is the reason such low debt cover high debt cpver ratio	N/A	N/A	Cash flow indicator	90	26,49	3	The debt position for the municipality is the reason for such high debt cover ratio	This position is excellent and this means we still have more room to raise debt	N/A	Cash fow indicators

IDP REFERENCE	OUTCOME 9	NATIONAL KEY PERFORMANCE AREA	OUTPUT	INDICATOR	UNIT OF MEASURE / CALCULATIONS	ANNUAL TARGET / KEY PERFORMANCE INDICATOR / OUTPUT	PERFORMANCE REPORTING - QUARTER 4 - MONTH ENDING JUNE 2014							PERFORMANCE REPORTING - ANNUAL PROGRESS 2013/2014 FINANCIAL YEAR						
							QUARTER 4 - MONTH ENDING JUNE 2014							ANNUAL PROGRESS 2013/2014 FINANCIAL YEAR						
							QUARTER 4 TARGET	QUARTERLY PROGRESS-JUNE 2014 ACTUAL	ACTUAL (1, 2, 3, 4, 5, Not Applicable)	REASON FOR DEVIATION	CORRECTIVE MEASURE	TIMEFRAME TO IMPLEMENT CORRECTIVE MEASURES	SOURCE DOCUMENT	ANNUAL TARGET	ANNUAL TARGET PROGRESS	ACTUAL (1, 2, 3, 4, 5, Not Applicable)	REASON FOR DEVIATION	CORRECTIVE MEASURE	TIMEFRAME TO IMPLEMENT CORRECTIVE MEASURES	SOURCE DOCUMENT
B&T 04				Financial viability in terms of cost coverage	Ratio: Available cash plus investments divided by monthly fixed operating expenditure	4	4,58	2,77	2	Cash cover ration is only 25% away from our target and this indicates lower than expected collection rate for services and seasonal adjustment for utility payments	the focus has to be more on collection for services	Ongoing	Cash flow indicator	4	0,21	2	The higher utility payments plus the term redemption payments has negetive impact	on	N/A	Cachflow report
B&T 04				Financial viability in terms of outstanding service debtors to revenue	Ratio: Outstanding service debtors divided by annual revenue actually received for services	1	3,64	6,58	3	This indicates the higher level of collection which somehow need to be validated	The more focus needs to be paid on debtors collection	ongoing	Billing and collection report	1	0,53	2	This figure will only improve as more collectives for services is realised	Number of initiatives are in place to improve debt collection Viz handover, disconnectsions , monitoring and reduction of estimates	ongoing	Bill and collection reoprt
R&T 02, 03	IMPROVED ACCESS TO BASIC SERVICES	BASIC SERVICE DELIVERY AND INFRASTRUCTURE DEVELOPMENT	Improved access to basic services	Kilometers of new municipal roads constructed	Kilometers	20.7 Kilometers of new municipal roads constructed	0	24,7	3	N/A	N/A	N/A	COMPLETION CERTIFICATES	20.7 Kilometers of new municipal roads constructed	24,7	3	N/A	N/A	N/A	COMPLETION CERTIFICATES
HS 04, 08				No. of new houses constructed	No. of Households	3566 new houses constructed	3138 new houses constructed	3140 houses constructed+J30	3				Progress report from IA	3566 new houses constructed	3140 houses constructed+J30	3				Progress report from IA

ANNEXURE E (I): NATIONAL TREASURY KEY PERFORMANCE INDICATORS OVERVIEW

MSUNDUZI MUNICIPALITY SERVICE DELIVERY & BUDGET IMPLEMENTATION PLAN FOR THE 2013/2014 FINANCIAL YEAR

SDBIP 2013/2014 4TH QUARTER (QUARTER ENDING JUNE 2014) & ANNUAL PROGRESS REPORT

	TOTAL PROJECTS	KEY
	1 NIL ACHIEVED	
	2 TARGET PARTIALLY MET	
	3 TARGET MET	
	4 TARGET EXCEEDED	
	5 TARGET EXCEEDED BY 100 %	
	NOT APPLICABLE	

1 NATIONAL TREASURY KEY PERFORMANCE INDICATORS OVERVIEW

1,1 TOTAL PROJECTS: 26

1.1.1 OPERATING PROJECTS 0

1.1.2 CAPITAL PROJECTS 26

1,2 GRAPHICAL REPRESENTATION OF PERFORMANCE: ALL PROJECTS

NATIONAL TREASURY KEY PERFORMANCE INDICATORS OVERVIEW
SDBIP 2013/2014 4th QUARTER (QUARTER ENDING JUNE 2014) & ANNUAL PROGRESS REPORT

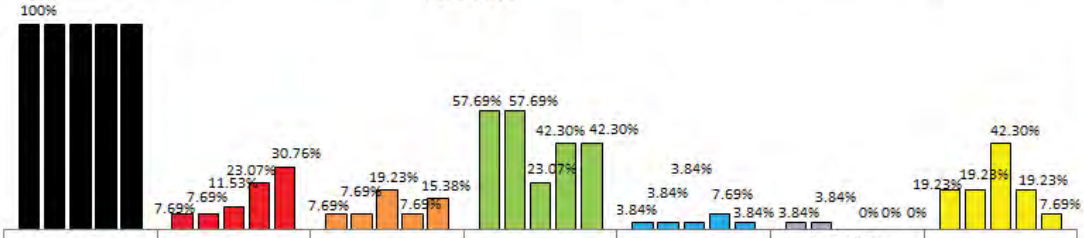

	TOTAL PROJECTS	1 NIL ACHIEVED	2 TARGET PARTIALLY MET	3 TARGET MET	4 TARGET EXCEEDED	5 TARGET EXCEEDED BY 100 %	NOT APPLICABLE
QUARTER 1	100%	7.69%	7.69%	57.69%	3.84%	3.84%	19.23%
QUARTER 2	100%	7.69%	7.69%	57.69%	3.84%	3.84%	19.23%
QUARTER 3	100%	11.53%	19.23%	23.07%	3.84%	0%	42.30%
QUARTER 4	100%	23.07%	7.69%	42.30%	7.69%	0%	19.23%
ANNUAL	100%	30.76%	15.38%	42.30%	3.84%	0%	7.69%

CITY OF CHOICE
PIETERMARITZBURG
MSUNDUZI

SERVICE DELIVERY & BUDGET IMPLEMENTATION PLAN FOR THE 2013/2014 FINANCIAL YEAR

NATIONAL TREASURY MUNICIPAL PERFORMANCE INDICATORS

KZN225 - Msunduzi

QUARTERLY PERFORMANCE REPORTS - 2013/14

Programme / Subprogramme / Performance Measures		Baseline information	"Target for 2013/14 as per the SDBIP"	QUARTER 4 TARGET	QUARTERLY PROGRESS-JUNE 2014 ACTUAL	ACTUAL (1, 2, 3, 4, 5, Not Applicable)	REASON FOR DEVIATION	CORRECTIVE MEASURE	TIMEFRAME TO IMPLEMENT CORRECTIVE MEASURES	SOURCE DOCUMENT	"Target for 2013/14 as per the SDBIP"	ANNUAL TARGET PROGRESS	ACTUAL (1, 2, 3, 4, 5, Not Applica-ble)	REASON FOR DEVIATION	CORRECTIVE MEASURE	TIMEFRAME TO IMPLEMENT CORRECTIVE MEASURES	SOURCE DOC-UMENT
QUARTERLY OUTPUTS																	
Spatial Development and the Built Environment:																	
Number of hectares of land required for human settlements development		" Private Land Acquisition. Entabeni Cemetery and Mkondeni (EXPRO) "	445	N/A	N/A	NOT APPLICABLE	N/A	N/A	N/A	N/A	445	129,2 ha	1	Lack of funding from DoHS to acquire additional land and land / legal delays	Apply for additional funding from DoHS and fast-track land/legal processes	By 30 Sept 2014	Title Deed
Number of hectares of land procurred for greenfields development	0	N/A	445	N/A	N/A	NOT APPLICABLE	N/A	N/A	N/A	N/A	445	129,2 ha	1	Lack of funding from DoHS to acquire additional land and land / legal delays	Apply for additional funding from DoHS and fast-track land/legal processes	By 30 Sept 2014	Title Deed
"Number of hectares of land (including building) procurred for brownfield development (reflect both informal settlements upgrading and building refurbish-ments/conversions) ReDevelopment of Exisitng rental housing. Refurb/ demolition and new build."	0	N/A	" 2 projects. East Street Hostel and Oribi Village "	Start Planning and Design.	N/A	NOT APPLICABLE	N/A	N/A	N/A	N/A	N/A	N/A	NOT APPLI-CABLE	N/A	N/A	N/A	N/A
Number of hectares of land proclaimed (township establishment completed)	0	35 Projects	N/A	N/A	N/A	NOT APPLICABLE	N/A	N/A	N/A	N/A	N/A	N/A	NOT APPLI-CABLE	N/A	N/A	N/A	N/A
Number of dwelling units developed per hectare	0	no info.	N/A	N/A	N/A	NOT APPLICABLE	N/A	N/A	N/A	N/A	N/A	N/A	NOT APPLI-CABLE	N/A	N/A	N/A	N/A
Number of informal settlements	0	75	N/A	N/A	N/A	NOT APPLICABLE	N/A	N/A	N/A	N/A	N/A	N/A	NOT APPLI-CABLE	N/A	N/A	N/A	N/A
Number of households living in informal settlements	0	16 000	N/A	N/A	N/A	NOT APPLICABLE	N/A	N/A	N/A	N/A	N/A	N/A	NOT APPLI-CABLE	N/A	N/A	N/A	N/A
Number of informal settlements with upgrading plans	0	Nil	N/A	N/A	N/A	NOT APPLICABLE	N/A	N/A	N/A	N/A	N/A	N/A	NOT APPLI-CABLE	N/A	N/A	N/A	N/A
Number of sites serviced	0	Certain settlements provided with emer-gency water.	N/A	N/A	N/A	NOT APPLICABLE	N/A	N/A	N/A	N/A	N/A	N/A	NOT APPLI-CABLE	N/A	N/A	N/A	N/A
Number of informal settlements upgraded (services provided): In Situ	0	Nil	N/A	N/A	N/A	NOT APPLICABLE	N/A	N/A	N/A	N/A	N/A	N/A	NOT APPLI-CABLE	N/A	N/A	N/A	N/A
Number of informal settlements upgraded (services provided): Relocated	0	Nil	N/A	N/A	N/A	NOT APPLICABLE	N/A	N/A	N/A	N/A	N/A	N/A	NOT APPLI-CABLE	N/A	N/A	N/A	N/A
Number of Title Deeds transferred to eligible beneficiaries	0	11 880	1 500	500	0 Title Deeds Transferred	1	1 500	500	N/A	N/A	1 500	1039	2	No all projects were ready for transfers	Fast-track project to reach transfer stage	By 30 Sept 2014	Correspondence from Conveyancer
Transport:																	
KMs of paved roads	0	3	21	21	25	3	N/A	N/A	N/A	COMPLETION CERTIFICATES	21	25	3	N/A	N/A	N/A	COMPLETION CERTIFICATES
KMs of gravelled roads	0	-	-	-	-	NOT APPLICABLE	N/A	N/A	N/A	N/A	-	-	NOT APPLI-CABLE	N/A	N/A	N/A	N/A
KMs surfaced roads resealed	0	-	-	-	-	NOT APPLICABLE	N/A	N/A	N/A	N/A	-	-	NOT APPLI-CABLE	N/A	N/A	N/A	N/A
KMs of roads resurfaced/rehabilitated	0	3	5	5	6	3	N/A	N/A	N/A	COMPLETION CERTIFICATES	5	6	3	N/A	N/A	N/A	COMPLETION CERTIFICATES
KMs of stormwater drainage installed	0	14	14	-	-	NOT APPLICABLE	N/A	N/A	N/A	N/A	14	-	NOT APPLI-CABLE	N/A	N/A	N/A	N/A

Programme / Subprogramme / Performance Measures		Baseline information	"Target for 2013/14 as per the SDBIP"	QUARTER 4 TARGET	QUARTERLY PROGRESS-JUNE 2014 ACTUAL	ACTUAL (1, 2, 3, 4, 5, Not Applicable)	REASON FOR DEVIATION	CORRECTIVE MEASURE	TIMEFRAME TO IMPLEMENT CORRECTIVE MEASURES	SOURCE DOCUMENT	"Target for 2013/14 as per the SDBIP"	ANNUAL TARGET PROGRESS	ACTUAL (1, 2, 3, 4, 5, Not Applicable)	REASON FOR DEVIATION	CORRECTIVE MEASURE	TIMEFRAME TO IMPLEMENT CORRECTIVE MEASURES	SOURCE DOCUMENT
QUARTERLY OUTPUTS																	
KMs of pedestrian walkways constructed	0	0	1	1	2	4	N/A	N/A	N/A	N/A	1	2	4	N/A	N/A	N/A	COMPLETION CERTIFICATE
Number of bus terminals or taxi ranks constructed	0	8 Taxi ranks	Complete construction of the 1 taxi rank.	construction of taxi rank completed .	Earthworks construction 90% complete	1	Inadequate funds for this project in 2013/14. The project also started late in the FY	Project to be completed in 2014/15 where additional funds have been appropriated for this purpose.	end of Dec'2014	Monthly Progress Report	Complete construction of the 1 taxi rank.	Earthworks construction 90% complete	1	Inadequate funds for this project in 2013/14. The project also started late in the FY	Project to be completed in 2014/ 15 where additional funds have been appropriated for this purpose.	end of Dec'2014	Monthly Progress Report
Number of bus/taxi stops constructed	0	N/A	N/A	-	-	NOT APPLICABLE	N/A	N/A	N/A	N/A	N/A	-	NOT APPLICABLE	N/A	N/A	N/A	N/A
Access to Services: Water																	
Number of formal domestic customers receiving water services	0	143 479	153	36	0 Applications received for formal domestic customers for the of June 2014.	NOT APPLICABLE	N/A	N/A	N/A	Water Connections monitiring spreadsheet.	153	88 formals Applications received and connected for the 2013/2014 financial year.	2	Consumer application driven	N/A	N/A	0 Applications received for formal domestic customers for the of June 2014.
Number of water service points installed for informal settlement dwellers within a 200m radius	0	697	N/A	N/A	N/A	NOT APPLICABLE	N/A	N/A	N/A	N/A	N/A	N/A	NOT APPLICABLE	N/A	N/A	N/A	N/A
Number of additional households (RDP) provided with water connections	0	30 000	1 000	250	115 Water applications received and connected.	3	N/A	N/A	N/A	Water Connections monitiring spreadsheet.	1 000	414 Water applications received and connected.	2	Consumer application driven	N/A	N/A	Water Connections monitiring spreadsheet.
Backlog of consumer units provided with a basic level of potable water above RDP standards	0	20 515	N/A	N/A	N/A	NOT APPLICABLE	N/A	N/A	N/A	N/A	N/A	N/A	NOT APPLICABLE	N/A	N/A	N/A	N/A
Number of consumer units provided with access to a free basic level of potable water, by means of an individual HH supply or in informal areas by means of a standpipe within 200m	0	9 348	N/A	N/A	N/A	NOT APPLICABLE	N/A	N/A	N/A	N/A	N/A	N/A	NOT APPLICABLE	N/A	N/A	N/A	N/A
Backlog in the number of consumer units with access to a free basic level of potable water	0	4 771	N/A	N/A	N/A	NOT APPLICABLE	N/A	N/A	N/A	N/A	N/A	N/A	NOT APPLICABLE	N/A	N/A	N/A	N/A
Sewerage																	
Number of formal domestic customers receiving sewerage services		93 319	96	21	8 Applications received and 8 sewer connections completed.	3	N/A	N/A	N/A	Sewer Connections monitoring spreadsheet.	96	27 Sewer applications received and 27 sewer connections completed.	2	N/A	N/A	N/A	Sewer Connections monitoring spreadsheet.
Number of sanitation service points (toilets) installed for informal settlement dwellers		55 951	N/A	N/A	648	3	N/A	N/A	N/A	Basic sanitation (VIP) approved invoices.	N/A	648	3	N/A	N/A	N/A	Basic sanitation (VIP) approved invoices.
Number of additional households (RDP) provided with sewer connections		30 000	1 000	250	169	2	No New connections for WARD 10 and Ward 16 Waterbourne projects	To be inplemented in the 2014/2015 financial year.	10 months	Elimination of Conservancy tanks payment certificate	1000	169	1	No New connections for WARD 10 and Ward 16 Waterbourne projects	To be inplemented in the 2014/2015 financial year.	10 months	Elimination of Conservancy tanks payment certificate
Backlog in the provision of basic sanitation services (above RDP standards)		70 673	N/A	N/A	N/A	NOT APPLICABLE	N/A	N/A	N/A	N/A	N/A	N/A	NOT APPLICABLE	N/A	N/A	N/A	N/A
Solid Waste Management																	
Number of households with weekly kerb-side waste removal services in formal areas		84000	85000	85 000	85 000	3	N/A	N/A	N/A	Waste Management Stats & Weigh bridge slip	85000	85 000	3	N/A	N/A	N/A	Waste Management Stats & Weigh bridge slip
Number of informal settlements with access to refuse removal		600	10160	10 160	600	1	Awaiting implementation of co-operatives	Speed up the implementation process for co-operatives	04-Aug-14	BAC Report	10160	600	1	Awaiting implementation of co-operatives	Speed up the implementation process for co-operatives	04-Aug-14	BAC Report
Number of additional households (RDP) with access to refuse removal		0	15240	15 240	-	1	Awaiting implementation of co-operatives	Speed up the implementation process for co-operatives	04-Aug-14	BAC Report	15240	-	1	Awaiting implementation of co-operatives	Speed up the implementation process for co-operatives	04-Aug-14	BAC Report
Number of waste minimisation projects initiated		4	10	10 wards	10 wards	3	N/A	N/A	N/A	recycling stats	10	10 wards	3	N/A	N/A	N/A	recycling stats
Backlog of kerb-side refuse removal services to consumer units (once a week)		35 160	35160	35 160	-	1	Awaiting implementation of co-operatives	Speed up the implementation process for co-operatives	04-Aug-14	BAC Report	35160	-	1	Awaiting implementation of co-operatives	Speed up the implementation process for co-operatives	04-Aug-14	BAC Report
Electricity																	
Number of formal households with access to basic electricity		68 000	600	50	134	4	More connections than expected, customer driven	N/A	N/A	Installation and commisioning report	600 connections to be achieved	410	3	Lesss connections received. Customer driven	N/A	N/A	Installation and commissioning report

Programme / Subprogramme / Performance Measures	Baseline information	"Target for 2013/14 as per the SDBIP"	QUARTER 4 TARGET	QUARTERLY PROGRESS-JUNE 2014 ACTUAL	ACTUAL (1, 2, 3, 4, 5, Not Applicable)	REASON FOR DEVIATION	CORRECTIVE MEASURE	TIMEFRAME TO IMPLEMENT CORRECTIVE MEASURES	SOURCE DOCUMENT	"Target for 2013/14 as per the SDBIP"	ANNUAL TARGET PROGRESS	ACTUAL (1, 2, 3, 4, 5, Not Applicable)	REASON FOR DEVIATION	CORRECTIVE MEASURE	TIMEFRAME TO IMPLEMENT CORRECTIVE MEASURES	SOURCE DOCUMENT
QUARTERLY OUTPUTS																
Number of high mast lights installed in informal settlements	N/A	26	26	-	2	Delays in the procurement of supplier services led to delays in completion of the project	IDT to fastrack receipt of materials from their suppliers inlcuding adding more teams on the Civil construction of High Masts bases	immediately	IDT Reports	Installation of 26 high mast lights by the 30th of June 2014	Civil works for foundations is in progress, Oder for High Masts have been placed. Application to Eskom for Supply to High Masts is in progress.	3	Late finalization of procurement of suppliers by IDT	Place all orders for materials needed while waiting for delivery construction must progress.	immediately	IDT Reports
Number of additional households (RDP) provided with electricity connections	2 000	2 000	1 500	N/A	NOT APPLICABLE	N/A	N/A	N/A	N/A	2 000	N/A	NOT APPLICABLE	N/A	N/A	N/A	N/A
Backlog of electricity connections to consumer units	5 000	2 000	-	N/A	NOT APPLICABLE	N/A	N/A	N/A	N/A	2 000	N/A	NOT APPLICABLE	N/A	N/A	N/A	N/A
Number of households provided with access to Free Basic Electricity	18 753	6 592	3 512	N/A	NOT APPLICABLE	N/A	N/A	N/A	N/A	6 592	N/A	NOT APPLICABLE	N/A	N/A	N/A	N/A
Socio-Economic Amenities																
Number of community halls developed	64	Nil	Construction of unit 18 hall completed	N/A	3	N/A	N/A	N/A	N/A	Nil	N/A	3	N/A	N/A	N/A	N/A
Number of sports fields and stadia developed	65	1 sports facility in caluza and 1 athletic track in Alexandra park	Construction of Caluza indoor sports facility	Construction of Athletic Track in progress. Caluza indoor sports facility put on hold	3	N/A	N/A	N/A	Contract Documents	1 sports facility in caluza and 1 athletic track in Alexandra park	Construction of Athletic Track in progress. Caluza indoor sports facility put on hold	3	N/A	N/A	N/A	Contract Documents
Number of parks and gardens developed	20	Nil	N/A	N/A	NOT APPLICABLE	N/A	N/A	N/A	N/A	Nil	N/A	NOT APPLICABLE	N/A	N/A	N/A	N/A
Number of clinics developed	N/A	N/A	N/A	N/A	NOT APPLICABLE	N/A	N/A	N/A	N/A	N/A	N/A	NOT APPLICABLE	N/A	N/A	N/A	N/A
Number of pre-schools developed	NA	N/A	N/A	N/A	NOT APPLICABLE	N/A	N/A	N/A	N/A	N/A	N/A	NOT APPLICABLE	N/A	N/A	N/A	N/A
Number of community swimming pools developed	7	Nil	N/A	N/A	NOT APPLICABLE	N/A	N/A	N/A	N/A	Nil	N/A	NOT APPLICABLE	N/A	N/A	N/A	N/A
Number of libraries developed	9	1 Imbali Library, DAC implementation agent.	N/A	N/A	NOT APPLICABLE	N/A	N/A	N/A	Library Design plans from Dept. Arts & Culture	1 Imbali Library, DAC implementation agent.	N/A	NOT APPLICABLE	N/A	N/A	N/A	Library Design plans from Dept. Arts & Culture
Number of museums and art galleries developed	1	Nil	N/A	N/A	NOT APPLICABLE	N/A	N/A	N/A	N/A	Nil	N/A	NOT APPLICABLE	N/A	N/A	N/A	N/A
Number of cemetries developed	10	1	N/A	-	1	Delays on new Cemetry Hollingwood	Speed up		Record of decision by Dept. of Environmental Affairs & SRK Consultant report	1	-	1	Delays on new Cemetry Hollingwood	Speed up		Record of decision by Dept. of Environmental Affairs & SRK Consultant report
Number of abbattoirs developed	N/A	N/A	N/A	N/A	NOT APPLICABLE	N/A	N/A	N/A	N/A	N/A	N/A	NOT APPLICABLE	N/A	N/A	N/A	N/A
Number of markets developed	N/A	N/A	N/A	N/A	NOT APPLICABLE	N/A	N/A	N/A	N/A	N/A	N/A	NOT APPLICABLE	N/A	N/A	N/A	N/A
Number of fire safety and emergency facilities developed	N/A	N/A	N/A	N/A	NOT APPLICABLE	N/A	N/A	N/A	N/A	N/A	N/A	NOT APPLICABLE	N/A	N/A	N/A	N/A
Local Economic Development and Job Creation:																
Number of jobs created using the Community Works Programme guidelines and other municipal programmes	1 000	1 000	250 work opportunities created through LED development initiatives including Capital Projects	250 work opportunities created through LED development initiatives including Capital Projects	3	N/A	N/A	N/A	CWP Report	250 work opportunities created through LED development initiatives including Capital Projects	250 work opportunities created through LED development initiatives including Capital Projects	3	N/A	N/A	N/A	CWP Report

ORGANISATIONAL OVERVIEW

SDBIP 2013/2014 4TH QUARTER (QUARTER ENDING JUNE 2014) & ANNUAL PROGRESS REPORT

	TOTAL PROJECTS	KEY
	1 NIL ACHIEVED	
	2 TARGET PARTIALLY MET	
	3 TARGET MET	
	4 TARGET EXCEEDED	
	5 TARGET EXCEEDED BY 100 %	
	NOT APPLICABLE	

1 ORGANISATIONAL OVERVIEW

1.1 TOTAL PROJECTS: 159
1.1.1 OPERATING PROJECTS 83
1.1.2 CAPITAL PROJECTS 76

1.2 GRAPHICAL REPRESENTATION OF PERFORMANCE: OPERATING PROJECTS

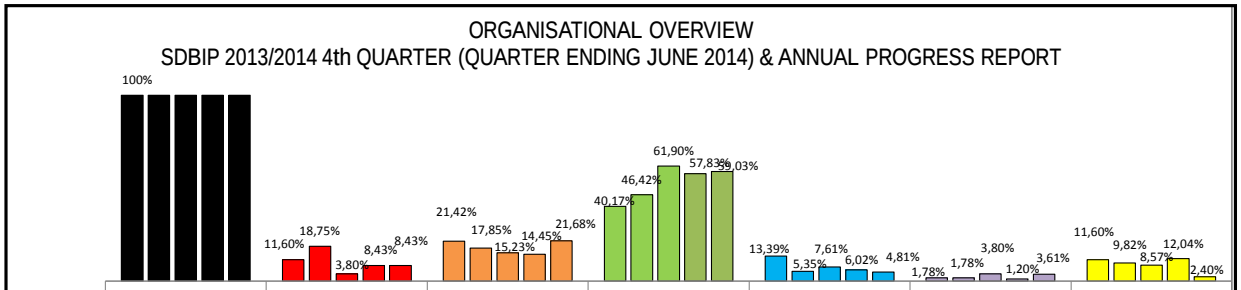

	TOTAL PROJECTS	1 NIL ACHIEVED	2 TARGET PARTIALLY MET	3 TARGET MET	4 TARGET EXCEEDED	5 TARGET EXCEEDED BY 100 %	NOT APPLICABLE
QUARTER 1	100%	11,60%	21,42%	40,17%	13,39%	1,78%	11,60%
QUARTER 2	100%	18,75%	17,85%	46,42%	5,35%	1,78%	9,82%
QUARTER 3	100%	3,80%	15,23%	61,90%	7,61%	3,80%	8,57%
QUARTER 4	100%	8,43%	14,45%	57,83%	6,02%	1,20%	12,04%
ANNUAL	100%	8,43%	21,68%	59,03%	4,81%	3,61%	2,40%

1.1.1 A total of 83 Operating Projects were reported on the SDBIP for the 4th QUARTER (QUARTER ENDING JUNE 2014) & ANNUAL PROGRESS REPORT 2013/2014 financial year

1.1.2 8.43% & 8.43% of the projects were reported as having Nil Achievements for the 4th QUARTER (QUARTER ENDING JUNE 2014) & ANNUAL PROGRESS REPORT 2013/2014 financial year

1.1.3 14.45% & 21.68% of the projects were reported as having been partially met for for the 4th QUARTER (QUARTER ENDING JUNE 2014) & ANNUAL PROGRESS REPORT 2013/2014 financial year

1.1.4 57.83% & 59.03% of the projects were reported as having been met for the 4th QUARTER (QUARTER ENDING JUNE 2014) & ANNUAL PROGRESS REPORT 2013/2014 financial year

1.1.5 6.02% & 4.81% of the projects were reported as having exceeded the target for the 4th QUARTER (QUARTER ENDING JUNE 2014) & ANNUAL PROGRESS REPORT 2013/2014 financial year

1.1.6 1.20% &3.61% of the projects were reported as having exceeded the target by 100% for the4th QUARTER (QUARTER ENDING JUNE 2014) & ANNUAL PROGRESS REPORT 2013/2014 financial year

1.1.7 12.04% & 2.40% of the projects were reported as not applicable due to not having any targets set for the4th QUARTER (QUARTER ENDING JUNE 2014) & ANNUAL PROGRESS REPORT 2013/2014 financial year

CITY OF CHOICE
PIETERMARITZBURG
MSUNDUZI

2.1 GRAPHICAL REPRESENTATION OF PERFORMANCE: CAPITAL PROJECTS

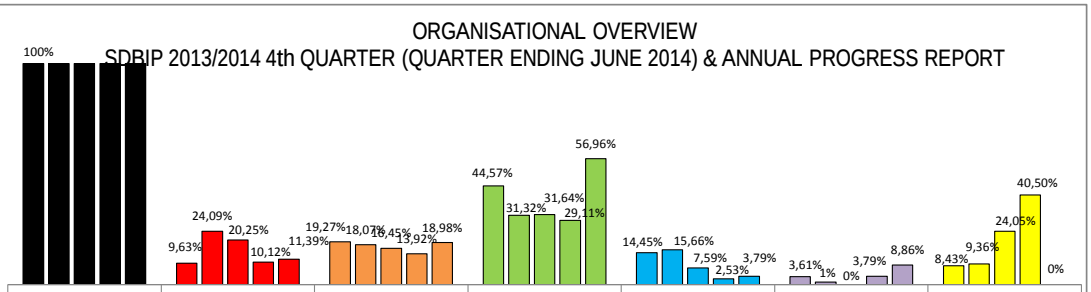

	TOTAL PROJECTS	1 NIL ACHIEVED	2 TARGET PARTIALLY MET	3 TARGET MET	4 TARGET EXCEEDED	5 TARGET EXCEEDED BY 100 %	NOT APPLICABLE
QUARTER 1	100%	9,63%	19,27%	44,57%	14,45%	3,61%	8,43%
QUARTER 2	100%	24,09%	18,07%	31,32%	15,66%	1%	9,36%
QUARTER 3	100%	20,25%	16,45%	31,64%	7,59%	0%	24,05%
QUARTER 4	100%	10,12%	13,92%	29,11%	2,53%	3,79%	40,50%
ANNUAL	100%	11,39%	18,98%	56,96%	3,79%	8,86%	0%

2.1.1 A total of 76 Capital Projects were reported on the SDBIP for the 4th QUARTER (QUARTER ENDING JUNE 2014) & ANNUAL PROGRESS REPORT 2013/2014 financial year

2.1.2 10.12% & 11.39% of the projects were reported as having Nil Achievements for the 44th QUARTER (QUARTER ENDING JUNE 2014) & ANNUAL PROGRESS REPORT 2013/2014 financial year

2.1.3 13.92% & 18.98% of the projects were reported as having been partially met for for the 4th QUARTER (QUARTER ENDING JUNE 2014) & ANNUAL PROGRESS REPORT 2013/2014 financial year

2.1.4 29.11% & 56.96% of the projects were reported as having been met for the 4th QUARTER (QUARTER ENDING JUNE 2014) & ANNUAL PROGRESS REPORT 2013/2014 financial year

2.1.5 2.53% & 3.79% of the projects were reported as having exceeded the target for the 4th QUARTER (QUARTER ENDING JUNE 2014) & ANNUAL PROGRESS REPORT 2013/2014 financial year

2.1.6 3.79% & 8.86% of the projects were reported as having exceeded the target by 100% for the 4th QUARTER (QUARTER ENDING JUNE 2014) & ANNUAL PROGRESS REPORT 2013/2014 financial year

2.1.7 40.50% & 0% of the projects were reported as not applicable due to not having any targets set for the 4th QUARTER (QUARTER ENDING JUNE 2014) & ANNUAL PROGRESS REPORT 2013/2014 financial year

CITY OF CHOICE
PIETERMARITZBURG
MSUNDUZI

ANNEXURE F
MSUNDUZI MUNICIPALITY

SERVICE DELIVERY & BUDGET IMPLEMENTATION PLAN FOR THE 2013/2014 FINANCIAL YEAR

CORPORATE BUSINESS UNIT OVERVIEW SDBIP 2013/2014 4TH QUARTER (QUARTER ENDING JUNE 2014) & ANNUAL PROGRESS REPORT

	TOTAL PROJECTS	KEY
	1 NIL ACHIEVED	
	2 TARGET PARTIALLY MET	
	3 TARGET MET	
	4 TARGET EXCEEDED	
	5 TARGET EXCEEDED BY 100 %	
	NOT APPLICABLE	

1 CORPORATE BUSINESS UNIT OVERVIEW

1.1 TOTAL PROJECTS: 12
- **1.1.1 OPERATING PROJECTS 10**
- **1.1.2 CAPITAL PROJECTS 2**

1.2 GRAPHICAL REPRESENTATION OF PERFORMANCE: CAPITAL PROJECTS

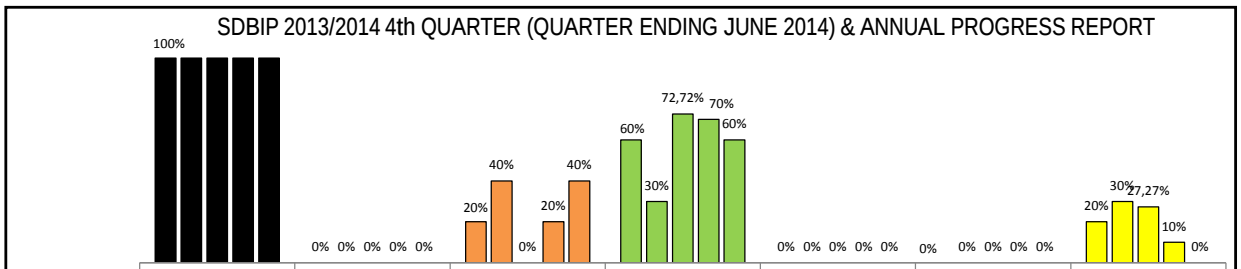

	TOTAL PROJECTS	1 NIL ACHIEVED	2 TARGET PARTIALLY MET	3 TARGET MET	4 TARGET EXCEEDED	5 TARGET EXCEEDED BY 100 %	NOT APPLICABLE
QUARTER 1	100%	0%	20%	60%	0%	0%	20%
QUARTER 2	100%	0%	40%	30%	0%	0%	30%
QUARTER 3	100%	0%	0%	72,72%	0%	0%	27,27%
QUARTER 4	100%	0%	20%	70%	0%	0%	10%
ANNUAL	100%	0%	40%	60%	0%	0%	0%

2.1 GRAPHICAL REPRESENTATION OF PERFORMANCE: OPERATING PROJECTS

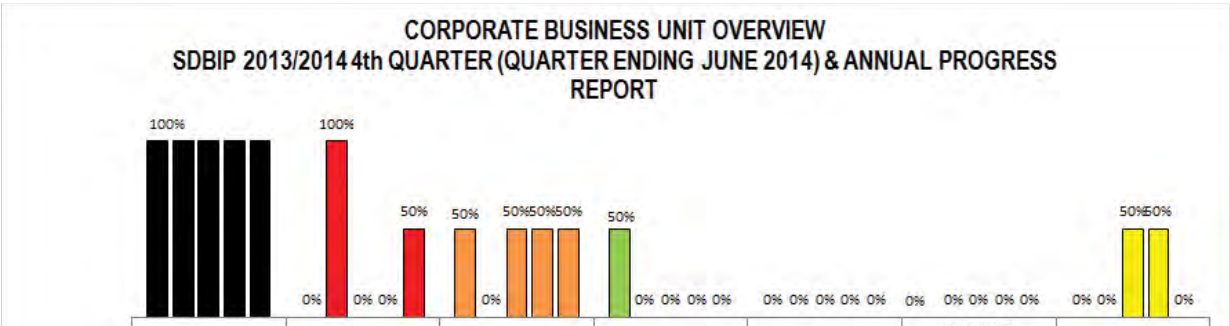

	TOTAL PROJECTS	1 NIL ACHIEVED	2 TARGET PARTIALLY MET	3 TARGET MET	4 TARGET EXCEEDED	5 TARGET EXCEEDED BY 100 %	NOT APPLICABLE
QUARTER 1	100%	0%	50%	50%	0%	0%	0%
QUARTER 2	100%	100%	0%	0%	0%	0%	0%
QUARTER 3	100%	0%	50%	0%	0%	0%	50%
QUARTER 4	100%	0%	50%	0%	0%	0%	50%
ANNUAL	100%	50%	50%	0%	0%	0%	0%

CITY OF CHOICE
PIETERMARITZBURG
MSUNDUZI

OFFICE OF THE SPEAKER

SDBIP 2013/2014 4TH QUARTER (QUARTER ENDING JUNE 2014) & ANNUAL PROGRESS REPORT

	TOTAL PROJECTS	KEY
	1 NIL ACHIEVED	
	2 TARGET PARTIALLY MET	
	3 TARGET MET	
	4 TARGET EXCEEDED	
	5 TARGET EXCEEDED BY 100 %	
	NOT APPLICABLE	

1 OFFICE OF THE MUNICIPAL MANAGER OVERVIEW

1.1 TOTAL PROJECTS: 6

1.1.1 OPERATING PROJECTS 6

1.1.2 CAPITAL PROJECTS 0

1.2 GRAPHICAL REPRESENTATION OF PERFORMANCE: OPERATING PROJECTS

OFFICE OF THE SPEAKER OVERVIEW
SDBIP 2013/2014 4th QUARTER (QUARTER ENDING JUNE 2014) & ANNUAL PROGRESS REPORT

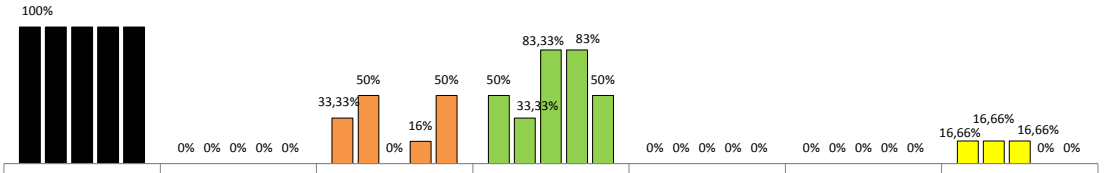

	TOTAL PROJECTS	1 NIL ACHIEVED	2 TARGET PARTIALLY MET	3 TARGET MET	4 TARGET EXCEEDED	5 TARGET EXCEEDED BY 100 %	NOT APPLICABLE
QUARTER 1	100%	0%	33,33%	50%	0%	0%	16,66%
QUARTER 2	100%	0%	50%	33,33%	0%	0%	16,66%
QUARTER 3	100%	0%	0%	83,33%	0%	0%	16,66%
QUARTER 4	100%	0%	16%	83%	0%	0%	0%
ANNUAL	100%	0%	50%	50%	0%	0%	0%

CITY OF CHOICE
PIETERMARITZBURG
MSUNDUZI

SERVICE DELIVERY & BUDGET IMPLEMENTATION PLAN FOR THE 2013/2014 FINANCIAL YEAR

BUSINESS UNIT: CORPORATE BUSINESS UNIT

SUB UNIT: OFFICE OF THE MUNICIPAL MANAGER (OFFICE OF THE SPEAKER)

IDP REFERENCE	NATIONAL KEY PERFORMANCE INDICATOR	PROGRAMME	PROJECT	WARD	BASELINE / STATUS QUO	MEASURABLE OBJECTIVE	ANNUAL TARGET / OUTPUT	PERFORMANCE MEASURE	ANNUAL BUDGET INFORMATION				PERFORMANCE REPORTING - QUARTER 4 - MONTH ENDING JUNE 2014							PERFORMANCE REPORTING - ANNUAL PROGRESS 2013/2014 FINANCIAL YEAR						
									OPEX	CAPEX	REVENUE	FUNDING SOURCE	QUARTER 4 - MONTH ENDING JUNE 2014							ANNUAL PROGRESS 2013/2014 FINANCIAL YEAR						
									VOTE	VOTE	VOTE		QUARTER 4 TARGET	QUARTERLY PROGRESS-JUNE 2014 ACTUAL	ACTUAL (1, 2, 3, 4, 5, Not Applicable)	REASON FOR DEVIATION	CORRECTIVE MEASURE	TIME-FRAME TO IMPLEMENT CORRECTIVE MEASURES	SOURCE DOCUMENT	ANNUAL TARGET	ANNUAL TARGET PROGRESS	ACTUAL (1, 2, 3, 4, 5, Not Applicable)	REASON FOR DEVIATION	CORRECTIVE MEASURE	TIME-FRAME TO IMPLEMENT CORRECTIVE MEASURES	SOURCE DOCUMENT
OTS 01	GOOD GOVERNANCE & PUBLIC PARTICIPATION	Functioning of Ward Committees	Annual schedule of meetings	All	Schedule submitted to Cogta by 30 June 2012	Functioning of ward committees: completed schedule 2014/2015 of meetings submitted to Cogta by 30 June annually	Annual schedule of meetings 2013/2014 submitted to CoGTA by 30th of June 2014	Date of submission of annual schedule 2013/2014 of meetings to Cogta	N/A	N/A	N/A	N/A	Annual schedule of meetings 2013/2014 submitted to CoGTA by 30th of June 2014	Annual schedule submitted to COGTA	2	Not all Councillors have submitted schedules as Council is on recess	Date extended to 30 July 2014 as Councillors will be back from recess	30-Jul-14	Annual schedule of meetings	Annual schedule of meetings 2013/ 2014 submitted to CoGTA by 30th of June 2014	Annual schedule of meetings 2013/ 2014 submitted to CoGTA by 30th of June 2014	2	Not all Councillors have submitted schedule as Council is on recess	Date extended to 30 July 2014 as Councillors will be back from recess	30 Jult 2014	Annual schedule of meetings
									N/A	N/A	N/A		N/A	N/A	N/A	N/A	N/A	N/A	N/A	N/A	N/A	N/A	N/A	N/A	N/A	N/A
OTS 02	GOOD GOVERNANCE & PUBLIC PARTICIPATION	Functioning of Ward Committees	Reports	All	444 Monthly reports 2012/ 2013	Functioning of ward committees:submission of monthly reports from each of the 37 ward committees by the 21st of each month to the Office of the Speaker	Monthly reports from each 37 Ward committees submitted to the Office of the Speaker by the 21st of each month	Date of submission of monthly report from each ward committee	N/A	N/A	N/A	N/A	Monthly reports from each 37 Ward committees submitted to the Office of the Speaker by the 21st of each month	37 monthly reports submitted from easch ward committee	3	N/A	N/A	N/A	Register of reports submitted and actual reports submitted	444 monthly report on functioning of the Speaker's Office submitted to the Operational Management Committee	3 x 37 monthly reports submitted from easch ward committee	2	Some ward offices did not have computers in July 2013 which hindered their efficiency in producing reports within the timeframe stipulated	Provision of computers to all ward offices	30 September 2013	Register of reports submitted and actual reports submitted
									N/A	N/A	N/A		N/A	N/A	N/A	N/A	N/A	N/A	N/A	N/A	N/A	N/A	N/A	N/A	N/A	N/A
OTS 03	GOOD GOVERNANCE & PUBLIC PARTICIPATION	Functioning of Ward Committees	Reports	All	Minutes of ward and community meetings received within 5 days after date of meeting	Functioning of ward committees: submission of minutes from each ward assistant within 5 days after date of meeting (ward and community meetings)	Minutes of ward and community meetings from each Ward assistant submitted to the Office of the Speaker within 5 days after date of meeting	Turnaround time for submission of minutes by ward assistants	N/A	N/A	N/A	N/A	Minutes of ward and community meetings received within 5 days after date of meeting	110/110 minutes of ward and community meetings received within 5 days after date of meeting	3	N/A	N/A	N/A	Register of minutes and actual minutes of ward and community meetings	Minutes of ward and community meetings from each Ward assistant submitted to the Office of the Speaker within 5 days after date of meeting	307/307 minutes of ward and community meetings received within 5 days after date of meeting	3	N/A	N/A	N/A	Register of minutes and actual minutes of ward and community meetings
OTS 04	GOOD GOVERNANCE & PUBLIC PARTICIPATION	Functioning of Ward Committees	Reports	All	Reports from each of the 37 Ward Committees	Functioning of Ward Committees: submission of reports from each ward assistant	37 x monthly reports on the functioning of ward committees submitted by ward assistants to the Office of the Speaker by the 21st of each month	Number of reports submitted	N/A	N/A	N/A	N/A	111 x monthly reports on the functioning of ward committees submitted by ward assistants to the Office of the Speaker by the 21st of each month	111 x monthly reports on the functioning of ward committees submitted by ward assistants to the Office of the Speaker by the 21st of each month	3	N/A	N/A	N/A	Register of reports submitted and actual reports submitted	444 x monthly reports on the functioning of ward committees submitted by ward assistants to the Office of the Speaker by the 21st of each month	430/444 monthly reports on the functioning of ward committees submitted by ward assistants to the Office of the Speaker by the 21st of each month	2	Some ward offices did not have computers in July 2013 which hindered their efficiency in producing reports within the timeframe stipulated	Provision of computers to all ward offices	30 September 2013	Register of reports submitted and actual reports submitted
									N/A	N/A	N/A		N/A	N/A	N/A	N/A	N/A	N/A	N/A	N/A	N/A	N/A	N/A	N/A	N/A	N/A

IDP REFERENCE	NATIONAL KEY PERFORMANCE INDICATOR	PROGRAMME	PROJECT	WARD	BASELINE / STATUS QUO	MEASURABLE OBJECTIVE	ANNUAL TARGET / OUTPUT	PERFORMANCE MEASURE	ANNUAL BUDGET INFORMATION				PERFORMANCE REPORTING - QUARTER 4 - MONTH ENDING JUNE 2014							PERFORMANCE REPORTING - ANNUAL PROGRESS 2013/2014 FINANCIAL YEAR						
									OPEX	CAPEX	REVENUE		QUARTER 4 - MONTH ENDING JUNE 2014							ANNUAL PROGRESS 2013/2014 FINANCIAL YEAR						
									VOTE	VOTE	VOTE	FUNDING SOURCE	QUARTER 4 TARGET	QUARTERLY PROGRESS-JUNE 2014 ACTUAL	ACTUAL (1, 2, 3, 4, 5, Not Applicable)	REASON FOR DEVIATION	CORRECTIVE MEASURE	TIME-FRAME TO IMPLEMENT CORRECTIVE MEASURES	SOURCE DOCUMENT	ANNUAL TARGET	ANNUAL TARGET PROGRESS	ACTUAL (1, 2, 3, 4, 5, Not Applicable)	REASON FOR DEVIATION	CORRECTIVE MEASURE	TIME-FRAME TO IMPLEMENT CORRECTIVE MEASURES	SOURCE DOCUMENT
OTS 05	GOOD GOVERNANCE & PUBLIC PARTICIPATION	Functioning of Ward Committees		All	Report on community requests of service delivery submitted to Customer Care Centre	Forwarding of service delivery challenges per ward to customer care / relevant business units within 8 hours of receipt of the challenges	Forwarding of service delivery challenges per ward to customer care / relevant business units within 8 hours of receipt of the challenges	Turnaround time of forwarding challenges to customer care / relevant business units	N/A	N/A	N/A	N/A	Forwarding of service delivery challenges per ward to customer care / relevant business units within 8 hours of receipt of the challenges	100% (85/85) of service delivery challenges per ward forwarded to Customer Care/relevant business unit within 8 hours of receipt	3	N/A	N/A	N/A	Report of items submitted to CC and business units and daily registerof complaints	Forwarding of service delivery challenges per ward to customer care / relevant business units within 8 hours of receipt of the challenges	100% (297/297) of service delivery challenges per ward forwarded to Customer Care/relevant business unit within 8 hours of receipt	3	N/A	N/A	N/A	Report of items submitted to CC and business units and daily registerof complaints
									N/A	N/A	N/A		N/A	N/A	N/A	N/A	N/A	N/A	N/A	N/A	N/A	N/A	N/A	N/A	N/A	N/A
OTS 06	GOOD GOVERNANCE & PUBLIC PARTICIPATION	Functioning of Ward Committees	Reports	All	Monthly report on the functioning of the Speaker's Office submitted to the Operational Management Committee in the 2012/2013 FY	"To facilitate programmes and projects that encourage public engagement and administration accountability. "	12 x monthly reports on functioning of the Speaker's Office submitted to the Operational Management Committee by the 30th of June 2014	Number of reports submitted to OMC	N/A	N/A	N/A	N/A	3 x monthly report on functioning of the Speaker's Office submitted to the Operational Management Committee	3 x monthly report on functioning of the Speaker's Office submitted to the Operational Management Committee	3	N/A	N/A	N/A	OMC agenda	12 x monthly reports onfunctioning of the Speaker's Office submitted to the Operational Management Committee by the 30th of June 2014	12 x monthly report on functioning of the Speaker's Office submitted to the Operational Management Committee	3	N/A	N/A	N/A	OMC agenda
									N/A	N/A	N/A		N/A	N/A	N/A	N/A	N/A	N/A	N/A	N/A	N/A	N/A	N/A	N/A	N/A	N/A

OFFICE OF THE MAYOR OVERVIEW

SDBIP 2013/2014 4TH QUARTER (QUARTER ENDING JUNE 2014) & ANNUAL PROGRESS REPORT

	TOTAL PROJECTS	KEY
	1 NIL ACHIEVED	
	2 TARGET PARTIALLY MET	
	3 TARGET MET	
	4 TARGET EXCEEDED	
	5 TARGET EXCEEDED BY 100 %	
	NOT APPLICABLE	

1 OFFICE OF THE MAYOR OVERVIEW

1.1 TOTAL PROJECTS: 5
- **1.1.1 OPERATING PROJECTS 5**
- **1.1.2 CAPITAL PROJECTS 0**

1.2 GRAPHICAL REPRESENTATION OF PERFORMANCE: OPERATING PROJECTS

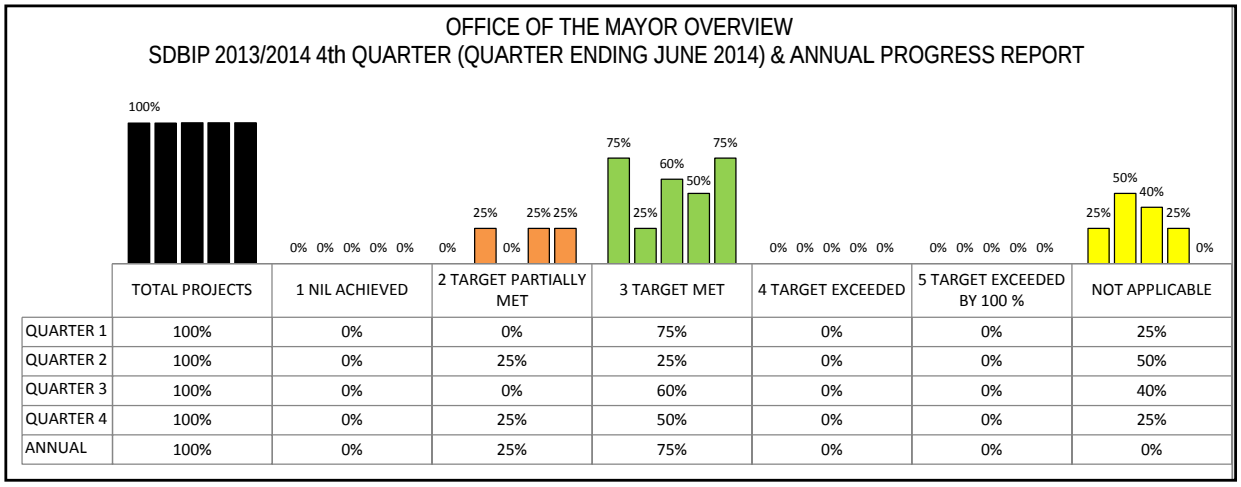

	TOTAL PROJECTS	1 NIL ACHIEVED	2 TARGET PARTIALLY MET	3 TARGET MET	4 TARGET EXCEEDED	5 TARGET EXCEEDED BY 100 %	NOT APPLICABLE
QUARTER 1	100%	0%	0%	75%	0%	0%	25%
QUARTER 2	100%	0%	25%	25%	0%	0%	50%
QUARTER 3	100%	0%	0%	60%	0%	0%	40%
QUARTER 4	100%	0%	25%	50%	0%	0%	25%
ANNUAL	100%	0%	25%	75%	0%	0%	0%

CITY OF CHOICE
PIETERMARITZBURG
MSUNDUZI

SERVICE DELIVERY & BUDGET IMPLEMENTATION PLAN FOR THE 2013/2014 FINANCIAL YEAR

BUSINESS UNIT: CORPORATE BUSINESS UNIT

SUB UNIT: OFFICE OF THE MUNICIPAL MANAGER (OFFICE OF THE MAYOR)

IDP REFERENCE	NATIONAL KEY PERFORMANCE INDICATOR	PROGRAMME	PROJECT	WARD	BASELINE / STATUS QUO	MEASURABLE OBJECTIVE	ANNUAL TARGET / OUTPUT	PERFORMANCE MEASURE	ANNUAL BUDGET INFORMATION				PERFORMANCE REPORTING - QUARTER 4 - MONTH ENDING JUNE 2014							PERFORMANCE REPORTING - ANNUAL PROGRESS 2013/2014 FINANCIAL YEAR						
									OPEX	CAPEX	REVENUE	FUNDING SOURCE	QUARTER 4 - MONTH ENDING JUNE 2014							ANNUAL PROGRESS 2013/2014 FINANCIAL YEAR						
									VOTE	VOTE	VOTE		QUARTER 4 TARGET	QUARTERLY PROGRESS-JUNE 2014 ACTUAL	ACTUAL (1, 2, 3, 4, 5, Not Applicable)	REASON FOR DEVIATION	CORRECTIVE MEASURE	TIME-FRAME TO IMPLEMENT CORRECTIVE MEASURES	SOURCE DOCUMENT	ANNUAL TARGET	ANNUAL TARGET PROGRESS	ACTUAL (1, 2, 3, 4, 5, Not Applicable)	REASON FOR DEVIATION	CORRECTIVE MEASURE	TIME-FRAME TO IMPLEMENT CORRECTIVE MEASURES	SOURCE DOCUMENT
MSP 01	GOOD GOVERNANCE & PUBLIC PARTICIPATION	Mayoral Special Programmes	Annual Calendar of Events	All	1 annual calendar of events approved in 2012/2013	To facilitate programmes and projects that encourage public engagement and administration accountability.	Annual calendar of events for Mayoral Special Projects 2013/2014 financial year submitted to SMC for approval by the 31st of July 2013	Date submitted to SMC	N/A	N/A	N/A	N/A	N/A	N/A	NOT APPLICABLE	N/A	N/A	N/A	Annual calendar of events for Mayoral Special projects 2013/14	Annual calendar of events for Mayoral Special Projects 2013/2014 financial year submitted to SMC for approval by the 31st of July 2013	Annual calendar of events for Mayoral Special Projects 2013/2014 financial year submitted to SMC for approval by the 31st of July 2013	3	N/A	N/A	N/A	Annual calendar of events for Mayoral Special projects 2013/14
									N/A	N/A	N/A		N/A	N/A	N/A	N/A	N/A	N/A		N/A	N/A	N/A	N/A	N/A	N/A	
	GOOD GOVERNANCE & PUBLIC PARTICIPATION	Mayoral Special Programmes	Annual Calendar of Events	All	1 annual calendar of events approved in 2012/2013	To facilitate programmes and projects that encourage public engagement and administration accountability.	Annual calendar of events for Mayoral Special Projects 2014/2015 financial year submitted to SMC for approval by the 30th of June 2014	Date submitted to SMC	N/A	N/A	N/A	N/A	Annual calendar of events for Mayoral Special Projects 2014/2015 financial year submitted to SMC for approval by the 30th of June 2014	Annual calendar of events for Mayoral Special Projects 2014/2015 financial year submitted to SMC for approval by the 30th of June 2014	3	N/A	N/A	N/A	Annual calendar of events for Mayoral Special projects 2014/15	Annual calendar of events for Mayoral Special Projects 2014/2015 financial year submitted to SMC for approval by the 30th of June 2014	Annual calendar of events for Mayoral Special Projects 2014/2015 financial year submitted to SMC for approval by the 30th of June 2014	3	N/A	N/A	N/A	Annual calendar of events for Mayoral Special projects 2014/15
									N/A	N/A	N/A		N/A	N/A	N/A	N/A	N/A	N/A		N/A	N/A	N/A	N/A	N/A	N/A	
MSP 02	GOOD GOVERNANCE & PUBLIC PARTICIPATION	Mayoral Special Programmes	Implementation of annual calender of events	All	100% implementation of Mayoral Special Programmes	To facilitate programmes and projects that encourage public engagement and administration accountability.	100% implementation of All Mayoral Special Programmes within available budget and stipulated timeframes as per the approved calendar of events	% implementation of All Mayoral Special Programmes within available budget and stipulated timeframes as per the approved calendar of events	R6 503 155. 00	N/A	N/A	Council	100% implementation of All Mayoral Special Programmes within available budget and stipulated timeframes as per the approved calendar of events	91% implementation of All Mayoral Special Programmes within available budget and stipulated timeframes as per the approved calendar of events	2	Due to time constraints, some projects could not be implemented	Will plan in advance in future	N/A	School uniform programme; disability games; basic computer training for youth, PwD; men and women; bricklaying skills training; sign language; drivers licence	100% implementation of All Mayoral Special Programmes within available budget and stipulated timeframes as per the approved calendar of events	94% Mayoral Special Programmes implemented within available budget and stipulated timeframes as per the approved calendar of events	2	Due to time constraints, some projects could not be implemented	Will plan in advance in future	N/A	Attendance registers, invoices of implemented projects
									013 115 1015	N/A	N/A		N/A	N/A	N/A	N/A	N/A	N/A		N/A	N/A	N/A	N/A	N/A	N/A	
	GOOD GOVERNANCE & PUBLIC PARTICIPATION	Mayoral Special Programmes	Reports	All	Monthly report on Mayoral Special Projects submitted to the Operational Management Committee in the 2012/2013 FY	"To facilitate programmes and projects that encourage public engagement and administration accountability. "	12 x monthly reports on Mayoral Special Projects submitted to the Operational Management Committee by the 30th of June 2014	Number of reports submitted to OMC	N/A	N/A	N/A	N/A	3 x monthly reports on Mayoral Special Projects submitted to the Operational Management Committee	1 x monthly report on Mayoral Special Projects submitted to the Operational Management Committee	3	N/A	N/A	N/A	May reports, agenda and extract of minutes	12 x monthly reports on Mayoral Special Projects submitted to the Operational Management Committee by the 30th of June 2014	12 x monthly reports on Mayoral Special Projects submitted to the Operational Management Committee by the 30th of June 2014	3	N/A	N/A	N/A	July2013 to June 2014 reports, agenda and extract of minutes
									N/A	N/A	N/A		N/A	N/A	N/A	N/A	N/A	N/A		N/A	N/A	.	N/A	N/A	N/A	

OFFICE OF THE MUNICIPAL MANAGER

SDBIP 2013/2014 4TH QUARTER (QUARTER ENDING JUNE 2014) & ANNUAL PROGRESS REPORT

	TOTAL PROJECTS	KEY
	1 NIL ACHIEVED	
	2 TARGET PARTIALLY MET	
	3 TARGET MET	
	4 TARGET EXCEEDED	
	5 TARGET EXCEEDED BY 100 %	
	NOT APPLICABLE	

1 OFFICE OF THE MUNICIPAL MANAGER OVERVIEW

1.1 TOTAL PROJECTS: 2
- **1.1.1 OPERATING PROJECTS 0**
- **1.1.2 CAPITAL PROJECTS 2**

1.2 GRAPHICAL REPRESENTATION OF PERFORMANCE: CAPITAL PROJECTS

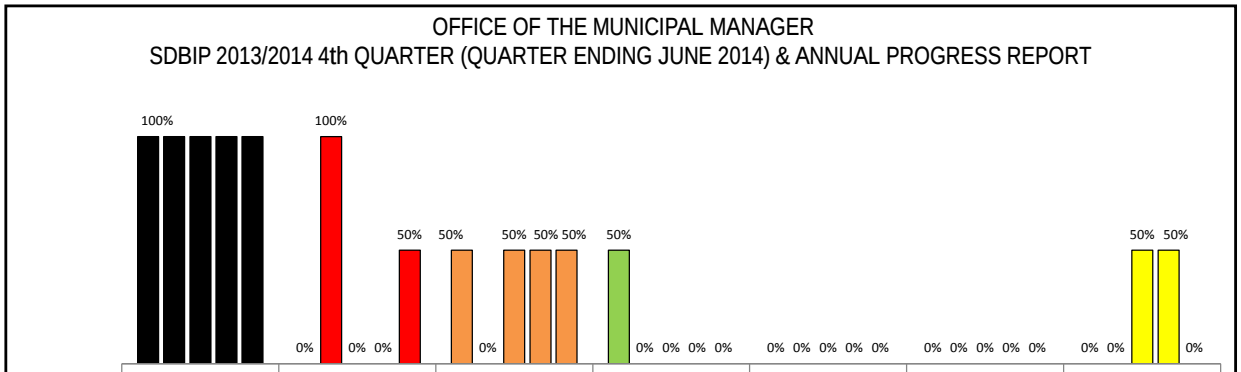

	TOTAL PROJECTS	1 NIL ACHIEVED	2 TARGET PARTIALLY MET	3 TARGET MET	4 TARGET EXCEEDED	5 TARGET EXCEEDED BY 100 %	NOT APPLICABLE
QUARTER 1	100%	0%	50%	50%	0%	0%	0%
QUARTER 2	100%	100%	0%	0%	0%	0%	0%
QUARTER 3	100%	0%	50%	0%	0%	0%	50%
QUARTER 4	100%	0%	50%	0%	0%	0%	50%
ANNUAL	100%	50%	50%	0%	0%	0%	0%

CITY OF CHOICE
PIETERMARITZBURG
MSUNDUZI

SERVICE DELIVERY & BUDGET IMPLEMENTATION PLAN FOR THE 2013/2014 FINANCIAL YEAR

BUSINESS UNIT: CORPORATE BUSINESS UNIT

SUB UNIT: OFFICE OF THE MUNICIPAL MANAGER (OFFICE OF THE MAYOR)

IDP REFERENCE	NATIONAL KEY PERFORMANCE INDICATOR	PROGRAMME	PROJECT	WARD	BASELINE / STATUS QUO	MEASURABLE OBJECTIVE	ANNUAL TARGET / OUTPUT	PERFORMANCE MEASURE	ANNUAL BUDGET INFORMATION				PERFORMANCE REPORTING - QUARTER 4 - MONTH ENDING JUNE 2014							PERFORMANCE REPORTING - ANNUAL PROGRESS 2013/2014 FINANCIAL YEAR						
									OPEX	CAPEX	REVENUE		QUARTER 4 - MONTH ENDING JUNE 2014							ANNUAL PROGRESS 2013/2014 FINANCIAL YEAR						
									VOTE	VOTE	VOTE	FUNDING SOURCE	QUARTER 4 TARGET	QUARTERLY PROGRESS-JUNE 2014 ACTUAL	ACTUAL (1, 2, 3, 4, 5, Not Applicable)	REASON FOR DEVIATION	CORRECTIVE MEASURE	TIME-FRAME TO IMPLEMENT CORRECTIVE MEASURES	SOURCE DOCUMENT	ANNUAL TARGET	ANNUAL TARGET PROGRESS	ACTUAL (1, 2, 3, 4, 5, Not Applicable)	REASON FOR DEVIATION	CORRECTIVE MEASURE	TIME-FRAME TO IMPLEMENT CORRECTIVE MEASURES	SOURCE DOCUMENT
R & T08	BASIC SERVICE DELIVERY & INFRASTUCTURE INVESTMENT	IRPTN	PUBLIC TRANSPORT INFRASTRUCTURE	12, 21, 22, 23, 27, 32	Unsafe public transport system	To complete pavement and geometric designs by 30 June 2014	"Completion of 5 studies that inform the completion of the detail designs (• Traffic Management Plan • Non-motorised integrated transport plan • Topographical survey • Economic Impact Assessment • Operational plan)by the 30th of June 2014"	Number and date of designs for public stransport stations completed	N/A	100 846 000	N/A	DOT	100% completion of the 5 studies	85% completion of trafic management plan; 80% completion of Non motorised integrated transport plan; 80% completion of topographical survey; 5% Economic impact assessment; 0% ops plan	2	Late appointment of service providers	Service providers have been appointed with the one for Ops plan being finalised. The 4 studies will be completed in Q1	3 months	Copies of the Studies as per status quo	"Completion of 5 studies that inform the completion of the detail designs (• Traffic Management Plan • Non-motorised integrated transport plan • Topographical survey • Economic Impact Assessment • Operational plan)by the 30th of June 2014"	85% completion of trafic management plan; 80% completion of Non motorised integrated transport plan; 80% completion of topographical survey; 5% Economic impact assessment; 0% ops plan	2	Late appointment of service providers	Service providers have been appointed with the one for Ops plan being finalised. The 4 studies will be completed in Q1	3 months	Copies of the Studies as per status quo
									N/A	131 631 1401	N/A		75 000 000	N/A	N/A	N/A	N/A	N/A	N/A	N/A	N/A	N/A	N/A	N/A	N/A	N/A
R & T12	BASIC SERVICE DELIVERY & INFRASTUCTURE INVESTMENT	Building Upgrade	VISUAL CONFERENCE SYSTEM COMPLETION CITY HALL	27	No Visual system	To install Visual conference system in City Hall by 31 Dec. 2013	Visual conference system installed in City Hall by 31 December 2013	Date System installed	N/A	350 000	N/A	CNL	N/A	N/A	NOT APPLICABLE	N/A	N/A	N/A	N/A	Visual conference system installed in City Hall by 31 December 2013	Visual conference system installation completed	3	N/A	N/A	N/A	Completion certificates
									N/A	504 630 1404	N/A		N/A	N/A	N/A	N/A	N/A	N/A	N/A	N/A	N/A	N/A	N/A	N/A	N/A	N/A

ANNEXURE G

COMMUNITY SERVICES BUSINESS UNIT OVERVIEW

SDBIP 2013/2014 4TH QUARTER (QUARTER ENDING JUNE 2014) & ANNUAL PROGRESS REPORT

	TOTAL PROJECTS	KEY
	1 NIL ACHIEVED	
	2 TARGET PARTIALLY MET	
	3 TARGET MET	
	4 TARGET EXCEEDED	
	5 TARGET EXCEEDED BY 100 %	
	NOT APPLICABLE	

1 COMMUNITY SERVICES BUSINESS UNIT OVERVIEW

1.1 TOTAL PROJECTS: 45
- **1.1.1 OPERATING PROJECTS 40**
- **1.1.2 CAPITAL PROJECTS 5**

1.2 GRAPHICAL REPRESENTATION OF PERFORMANCE: OPERATING PROJECTS

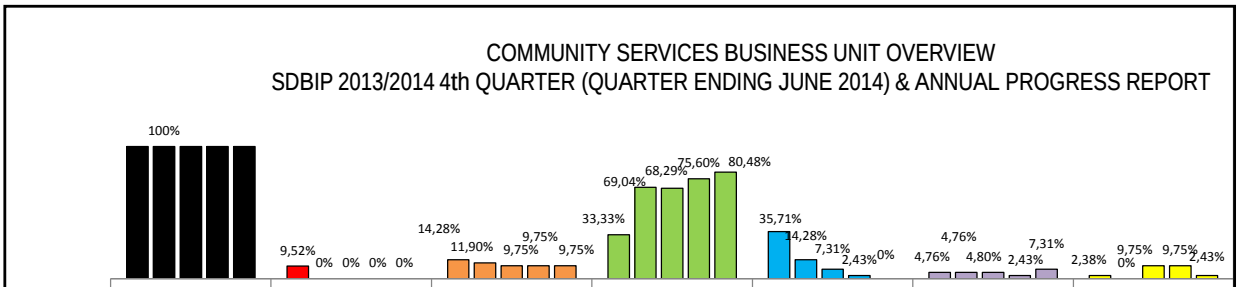

	TOTAL PROJECTS	1 NIL ACHIEVED	2 TARGET PARTIALLY MET	3 TARGET MET	4 TARGET EXCEEDED	5 TARGET EXCEEDED BY 100 %	NOT APPLICABLE
QUARTER 1	100%	9,52%	14,28%	33,33%	35,71%	4,76%	2,38%
QUARTER 2	100%	0%	11,90%	69,04%	14,28%	4,76%	0%
QUARTER 3	100%	0%	9,75%	68,29%	7,31%	4,80%	9,75%
QUARTER 4	100%	0%	9,75%	75,60%	2,43%	2,43%	9,75%
ANNUAL	100%	0%	9,75%	80,48%	0%	7,31%	2,43%

2.1 GRAPHICAL REPRESENTATION OF PERFORMANCE: CAPITAL PROJECTS

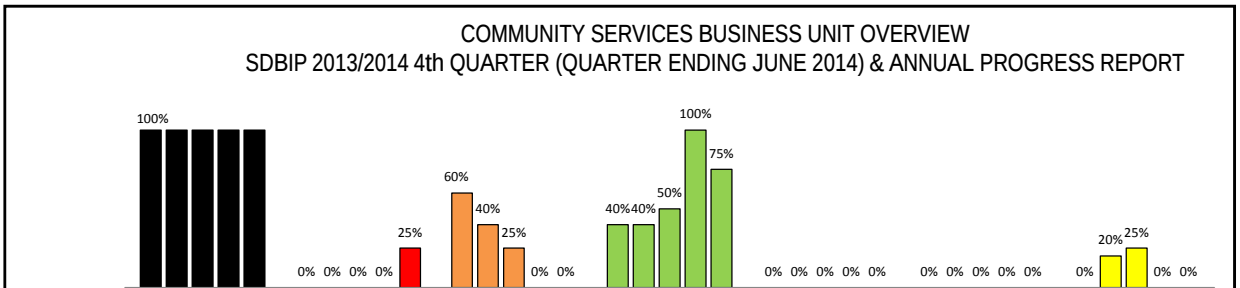

	TOTAL PROJECTS	1 NIL ACHIEVED	2 TARGET PARTIALLY MET	3 TARGET MET	4 TARGET EXCEEDED	5 TARGET EXCEEDED BY 100 %	NOT APPLICABLE
QUARTER 1	100%	0%	60%	40%	0%	0%	0%
QUARTER 2	100%	0%	40%	40%	0%	0%	20%
QUARTER 3	100%	0%	25%	50%	0%	0%	25%
QUARTER 4	100%	0%	0%	100%	0%	0%	0%
ANNUAL	100%	25%	0%	75%	0%	0%	0%

CITY OF CHOICE
PIETERMARITZBURG
MSUNDUZI

AREA BASED MANAGEMENT UNIT OVERVIEW

SDBIP 2013/2014 4TH QUARTER (QUARTER ENDING JUNE 2014) & ANNUAL PROGRESS REPORT

	TOTAL PROJECTS	KEY
	1 NIL ACHIEVED	
	2 TARGET PARTIALLY MET	
	3 TARGET MET	
	4 TARGET EXCEEDED	
	5 TARGET EXCEEDED BY 100 %	
	NOT APPLICABLE	

1 AREA BASED MANAGEMENT UNIT OVERVIEW

1.1 TOTAL PROJECTS: 6

1.1.1 OPERATING PROJECTS 6

1.1.2 CAPITAL PROJECTS 0

1.2 GRAPHICAL REPRESENTATION OF PERFORMANCE: OPERATING PROJECTS

AREA BASED MANAGEMENT UNIT OVERVIEW

SDBIP 2013/2014 4th QUARTER (QUARTER ENDING JUNE 2014) & ANNUAL PROGRESS REPORT

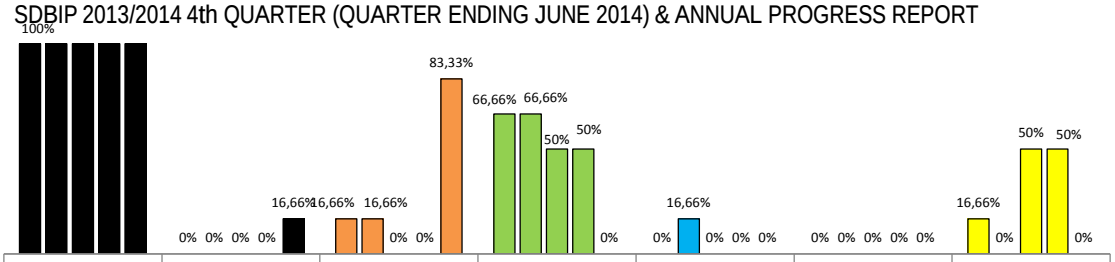

	TOTAL PROJECTS	1 NIL ACHIEVED	2 TARGET PARTIALLY MET	3 TARGET MET	4 TARGET EXCEEDED	5 TARGET EXCEEDED BY 100 %	NOT APPLICABLE
QUARTER 1	100%	0%	16,66%	66,66%	0%	0%	16,66%
QUARTER 2	100%	0%	16,66%	66,66%	16,66%	0%	0%
QUARTER 3	100%	0%	0%	50%	0%	0%	50%
QUARTER 4	100%	0%	0%	50%	0%	0%	50%
ANNUAL	100%	16,66%	83,33%	0%	0%	0%	0%

CITY OF CHOICE
PIETERMARITZBURG
MSUNDUZI

SERVICE DELIVERY & BUDGET IMPLEMENTATION PLAN FOR THE 2013/2014 FINANCIAL YEAR

BUSINESS UNIT: COMMUNITY SERVICES

SUB UNIT: AREA BASED MANAGEMENT

IDP REFERENCE	NATIONAL KEY PERFORMANCE INDICATOR	PROGRAMME	PROJECT	WARD	BASELINE / STATUS QUO	MEASURABLE OBJECTIVE	ANNUAL TARGET / OUTPUT	PERFORMANCE MEASURE	ANNUAL BUDGET INFORMATION				PERFORMANCE REPORTING - QUARTER 4 - MONTH ENDING JUNE 2014							PERFORMANCE REPORTING - ANNUAL PROGRESS 2013/2014 FINANCIAL YEAR						
									OPEX	CAPEX	REVENUE		QUARTER 4 - MONTH ENDING JUNE 2014							ANNUAL PROGRESS 2013/2014 FINANCIAL YEAR						
									VOTE	VOTE	VOTE	FUNDING SOURCE	QUARTER 4 TARGET	QUARTERLY PROGRESS-JUNE 2014 ACTUAL	ACTUAL (1, 2, 3, 4, 5, Not Applicable)	REASON FOR DEVIATION	CORRECTIVE MEASURE	TIME-FRAME TO IMPLEMENT CORRECTIVE MEASURES	SOURCE DOCUMENT	ANNUAL TARGET	ANNUAL TARGET PROGRESS	ACTUAL (1, 2, 3, 4, 5, Not Applicable)	REASON FOR DEVIATION	CORRECTIVE MEASURE	TIME-FRAME TO IMPLEMENT CORRECTIVE MEASURES	SOURCE DOCUMENT
ABM 01	HUMAN AND COMMUNITY DEVELOPMENT	Community Participation	Community Participation Review	All	Approved Policy	Effective mechanisms, processes and procedures for Community participation	Public Participation Policy reviewed and submitted to SMC by the 30th of November 2014	Date of submission of reviewed Public Participation Policy to SMC	N/A	N/A	N/A	N/A	N/A	N/A	NOT APPLICABLE	N/A	N/A	N/A	N/A	Public Participation Policy reviewed and submitted to SMC by the 30th of November 2014	Public Participation Policy was approved by council in Q1	3	N/A	N/A	N/A	PPP File
									N/A	N/A	N/A		N/A	N/A	N/A	N/A	N/A	N/A	N/A	N/A	N/A	N/A	N/A	N/A	N/A	N/A
ABM 02	HUMAN AND COMMUNITY DEVELOPMENT	Community Participation	Community Complaints and referral	All	Haphazard response to complaints by BU	Effective mechanisms, processes and procedures for Community participation	Complaints received referred to relevant business unit/s within 2 days of receipt	Complaints receveived referred to relevant business unit/s within 2 days of receipt	N/A	N/A	N/A	N/A	20 Complaints receveived referred to relevant business unit/s within 2 days of receipt	20 Complaints received ,referred to relevant depts within 2 days of receipt	3	N/A	N/A	N/A	Complaints file	Complaints received referred to relevant business unit/s within 2 days of receipt	Complaints received referred to business units within 2 days of receipt	3	N/A	N/A	N/A	Complaints file
									N/A	N/A	N/A		N/A	N/A	N/A	N/A	N/A	N/A	N/A	N/A	N/A	N/A	N/A	N/A	N/A	N/A
ABM 03	HUMAN AND COMMUNITY DEVELOPMENT	Community Based Planning	Ward Plans	Ward 9, 15, 18, 24, 35, 37,	14 wards have no Ward Plans	Effective mechanisms, processes and procedures for Community participation	7 Ward Plans developed and submitted to SMC for approval by the 28th of February 2014	Number of Community based plans submitted to SMC by the 28th of February 2014	R370 000	N/A	N/A	Council	N/A	N/A	NOT APPLICABLE	N/A	N/A	N/A	N/A	7 Ward Plans developed and submitted to SMC for approval by the 28th of February 2014	11 ward plans were developed & approved by SMC	3	N/A	N/A	N/A	Ward plans (CBP) File
									553 100 1072	N/A	N/A		N/A	N/A	N/A	N/A	N/A	N/A	N/A	N/A	N/A	N/A	N/A	N/A	N/A	N/A
ABM 05	HUMAN AND COMMUNITY DEVELOPMENT	Community Participation	Ward Audits	All	Existing Ward Audits	Effective mechanisms, processes and procedures for Community participation	Monthly ward Audits conducted in all 37 wards in order to identify ward based service delivery challenges and forwarded to relevant business unit for actioning	Number of Monthly ward audits conducted	N/A	N/A	N/A	N/A	Monthly ward Audits conducted in all 37 wards in order to identify ward based service delivery challenges and forwarded to relevant business unit for actioning	37 ward audits were conducted	3	N/A	N/A	N/A	Ward Audits file	Monthly ward Audits conducted in all 37 wards in order to identify ward based service delivery challenges and forwarded to relevant business unit for actioning	438 ward audits instead of 444 were done	2	Staff shortages at Imbali ABM Area	Acting appointments were approved and situation improved.	N/A	Ward Audits file
									N/A	N/A	N/A		N/A	N/A	N/A	N/A	N/A	N/A	N/A	N/A	N/A	N/A	N/A	N/A	N/A	N/A
ABM 06	HUMAN AND COMMUNITY DEVELOPMENT	Community Participation	OSS Functionality	All	Lack of participation of Government departments	Effective mechanisms, processes and procedures for Community participation	12 x Monthly Reports on the functionality of OSS submitted to OMC by the 30th of June 2014	Number of reports submitted to OMC	N/A	N/A	N/A	N/A	3 x Monthly Reports on the functionality of OSS submitted to OMC	3 x OSS Report submitd to OMC	3	N/A	N/A	N/A	OSS RPT file	12 x Monthly Reports on the functionality of OSS submitted to OMC by the 30th of June 2014	12 monthly OSS reports were were submitted to OMC	3	N/A	N/A	N/A	OSS monthly reports File
									N/A	N/A	N/A		N/A	N/A	N/A	N/A	N/A	N/A	N/A	N/A	N/A	N/A	N/A	N/A	N/A	N/A

IDP REFERENCE	NATIONAL KEY PERFORMANCE INDICATOR	PROGRAMME	PROJECT	WARD	BASELINE / STATUS QUO	MEASURABLE OBJECTIVE	ANNUAL TARGET / OUTPUT	PERFORMANCE MEASURE	ANNUAL BUDGET INFORMATION				PERFORMANCE REPORTING - QUARTER 4 - MONTH ENDING JUNE 2014							PERFORMANCE REPORTING - ANNUAL PROGRESS 2013/2014 FINANCIAL YEAR						
									OPEX	CAPEX	REVENUE	FUNDING SOURCE	QUARTER 4 - MONTH ENDING JUNE 2014							ANNUAL PROGRESS 2013/2014 FINANCIAL YEAR						
									VOTE	VOTE	VOTE		QUARTER 4 TARGET	QUARTERLY PROGRESS-JUNE 2014 ACTUAL	ACTUAL (1, 2, 3, 4, 5, Not Applicable)	REASON FOR DEVIATION	CORRECTIVE MEASURE	TIME-FRAME TO IMPLEMENT CORRECTIVE MEASURES	SOURCE DOCUMENT	ANNUAL TARGET	ANNUAL TARGET PROGRESS	ACTUAL (1, 2, 3, 4, 5, Not Applicable)	REASON FOR DEVIATION	CORRECTIVE MEASURE	TIME-FRAME TO IMPLEMENT CORRECTIVE MEASURES	SOURCE DOCUMENT
ABM 07	HUMAN AND COMMUNITY DEVELOPMENT	Community Participation	Budget Izimbizo Surveys	All	2 surveys conducted in 2012/13	Effective mechanisms, processes and procedures for Community participation	1 IDP/Budget need Imbizo/survey conducted and report submitted to the IDP Manager by the 31st of December 2013	Number & date of IDP/Budget need Imbizo/survey conducted	N/A	N/A	N/A	N/A	N/A	N/A	NOT APPLICABLE	N/A	N/A	N/A	N/A	1 IDP/Budget need Imbizo/survey conducted and report submitted to the IDP Manager by the 31st of December 2013	1 IDP budget /survey conducted in Q2	3	N/A	N/A	N/A	Budget/IDP survey file
									N/A	N/A	N/A		N/A	N/A	N/A	N/A	N/A	N/A	N/A	N/A	N/A	N/A	N/A	N/A	N/A	N/A

HEALTH & SOCIAL SERVICES UNIT OVERVIEW

SDBIP 2013/2014 4TH QUARTER (QUARTER ENDING JUNE 2014) & ANNUAL PROGRESS REPORT

	TOTAL PROJECTS	KEY
	1 NIL ACHIEVED	
	2 TARGET PARTIALLY MET	
	3 TARGET MET	
	4 TARGET EXCEEDED	
	5 TARGET EXCEEDED BY 100 %	
	NOT APPLICABLE	

1 HEALTH & SOCIAL SERVICES UNIT OVERVIEW

1.1 TOTAL PROJECTS: 20
- **1.1.1 OPERATING PROJECTS 20**
- **1.1.2 CAPITAL PROJECTS 0**

1.2 GRAPHICAL REPRESENTATION OF PERFORMANCE: OPERATING PROJECTS

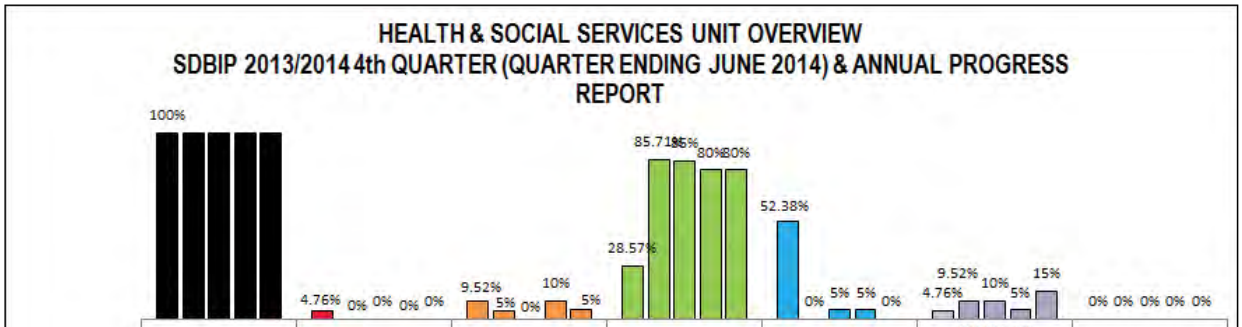

	TOTAL PROJECTS	1 NIL ACHIEVED	2 TARGET PARTIALLY MET	3 TARGET MET	4 TARGET EXCEEDED	5 TARGET EXCEEDED BY 100 %	NOT APPLICABLE
QUARTER 1	100%	4.76%	9.52%	28.57%	52.38%	4.76%	0%
QUARTER 2	100%	0%	5%	85.71%	0%	9.52%	0%
QUARTER 3	100%	0%	0%	85%	5%	10%	0%
QUARTER 4	100%	0%	10%	80%	5%	5%	0%
ANNUAL	100%	0%	5%	80%	0%	15%	0%

CITY OF CHOICE
PIETERMARITZBURG
MSUNDUZI

SERVICE DELIVERY & BUDGET IMPLEMENTATION PLAN FOR THE 2013/2014 FINANCIAL YEAR

BUSINESS UNIT: COMMUNITY SERVICES

SUB UNIT: HEALTH & SOCIAL SERVICES

IDP REFERENCE	NATIONAL KEY PERFORMANCE INDICATOR	PROGRAMME	PROJECT	WARD	BASELINE / STATUS QUO	MEASURABLE OBJECTIVE	ANNUAL TARGET / OUTPUT	PERFORMANCE MEASURE	ANNUAL BUDGET INFORMATION				PERFORMANCE REPORTING - QUARTER 4 - MONTH ENDING JUNE 2014							PERFORMANCE REPORTING - ANNUAL PROGRESS 2013/2014 FINANCIAL YEAR						
									OPEX	CAPEX	REVENUE		QUARTER 4 - MONTH ENDING JUNE 2014							ANNUAL PROGRESS 2013/2014 FINANCIAL YEAR						
									VOTE	VOTE	VOTE	FUNDING SOURCE	QUARTER 4 TARGET	QUARTERLY PROGRESS-JUNE 2014 ACTUAL	ACTUAL (1, 2, 3, 4, 5, Not Applicable)	REASON FOR DEVIATION	CORRECTIVE MEASURE	TIME-FRAME TO IMPLEMENT CORRECTIVE MEASURES	SOURCE DOCUMENT	ANNUAL TARGET	ANNUAL TARGET PROGRESS	ACTUAL (1, 2, 3, 4, 5, Not Applicable)	REASON FOR DEVIATION	CORRECTIVE MEASURE	TIME-FRAME TO IMPLEMENT CORRECTIVE MEASURES	SOURCE DOCUMENT
EH 02	BASIC SERVICE DELIVERY & INFRASTUCTURE INVESTMENT	Safeguarding the environment for the optimal health of the Community	Regulation of air pollution facilities	12, 22, 23, 24, 26, 29, 33, 35, 36	106 premises inspected annually	Safeguarding the environment for the optimal health of the Community	120 premises/industries inspected for air pollution by the 30th of June 2014	Number of business premises/ industries inspected annually for air pollution	N/A	N/A	N/A	N/A	30 premises inspected for air pollution	39 premises inspected for air pollution	3	N/A	N/A	N/A	Property Files	120 premises/ industries inspected for air pollution by the 30th of June 2014	128 premises/ industries inspected for air pollution by the 30th of June 2014	3	N/A	N/A	N/A	Property Files
									N/A	N/A	N/A	N/A	N/A	N/A	N/A	N/A	N/A	N/A	N/A	N/A	N/A	N/A	N/A	N/A	N/A	N/A
EH 04	BASIC SERVICE DELIVERY & INFRASTUCTURE INVESTMENT	Safeguarding the environment for the optimal health of the Community	Water quality control	All	1216 water samples taken & analysed annually	Safeguarding the environment for the optimal health of the Community	1250 water samples taken & analysed annually for Water Quality Control by the 30th of June 2014	Number of samples for Water Quality Control taken and analysed annually	N/A	N/A	N/A	N/A	315water samples taken & analysed quarterly Water Quality Control	327 water samples taken & analysed for quarterly Water Quality Control	3	N/A	N/A	N/A	Water sampling files in laboratory	1250 water samples taken & analysed annually for Water Quality Control by the 30th of June 2014	1316 water samples taken & analysed annually for Water Quality Control by the 30th of June 2014	3	N/A	N/A	N/A	Water sampling files in laboratory
									N/A	N/A	N/A		N/A	N/A	N/A	N/A	N/A	N/A	N/A	N/A	N/A	N/A	N/A	N/A	N/A	N/A
EH 05	BASIC SERVICE DELIVERY & INFRASTUCTURE INVESTMENT	Safeguarding the environment for the optimal health of the Community	Food quality control	All	1693 food premises inspected annually	Safeguarding the environment for the optimal health of the Community	1700 food premises inspected annually for Food Quality Control by the 30th of June 2014	Number of Premises inspected for Food Quality Control annually	N/A	N/A	N/A	N/A	447 food premises inspected quarterly Food Quality Control	527 food premises inspected for Food Quality Control	3	N/A	N/A	N/A	Property Files	1700 food premises inspected annually for Food Quality Control by the 30th of June 2014	1976 food premises inspected annually for Food Quality Control by the 30th of June 2014	3	N/A	N/A	N/A	Property Files
									N/A	N/A	N/A		N/A	N/A	N/A	N/A	N/A	N/A	N/A	N/A	N/A	N/A	N/A	N/A	N/A	N/A
EH 06	BASIC SERVICE DELIVERY & INFRASTUCTURE INVESTMENT	Safeguarding the environment for the optimal health of the Community	Food sampling	All	400 Food samples an400 food swabs taken & analysed annually	Safeguarding the environment for the optimal health of the Community	400 Food samples and 400 food swabs taken & analysed annually by the 30th of June 2014	Number of Food Samples and food swabs taken and analysed annually	46 350	N/A	N/A	CNL	108 Food samples and 108 food swabs taken & analysed quarterly	130 Food samples and 130 food swabs taken & analysed	3	N/A	N/A	N/A	Food sampling files in laboratory	400 Food samples and 400 food swabs taken & analysed annually by the 30th of June 2014	462 Food samples and 462 food swabs taken & analysed annually by the 30th of June 2014	3	N/A	N/A	N/A	Food sampling files in laboratory
									3 471 001 030	N/A	N/A		N/A	N/A	N/A	N/A	N/A	N/A	N/A	N/A	N/A	N/A	N/A	N/A	N/A	N/A
EH 07	BASIC SERVICE DELIVERY & INFRASTUCTURE INVESTMENT	Safeguarding the environment for the optimal health of the Community	Vector control	All	3100 sites baited and/ or treated annually	Safeguarding the environment for the optimal health of the Community	3120 sites baited and/or treated annually for Vector Control by the 30th of June 2014	Number of sites treated for Vector Control annually	73 710	N/A	N/A	CNL	780 sites baited and/or treated quarterly for Vector Control	1519 sites baited and/or treated for Vector Control	4	N/A	N/A	N/A	Vector control program fies	3120 sites baited and/ or treated annually for Vector Control by the 30th of June 2014	6716 sites baited and/or treated annually for Vector Control by the 30th of June 2014	5	N/A	N/A	N/A	Vector control program fies
									3 471 001 560	N/A	N/A		N/A	N/A	N/A	N/A	N/A	N/A	N/A	N/A	N/A	N/A	N/A	N/A	N/A	N/A
EH 08	BASIC SERVICE DELIVERY & INFRASTUCTURE INVESTMENT	Safeguarding the environment for the optimal health of the Community	public complaints responded to	All	Public complaints responded to within 5 days	Safeguarding the environment for the optimal health of the Community	Public complaints responded to withwithin 5 days of receipt of the complaint	Number of Public complaints responded to withwithin 5 days of receipt	N/A	N/A	N/A	N/A	Public complaints responded to within 5 days	100% of 144 Public complaints responded to within 5 days	3	N/A	N/A	N/A	Complaints register and property files	Public complaints responded to with within 5 days of receipt of the complaint	100% of 677 Public complaints responded to within 5 days	3	N/A	N/A	N/A	Complaints register and property files
									N/A	N/A	N/A	N/A	N/A	N/A	N/A	N/A	N/A	N/A	N/A	N/A	N/A	N/A	N/A	N/A	N/A	N/A

IDP REFERENCE	NATIONAL KEY PERFORMANCE INDICATOR	PROGRAMME	PROJECT	WARD	BASELINE / STATUS QUO	MEASURABLE OBJECTIVE	ANNUAL TARGET / OUTPUT	PERFORMANCE MEASURE	ANNUAL BUDGET INFORMATION				PERFORMANCE REPORTING - QUARTER 4 - MONTH ENDING JUNE 2014							PERFORMANCE REPORTING - ANNUAL PROGRESS 2013/2014 FINANCIAL YEAR						
									OPEX	CAPEX	REVENUE	FUNDING SOURCE	QUARTER 4 - MONTH ENDING JUNE 2014							ANNUAL PROGRESS 2013/2014 FINANCIAL YEAR						
									VOTE	VOTE	VOTE		QUARTER 4 TARGET	QUARTERLY PROGRESS-JUNE 2014 ACTUAL	ACTUAL (1, 2, 3, 4, 5, Not Applicable)	REASON FOR DEVIATION	CORRECTIVE MEASURE	TIME-FRAME TO IMPLEMENT CORRECTIVE MEASURES	SOURCE DOCUMENT	ANNUAL TARGET	ANNUAL TARGET PROGRESS	ACTUAL (1, 2, 3, 4, 5, Not Applicable)	REASON FOR DEVIATION	CORRECTIVE MEASURE	TIME-FRAME TO IMPLEMENT CORRECTIVE MEASURES	SOURCE DOCUMENT
EH 09	BASIC SERVICE DELIVERY & INFRASTUCTURE INVESTMENT	Safeguarding the environment for the optimal health of the Community	Health care risk waste control	All	466 premises inspected annually	Safeguarding the environment for the optimal health of the Community	480 Health Care Risk Waste Control premises inspected annually for compliance in terms of waste disposal by the 30th of June 2014	Number of Health Care Risk Waste Control premises inspected annually	N/A	N/A	N/A	N/A	120 premises inspected monthly for Health Care Risk Waste Control	137 premises inspected for Health Care Risk Waste Control	3	N/A	N/A	N/A	Property and HCRW Files	480 Health Care Risk Waste Control premises inspected annually for compliance in terms of waste disposal by the 30th of June 2014	523 Health Care Risk Waste Control premises inspected annually for compliance in terms of waste disposal by the 30th of June 2014	3	N/A	N/A	N/A	Property and HCRW Files
									N/A	N/A	N/A	N/A	N/A	N/A	N/A	N/A	N/A	N/A	N/A	N/A	N/A	N/A	N/A	N/A	N/A	N/A
EH 10	BASIC SERVICE DELIVERY & INFRASTUCTURE INVESTMENT	Safeguarding the environment for the optimal health of the Community	Tobacco control	All	1919 premises inspected annually	Safeguarding the environment for the optimal health of the Community	2000 premises inspected for Tobacco Control annually by the 30th of June 2014	Number of premises inspected for Tobacco Control annually	N/A	N/A	N/A	N/A	500 premises inspected monthly for Tobacco Control	571 premises inspected for Tobacco Control	3	N/A	N/A	N/A	Property Files	2000 premises inspected for Tobacco Control annually by the 30th of June 2014	2336 premises inspected for Tobacco Control annually by the 30th of June 2014	3	N/A	N/A	N/A	Property Files
									N/A	N/A	N/A	N/A	N/A	N/A	N/A	N/A	N/A	N/A	N/A	N/A	N/A	N/A	N/A	N/A	N/A	N/A
EH 11	BASIC SERVICE DELIVERY & INFRASTUCTURE INVESTMENT	Safeguarding the environment for the optimal health of the Community	Places of Care	All	468 premises inspected and/or registered annually	Safeguarding the environment for the optimal health of the Community	480 places of care (crèches, boarding establishments, schools, old age homes etc.) premises inspected for unsatisfactory conditions annually by the 30th of June 2014	Number of Places of Care (crèches, boarding establishments, schools, old age homes etc.) premises inspected for unsatisfactory conditions annually	N/A	N/A	N/A	N/A	120 places of care (crèches, boarding establishments, schools, old age homes etc.) premises inspected for unsatisfactory conditions	124 places of care (crèches, boarding establishments, schools, old age homes etc.) premises inspected for unsatisfactory conditions	3	N/A	N/A	N/A	Property Files	480 places of care (crèches, boarding establishments, schools, old age homes etc.) premises inspected for unsatisfactory conditions annually by the 30th of June 2014	499 places of care (crèches, boarding establishments, schools, old age homes etc.) premises inspected for unsatisfactory conditions annually by the 30th of June 2014	3	N/A	N/A	N/A	Property Files
									N/A	N/A	N/A	N/A	N/A	N/A	N/A	N/A	N/A	N/A	N/A	N/A	N/A	N/A	N/A	N/A	N/A	N/A
EH 12	BASIC SERVICE DELIVERY & INFRASTUCTURE INVESTMENT	Safeguarding the environment for the optimal health of the Community	Funeral undertakers, cemetries and crematoria	All	51 premises inspected and/or registeredannually	Safeguarding the environment for the optimal health of the Community	60 Funeral Undertakers; Cemeteries and Crematoria Control premises inspected and/or registered annually by the 30th of June 2014	Number of Funeral Undertakers; Cemeteries and Crematoria Control premises inspected and/or registered annually	N/A	N/A	N/A	N/A	15 Funeral Undertakers; Cemeteries and Crematoria Control premises inspected and/or registered premises inspected and/or registered monthly	19 Funeral Undertakers; Cemeteries and Crematoria Control premises inspected and/or registered	3	N/A	N/A	N/A	Property Files	60 Funeral Undertakers; Cemeteries and Crematoria Control premises inspected and/or registered annually by the 30th of June 2014	70 Funeral Undertakers; Cemeteries and Crematoria Control premises inspected and/or registered annually by the 30th of June 2014	3	N/A	N/A	N/A	Property Files
									N/A	N/A	N/A	N/A	N/A	N/A	N/A	N/A	N/A	N/A	N/A	N/A	N/A	N/A	N/A	N/A	N/A	N/A
EH 13	BASIC SERVICE DELIVERY & INFRASTUCTURE INVESTMENT	Safeguarding the environment for the optimal health of the Community	Health surveillance of commercial, industrial and residential premises	All	2406 premises inspected annually	Safeguarding the environment for the optimal health of the Community	3200 Health Surveillance inspections of commercial, industrial and residential premises conducted annually by the 30th of June 2014	Number of Health Surveillance inspections of commercial, industrial and residential premises conducted annually	N/A	N/A	N/A	N/A	800 premises inspected monthly for Health Surveillance	1048 premises inspected for Health Surveillance	3	N/A	N/A	N/A	Property Files	3200 Health Surveillance inspections of commercial, industrial and residential premises conducted annually by the 30th of June 2014	4191 Health Surveillance inspections of commercial, industrial and residential premises conducted annually by the 30th of June 2014	3	N/A	N/A	N/A	Property Files
									N/A	N/A	N/A	N/A	N/A	N/A	N/A	N/A	N/A	N/A	N/A	N/A	N/A	N/A	N/A	N/A	N/A	N/A
EH 14	BASIC SERVICE DELIVERY & INFRASTUCTURE INVESTMENT	Safeguarding the environment for the optimal health of the Community	Communicable disease control	All	Notifiable diseases responded to within 5 days	Safeguarding the environment for the optimal health of the Community	Notifiable Disease Control responded to within 5 days of receipt of notification	Notifiable Disease Control notifications responded to within 5 days	N/A	N/A	N/A	N/A	Notifiable diseases responded to within 5 days	100% of 4 Notifiable diseases responded to within 5 days	3	N/A	N/A	N/A	CDC Files	Notifiable Disease Control responded to within 5 days of receipt of notification	100% of 89 Notifiable diseases responded to within 5 days	3	N/A	N/A	N/A	CDC Files
									N/A	N/A	N/A	N/A	N/A	N/A	N/A	N/A	N/A	N/A	N/A	N/A	N/A	N/A	N/A	N/A	N/A	N/A

IDP REFERENCE	NATIONAL KEY PERFORMANCE INDICATOR	PROGRAMME	PROJECT	WARD	BASELINE / STATUS QUO	MEASURABLE OBJECTIVE	ANNUAL TARGET / OUTPUT	PERFORMANCE MEASURE	ANNUAL BUDGET INFORMATION				PERFORMANCE REPORTING - QUARTER 4 - MONTH ENDING JUNE 2014							PERFORMANCE REPORTING - ANNUAL PROGRESS 2013/2014 FINANCIAL YEAR						
									OPEX	CAPEX	REVENUE	FUNDING SOURCE	QUARTER 4 - MONTH ENDING JUNE 2014							ANNUAL PROGRESS 2013/2014 FINANCIAL YEAR						
									VOTE	VOTE	VOTE		QUARTER 4 TARGET	QUARTERLY PROGRESS-JUNE 2014 ACTUAL	ACTUAL (1, 2, 3, 4, 5, Not Applicable)	REASON FOR DEVIATION	CORRECTIVE MEASURE	TIME-FRAME TO IMPLEMENT CORRECTIVE MEASURES	SOURCE DOCUMENT	ANNUAL TARGET	ANNUAL TARGET PROGRESS	ACTUAL (1, 2, 3, 4, 5, Not Applicable)	REASON FOR DEVIATION	CORRECTIVE MEASURE	TIME-FRAME TO IMPLEMENT CORRECTIVE MEASURES	SOURCE DOCUMENT
EH 15	BASIC SERVICE DELIVERY & INFRASTUCTURE INVESTMENT	Safeguarding the environment for the optimal health of the Community	Health education promotion	All	320 Health Education/ Promotion Programmes-conducted annually	Safeguarding the environment for the optimal health of the Community	320 Health Education/Promotion Programmes conducted annually by the 30th of June 2014	Number of Health Education/ Promotion Programmes conducted annually	N/A	N/A	N/A	N/A	84 Health Education/Promotion Programmes conducted quarterly	107 Health Education/ Promotion Programmes conducted	3	N/A	N/A	N/A	Health Education and CDC Files	320 Health Education/ Promotion Programmes conducted annually by the 30th of June 2014	640 Health Education/Promotion Programmes conducted annually by the 30th of June 2014	5	N/A	N/A	N/A	Health Education and CDC Files
									N/A	N/A	N/A	N/A	N/A	N/A	N/A	N/A	N/A	N/A	N/A	N/A	N/A	N/A	N/A	N/A	N/A	N/A
EH 16	BASIC SERVICE DELIVERY & INFRASTUCTURE INVESTMENT	Safeguarding the environment for the optimal health of the Community	Compliance and enforcement measures	All	100% of summons and notices issued when contraventions occur	Safeguarding the environment for the optimal health of the Community	100% of notices and summons issued when contraventions occur	100% of summons and notices issued when contraventions occur	N/A	N/A	N/A	N/A	100% of summons and notices issued when contraventions occur	100% of 1 summons and 131 notices issued when contraventions occur	3	N/A	N/A	N/A	Property Files	100% of notices and summons issued when contraventions occur	100% of 744 notices and 15 summonses issued when contraventions occurred	3	N/A	N/A	N/A	Property Files
									N/A	N/A	N/A	N/A	N/A	N/A	N/A	N/A	N/A	N/A	N/A	N/A	N/A	N/A	N/A	N/A	N/A	N/A
HSS 01	BASIC SERVICE DELIVERY & INFRASTUCTURE INVESTMENT	HIV/AIDS	Implementation of Ward AIDS Strategy	All	11 Counselling Course Sessions Conducted	Implementation of Ward AIDS Strategy	12 Counselling Course Sessions Conducted by the 30th of June 2014	Number of Counselling Course Sessions Conducted Annually	200 000.00	N/A	N/A	CNL	3 Counselling Course Sessions Conducted quarterly	3 Counselling Course Sessions Conducted quarterly	3	N/A	N/A	N/A	Counselling attendance register	12 Counselling Course Sessions Conducted by the 30th of June 2014	12 Counselling Course Sessions Conducted by the 30th of June 2014	3	N/A	N/A	N/A	Counselling attendance register
									N/A	N/A	N/A		N/A	N/A	N/A	N/A	N/A	N/A	N/A	N/A	N/A	N/A	N/A	N/A	N/A	N/A
HSS 02	BASIC SERVICE DELIVERY & INFRASTUCTURE INVESTMENT	HIV/AIDS	Implementation of Ward AIDS Strategy	All	7 Peer Education Training Courses Conducted	Implementation of Ward AIDS Strategy	7 Peer Education Training Courses Conducted by the 30th of June 2014	Number of Peer Education Training Courses Conducted Annually	N/A	N/A	N/A	CNL	3 Peer Education Training Courses Conducted quarterly	2 Peer Education Training Courses Conducted quarterly	2	Annual target of 7 achieved . Target incorrectly set for 4th quarter	targets set correctly for 2014/15 financial year	completed on setting of 2014/15 targets	Peer Educator register	7 Peer Education Training Courses Conducted by the 30th of June 2014	7 Peer Education Training Courses Conducted by the 30th of June 2014	3	N/A	N/A	N/A	Peer Educator register
									N/A	N/A	N/A		N/A	N/A	N/A	N/A	N/A	N/A	N/A	N/A	N/A	N/A	N/A	N/A	N/A	N/A
HSS 03	BASIC SERVICE DELIVERY & INFRASTUCTURE INVESTMENT	HIV/AIDS	Implementation of Ward AIDS Strategy	All	15 Home Based Care Groups visited monthly	Implementation of Ward AIDS Strategy	15 Home Based Care Groups visited monthly by the 30th of June 2014	Number of Home Based Care Groups visited monthly	N/A	N/A	N/A	CNL	45 Home Based Care Groups visited quarterly	48 Home Based Care Groups visited	3	N/A	N/A	N/A	HIV & AIDS register	15 Home Based Care Groups visited monthly by the 30th of June 2014	198 Home Based Care Groups visited by the 30th of June 2014	3	N/A	N/A	N/A	HIV & AIDS register
									N/A	N/A	N/A		N/A	N/A	N/A	N/A	N/A	N/A	N/A	N/A	N/A	N/A	N/A	N/A	N/A	N/A
HSS 04	BASIC SERVICE DELIVERY & INFRASTUCTURE INVESTMENT	HIV/AIDS	Implementation of Ward AIDS Strategy	All	6 Local AIDS Council Meetings held Annually	Implementation of Ward AIDS Strategy	9 Local AIDS Council Meetings held Annually by the 30th of June 2014	Number of Local AIDS Council Meetings held Annually	N/A	N/A	N/A	CNL	3 Local AIDS Council Meeting held quarterly	2 Local AIDS Council Meeting held quarterly	2	LAC Meeting cancelled - Controlled at City Hall, Meeting chaired by Mayor	targets set correctly for 2014/15 financial year	completed on setting of 2014/15 targets	LAC Minutes	9 Local AIDS Council Meetings held Annually by the 30th of June 2014	8 Local AIDS Council Meetings held Annually by the 30th of June 2014	2	LAC Meeting cancelled - Controlled at City Hall, Meeting chaired by Mayor	targets set correctly for 2014/15 financial year	completed on setting of 2014/15 targets	LAC Minutes
									N/A	N/A	N/A		N/A	N/A	N/A	N/A	N/A	N/A	N/A	N/A	N/A	N/A	N/A	N/A	N/A	N/A
HSS 05	BASIC SERVICE DELIVERY & INFRASTUCTURE INVESTMENT	HIV/AIDS	Implementation of Ward AIDS Strategy	All	Nil	Implementation of Ward AIDS Strategy	Reports on the functionality of ward aids committees submitted monthly to OMC against the visitation schedule	Submission of reports to OMC and number of visits	N/A	N/A	N/A	CNL	3 x Monthly Report on the functionality of ward aids committees submitted monthly to OMC as per visitation schedule	3 x Monthly Report on the functionality of ward aids committees submitted monthly to OMC as per visitation schedule	3	N/A	N/A	N/A	Monthly Report	Reports on the functionality of ward aids committees submitted monthly to OMC against the visitation schedule	12 Reports on the functionality of ward aids committees submitted to OMC against the visitation schedule	3	N/A	N/A	N/A	Monthly Report
									357 100 1642	N/A	N/A		50 000	N/A	N/A	N/A	N/A	N/A	N/A	N/A	N/A	N/A	N/A	N/A	N/A	N/A
HSS 06	BASIC SERVICE DELIVERY & INFRASTUCTURE INVESTMENT	HIV/AIDS	Implementation of Ward AIDS Strategy	All	54 Community Awareness Programmes conducted	Implementation of Ward AIDS Strategy	100 Community Awareness Programmes conducted by the 30th of June 2014	Number of Community Awareness Programmes conducted Annually	N/A	N/A	N/A	CNL	30 Community Awareness Programmes conducted quarterly	127 Community Awareness Programmes conducted	5	N/A	N/A	N/A	HIV & AIDS register	100 Community Awareness Programmes conducted by the 30th of June 2014	409 Community Awareness Programmes conducted by the 30th of June 2014	5	N/A	N/A	N/A	HIV & AIDS register
									N/A	N/A	N/A		N/A	N/A	N/A	N/A	N/A	N/A	N/A	N/A	N/A	N/A	N/A	N/A	N/A	N/A

COMMUNITY DEVELOPMENT UNIT OVERVIEW

SDBIP 2013/2014 4TH QUARTER (QUARTER ENDING JUNE 2014) & ANNUAL PROGRESS REPORT

	TOTAL PROJECTS	KEY
	1 NIL ACHIEVED	
	2 TARGET PARTIALLY MET	
	3 TARGET MET	
	4 TARGET EXCEEDED	
	5 TARGET EXCEEDED BY 100 %	
	NOT APPLICABLE	

1 COMMUNITY DEVELOPMENT UNIT OVERVIEW

1.1 TOTAL PROJECTS: 10
- **1.1.1 OPERATING PROJECTS 7**
- **1.1.2 CAPITAL PROJECTS 3**

1.2 GRAPHICAL REPRESENTATION OF PERFORMANCE: OPERATING PROJECTS

COMMUNITY DEVELOPMENT UNIT OVERVIEW
SDBIP 2013/2014 4th QUARTER (QUARTER ENDING JUNE 2014) & ANNUAL PROGRESS REPORT

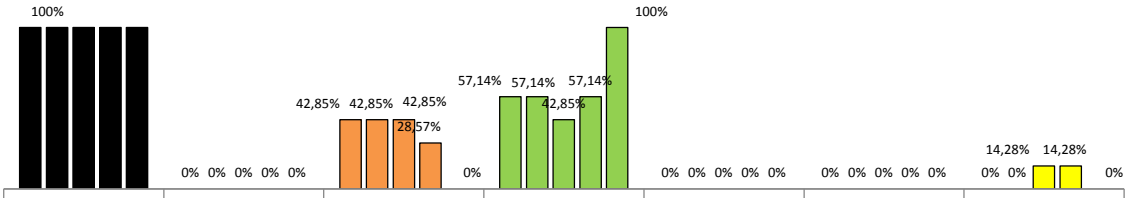

	TOTAL PROJECTS	1 NIL ACHIEVED	2 TARGET PARTIALLY MET	3 TARGET MET	4 TARGET EXCEEDED	5 TARGET EXCEEDED BY 100 %	NOT APPLICABLE
QUARTER 1	100%	0%	42,85%	57,14%	0%	0%	0%
QUARTER 2	100%	0%	42,85%	57,14%	0%	0%	0%
QUARTER 3	100%	0%	42,85%	42,85%	0%	0%	14,28%
QUARTER 4	100%	0%	28,57%	57,14%	0%	0%	14,28%
ANNUAL	100%	0%	0%	100%	0%	0%	0%

2.1 GRAPHICAL REPRESENTATION OF PERFORMANCE: CAPITAL PROJECTS

COMMUNITY DEVELOPMENT UNIT OVERVIEW
SDBIP 2013/2014 4th QUARTER (QUARTER ENDING JUNE 2014) & ANNUAL PROGRESS REPORT

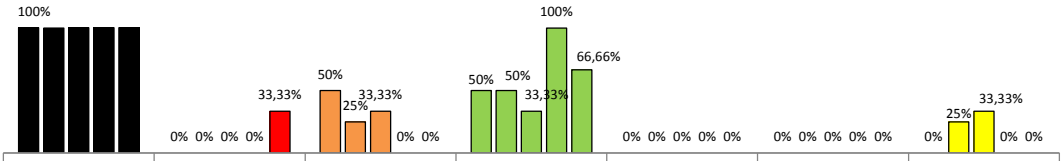

	TOTAL PROJECTS	1 NIL ACHIEVED	2 TARGET PARTIALLY MET	3 TARGET MET	4 TARGET EXCEEDED	5 TARGET EXCEEDED BY 100 %	NOT APPLICABLE
QUARTER 1	100%	0%	50%	50%	0%	0%	0%
QUARTER 2	100%	0%	25%	50%	0%	0%	25%
QUARTER 3	100%	0%	33,33%	33,33%	0%	0%	33,33%
QUARTER 4	100%	0%	0%	100%	0%	0%	0%
ANNUAL	100%	33,33%	0%	66,66%	0%	0%	0%

CITY OF CHOICE
PIETERMARITZBURG
MSUNDUZI

SERVICE DELIVERY & BUDGET IMPLEMENTATION PLAN FOR THE 2013/2014 FINANCIAL YEAR

BUSINESS UNIT: COMMUNITY SERVICES

SUB UNIT: COMMUNITY DEVELOPMENT

IDP REFERENCE	NATIONAL KEY PERFORMANCE INDICATOR	PROGRAMME	PROJECT	WARD	BASELINE / STATUS QUO	MEASURABLE OBJECTIVE	ANNUAL TARGET / OUTPUT	PERFORMANCE MEASURE	ANNUAL BUDGET INFORMATION				PERFORMANCE REPORTING - QUARTER 4 - MONTH ENDING JUNE 2014							PERFORMANCE REPORTING - ANNUAL PROGRESS 2013/2014 FINANCIAL YEAR						
									OPEX	CAPEX	REVENUE		QUARTER 4 - MONTH ENDING JUNE 2014							ANNUAL PROGRESS 2013/2014 FINANCIAL YEAR						
									VOTE	VOTE	VOTE	FUNDING SOURCE	QUARTER 4 TARGET	QUARTERLY PROGRESS-JUNE 2014 ACTUAL	ACTUAL (1, 2, 3, 4, 5, Not Applicable)	REASON FOR DEVIATION	CORRECTIVE MEASURE	TIME-FRAME TO IMPLEMENT CORRECTIVE MEASURES	SOURCE DOCUMENT	ANNUAL TARGET	ANNUAL TARGET PROGRESS	ACTUAL (1, 2, 3, 4, 5, Not Applicable)	REASON FOR DEVIATION	CORRECTIVE MEASURE	TIME-FRAME TO IMPLEMENT CORRECTIVE MEASURES	SOURCE DOCUMENT
PKS 01	SPATIAL DEVELOPMENT FRAMEWORK AND ENVIRONMENTAL SUSTAINABILITY	Grass cutting	Maintenance of verges, open space and parks	ALL	180 cuts (60 x 3) per quarter in 12/13 FY	Maintenance of grass cutting, throughout the City.	Grass cut in 60 surburbs,-three times a season. (September2013 to May 2014)	Number of cuts per surburbs per season	R1 856 000. 00 (EPWP) 5 758 579 (includes general expenses and repairs and maintainance horticulture votes 402 till 412	N/A	N/A	EPWP and various horticultural votes	1 cut in 40 surburbs as per grass cutting plan	1 cut in 30 surburbs as per grass cutting plan	2	We had to cut overgrown public open spaces & attend to complaints	Implement Winter Maintenance Programme	28-Jul-14	Weekly Statistics	Grass cut in 60 surburbs,three times a season. (September2013 to May 2014)	Grass cut in 50 surburbs,three times a season. (September2013 to May 2014)	2	We had to cut overgrown public open spaces & attend to complaints	Implement Winter Maintenance Programme	28-Jul-14	Weekly Statistics
									243 100 1643	N/A	N/A		N/A	N/A	N/A	N/A	N/A	N/A	N/A	N/A	N/A	N/A	N/A	N/A	N/A	N/A
PKS 01	SPATIAL DEVELOPMENT FRAMEWORK AND ENVIRONMENTAL SUSTAINABILITY SPATIAL DEVELOPMENT FRAMEWORK AND ENVIRONMENTAL SUSTAINABILITY	Landscaping and beautification	Maintenance and landscaping of islands and main entrances	ALL	21 islands and 19 main arterial entrances	Islands and main arterial routes and entrance maintained and beautified throughout the city	21 islands and 19 main entrances maintained monthly by the 30th of June 2014	Number of islands, main entrances maintained monthly	R153 734. 00 and R31 590. 00	N/A	N/A	Council	21 islands and 19 main entrances maintained monthly	21 islands and 19 main entrances maintained	3	n/a	n/a	n/a	Monthly Work Schedule	21 islands and 19 main entrances maintained monthly by the 30th of June 2014	21 islands and 19 main entrances maintained monthly	3	N/A	N/A	N/A	Monthly Work Schedule
									390 225 3075 / 398 100 1120	N/A	N/A		15451	N/A	N/A	N/A	N/A	N/A	N/A	N/A	N/A	N/A	N/A	N/A	N/A	N/A
PKS 01		Municipal Property	Maintenance and landscaping of council buildings grounds and gardens	All	9 libraries,66 halls, city hall gardens and 333 church street	Gardens and grounds maintained and landscaped in libraries. halls,city hall and 333 church street	9 libraries,66 halls, 1 city hall garden and 1 x 333 church street garden maintained every month by the 30th of June 2014	Number of gardens maintained monthly	R1 856 000. 00	N/A	N/A	EPWP and various horticultural votes	9 libraries,66 halls, 1 city hall garden and 1 x 333 church street garden maintained monthly	9 libraries,66 halls, 1 city hall garden and 1 x 333 church street garden maintained	3	N/A	N/A	N/A	Halls & Library Monthly statistics	9 libraries,66 halls, 1 city hall garden and 1 x 333 church street garden maintained every month by the 30th of June 2014	9 libraries,66 halls, 1 city hall garden and 1 x 333 church street garden maintained	3	N/A	N/A	N/A	Halls & Library Monthly statistics
									243 100 1643	N/A	N/A		154674	N/A	N/A	N/A	N/A	N/A	N/A	N/A	N/A	N/A	N/A	N/A	N/A	N/A
LIB 01	BASIC SERVICE DELIVERY & INFRASTUCTURE INVESTMENT	Upgrading of libraries facilities	Maintainance of 9 libraries	12, 23, 27, 28, 32, 34, 35, 37	Poorly maintained Facilities	9 Libraries repaired and maintained	9 Libraries Renovated as per Maintenance Plan by the 30th of April 2014	Number and date of libraries renovated	N/A	R3 500 000. 00	Grant Funding	Prov DA&C	9 Libraries Renovated as per Maintenance Plan by the 30th of April 2014	9 Libraries Renovated as per Maintenance Plan	3	N/A	N/A	N/A	Orders, invoices, certificate of completion	9 Libraries Renovated as per Maintenance Plan by the 30th of April 2014	9 Libraries Renovated as per Maintenance Plan	3	N/A	N/A	N/A	Orders, invoices, certificate of completion
									N/A	N/A	N/A		R3 500 0000.00	N/A	N/A	N/A	N/A	N/A	N/A	N/A	N/A	N/A	N/A	N/A	N/A	N/A
LIB 02	BASIC SERVICE DELIVERY & INFRASTUCTURE INVESTMENT	Access to library services	Acquisition of books	12, 23 ,27 ,28 ,32 ,34 ,35 ,37	0	Upgrading and Replacement of libirary books	100 000 library books purchased by the 30th of June 2014	Number and date of books purchased	N/A	R3 500 000. 00	Grant Funding	Prov DA&C	30 000 books purchased by the 30th of June 2014	40 000 books purchased	3	N/A	N/A	N/A	Delivery notes, invoices & spreadsheets	100 000 library books purchased by the 30th of June 2014	40 000 library books purchased by the 30th of June 2014	1	100 000 was for 5 year scorecard. 20 000 per year x 4. 5th year: 10 000	Correct the error		Delivery notes, invoices & spreadsheets
									N/A	N/A	N/A		R1,172 000	N/A	N/A	N/A	N/A	N/A	N/A	N/A	N/A	N/A	N/A	N/A	N/A	N/A

IDP REFERENCE	NATIONAL KEY PERFORMANCE INDICATOR	PROGRAMME	PROJECT	WARD	BASELINE / STATUS QUO	MEASURABLE OBJECTIVE	ANNUAL TARGET / OUTPUT	PERFORMANCE MEASURE	ANNUAL BUDGET INFORMATION				PERFORMANCE REPORTING - QUARTER 4 - MONTH ENDING JUNE 2014							PERFORMANCE REPORTING - ANNUAL PROGRESS 2013/2014 FINANCIAL YEAR						
									OPEX	CAPEX	REVENUE	FUNDING SOURCE	QUARTER 4 - MONTH ENDING JUNE 2014							ANNUAL PROGRESS 2013/2014 FINANCIAL YEAR						
									VOTE	VOTE	VOTE		QUARTER 4 TARGET	QUARTERLY PROGRESS-JUNE 2014 ACTUAL	ACTUAL (1, 2, 3, 4, 5, Not Applicable)	REASON FOR DEVIATION	CORRECTIVE MEASURE	TIME-FRAME TO IMPLEMENT CORRECTIVE MEASURES	SOURCE DOCUMENT	ANNUAL TARGET	ANNUAL TARGET PROGRESS	ACTUAL (1, 2, 3, 4, 5, Not Applicable)	REASON FOR DEVIATION	CORRECTIVE MEASURE	TIME-FRAME TO IMPLEMENT CORRECTIVE MEASURES	SOURCE DOCUMENT
LIB 03	BASIC SERVICE DELIVERY & INFRASTUCTURE INVESTMENT	Computerized system	Digitization of periodicals and newspapers Material	27	Hardcopy Collection	Legal deposit periodicals and newspaper material fully computerised	Costed Digitization plan for legal deposit periodicals and newspaper material of heritage value developed and submitted to SMC 31st of May 2014	Date of Costed Digitization plan report for legal deposit periodicals and newspaper material of heritage value submitted to SMC	N/A	R4 500 000. 00	Grant Funding	Grant Funding	appointment of Project Manager to do a costed Digitization plan for legal deposit periodicals and newspaper material of heritage value developed	appointment of Project Manager to do a costed Digitization plan	3	N/A	N/A	N/A	Letter of appointment & Digitization Plan	Costed Digitization plan for legal deposit periodicals and newspaper material of heritage value developed and submitted to SMC 31st of May 2014	Costed Digitization plan for legal deposit periodicals and newspaper material of heritage value developed and submitted to SMC 31st of May 2014	3	N/A	N/A	N/A	Letter of appointment & Digitization Plan
									N/A	N/A	N/A		R500 000.00	N/A	N/A	N/A	N/A	N/A	N/A			N/A	N/A	N/A	N/A	N/A
WM 01	BASIC SERVICE DELIVERY & INFRASTUCTURE INVESTMENT	Refuse collection	implemantation in PHB and informal areas	ALL	85000 households	To ensure that by June 2014, 110000 of households are serviced with waste collection	110 000 households domestic refuse collected 1 x a week by 30th of June 2014	Number of Households and number of times removal a month	R3.5 000 000	N/A	N/A	Council	110 000 households domestic refuse collected 1 x a week by 30th of June 2014	85 000 households	2	Awaiting implementation of cooperatives	Speed up of implementation of cooperatives, do training on business management and waste handling	04-Aug-14	Letters of awards BAC resolution	110 000 households domestic refuse collected 1 x a week by 30th of June 2014	85 000 households	2	Awaiting implementation of cooperatives	Speed up of implementation of cooperatives, do training on business management and waste handling	04-Aug-14	Letters of awards BAC resolution
									182 100 1577	N/A	N/A		537 500.00	N/A	N/A	N/A	N/A	N/A	N/A	N/A	N/A	N/A	N/A	N/A	N/A	N/A
WM 02	BASIC SERVICE DELIVERY & INFRASTUCTURE INVESTMENT	Refuse collection	garden refuse site	ALL	no plan	To ensure that a plan is in place for households that need garden refuse removal in conjunction with garden site closures	Plan developed and submitted for households that need garden refuse removal in conjunction with the closing of garden sites to SMC by the 31st of December 2013	Date Plan developed and submitted for households that need garden refuse removal in conjunction with the closing of garden sites submitted to SMC	R500 000. 00	N/A	N/A	Council	N/A Remove from SDBIP	N/A	NOT APPLICABLE	N/A	N/A	N/A	N/A	Plan developed and submitted for households that need garden refuse removal in conjunction with the closing of garden sites to SMC by the 31st of December 2013	N/A Remove from SDBIP	NOT APPLICABLE	N/A	N/A	N/A	N/A
									182 360 5015	N/A	N/A		R83 333.00	N/A	N/A	N/A	N/A	N/A	N/A	N/A	N/A	N/A	N/A	N/A	N/A	N/A
WM 04	BASIC SERVICE DELIVERY & INFRASTUCTURE INVESTMENT	waste minimization	recycling	24, 27, 28, 30, 31, 32, 33, 34, 35, 37	Orange Bag recycling programme currently in 4 wards	Extend recycling Projects at source in 10 wards.	Implementation of Recycling Projects in 10 wards completed by 30th of June 2014	Number of wards where recycling projects are implemented	N/A	N/A	N/A	N/A	Evaluation conducted on progress in implementation & Implementation of recycling projects in 2 wards by the completed by 30th of June 2014	Implementation of Recycling Projects in 10 wards	3	3	N/A	N/A	Wildlands recycling stats	Implementation of Recycling Projects in 10 wards completed by 30th of June 2014	Implementation of Recycling Projects in 10 wards	3	N/A	N/A	N/A	Wildlands recycling stats
									N/A	N/A	N/A		N/A	N/A	N/A	N/A	N/A	N/A	N/A	N/A	N/A	N/A	N/A	N/A	N/A	N/A
TAG1	ART $ CULTURE COMMUNITY OUT REACH PROGRAMME	Community outreach programme	Arts Exhibitions	N/A	12	No of Art exhibitions held	24 x Art exhibitions held by the 30th of June 2014	Number of art exhibitions held	R393 00.00	N/A	N/A	Prov DA&C Council	24 x Art exhibitions held by the 30th of June 2014	2 arts exhibitions held	3	N/A	N/A	N/A	Art exhibitions Invitations and visitors registers		24 x Art exhibitions held by the 30th of June 2014	3	N/A	N/A	N/A	Art exhibitions Invitations and visitors registers
									480 100 1643 / 440 100 1185	N/A	N/A		R32 750	N/A	N/A	N/A	N/A	N/A	N/A	N/A	N/A	N/A	N/A	N/A	N/A	N/A

PUBLIC SAFETY & DISASTER MANAGEMENT UNIT OVERVIEW

SDBIP 2013/2014 4TH QUARTER (QUARTER ENDING JUNE 2014) & ANNUAL PROGRESS REPORT

	TOTAL PROJECTS	KEY
	1 NIL ACHIEVED	
	2 TARGET PARTIALLY MET	
	3 TARGET MET	
	4 TARGET EXCEEDED	
	5 TARGET EXCEEDED BY 100 %	
	NOT APPLICABLE	

1 COMMUNITY DEVELOPMENT UNIT OVERVIEW

1.1 TOTAL PROJECTS: 9

1.1.1 OPERATING PROJECTS 8

1.1.2 CAPITAL PROJECTS 1

1.2 GRAPHICAL REPRESENTATION OF PERFORMANCE: OPERATING PROJECTS

PUBLIC SAFETY & DISASTER MANAGEMENT UNIT OVERVIEW
SDBIP 2013/2014 4th QUARTER (QUARTER ENDING JUNE 2014) & ANNUAL PROGRESS REPORT

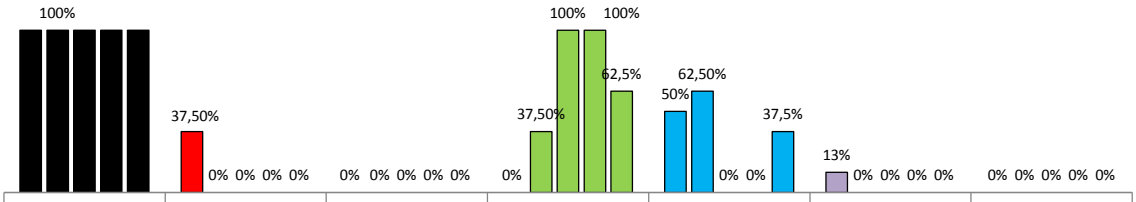

	TOTAL PROJECTS	1 NIL ACHIEVED	2 TARGET PARTIALLY MET	3 TARGET MET	4 TARGET EXCEEDED	5 TARGET EXCEEDED BY 100 %	NOT APPLICABLE
QUARTER 1	100%	37,50%	0%	0%	50%	13%	0%
QUARTER 2	100%	0%	0%	37,50%	62,50%	0%	0%
QUARTER 3	100%	0%	0%	100%	0%	0%	0%
QUARTER 4	100%	0%	0%	100%	0%	0%	0%
ANNUAL	100%	0%	0%	62,5%	37,5%	0%	0%

1.3 GRAPHICAL REPRESENTATION OF PERFORMANCE: CAPITAL PROJECTS

PUBLIC SAFETY & DISASTER MANAGEMENT UNIT OVERVIEW
SDBIP 2013/2014 4th QUARTER (QUARTER ENDING JUNE 2014) & ANNUAL PROGRESS REPORT

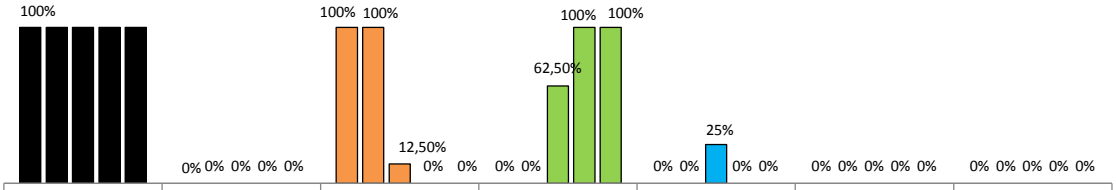

	TOTAL PROJECTS	1 NIL ACHIEVED	2 TARGET PARTIALLY MET	3 TARGET MET	4 TARGET EXCEEDED	5 TARGET EXCEEDED BY 100 %	NOT APPLICABLE
QUARTER 1	100%	0%	100%	0%	0%	0%	0%
QUARTER 2	100%	0%	100%	0%	0%	0%	0%
QUARTER 3	100%	0%	12,50%	62,50%	25%	0%	0%
QUARTER 4	100%	0%	0%	100%	0%	0%	0%
ANNUAL	100%	0%	0%	100%	0%	0%	0%

CITY OF CHOICE
PIETERMARITZBURG
MSUNDUZI

SERVICE DELIVERY & BUDGET IMPLEMENTATION PLAN FOR THE 2013/2014 FINANCIAL YEAR

BUSINESS UNIT: COMMUNITY SERVICES

SUB UNIT: PUBLIC SAFETY ENFORCEMENT & DISASTER MANAGEMENT

IDP REFERENCE	NATIONAL KEY PERFORMANCE INDICATOR	PROGRAMME	PROJECT	WARD	BASELINE / STATUS QUO	MEASURABLE OBJECTIVE	ANNUAL TARGET / OUTPUT	PERFORMANCE MEASURE	ANNUAL BUDGET INFORMATION				PERFORMANCE REPORTING - QUARTER 4 - MONTH ENDING JUNE 2014							PERFORMANCE REPORTING - ANNUAL PROGRESS 2013/2014 FINANCIAL YEAR						
									OPEX	CAPEX	REVENUE		QUARTER 4 - MONTH ENDING JUNE 2014							ANNUAL PROGRESS 2013/2014 FINANCIAL YEAR						
									VOTE	VOTE	VOTE	FUNDING SOURCE	QUARTER 4 TARGET	QUARTERLY PROGRESS-JUNE 2014 ACTUAL	ACTUAL (1, 2, 3, 4, 5, Not Applicable)	REASON FOR DEVIATION	CORRECTIVE MEASURE	TIME-FRAME TO IMPLEMENT CORRECTIVE MEASURES	SOURCE DOCUMENT	ANNUAL TARGET	ANNUAL TARGET PROGRESS	ACTUAL (1, 2, 3, 4, 5, Not Applicable)	REASON FOR DEVIATION	CORRECTIVE MEASURE	TIME-FRAME TO IMPLEMENT CORRECTIVE MEASURES	SOURCE DOCUMENT
Com. Safe 01	HUMAN AND COMMUNITY DEVELOPMENT	Disaster Management	Awareness Campaigns	All	(5) Number of awareness campaigns	To increase the capacity for Public Safety in the community	5 x Disaster awareness Campaigns (1 campaign per zone) completed by the 30th of June 2014	Number of disaster awareness campaigns completed	N/A	N/A	N/A	N/A	1 x Disaster awareness Campaign completed	5 x Disaster awareness Campaigns (1 campaign per zone) completed by the 30th of June 2014	3	N/A	N/A	N/A	registers	5 x Disaster awareness Campaigns (1 campaign per zone) completed by the 30th of June 2014	5 awareness campaign at ward 31	3	N/A	N/A	N/A	Attendance register
									N/A	N/A	N/A	N/A	N/A	N/A	N/A	N/A	N/A	N/A	N/A	N/A	N/A	N/A	N/A	N/A	N/A	N/A
Com. Safe 03	HUMAN AND COMMUNITY DEVELOPMENT	Disaster Management	DM Plan development	All	No Plan	Draft DM Plan submitted to SMC	Draft DM Plan submitted to SMC by the 31st May 2014	Date plan submitted to SMC	N/A	N/A	N/A	N/A	Draft DM Plan submitted to SMC by the 31st May 2014	Draft DM Plan submitted to SMC by the 31st May 2014	3	N/A	N/A	N/A	registers	Draft DM Plan submitted to SMC by the 31st May 2014	Draft DM Plan submitted to SMC by the 31st May 2014	3	N/A	N/A	N/A	N/A
									N/A	N/A	N/A	N/A	N/A	N/A	N/A	N/A	N/A	N/A	N/A	N/A	N/A	N/A	N/A	N/A	N/A	N/A
Com. Safe 04	HUMAN AND COMMUNITY DEVELOPMENT	Disaster Management	Reports	All	Poorly Stocked	Stock / Inventory reports submitted to OMC	12 x Emergency supply Stock / Inventory reports submitted to OMC by the 30th of June 2014	Number of reports submitted to OMC	N/A	N/A	N/A	N/A	3 x Emergency supply Stock / Inventory reports submitted to OMC	12 x Emergency supply Stock / Inventory reports submitted to OMC by the 30th of June 2014	3	N/A	N/A	N/A	registers	12 x Emergency supply Stock / Inventory reports submitted to OMC by the 30th of June 2014	12 Emergency supply inventory report submitted	3	N/A	N/A	N/A	Copy of a report
									N/A	N/A	N/A	N/A	N/A	N/A	N/A	N/A	N/A	N/A	N/A	N/A	N/A	N/A	N/A	N/A	N/A	N/A
Com. Safe 05	HUMAN AND COMMUNITY DEVELOPMENT	Fire & Rescue	Inspections	All	Nil	Fire prevention inspections completed	800 inspections per annum completed by the 30th of June 2014	Number of inspections completed annually	N/A	N/A	N/A	N/A	210 inspections per quarter completed	800 inspections per annum completed by the 30th of June 2014	3	n\a	n\a	n\a	registers	800 inspections per annum completed by the 30th of June 2014	800	3	nil	nil	nil	Daily schedule of stats
									N/A	N/A	N/A	N/A	N/A	N/A	N/A	N/A	N/A	N/A	N/A	N/A	N/A	N/A	N/A	N/A	N/A	N/A
Com. Safe 06	HUMAN AND COMMUNITY DEVELOPMENT	Fire & Rescue	Public awareness presentations	All	Nil	Fire Public Awareness Presentations conducted	48 Fire Public Awareness Presentations conducted by the 30th of June 2014	Number of Fire Public Awareness presentations conducted	N/A	N/A	N/A	N/A	15 Fire Public Awareness Presentations conducted Quarterly	48 Fire Public Awareness Presentations conducted by the 30th of June 2014	3	N/A	N/A	N/A	registers	48 Fire Public Awareness Presentations conducted by the 30th of June 2014	48 Fire Public Awareness Presentations conducted by the 30th of June 2014	3	nil	nil	nil	daily schudule of stats
									N/A	N/A	N/A	N/A	N/A	N/A	N/A	N/A	N/A	N/A	N/A	N/A	N/A	N/A	N/A	N/A	N/A	N/A
Com. Safe 07	HUMAN AND COMMUNITY DEVELOPMENT	Fire & Rescue	Major Hazards Inspections	All	Nil	Major Hazard Inspections Conducted	24 Major Hazard inspections conducted by the 30th of June 2014	Number of Major hazard inspections conducted	N/A	N/A	N/A	N/A	6 Major Hazard inspections conducted quarterly	24 Major Hazard inspections conducted by the 30th of June 2014	3	N/A	N/A	N/A	registers	24 Major Hazard inspections conducted by the 30th of June 2014	24 Major Hazard inspections conducted by the 30th of June 2014	3	nil	nil	nil	daily schedule of stats
									N/A	N/A	N/A	N/A	N/A	N/A	N/A	N/A	N/A	N/A	N/A	N/A	N/A	N/A	N/A	N/A	N/A	N/A

IDP REFERENCE	NATIONAL KEY PERFORMANCE INDICATOR	PROGRAMME	PROJECT	WARD	BASELINE / STATUS QUO	MEASURABLE OBJECTIVE	ANNUAL TARGET / OUTPUT	PERFORMANCE MEASURE	ANNUAL BUDGET INFORMATION				PERFORMANCE REPORTING - QUARTER 4 - MONTH ENDING JUNE 2014							PERFORMANCE REPORTING - ANNUAL PROGRESS 2013/2014 FINANCIAL YEAR						
									OPEX	CAPEX	REVENUE		QUARTER 4 - MONTH ENDING JUNE 2014							ANNUAL PROGRESS 2013/2014 FINANCIAL YEAR						
									VOTE	VOTE	VOTE	FUNDING SOURCE	QUARTER 4 TARGET	QUARTERLY PROGRESS-JUNE 2014 ACTUAL	ACTUAL (1, 2, 3, 4, 5, Not Applicable)	REASON FOR DEVIATION	CORRECTIVE MEASURE	TIME-FRAME TO IMPLEMENT CORRECTIVE MEASURES	SOURCE DOCUMENT	ANNUAL TARGET	ANNUAL TARGET PROGRESS	ACTUAL (1, 2, 3, 4, 5, Not Applicable)	REASON FOR DEVIATION	CORRECTIVE MEASURE	TIME-FRAME TO IMPLEMENT CORRECTIVE MEASURES	SOURCE DOCUMENT
Com. Safe 11	HUMAN AND COMMUNITY DEVELOPMENT	Public Safety	Construction of testing centre	All	No drivers licensing testing Centre	Construction of Drivers Licencing Testing Centre	Drivers Licence testing Centre construction completed within available budget and stipulated timeframes as per the approved plan by the 30th of June 2014	Date of construction of Drivers Licence testing Centre completed	N/A	250 000. 00	N/A	Council	Drivers Licence testing Centre construction completed by the 30th of June 2014	Drivers Licence testing Centre construction completed within available budget and stipulated timeframes as per the approved plan by the 30th of June 2014	3	N/A	N/A	N/A	registers	Drivers Licence testing Centre construction completed within available budget and stipulated timeframes as per the approved plan by the 30th of June 2014	Drivers Licence testing Centre construction completed within available budget and stipulated timeframes as per the approved plan by the 30th of June 2014	3	N/A	N/A	N/A	CORRESPONDENCE DOCUMENTS
									N/A	3 276 561 301	N/A		75 000	N/A	N/A	N/A	N/A	N/A	N/A	N/A	N/A	N/A	N/A	N/A	N/A	N/A
Com. Safe 13	HUMAN AND COMMUNITY DEVELOPMENT	Public Safety	Road safety, Alcohol, Drug and Substance abuse campaigns	All	120 road safety awareness sessions per annum	Road safety, Alcohol, Drug and Substance abuse campaigns conducted	120 Road safety, Alcohol, Drug and Substance abuse campaigns conducted by the 30th of June 2014	Number of campaigns conducted	N/A	N/A	N/A	N/A	30 Road safety, Alcohol, Drug and Substance abuse campaigns conducted	120 Road safety, Alcohol, Drug and Substance abuse campaigns conducted by the 30th of June 2014	3	N/A	N/A	N/A	registers	120 Road safety, Alcohol, Drug and Substance abuse campaigns conducted by the 30th of June 2014	120 Road safety, Alcohol, Drug and Substance abuse campaigns conducted by the 30th of June 2014	3	N/A	N/A	N/A	Attendance Registers
									N/A	N/A	N/A	N/A	N/A	N/A	N/A	N/A	N/A	N/A	N/A	N/A	N/A	N/A	N/A	N/A	N/A	N/A
Com. Safe 16	HUMAN AND COMMUNITY DEVELOPMENT	Public Safety	Fire arm audit	All	Fire arm audit conducted in Compliance with Fire Arms Controls Act	Fire arm audit completed	4 x Fire arm audit conducted in Compliance with Fire Arms Controls Act by the 30th of June 2014	Number of Fire Arm Audits Conducted	N/A	N/A	N/A	N/A	1 x Fire arm audit conducted in Compliance with Fire Arms Controls Act	4 x Fire arm audit conducted in Compliance with Fire Arms Controls Act by the 30th of June 2014	3	n\a	n\a	n\a	registers	4 x Fire arm audit conducted in Compliance with Fire Arms Controls Act by the 30th of June 2014	4 x Fire arm audit conducted in Compliance with Fire Arms Controls Act by the 30th of June 2014	3	N/A	N/A	N\A	CORRESPONDENCE DOCUMENTS
									N/A	N/A	N/A	N/A	N/A	N/A	N/A	N/A	N/A	N/A	N/A	N/A	N/A	N/A	N/A	N/A	N/A	N/A

INFRASTRUCTURE SERVICES BUSINESS UNIT OVERVIEW

SDBIP 2013/2014 4TH QUARTER (QUARTER ENDING JUNE 2014) & ANNUAL PROGRESS REPORT

	TOTAL PROJECTS	KEY
	1 NIL ACHIEVED	
	2 TARGET PARTIALLY MET	
	3 TARGET MET	
	4 TARGET EXCEEDED	
	5 TARGET EXCEEDED BY 100 %	
	NOT APPLICABLE	

1 INFRASTRUCTURE SERVICES BUSINESS UNIT OVERVIEW

1.1 TOTAL PROJECTS: 67
- **1.1.1 OPERATING PROJECTS 0**
- **1.1.2 CAPITAL PROJECTS 67**

1.2 GRAPHICAL REPRESENTATION OF PERFORMANCE: CAPITAL PROJECTS

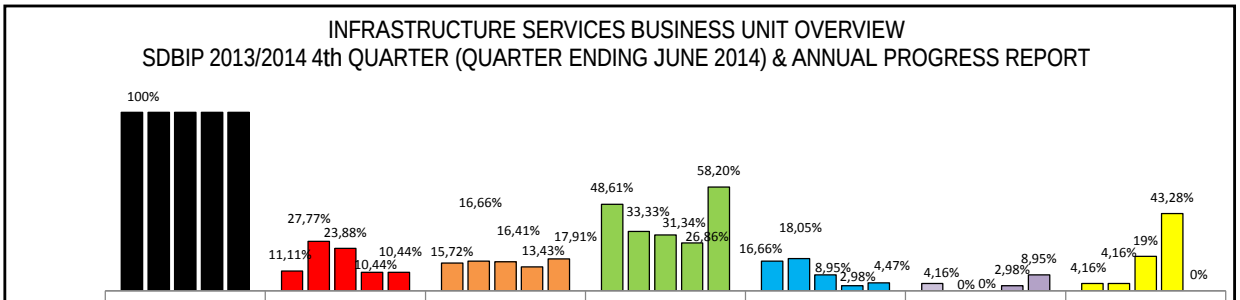

	TOTAL PROJECTS	1 NIL ACHIEVED	2 TARGET PARTIALLY MET	3 TARGET MET	4 TARGET EXCEEDED	5 TARGET EXCEEDED BY 100 %	NOT APPLICABLE
QUARTER 1	100%	11,11%	15,72%	48,61%	16,66%	4,16%	4,16%
QUARTER 2	100%	27,77%	16,66%	33,33%	18,05%	0%	4,16%
QUARTER 3	100%	23,88%	16,41%	31,34%	8,95%	0%	19%
QUARTER 4	100%	10,44%	13,43%	26,86%	2,98%	2,98%	43,28%
ANNUAL	100%	10,44%	17,91%	58,20%	4,47%	8,95%	0%

CITY OF CHOICE
PIETERMARITZBURG
MSUNDUZI

WATER & SANITATION UNIT OVERVIEW

SDBIP 2013/2014 4TH QUARTER (QUARTER ENDING JUNE 2014) & ANNUAL PROGRESS REPORT

	TOTAL PROJECTS	KEY
	1 NIL ACHIEVED	
	2 TARGET PARTIALLY MET	
	3 TARGET MET	
	4 TARGET EXCEEDED	
	5 TARGET EXCEEDED BY 100 %	
	NOT APPLICABLE	

1 WATER & SANITATION UNIT OVERVIEW

1.1 TOTAL PROJECTS: 16

1.1.1 OPERATING PROJECTS 0

1.1.2 CAPITAL PROJECTS 16

1.2 GRAPHICAL REPRESENTATION OF PERFORMANCE: CAPITAL PROJECTS

WATER & SANITATION UNIT OVERVIEW
SDBIP 2013/2014 4th QUARTER (QUARTER ENDING JUNE 2014) & ANNUAL PROGRESS REPORT

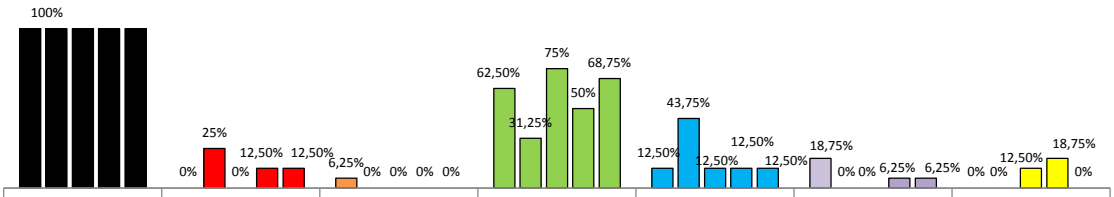

	TOTAL PROJECTS	1 NIL ACHIEVED	2 TARGET PARTIALLY MET	3 TARGET MET	4 TARGET EXCEEDED	5 TARGET EXCEEDED BY 100 %	NOT APPLICABLE
QUARTER 1	100%	0%	6,25%	62,50%	12,50%	18,75%	0%
QUARTER 2	100%	25%	0%	31,25%	43,75%	0%	0%
QUARTER 3	100%	0%	0%	75%	12,50%	0%	12,50%
QUARTER 4	100%	12,50%	0%	50%	12,50%	6,25%	18,75%
ANNUAL	100%	12,50%	0%	68,75%	12,50%	6,25%	0%

CITY OF CHOICE
PIETERMARITZBURG
MSUNDUZI

SERVICE DELIVERY & BUDGET IMPLEMENTATION PLAN FOR THE 2013/2014 FINANCIAL YEAR

BUSINESS UNIT: INFRASTRUCTURE SERVICES

SUB UNIT: WATER & SANITATION

IDP REFERENCE	NATIONAL KEY PERFORMANCE INDICATOR	PROGRAMME	PROJECT	WARD	BASELINE / STATUS QUO	MEASURABLE OBJECTIVE	ANNUAL TARGET / OUTPUT	PERFORMANCE MEASURE	ANNUAL BUDGET INFORMATION				PERFORMANCE REPORTING - QUARTER 4 - MONTH ENDING JUNE 2014							PERFORMANCE REPORTING - ANNUAL PROGRESS 2013/2014 FINANCIAL YEAR						
									OPEX	CAPEX	REVENUE	FUNDING SOURCE	QUARTER 4 - MONTH ENDING JUNE 2014							ANNUAL PROGRESS 2013/2014 FINANCIAL YEAR						
									VOTE	VOTE	VOTE		QUARTER 4 TARGET	QUARTERLY PROGRESS - JUNE 2014 ACTUAL	ACTUAL (1, 2, 3, 4, 5, Not Applicable)	REASON FOR DEVIATION	CORRECTIVE MEASURE	TIME-FRAME TO IMPLEMENT CORRECTIVE MEASURES	SOURCE DOCUMENT	ANNUAL TARGET	ANNUAL TARGET PROGRESS	ACTUAL (1, 2, 3, 4, 5, Not Applicable)	REASON FOR DEVIATION	CORRECTIVE MEASURE	TIME-FRAME TO IMPLEMENT CORRECTIVE MEASURES	SOURCE DOCUMENT
W & S 07	BASIC SERVICE DELIVERY & INFRASTUCTURE INVESTMENT	SANITATION	SANITATION INFRASTRUCTURE FEASIBILITY STUDY SHENSTONE AMBLETON SANITATION SYSTEM	Various	High Levels of Storm water infiltartion into sewers	7 Flow Monitoring Stations installed and operational by 30 June 2014	7 Flow Monitoring stations installed and operational by 30 June 2014	Date of Operation of all flow monitoring equipement. No. of flow monitoring Stations installed.	N/A	R 2 000 000.00	N/A	MIG	Installation of and comissioning of 7 flow monitoring stations.	Installation of and comissioning of 7 flow monitoring stations.	3	N/A	N/A	N/A	Completion certificate dated 9 June 2014.	7 Flow Monitoring stations installed and operational by 30 June 2014	7 Flow Monitoring stations installed and operational by 9 June 2014	3	N/A	N/A	N/A	Completion certificate dated 9 June 2014.
									N/A	202 605 1401	N/A		2 000 000	2 468 635	N/A	N/A	N/A	N/A	N/A	N/A	2 468 635	N/A	N/A	N/A	N/A	N/A
W & S 03	BASIC SERVICE DELIVERY & INFRASTUCTURE INVESTMENT	SANITATION	SHENSTONE AMBLETON SANITATION SYSTEM SEWER PIPES UNIT H	18,13	84675 currently have access to water borne sanitation	To construct 3.2km of outfall sewer by 30 April 2013	3.2 km of outfall sewer constructed by 30 April 2013	No. of km of outfall sewer pipe constructed	N/A	R 9 875 000.00	N/A	MIG	3.2 km of outfall sewer constructed by 30 April 2014	4.36 km of outfall sewer constructed.	3	N/A	N/A	N/A	Certificate No. 16 Item 5.1.1 (a to e), 5.2.1 (a), 5.3.1 (a) & 7.1.2 (a & b)	3.2 km of outfall sewer constructed by 30 April 2013	4.36 km of outfall sewer constructed 30 June 2014.	3	N/A	N/A	N/A	Certificate No. 16 Item 5.1.1 (a to e), 5.2.1 (a), 5.3.1 (a) & 7.1.2 (a & b)
									N/A	202 605 1402	N/A		9875000	9 094 981	N/A	N/A	N/A	N/A	N/A	N/A	9 094 981	N/A	N/A	N/A	N/A	N/A
W & S 07	BASIC SERVICE DELIVERY & INFRASTUCTURE INVESTMENT	SANITATION	REHABILITATION OF SANITATION INFRASTRUCTURE ELIMINATION OF CONSERVANCY TANKS - (SEWER)	15, 19, 16, 30, 35, 32, 33, 26, 25, 29, 31, 28	1 Pump Station Ungraded and 350m of sewer pipe renewed.	To renew 3.5 km of sewer pipe replaced and upgrade 2 sewer pump stations.	3.5 km of sewer pipe replaced and 2 sewer pump stations upgraded by 30 June 2014	No. of km of sewer pipe constructed and number of pump stations upgraded	N/A	R 10 000 000.00	N/A	MIG	2.0 km of sewer pipe replaced and 2 pump station upgrade completed.	4.26 km of sewer pipe replaced.	3	N/A	N/A	N/A	Payment Certificate No. 5, Item C3.2.1 and E4.1 & E4.2	3.5 km of sewer pipe replaced and 2 sewer pump stations upgraded by 30 June 2014	4.26 km of sewer pipe replaced and 2 sewer pump stations upgraded by 30 June 2014	3	N/A	N/A	N/A	Payment Certificate No. 5, ItemC3.2.1 and E4.1 & E4.2
									N/A	202 605 1403	N/A		10000000	5 858 295	N/A	N/A	N/A	N/A	N/A	N/A	5 858 295	N/A	N/A	N/A	N/A	N/A
W & S 02	BASIC SERVICE DELIVERY & INFRASTUCTURE INVESTMENT	SANITATION	SEWER PIPES UNIT H REDUCTION OF NON REVENUE WATER	16	84675 currently have access to water borne sanitation	To install 1.4 km of sewer pipe	1.4 km of sewer installed by 30 June 2014	No. of km of sewer pipe constructed and number of houses connected to water borne sanitation	N/A	R 8 000 000.00	N/A	MIG	1.4 km of sewer installed by 30 June 2014	Site Established and 80% of materials purchased. Local labour from ward recruited.	1	QUARTER 1 - Target Met, QUARTER 2 - Target not met as accepted Tender Prices was above the MIG registered amount and required therefore required a revised business plan to be submitted to MIG prior to BAC report submission. This process caused a 2 month delay. QUARTER 3 - Target Met, Projected QUARTER 4 - Annual Target not met due delay in determining a suitable site camp and delay in the supply of materials to site.	As this is a multi year project with a completion date by the 30 June 2017, the 1.4 km shortfall with has been incorporated into the 2014-2015 target which will be completed by end of September 2014.	3 Months - 30 September 2014	Revised Buisiness Plan, SAC Agenda, MIG Approval of Revised Budget. Payment Certificate No. 3	1.4 km of sewer installed by 30 June 2014	Site Established and 80% of materials purchased. Local labour from ward recruited.	1	QUARTER 1 - Target Met, QUARTER 2 - Target not met as accepted Tender Prices was above the MIG registered amount and required therefore required a revised business plan to be submitted to MIG prior to BAC report submission. This process caused a 2 month delay. QUARTER 3 - Target Met, Projected QUARTER 4 - Annual Target not met due delay in determining a suitable site camp and delay in the supply of materials to site.	As this is a multi year project with a completion date by the 30 June 2017, the 1.4 km shortfall with has been incorporated into the 2014-2015 target which will be completed by end of September 2014.	3 Months - 30 September 2014	Revised Buisiness Plan, SAC Agenda, MIG Approval of Revised Budget. Payment Certificate No. 3
									N/A	202 605 1404	N/A		8000000	6 915 248	N/A	N/A	N/A	N/A	N/A	N/A	6 915 248	N/A	N/A	N/A	N/A	N/A

IDP REFERENCE	NATIONAL KEY PERFORMANCE INDICATOR	PROGRAMME	PROJECT	WARD	BASELINE / STATUS QUO	MEASURABLE OBJECTIVE	ANNUAL TARGET / OUTPUT	PERFORMANCE MEASURE	ANNUAL BUDGET INFORMATION				PERFORMANCE REPORTING - QUARTER 4 - MONTH ENDING JUNE 2014							PERFORMANCE REPORTING - ANNUAL PROGRESS 2013/2014 FINANCIAL YEAR						
									OPEX	CAPEX	REVENUE	FUNDING SOURCE	QUARTER 4 - MONTH ENDING JUNE 2014							ANNUAL PROGRESS 2013/2014 FINANCIAL YEAR						
									VOTE	VOTE	VOTE		QUARTER 4 TARGET	QUARTERLY PROGRESS - JUNE 2014 ACTUAL	ACTUAL (1, 2, 3, 4, 5, Not Applicable)	REASON FOR DEVIATION	CORRECTIVE MEASURE	TIME-FRAME TO IMPLEMENT CORRECTIVE MEASURES	SOURCE DOCUMENT	ANNUAL TARGET	ANNUAL TARGET PROGRESS	ACTUAL (1, 2, 3, 4, 5, Not Applicable)	REASON FOR DEVIATION	CORRECTIVE MEASURE	TIME-FRAME TO IMPLEMENT CORRECTIVE MEASURES	SOURCE DOCUMENT
W & S 02	BASIC SERVICE DELIVERY & INFRASTUCTURE INVESTMENT	SANITATION	SEWER PIPES AZALEA - PHASE 2 SERVICE MIDBLOCK ERADICATION IN SOBANTU, ASHDOWN & IMBALI (WATER)	10	84675 currently have access to water borne sanitation	To install 1.2 km of sewer pipe	1.2 km of sewer pipe installed by the by 30 the June 2014	No. of km of sewer pipe constructed and number of houses connected to water borne sanitation	N/A	R 8 000 000.00	N/A	MIG	1.2 km of sewer pipe installed by the by 30 the June 2014	0.160 km of sewer pipe installed by the 30 the June 2014. 80% of materials purchased. Local Labour from Ward recruited.	1	QUARTER 1 - Target Met, QUARTER 2 - Target not met as accepted Tender Prices was above the MIG registered amount and required therefore required a revised business plan to be submitted for MIG prior to BAC report submission. This process caused a 2 month delay. QUARTER 3 - Target Met, Projected QUARTER 4 - Annual Target not met due delay in the supply of materials to site and 5 week work stoppage in order to deal with community issues.	Project commenced on the 19 March 2014, and as this is a multi year project with a completion date by the 30 June 2017, the 1.050 km shortfall with has been incorporated into the 2014-2015 target which will be completed by end of August 2014.	2 Months - 30 August 2014	Revised Buisiness Plan, SAC Agenda, MIG Approval of Revised Budget. Payment Certificate No. 3. E-mails in relation to community delays. Minutes of meeting.	1.2 km of sewer pipe installed by the by 30 the June 2014	0.160 km of sewer pipe installed by the 30 the June 2014. 80% of materials purchased. Local Labour from Ward recruited.	1	QUARTER 1 - Target Met, QUARTER 2 - Target not met as accepted Tender Prices was above the MIG registered amount and required therefore required a revised business plan to be submitted for MIG prior to BAC report submission. This process caused a 2 month delay. QUARTER 3 - Target Met, Projected QUARTER 4 - Annual Target not met due delay in the supply of materials to site and 5 week work stoppage in order to deal with community issues.	Project commenced on the 19 March 2014, and as this is a multi year project with a completion date by the 30 June 2017, the 1.050 km shortfall with has been incorporated into the 2014-2015 target which will be completed by end of August 2014.	2 Months - 30 August 2014	Revised Buisiness Plan, SAC Agenda, MIG Approval of Revised Budget. Payment Certificate No. 3. E-mails in relation to community delays. Minutes of meeting.
									N/A	202 605 1405	N/A		8000000	6 177 790	N/A	N/A	N/A	N/A	N/A	N/A	N/A	N/A	N/A	N/A	N/A	N/A
W & S 02	BASIC SERVICE DELIVERY & INFRASTUCTURE INVESTMENT	SANITATION	ELIMINATION OF CONSERVANCY TANKS - (SEWER) EDENDALE PROPER NEW MAINS & RETICULATION	21	84675 currently have access to water borne sanitation	To install 1.2km of sewer pipe and connect 100 houses to Water Borne Sanitation by 30 June 2014	1.2 km of sewer pipe installed to connect 100 houses connected to water borne sanitation by 30 June 2014	No. of km of sewer pipe constructed and number of houses connected to water borne sanitation	N/A	R 3 050 000.00	N/A	MIG	1.2 km of sewer pipe installed to connect 100 houses connected to water borne sanitation by 30 June 2014	1.26 km of sewer pipe installed and 169 houses connected to water borne sanitation by 30 June 2014	3	N/A	N/A	N/A	Certificate No. 15, Item 7.1, No's 7.5.1 and 7.5.2.	1.2 km of sewer pipe installed to connect 100 houses connected to water borne sanitation by 30 June 2014	1.26 km of sewer pipe installed and 169 houses connected to water borne sanitation by 30 June 2014	3	N/A	N/A	N/A	Certificate No. 15, Item 7.1, No's 7.5.1 and 7.5.2.
									N/A	202 608 1401	N/A		3050000	4 439 948	N/A	N/A	N/A	N/A	N/A	N/A	4 439 948	N/A	N/A	N/A	N/A	N/A
W & S 07	BASIC SERVICE DELIVERY & INFRASTUCTURE INVESTMENT	SANITATION	SERVICE MIDBLOCK ERADICATION IN SOBANTU, ASHDOWN & IMBALI (SEWER) COPESVILLE RESERVOIR	23	84675 currently have access to water borne sanitation	To install 3.5 km of sewer pipe by the 30 June 2014.	3.5 km of sewer pipe installed by 30 June 2014	No. of km of sewer pipe constructed	N/A	R 5 871 555.00	N/A	MIG	3.5 km of sewer pipe installed by 30 June 2014	5.9 km of sewer pipe installed by 30 June 2014	4	N/A	N/A	N/A	Certificate No. 17. Item D1.1 and D1.2 (8.2.1)	3.5 km of sewer pipe installed by 30 June 2014	5.9 km of sewer pipe installed by 30 June 2014	4	N/A	N/A	N/A	Certificate No. 17. Item D1.1 and D1.2 (8.2.1)
									N/A	202 608 1402	N/A		5871555	9 187 950	N/A	N/A	N/A	N/A	N/A	N/A	9 187 950	N/A	N/A	N/A	N/A	N/A
W & S 05	BASIC SERVICE DELIVERY & INFRASTUCTURE INVESTMENT	WATER	REDUCTION OF NON REVENUE WATER LEAK DETECTION EQUIPEMENT	All	Non-Revenue Water = from 48.5% (2011/2012 Baseline) and Real (water) Water losses = 30%	Non-Revenue Water reduced from 48.5% (2011/2012 Baseline) and Real (water) Water losses from 30% to 46% and 28% respectively by 30 June 2014.	Reduce Non-Revenue Water = 46%, Reduce Real Losses = 28% by the 30 June 2014.	% of Non-Revenue Water, % of Real Losses	N/A	R 15 000 000.00	N/A	MIG	Reduce Non-Revenue Water = 46%, Reduce Real Losses = 28%	Reduce Non-Revenue Water = 46.8%, Reduce Real (Water) Losses = 24.4% (YTD)	3	N/A	N/A	N/A	IWA Year to date balance up till June 2014, consultants correpondence dated 11 July 2014.	Reduce Non-Revenue Water = 46%, Reduce Real Losses = 28% by the 30 June 2014.	Reduce Non-Revenue Water = 46.8%, Reduce Real(Water) Losses = 24.4% YTD	3	N/A	N/A	N/A	IWA Year to date balance up till June 2014, consultants correpondence dated 11 July 2014.
									N/A	787 605 1401	N/A		15000000	18 051 181	N/A	N/A	N/A	N/A	N/A	N/A	18 051 181	N/A	N/A	N/A	N/A	N/A
W & S 06	BASIC SERVICE DELIVERY & INFRASTUCTURE INVESTMENT	WATER	ELIMINATION OF CONSERVANCY TANKS - (WATER) SERVICE MIDBLOCK ERADICATION IN SOBANTU, ASHDOWN & IMBALI (WATER)	21	1.5 km of water pipe replaced and 1 Reservoir upgraded.	To construct 0.5 km of water pipe.	0.5 km of water pipe constructed by 30 June 2014.	km of water pipe constructed.	N/A	R 125 000.00	N/A	MIG	0.5 km of water pipe constructed by 30 June 2014.	1. 2 km of water pipe constructed by the 30 June 2014	5	N/A	N/A	N/A	Payment Certificate No. 15, Item 8.3.2 to 8.3.5.	0.5 km of water pipe constructed by 30 June 2014.	1. 2 km of water pipe constructed by the 30 June 2014	5	N/A	N/A	N/A	Payment Certificate No. 15, Item 8.3.2 to 8.3.5.
									N/A	787 605 1402	N/A		125000	347 330	N/A	N/A	N/A	N/A	N/A	N/A	347 330	N/A	N/A	N/A	N/A	N/A

IDP REFERENCE	NATIONAL KEY PERFORMANCE INDICATOR	PROGRAMME	PROJECT	WARD	BASELINE / STATUS QUO	MEASURABLE OBJECTIVE	ANNUAL TARGET / OUTPUT	PERFORMANCE MEASURE	ANNUAL BUDGET INFORMATION				PERFORMANCE REPORTING - QUARTER 4 - MONTH ENDING JUNE 2014							PERFORMANCE REPORTING - ANNUAL PROGRESS 2013/2014 FINANCIAL YEAR						
									OPEX	CAPEX	REVENUE	FUNDING SOURCE	QUARTER 4 - MONTH ENDING JUNE 2014							ANNUAL PROGRESS 2013/2014 FINANCIAL YEAR						
									VOTE	VOTE	VOTE		QUARTER 4 TARGET	QUARTERLY PROGRESS - JUNE 2014 ACTUAL	ACTUAL (1, 2, 3, 4, 5, Not Applicable)	REASON FOR DEVIATION	CORRECTIVE MEASURE	TIME-FRAME TO IMPLEMENT CORRECTIVE MEASURES	SOURCE DOCUMENT	ANNUAL TARGET	ANNUAL TARGET PROGRESS	ACTUAL (1, 2, 3, 4, 5, Not Applicable)	REASON FOR DEVIATION	CORRECTIVE MEASURE	TIME-FRAME TO IMPLEMENT CORRECTIVE MEASURES	SOURCE DOCUMENT
W & S 06	BASIC SERVICE DELIVERY & INFRASTUCTURE INVESTMENT	WATER	SERVICE MIDBLOCK ERADICATION IN SOBANTU, ASHDOWN & IMBALI (WATER)	23	1.5 km of water pipe replaced and 1 Reservoir upgraded.	To construct 0.6 km of Water Pipe by 30 June 2014.	0.6 km of Water Pipe constructed by 30 June 2014.	km of water pipe constructed.	N/A	R 300 000.00	N/A	MIG	0.6 km of Water Pipe constructed by 30 June 2014.	0.6 km of Water Pipe constructed by 30 June 2014.	3	N/A	N/A	N/A	Certificate No 18, Item 1.12.1 and 1.12.2	0.6 km of Water Pipe constructed by 30 June 2014.	0.6 km of Water Pipe constructed by 30 June 2014.	3	N/A	N/A	N/A	Certificate No 18, Item 1.12.1 and 1.12.2
									N/A	787 605 1403	N/A		300000	575 926	N/A	N/A	N/A	N/A	N/A	N/A	575 926	N/A	N/A	N/A	N/A	N/A
W & S 01	BASIC SERVICE DELIVERY & INFRASTUCTURE INVESTMENT	WATER	BASIC WATER SUPPLY	1 to 9, 11 and 14	157598 (6396 households have with no access to water plus Baseline as per census 2011).	To Install 2 km of water pipe by 30 June 2014.	4 km of water pipe installed to service 200 households by 30 June 2014.	km of water pipe constructed.	N/A	R 1 000 000.00	N/A	MIG	4 km of Water Pipe Installed.	4 km of Water Pipe Installed.	3	N/A	N/A	N/A	Signed Project measurement sheet dated 30 June 2014. Water Meter Connection records	4 km of water pipe installed to service 200 households by 30 June 2014.	4 km of water pipe installed to service 311 households by 30 June 2014.	3	N/A	N/A	N/A	Signed Project measurement sheet dated 30 June 2014. Water Meter Connection records
									N/A	787 605 1404	N/A		1000000	660 526	N/A	N/A	N/A	N/A	N/A	N/A	660 526	N/A	N/A	N/A	N/A	N/A
W & S 06	BASIC SERVICE DELIVERY & INFRASTUCTURE INVESTMENT	WATER	EDENDALE PROPER NEW MAINS & RETICULATION	20, 11 and 12	1.2 km of water pipe replaced and 1 Reservoir upgraded.	To construct 1.6 km of Water Pipe by 30 June 2014.	1.6 km of Water Pipe constructed by 30 June 2014.	km of water pipe constructed.	N/A	R 1 000 000.00	N/A	CNL	1.6 km of Water Pipe constructed by 30 June 2014.	2.9 km of Water Pipe constructed and 115 water connections completed by 30 June 2014.	4	N/A	N/A	N/A	Certificate No. 16 Item 5.1.1 (a to d), 5.6.3. Item 6.6	1.6 km of Water Pipe constructed by 30 June 2014.	2.9 km of Water Pipe constructed and 115 water connections completed by 30 June 2014.	4	N/A	N/A	N/A	Certificate No. 16 Item 5.1.1 (a to d), 5.6.3. Item 6.6
									N/A	787 605 1405	N/A		1000000	995 626	N/A	N/A	N/A	N/A	N/A	N/A	995 626	N/A	N/A	N/A	N/A	N/A
W & S 06	BASIC SERVICE DELIVERY & INFRASTUCTURE INVESTMENT	WATER	MASONS RESERVOIR & PIPELINE	26	1.2 km of water pipe replaced and 1 Reservoir upgraded.	To complete Masons Drawings and Pipeline designs and tender documents by 30 December 2014.	Masons Reservoir and Pipeline Drawings and Tender documents completed by 30 December 2014.	Completion of Designs and Tender documents	N/A	R 500 000.00	N/A	MIG	N/A	N/A	NOT APPLICABLE	N/A	N/A	N/A	N/A	Masons Reservoir and Pipeline Drawings and Tender documents completed by 30 December 2014.	Masons Reservoir and Pipeline Drawings and Tender documents completed by 30 December 2014.	3	N/A	N/A	N/A	Tender Document, Drawings and correspondence from consultant.
									N/A	787 606 1401	N/A		500000	9 910	N/A	N/A	N/A	N/A	N/A	N/A	9 910	N/A	N/A	N/A	N/A	N/A
W & S 06	BASIC SERVICE DELIVERY & INFRASTUCTURE INVESTMENT	WATER	COPESVILLE RESERVOIR	29	1.2 km of water pipe replaced and 1 Reservoir upgraded.	To have Copesville Reservoir 100% completed and operational by 30 March 2014	Copesville Reservoir 100% completed and Operational by 30 March 2014.	% complete	N/A	R 10 000 000.00	N/A	MIG	N/A	N/A	NOT APPLICABLE	N/A	N/A	N/A	N/A	Copesville Reservoir 100% completed and Operational by 30 March 2014.	Copesville Reservoir 100% completed and Operational by 30 March 2014.	3	N/A	N/A	N/A	Practicle completion certificate dated 12 December 2013. Screen shot of Copesville Reservoir level on Telmetry. Progress Minutes.
									N/A	787 606 1302	N/A		10000000	10 108 769	N/A	N/A	N/A	N/A	N/A	N/A	10 108 769	N/A	N/A	N/A	N/A	N/A
W & S 05	BASIC SERVICE DELIVERY & INFRASTUCTURE INVESTMENT	WATER	TELEMETRY / INSTRUMENTATION EQUIPMENT	All	No telemetry on pressure reducing valves	To replace telemetry office system in order to incorporate pressure reducing valves readings.	Upgraded Telemetry system with PRV readings by 30 June 2014.	Upgraded Telemetry system. PRV readings	N/A	R 300 000.00	N/A	CNL	PRV Readings shown on Telemetry.	PRV Readings shown on Telemetry.	3	N/A	N/A	N/A	Screenshot of PRV readings dated 30 June 2014.	Upgraded Telemetry system with PRV readings by 30 June 2014.	Upgraded Telemetry system with PRV readings by 30 June 2014.	3	N/A	N/A	N/A	Award letter, GRS and VO approval. Screenshot of PRV readings dated 30 June 2014.
									N/A	207 654 1401	N/A		300000	297 012	N/A	N/A	N/A	N/A	N/A	N/A	297 012	N/A	N/A	N/A	N/A	N/A
W & S 05	BASIC SERVICE DELIVERY & INFRASTUCTURE INVESTMENT	WATER	LEAK DETECTION EQUIPEMENT	All	No internal leak detection equipment.	To Purchase Leak Detection equipement.	To Purchase Leak Detection equipement by 30 December 2013.	Leak Detection Equipement	N/A	R 250 000.00	N/A	CNL	N/A	N/A	NOT APPLICABLE	N/A	N/A	N/A	N/A	To Purchase Leak Detection equipement by 30 December 2013.	N/A	3	N/A	N/A	N/A	Leak Detection orders and GRS.
									N/A	787 654 1401	N/A		R 250 000.00	242 892	N/A	N/A	N/A	N/A	N/A	N/A	242 892	N/A	N/A	N/A	N/A	N/A

ROADS & STORMWATER UNIT OVERVIEW

SDBIP 2013/2014 4TH QUARTER (QUARTER ENDING JUNE 2014) & ANNUAL PROGRESS REPORT

	TOTAL PROJECTS	KEY
	1 NIL ACHIEVED	
	2 TARGET PARTIALLY MET	
	3 TARGET MET	
	4 TARGET EXCEEDED	
	5 TARGET EXCEEDED BY 100 %	
	NOT APPLICABLE	

1 ROADS & STORMWATER UNIT OVERVIEW

1.1 TOTAL PROJECTS: 37

1.1.1 OPERATING PROJECTS 0

1.1.2 CAPITAL PROJECTS 37

1.2 GRAPHICAL REPRESENTATION OF PERFORMANCE: CAPITAL PROJECTS

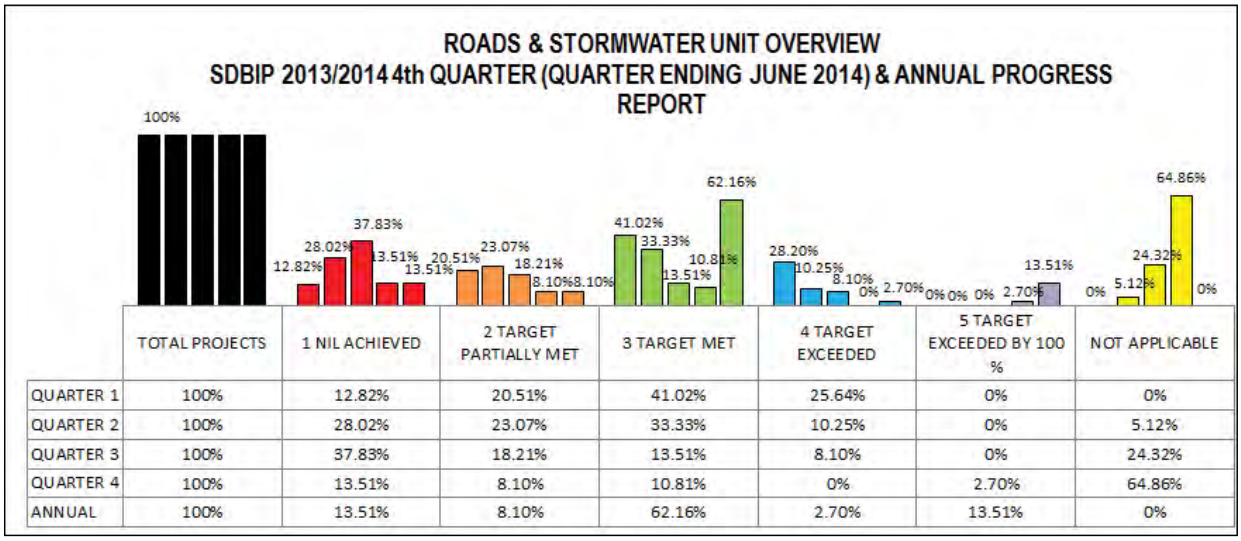

	TOTAL PROJECTS	1 NIL ACHIEVED	2 TARGET PARTIALLY MET	3 TARGET MET	4 TARGET EXCEEDED	5 TARGET EXCEEDED BY 100 %	NOT APPLICABLE
QUARTER 1	100%	12.82%	20.51%	41.02%	25.64%	0%	0%
QUARTER 2	100%	28.02%	23.07%	33.33%	10.25%	0%	5.12%
QUARTER 3	100%	37.83%	18.21%	13.51%	8.10%	0%	24.32%
QUARTER 4	100%	13.51%	8.10%	10.81%	0%	2.70%	64.86%
ANNUAL	100%	13.51%	8.10%	62.16%	2.70%	13.51%	0%

CITY OF CHOICE
PIETERMARITZBURG
MSUNDUZI

SERVICE DELIVERY & BUDGET IMPLEMENTATION PLAN FOR THE 2013/2014 FINANCIAL YEAR

BUSINESS UNIT: INFRASTRUCTURE SERVICES

SUB UNIT: ROADS & STORMWATER

IDP REF	NATIONAL KEY PERFORMANCE INDICATOR	PROGRAMME	PROJECT	WARD	BASELINE / STATUS QUO	MEASURABLE OBJECTIVE	ANNUAL TARGET / OUTPUT	PERFORMANCE MEASURE	ANNUAL BUDGET INFORMATION				PERFORMANCE REPORTING - QUARTER 4 - MONTH ENDING JUNE 2014							PERFORMANCE REPORTING - ANNUAL PROGRESS 2013/2014 FINANCIAL YEAR						
									OPEX	CAPEX	REVENUE		QUARTER 4 - MONTH ENDING JUNE 2014							ANNUAL PROGRESS 2013/2014 FINANCIAL YEAR						
									VOTE	VOTE	VOTE	FUNDING SOURCE	QUARTER 4 TARGET	QUARTERLY PROGRESS-JUNE 2014 ACTUAL	ACTUAL (1, 2, 3, 4, 5, Not Applicable)	REASON FOR DEVIATION	CORRECTIVE MEASURE	TIME-FRAME TO IMPLEMENT CORRECTIVE MEASURES	SOURCE DOCUMENT	ANNUAL TARGET	ANNUAL TARGET PROGRESS	ACTUAL (1, 2, 3, 4, 5, Not Applicable)	REASON FOR DEVIATION	CORRECTIVE MEASURE	TIME-FRAME TO IMPLEMENT CORRECTIVE MEASURES	SOURCE DOCUMENT
R & T 11	BASIC SERVICE DELIVERY & INFRASTUCTURE INVESTMENT	Rehabilitation of public infrastructure	REHABILITATION OF PUBLIC ABLUTIONS	Various	Unhealthy facilities	To rehabilitate 8 public ablution facilities	8 x public ablution facilities rehabilitated by 31st March 2014	Number of public ablution facilities rehabilitated	N/A	1 500 000	N/A	MIG	N/A	N/A	NOT APPLICABLE	N/A	N/A	N/A	N/A	8 x public ablution facilities rehabilitated by 31st March 2014	10 x public ablutions completed	3	N/A	N/A	N/A	Completion Certificates
									N/A	141 630 1401	N/A		N/A	N/A	N/A	N/A	N/A	N/A	N/A	N/A	N/A	N/A	N/A	N/A	N/A	N/A
R & T 10	BASIC SERVICE DELIVERY & INFRASTUCTURE INVESTMENT	Sports Facilities	CALUZA SPORTS HALL	20		To complete Caluza Sport Facility by 31 Dec. 2013	Caluza Sport Facility upgraded and completed by 31 December 2013	Date Caluza Sport Facility upgrade completed	N/A	1 500 000	N/A	MIG	N/A	Project cancelled and included in the 2014/15 FY programme	1	Project cancelled due to poor performance of contractor.	Completion phase of this project was advertised in June 2014 with a closing date of 11th July 2014.	Anticipated Completion date is end of Feb '2015.	Consultants report, cancellation letter and advert.	Caluza Sport Facility upgraded and completed by 31 December 2013	Project cancelled and included in the 2014/15 FY programme	1	Project cancelled due to poor performance of contractor	Completion phase of this project was advertised in June 2014 with a closing date of 11th July 2014.	Anticipated Completion date is end of Feb'2015.	Consultants report, cancellation letter and advert.
									N/A	450 630 1401	N/A		N/A	N/A	N/A	N/A	N/A	N/A	N/A	N/A	N/A	N/A	N/A	N/A	N/A	N/A
R & T 13	BASIC SERVICE DELIVERY & INFRASTUCTURE INVESTMENT	Installation & Upgrade of Cremators	MOUNTAIN RISE CREMATORS	32	Cremator not working properly	To refurbish a cremator in Mountain Rise by 30 Sept. 2014	1 x Cremator refurbished at Mountain Rise Cemetery by the 30th of September 2013	Date of completion for refurbishment of cremator completed	N/A	2 800 000	N/A	MIG	N/A	N/A	NOT APPLICABLE	N/A	N/A	N/A	N/A	1 x Cremator refurbished at Mountain Rise Cemetery by the 30th of September 2013	1 x cremator refurbished	3	N/A	N/A	N/A	Completion Certificates
									N/A	394 630 1402	N/A		N/A	N/A	N/A	N/A	N/A	N/A	N/A	N/A	N/A	N/A	N/A	N/A	N/A	N/A
R & T 11	BASIC SERVICE DELIVERY & INFRASTUCTURE INVESTMENT	Building Upgrade	FIRE ALARM SYSTEM Installation	27	Nil	To install and commission fire alarm system in Prof Nyembezi Building by 30 March 2014	Fire alarm system installed and commissioned at Prof Nyembezi Building by 30 March 2014	Date of completion of installation of fire alarm system	N/A	650 000	N/A	CNL	N/A	N/A	NOT APPLICABLE	N/A	N/A	N/A	N/A	Fire alarm system installed and commissioned at Prof Nyembezi Building by 30 March 2014	Project Completed	3	N/A	N/A	N/A	Completion Certificates
									N/A	220 630 1401	N/A		N/A	N/A	N/A	N/A	N/A	N/A	N/A	N/A	N/A	N/A	N/A	N/A	N/A	N/A
R & T 11	BASIC SERVICE DELIVERY & INFRASTUCTURE INVESTMENT	Building Upgrade	DEBRIS NET PROFESSOR NYEMBEZI BUILDING	27	Unsafe conditions for pedestrians walking adjacent to the building	To complete 100m of debris net in Prof Nyembezi Building by 30 March 2014	100m of debris net completed in Prof Nyembezi Building by 30 March 2014	Number of meters debris net completed	N/A	500 000	N/A	CNL	N/A	Only 82m Structure completed due to reduced lenghts of structure as per advise of Structural Engineer	2	One section of 18m had to be omitted due high wind factor and only left 82m was implemented, as Structural Engineer advice.	The project is nowcomplete and R29 000 was released as a saving.	N/A	Completion Certificate	100m of debris net completed in Prof Nyembezi Building by 30 March 2014	Only 82m Structure completed due to reduced lenghts of structure as per advise of Structural Engineer	2	One section of 18m had to be omitted due high wind factor and only left 82m was implemented, as Structural Engineer advice.	The project is nowcomplete and R29 000 was released as a saving.	N/A	Completion Certificates
									N/A	220 630 1402	N/A		N/A	N/A	N/A	N/A	N/A	N/A	N/A	N/A	N/A	N/A	N/A	N/A	N/A	N/A

IDP REF	NATIONAL KEY PERFORMANCE INDICATOR	PROGRAMME	PROJECT	WARD	BASELINE / STATUS QUO	MEASURABLE OBJECTIVE	ANNUAL TARGET / OUTPUT	PERFORMANCE MEASURE	ANNUAL BUDGET INFORMATION				PERFORMANCE REPORTING - QUARTER 4 - MONTH ENDING JUNE 2014							PERFORMANCE REPORTING - ANNUAL PROGRESS 2013/2014 FINANCIAL YEAR						
									OPEX	CAPEX	REVENUE		QUARTER 4 - MONTH ENDING JUNE 2014							ANNUAL PROGRESS 2013/2014 FINANCIAL YEAR						
									VOTE	VOTE	VOTE	FUNDING SOURCE	QUARTER 4 TARGET	QUARTERLY PROGRESS-JUNE 2014 ACTUAL	ACTUAL (1, 2, 3, 4, 5, Not Applicable)	REASON FOR DEVIATION	CORRECTIVE MEASURE	TIME-FRAME TO IMPLEMENT CORRECTIVE MEASURES	SOURCE DOCUMENT	ANNUAL TARGET	ANNUAL TARGET PROGRESS	ACTUAL (1, 2, 3, 4, 5, Not Applicable)	REASON FOR DEVIATION	CORRECTIVE MEASURE	TIME-FRAME TO IMPLEMENT CORRECTIVE MEASURES	SOURCE DOCUMENT
R & T 12	BASIC SERVICE DELIVERY & INFRASTUCTURE INVESTMENT	Building Upgrade	REPLACEMENT OF LIFTS PROFESSOR NYEMBEZI BUILDING	27	3 old and unsafe lifts	To replace 3 motors and control systems in Prof Nyembezi Building by 30 April 2014	3 motors and 3 control systems replaced in Prof Nyembezi Building by 30 April 2014	Number & Date of motors and control systems replaced	N/A	2 500 000	N/A	CNL	N/A	N/A	NOT APPLICABLE	N/A	N/A	N/A	N/A	3 motors and 3 control systems replaced in Prof Nyembezi Building by 30 April 2014	3 motors and 3 control systems replaced in Prof Nyembezi Building.	3	N/A	N/A	N/A	Completion Certificates
									N/A	220 630 1403	N/A		N/A	N/A	N/A	N/A	N/A	N/A	N/A	N/A	N/A	N/A	N/A	N/A	N/A	N/A
R & T 12	BASIC SERVICE DELIVERY & INFRASTUCTURE INVESTMENT	Building Upgrade	REPLACEMENT OF LIFTS PROFESSOR A S CHETTY BUILDING	27	3 old and unsafe lifts	To replace 3 motors and control systems in AS Chetty Building by 30 April 2014	3 motors and 3 control systems replaced in AS Chetty Building by 30 April 2014	Number & Date of motors and control systems replaced	N/A	2 500 000	N/A	CNL	N/A	N/A	NOT APPLICABLE	N/A	N/A	N/A	N/A	3 motors and 3 control systems replaced in AS Chetty Building by 30 April 2014	3 motors and 3 control systems replaced in Prof Nyembezi Building.	3	N/A	N/A	N/A	Completion Certificates
									N/A	106 630 1401	N/A		N/A	N/A	N/A	N/A	N/A	N/A	N/A	N/A	N/A	N/A	N/A	N/A	N/A	N/A
R & T 12	BASIC SERVICE DELIVERY & INFRASTUCTURE INVESTMENT	Building Upgrade	REPLACEMENT OF LIFT CITY HALL	27	Old and faulty lift	To install and commission a new lift in City Hall by 30 March 2014	1 x new lift installed and commissioned in City Hall by the 30th of March 2014	Number & Date of new lift installed	N/A	1 000 000	N/A	CNL	N/A	Installation of the car lift is 30% completed	1	AMAFA Requirements caused initial delays. All preperatory work of the lift shaft were completed in time for installation however, the late arrival of the new lift from overseas further delayed the scheduled completion of 30 December 2014	Car lift has arrived and the contractor is working weekend to complete before end of July 2014 and lift commissioned before ent of August 2014	30-Aug-14	Monthly progress report	1 x new lift installed and commissioned in City Hall by the 30th of March 2014	Installation of the car lift is 30% completed	1	Late Arrival of City Hall lift Car	Project Is Fastracked	30-Aug-14	Monthly progress report
									N/A	504 630 1401	N/A		N/A	N/A	N/A	N/A	N/A	N/A	N/A	N/A	N/A	N/A	N/A	N/A	N/A	N/A
R & T 12	BASIC SERVICE DELIVERY & INFRASTUCTURE INVESTMENT	Building Upgrade	AIRCONDITIONING INSTALLATION CITY HALL LOUNGE & MEETING ROOM	27	No air cons	To install 3 roof top air cons in City Hall by 31 Dec. 2013	3 x roof top aircon units installed at City Hall by the 31st of December 2013	Number & Date of roof top aircons installed	N/A	750 000	N/A	CNL	N/A	N/A	NOT APPLICABLE	N/A	N/A	N/A	N/A	3 x roof top aircon units installed at City Hall by the 31st of December 2013	Replaced 2 x roof tops and 43 split unit due to change of spec	5	Change of spec and scope of work	N/A	N/A	Monthly progress Report
									N/A	504 630 1402	N/A		N/A	N/A	N/A	N/A	N/A	N/A	N/A	N/A	N/A	N/A	N/A	N/A	N/A	N/A

IDP REF	NATIONAL KEY PERFORMANCE INDICATOR	PROGRAMME	PROJECT	WARD	BASELINE / STATUS QUO	MEASURABLE OBJECTIVE	ANNUAL TARGET / OUTPUT	PERFORMANCE MEASURE	ANNUAL BUDGET INFORMATION				PERFORMANCE REPORTING - QUARTER 4 - MONTH ENDING JUNE 2014							PERFORMANCE REPORTING - ANNUAL PROGRESS 2013/2014 FINANCIAL YEAR						
									OPEX	CAPEX	REVENUE		QUARTER 4 - MONTH ENDING JUNE 2014							ANNUAL PROGRESS 2013/2014 FINANCIAL YEAR						
									VOTE	VOTE	VOTE	FUNDING SOURCE	QUARTER 4 TARGET	QUARTERLY PROGRESS-JUNE 2014 ACTUAL	ACTUAL (1, 2, 3, 4, 5, Not Applicable)	REASON FOR DEVIATION	CORRECTIVE MEASURE	TIME-FRAME TO IMPLEMENT CORRECTIVE MEASURES	SOURCE DOCUMENT	ANNUAL TARGET	ANNUAL TARGET PROGRESS	ACTUAL (1, 2, 3, 4, 5, Not Applicable)	REASON FOR DEVIATION	CORRECTIVE MEASURE	TIME-FRAME TO IMPLEMENT CORRECTIVE MEASURES	SOURCE DOCUMENT
R & T 12	BASIC SERVICE DELIVERY & INFRASTUCTURE INVESTMENT	Building Upgrade	UPGRADE OF FIRE DETECTION SYSTEM CITY HALL	27	Non-functional system	To install a new fire detector system in City Hall by 31 March 2014	Installed a new fire detector system in City Hall by the 31st of March 2014	Date fire detector system installation completed	N/A	400 000	N/A	CNL	N/A	Design completed, tender advertized and closed	1	AMAFA Requirement affected the scope which was anticipated to fall within quotation advert into a full tender process. The advert only closed in May 2014 leaving no chance to conclude this 3 months project before end of June 2014.	The intention is to implement this project in 2014/15 using the City Hall budget. Tenders have been adjudicated for this purpose.	end of November 2014	Opening Tender register. Draft adjudication report.	Installed a new fire detector system in City Hall by the 31st of March 2014	Design completed, tender advertized and closed	1	AMAFA Requirement affected the scope which was anticipated to fall within quotation advert into a full tender process. The advert only closed in early June 2014 leaving no chance to conclude the 2 months project before end of June 2014.	The intention is to implement this project in 2014/15 using the City Hall budget. Tenders are adjudicated for this purpose.	end of November 2014	Opening Tender register. Draft adjudication report.
									N/A	504 630 1403	N/A		N/A	N/A	N/A	N/A	N/A	N/A	N/A	N/A	N/A	N/A	N/A	N/A	N/A	N/A
R & T 12	BASIC SERVICE DELIVERY & INFRASTUCTURE INVESTMENT	Building Upgrade	CCTV INSTALLATION CITY HALL	27	No system	To install new CCTV camera system in City Hall by 31st March 2014	Completed CCTV camera system installation at City Hall by the 31st of March 2014	Date CCTV camera system installed	N/A	400 000	N/A	CNL	N/A	N/A	NOT APPLICABLE	N/A				Completed CCTV camera system installation at City Hall by the 31st of March 2014	Completed installation of 38 CCTV cameras.	3	N/A	N/A	N/A	Monthly progress report
									N/A	504 630 1405	N/A		N/A	N/A	N/A	N/A	N/A	N/A	N/A	N/A	N/A	N/A	N/A	N/A	N/A	N/A
R & T 02	BASIC SERVICE DELIVERY & INFRASTUCTURE INVESTMENT	Upgrading of Roads in Vulindlela	UPGRADE DESIGN OF GRAVEL ROADS - VULINDLELA - D 1128 (Phase 1, 2 and 3)	5	Gravel Road	To complete 2,1 km of D1128 by 28 Feb. 2014	Upgraded 2,1 km road to asphalt surface by the 28th of February 2014	Kms upgraded and date of completion	N/A	4 500 000	N/A	MIG	N/A	2.1km of D1128 Road upgraded to black-top / all weather surfacing.	3	N/A	N/A	N/A	Practical Completion Certificate	Upgraded 2,1 km road to asphalt surface by the 28th of February 2014	2.1km of D1128 Road upgraded to black-top / all weather surfacing.	3	N/A	N/A	N/A	Practical Completion Certificate
									N/A	125 625 1403	N/A		N/A	N/A	N/A	N/A	N/A	N/A	N/A	N/A	N/A	N/A	N/A	N/A	N/A	N/A
R & T 02	BASIC SERVICE DELIVERY & INFRASTUCTURE INVESTMENT	Upgrading of Roads in Greater Edendale	UPGRADE OF GRAVEL ROADS - WILLOWFOUNTAIN ROAD	14	Gravel Road	To upgrade 1,2 km of Willowfountain Main Road by 31 Oct. 2013	Upgraded 1,2 km road to asphalt surface by the 31st of October 2013	Kms upgraded and date of completion	N/A	2 500 000	N/A	MIG	N/A	N/A	NOT APPLICABLE	N/A	N/A	N/A	N/A	Upgraded 1,2 km road to asphalt surface by the 31st of October 2013	Upgraded 1,2 km road to asphalt surface	3	N/A	N/A	N/A	Completion Certificates
									N/A	125 625 1404	N/A		N/A	N/A	N/A	N/A	N/A	N/A	N/A	N/A	N/A	N/A	N/A	N/A	N/A	N/A
R & T 02	BASIC SERVICE DELIVERY & INFRASTUCTURE INVESTMENT	Upgrading of Roads in Greater Edendale	UPGRADING OF GRAVEL ROADS - EDENDALE - MBANJWA RD - 2,0 km	20	Gravel Roads	Upgrading 1,7 km of Mbanjwa Road by 31 Oct. 2013	Upgraded 1.7 km of asphalt surfaced road by the 31st of October 2013	Kms upgraded and date of completion	N/A	2 000 000	N/A	MIG	N/A	N/A	NOT APPLICABLE	N/A	N/A	N/A	N/A	Upgraded 1.7 km of asphalt surfaced road by the 31st of October 2013	Upgraded 1.7 km of asphalt surfaced road	3	N/A	N/A	N/A	Completion Certificates
									N/A	125 625 1405	N/A		N/A	N/A	N/A	N/A	N/A	N/A	N/A	N/A	N/A	N/A	N/A	N/A	N/A	N/A
R & T 02	BASIC SERVICE DELIVERY & INFRASTUCTURE INVESTMENT	Upgrading of Roads in Greater Edendale	UPGRADING OF GRAVEL/GRAVSEAL ROADS - EDENDALE - TAFULENI ROAD - 1.2 km	20	Gravel Roads	To upgrade 2,4 km of Tafuleni Road by 30 October 2013	Upgraded 2,4 km of asphalt surfaced road by the 31st of October 2013	Kms upgraded and date of completion	N/A	2 500 000	N/A	MIG	N/A	N/A	NOT APPLICABLE	N/A	N/A	N/A	N/A	Upgraded 2,4 km of asphalt surfaced road by the 31st of October 2013	Upgraded 2,4 km of asphalt surfaced road	3	N/A	N/A	N/A	Completion Certificates
									N/A	125 625 1406	N/A		N/A	N/A	N/A	N/A	N/A	N/A	N/A	N/A	N/A	N/A	N/A	N/A	N/A	N/A

IDP REF	NATIONAL KEY PER-FORMANCE INDICATOR	PROGRAMME	PROJECT	WARD	BASELINE / STATUS QUO	MEA-SURABLE OBJECTIVE	ANNUAL TARGET / OUTPUT	PERFOR-MANCE MEASURE	ANNUAL BUDGET INFORMATION				PERFORMANCE REPORTING - QUARTER 4 - MONTH ENDING JUNE 2014							PERFORMANCE REPORTING - ANNUAL PROGRESS 2013/2014 FINANCIAL YEAR						
									OPEX	CAPEX	REVENUE		QUARTER 4 - MONTH ENDING JUNE 2014							ANNUAL PROGRESS 2013/2014 FINANCIAL YEAR						
									VOTE	VOTE	VOTE	FUNDING SOURCE	QUARTER 4 TARGET	QUARTERLY PROGRESS-JUNE 2014 ACTUAL	ACTUAL (1, 2, 3, 4, 5, Not Applica-ble)	REASON FOR DEVIA-TION	CORRECTIVE MEASURE	TIME-FRAME TO IMPLEMENT CORRECTIVE MEASURES	SOURCE DOCUMENT	ANNUAL TARGET	ANNUAL TARGET PROGRESS	AC-TUAL (1, 2, 3, 4, 5, Not Ap-plica-ble)	REASON FOR DEVIA-TION	CORRECTIVE MEASURE	TIME-FRAME TO IMPLEMENT CORRECTIVE MEASURES	SOURCE DOCUMENT
R & T 02	BASIC SERVICE DELIVERY & INFRAS-TUCTURE INVESTMENT	Upgrading of Roads in Greater Edendale	HORSE SHOE ACCESS RD AND PASSAGES IN IMBALI STAGE 1 & 2	15, 19	Gravel Roads	To upgrade 0,6 km of Horse Shoe Access Roads and 1,0 km of walkways in Imbali	Upgraded 0,6 km of Horse Shoe Access Roads and 1,0 km of walkways by the 31st of March 2014	Kms upgraded and date of completion	N/A	1 500 000	N/A	MIG	N/A	N/A	NOT APPLICA-BLE	N/A	N/A	N/A	N/A	Upgraded 0,6 km of Horse Shoe Access Roads and 1,0 km of walkways by the 31st of March 2014	Upgraded 0,6 km of Horse Shoe Access Roads and 1,9 km of walkways to all weather surfacing	3	N/A	N/A	N/A	Completion Certificates
									N/A	125 625 1407	N/A		N/A	N/A	N/A	N/A	N/A	N/A	N/A	N/A	N/A	N/A	N/A	N/A	N/A	N/A
R & T 02	BASIC SERVICE DELIVERY & INFRAS-TUCTURE INVESTMENT	Upgrading of Roads in Greater Edendale	UPGRADING OF GRAVEL ROADS - EDENDALE - WARD 22 - 8,4km Natshi Rd, Hadebe Rd, Dipini Rd, Thula Rd, Hlengwa Rd, Bhula Rd, Mthethomusha Rd, Mavimbela Rd, Thusi Rd, Budi Rd and Geris Road	22	Gravel Roads	To upgrade 2,0 km of gravel roads in Ward 22	Upgraded 2,0 km of gravel roads to as-phalt surface standard by the 31st of March 2014	Kms upgraded and date of completion	N/A	2 000 000	N/A	MIG	N/A	N/A	NOT APPLICA-BLE	N/A	N/A	N/A	N/A	Upgraded 2,0 km of gravel roads to as-phalt surface standard by the 31st of March 2014	Upgraded 2,0 km of gravel roads to asphalt surfacing	3	N/A	N/A	N/A	Completion Certificates
									N/A	125 625 1408	N/A		N/A	N/A	N/A	N/A	N/A	N/A	N/A	N/A	N/A	N/A	N/A	N/A	N/A	N/A
R & T 02	BASIC SERVICE DELIVERY & INFRAS-TUCTURE INVESTMENT	Upgrading of Roads in Greater Edendale	UPGRADING OF GRAVEL RDS - EDN - WARD 12 - MOSCOW - 4,0 km - Zabazomuzi Rd, Mngoma Rd, Zwane Rd - MOSCOW AREA RDS	12	Gravel Roads	To complete 1,3 km of as-phalt roads in Moscow by 30 Sept. 2013	Upgraded 1,3 km of asphalt surface roads by 30 Sept. 2013	Kms upgraded and date of completion	N/A	2 500 000	N/A	MIG	N/A	N/A	NOT APPLICA-BLE	N/A	N/A	N/A	N/A	Upgraded 1,3 km of asphalt surface roads by 30 Sept. 2013	Upgraded 1,4 km of Moscow roads to all-weather surfacing.	3	N/A	N/A	N/A	Completion Certificates
									N/A	125 625 1409	N/A		N/A	N/A	N/A	N/A	N/A	N/A	N/A	N/A	N/A	N/A	N/A	N/A	N/A	N/A
R & T 02	BASIC SERVICE DELIVERY & INFRAS-TUCTURE INVESTMENT	Upgrading of Roads in Greater Edendale	UPGRADING OF ROADS IN EDENDALE - KWANYAMAZANE ROADS	13	Rehabilitation of road	2.0km of base layer repaired in Kwanya-mazane Road by 30th of June 2014	2.0km of base layer repairs in Kwanya-mazane Road by 30th of June 2014	Kms upgraded and date of completion	N/A	2 500 000	N/A	MIG	2.0km of base layer repairs in Kwanya-mazane Road by 30th of June 2014	2.0km of base layer repaired in Kwanyamazane Road	3	N/A	N/A	N/A	N/A	2.0km of base layer repairs in Kwanya-mazane Road by 30th of June 2014	2.0km of base layer repaired in Kwanya-mazane Road	3	N/A	N/A	N/A	Completion Certificates
									N/A	125 625 1410	N/A		N/A	N/A	N/A	N/A	N/A	N/A	N/A	N/A	N/A	N/A	N/A	N/A	N/A	N/A
R & T 02	BASIC SERVICE DELIVERY & INFRAS-TUCTURE INVESTMENT	Upgrading of Roads in Greater Edendale	UPGRADING OF GRAVEL ROADS - EDEN-DALE - WARD 16 - 8,0km - Senti Rd, Sbhomoro Rd, Khawula Rd - Dambuza Area - Thulani Rd - Unit J	16	Gravel Roads	To upgrade 0,6 km roads in Ward 16 by 31 Octo-ber 2013	Upgraded 0,6 km black base roads by 31st October 2013	Kms upgraded and date of completion	N/A	1 000 000	N/A	MIG	N/A	N/A	NOT APPLICA-BLE	N/A	N/A	N/A	N/A	Upgraded 0,6 km black base roads by 31st Octo-ber 2013	3.0km up-grade to black base road.	5	Additional Funding was made available	N/A	N/A	Completion Certificates
									N/A	"125 625 1411 "	N/A		N/A	N/A	N/A	N/A	N/A	N/A	N/A	N/A	N/A	N/A	N/A	N/A	N/A	N/A
R & T 02	BASIC SERVICE DELIVERY & INFRAS-TUCTURE INVESTMENT	Upgrading of gravel roads	Upgrading of internal roads in HANIVILLE	29	Gravel Roads	To upgrade 1,2 km of gravel roads in Haniville by 31 December 2013	Upgraded 1,2 km of black-base roads in Haniville by 31 December 2013	Kms upgraded and date of completion	N/A	1 700 000	N/A	MIG	N/A	N/A	NOT APPLICA-BLE	N/A	N/A	N/A	N/A	Upgraded 1,2 km of black-base roads in Haniville by 31 December 2013	Upgraded 1,2 km of black-base roads in Haniville	3	N/A	N/A	N/A	Completion Certificates
									N/A	125 625 1412	N/A		N/A	N/A	N/A	N/A	N/A	N/A	N/A	N/A	N/A	N/A	N/A	N/A	N/A	N/A
R & T 02	BASIC SERVICE DELIVERY & INFRAS-TUCTURE INVESTMENT	Upgrading of Roads in Greater Edendale	UPGRADE GRAVEL ROADS IN EDENDALE: Hlubi Rd, Nkosi Rd, Ntombela Rd, D. Shezi Rd, Ntshingila Rd and Mpungose Rd in Esigodini	12	Gravel Roads	To upgrade 1,4 km of Hlubi, Shezi and Ntshingila Roads to base layer by June 2014	Completed 1,4 km (Hlubi, Shezi and Ntshingila Roads) to base layer by 30th June 2014	Kms upgraded and date of completion	N/A	3 500 000	N/A	MIG	Completed 1,4 km (Hlubi, Shezi and Ntshingila Roads) up to base layer by 30 June 2014	Completed 1,4km to Base Layer level,	3	N/A	N/A	N/A	Monthly progress report	Completed 1,4 km (Hlubi, Shezi and Ntshingila Roads) to base layer by 30th June 2014	Completed 1.4km to Base Layer level,	3	N/A	N/A	N/A	Monthly prog-ress report
									N/A	125 625 1413	N/A		3 500 000	N/A	N/A	N/A	N/A	N/A	N/A	N/A	N/A	N/A	N/A	N/A	N/A	N/A

IDP REF	NATIONAL KEY PERFORMANCE INDICATOR	PROGRAMME	PROJECT	WARD	BASELINE / STATUS QUO	MEASURABLE OBJECTIVE	ANNUAL TARGET / OUTPUT	PERFORMANCE MEASURE	ANNUAL BUDGET INFORMATION				PERFORMANCE REPORTING - QUARTER 4 - MONTH ENDING JUNE 2014							PERFORMANCE REPORTING - ANNUAL PROGRESS 2013/2014 FINANCIAL YEAR						
									OPEX	CAPEX	REVENUE		QUARTER 4 - MONTH ENDING JUNE 2014							ANNUAL PROGRESS 2013/2014 FINANCIAL YEAR						
									VOTE	VOTE	VOTE	FUNDING SOURCE	QUARTER 4 TARGET	QUARTERLY PROGRESS-JUNE 2014 ACTUAL	ACTUAL (1, 2, 3, 4, 5, Not Applicable)	REASON FOR DEVIATION	CORRECTIVE MEASURE	TIME-FRAME TO IMPLEMENT CORRECTIVE MEASURES	SOURCE DOCUMENT	ANNUAL TARGET	ANNUAL TARGET PROGRESS	ACTUAL (1, 2, 3, 4, 5, Not Applicable)	REASON FOR DEVIATION	CORRECTIVE MEASURE	TIME-FRAME TO IMPLEMENT CORRECTIVE MEASURES	SOURCE DOCUMENT
R & T 03	BASIC SERVICE DELIVERY & INFRASTUCTURE INVESTMENT	Upgrading of Roads in Greater Edendale	UPGRADING OF GRAVEL ROADS - EDENDALE - STATION RD (next to Georgetown High School) (Raise & Widen the bridge with associated roadworks)	11	Narrow and low level bridge	To complete excavations and bridge foundation by 30 June 2014	Completed excavation and bridge foundation by the 30th of June 2014	Date excavations and bridge foundations completed	N/A	2 000 000	N/A	MIG	Completed excavation and bridge foundation by the 30 June 2014	Contractor Appointed but cannot establish site due later request for additional studies.	1	Additional studies were requested by Environmental Unit in their comments to DEARD. Water licence concession invalidated by new DWA legislation as at march 2014.	Appeal to DWA of water licence useage concession once watercourse rehab plan is approved. Fast tracking of approvals by DEARD. However, the DEARD has informed Infrastructure that it has a huge backlog. Intervention is required with Department for this project to even start in 2014/15.	Anticipated to start in Feb/March 2015	Water course rehabilitation plan submission to DAEA.	Appointment Letter	Contractor Appointed but cannot establish site due later request for additional studies.	1	Additional studies were requested by Environmental Unit in their comments to DEARD. Water licence concession invalidated by new DWA legislation as at march 2014.	Appeal to DWA of water licence useage concession once watercourse rehab plan is approved. Fast tracking of approvals by DEARD. However, the DEARD has informed Infrastructure that it has a huge backlog. Intervention is required with Department for this project to even start in 2014/15.	Anticipated to start in Feb/March 2015	Appointment letter.
									N/A	125 625 1414	N/A		2 000 000	N/A	N/A	N/A	N/A	N/A	N/A	N/A	N/A	N/A	N/A	N/A	N/A	N/A
R & T 02	BASIC SERVICE DELIVERY & INFRASTUCTURE INVESTMENT	Upgrading of Roads in Greater Edendale	REHABILITATION OF ROADS IN ASHDOWN	23	Gravel Roads	Upgrading of 1,2 km of gravel roads in Ashdown by 30 Sept. 2013	Upgraded 1,2 km black-base roads in Ashdown by the 30th of September 2013	Kms upgraded and date of completion	N/A	1 500 000	N/A	MIG	N/A	N/A	NOT APPLICABLE	N/A	N/A	N/A	N/A	Upgraded 1,2 km black-base roads in Ashdown by the 30th of September 2013	Upgraded 1,2 km of roads to all weather surfacing in Ashdown	3	N/A	N/A	N/A	Completion Certificate
									N/A	125 625 1415	N/A		N/A	N/A	N/A	N/A	N/A	N/A	N/A	N/A	N/A	N/A	N/A	N/A	N/A	N/A
R & T 02	BASIC SERVICE DELIVERY & INFRASTUCTURE INVESTMENT	Upgrading of Roads in Greater Edendale	UPGRADING OF GRAVEL ROADS - EDENDALE - MACHIBISA / DAMBUZA RDS - Phase 2	21	Gravel Roads	To upgrade 1,3 km of Manana Road in Dambuza by 30 Aug. 2013	Upgraded 1,3 km of asphalt road by 30th of August 2013	Kms completed and date of completion	N/A	2 000 000	N/A	MIG	N/A	N/A	NOT APPLICABLE	N/A	N/A	N/A	N/A	Upgraded 1,3 km of asphalt road by 30th of August 2013	Upgraded 1,3 km of asphalt road	3	N/A	N/A	N/A	Completion Certificates
									N/A	125 625 1416	N/A		N/A	N/A	N/A	N/A	N/A	N/A	N/A	N/A	N/A	N/A	N/A	N/A	N/A	N/A
R & T 02	BASIC SERVICE DELIVERY & INFRASTUCTURE INVESTMENT	Upgrading of Roads in Greater Edendale	UPGRADING OF GRAVEL ROADS - GREATER EDENDALE - IMBALI BB - PHASE 2: New road next to Zondi store, Kancane Rd, Sibukosizwe Rd	17	Gravel Roads	To upgrade 1,0 km of gravel roads to surface road by 31 March 2014	Upgraded 1,0 km of gravel roads to black base by the 31 March 2014	Kms upgraded and date of completion	N/A	1 500 000	N/A	MIG	N/A	N/A	NOT APPLICABLE	N/A	N/A	N/A	N/A	Upgraded 1,0 km of gravel roads to black base by the 31 March 2014	Upgraded 2,0 km of gravel roads to black base	4	Additional Funding was made available	N/A	N/A	Completion Certificates
									N/A	125 625 1417	N/A		N/A	N/A	N/A	N/A	N/A	N/A	N/A	N/A	N/A	N/A	N/A	N/A	N/A	N/A
R & T 02	BASIC SERVICE DELIVERY & INFRASTUCTURE INVESTMENT	Upgrading of Roads in Greater Edendale	UPGRADING OF GRAVEL ROADS - GREATER EDENDALE - Shembe Rd and Joe Ngidi rd	12	Gravel Roads	To upgrade 1,2 km of gravel road in Ward 12 by the 31 March 2014	Upgraded 1,2 km of black base roads by the 31 March 2014	Kms completed and date of completion	N/A	2 500 000	N/A	MIG	N/A	N/A	NOT APPLICABLE	N/A	N/A	N/A	N/A	Upgraded 1,2 km of black base roads by the 31 March 2014	Upgraded 1,8 km of black base roads	3	N/A	N/A	N/A	Completion Certificates
									N/A	125 625 1418	N/A		N/A	N/A	N/A	N/A	N/A	N/A	N/A	N/A	N/A	N/A	N/A	N/A	N/A	N/A

IDP REF	NATIONAL KEY PERFORMANCE INDICATOR	PROGRAMME	PROJECT	WARD	BASELINE / STATUS QUO	MEASURABLE OBJECTIVE	ANNUAL TARGET / OUTPUT	PERFORMANCE MEASURE	ANNUAL BUDGET INFORMATION				PERFORMANCE REPORTING - QUARTER 4 - MONTH ENDING JUNE 2014							PERFORMANCE REPORTING - ANNUAL PROGRESS 2013/2014 FINANCIAL YEAR						
									OPEX	CAPEX	REVENUE		QUARTER 4 - MONTH ENDING JUNE 2014							ANNUAL PROGRESS 2013/2014 FINANCIAL YEAR						
									VOTE	VOTE	VOTE	FUNDING SOURCE	QUARTER 4 TARGET	QUARTERLY PROGRESS-JUNE 2014 ACTUAL	ACTUAL (1, 2, 3, 4, 5, Not Applicable)	REASON FOR DEVIATION	CORRECTIVE MEASURE	TIME-FRAME TO IMPLEMENT CORRECTIVE MEASURES	SOURCE DOCUMENT	ANNUAL TARGET	ANNUAL TARGET PROGRESS	ACTUAL (1, 2, 3, 4, 5, Not Applicable)	REASON FOR DEVIATION	CORRECTIVE MEASURE	TIME-FRAME TO IMPLEMENT CORRECTIVE MEASURES	SOURCE DOCUMENT
R & T 02	BASIC SERVICE DELIVERY & INFRASTUCTURE INVESTMENT	Upgrading of Roads in Greater Vulindlela	UPGRADING OF GRAVEL ROADS - VULINDLELA - D2069 (Mthalane Rd) - 2,0 km	2	Gravel Roads	To upgrade a 2,0 km section of D2069 Road by 28 Feb. 2014	Upgraded 2,0 km of asphalt road upgrade completed by 28 February 2014	Kms upgraded and date of completion	N/A	4 000 000	N/A	MIG	N/A	Sub Base layer and stormwater drainage completed.	1	Historic Delays of storms during rainy season; EIA Authorisation and poor performance from the contractor due to cash flow problems resulted in the delay for this project.	Revised Construction plan and contractor working even on weekends to complete the project.	30-Aug-14	Monthly progress report	Upgraded 2,0 km of asphalt road upgrade completed by 28 February 2014	Sub Base layer and stormwater drainage completed.	1	Historic Delays of storms during rainy season; EIA Authorisation and poor performance from the contractor due to cash flow problems resulted in the delay for this project.	Revised Construction plan and contractor working even on weekends to complete the project.	30-Aug-14	Monthly progress report
									N/A	125 625 1419	N/A		N/A	N/A	N/A	N/A	N/A	N/A	N/A	N/A	N/A	N/A	N/A	N/A	N/A	N/A
R & T 02	BASIC SERVICE DELIVERY & INFRASTUCTURE INVESTMENT	Upgrading of Roads in Greater Edendale	UPGRADING OF GRAVEL ROADS - GREATER EDENDALE - Caluza Roads	2	Gravel Roads	To upgrade 0.9 km roads in Caluza Township by 30 March 2014	Upgraded 0,9 km of black top roads	KM	N/A	1 700 000	N/A	MIG	N/A	N/A	NOT APPLICABLE	N/A	N/A	N/A	N/A	Upgraded 0,9 km of black top roads	Upgraded2.8km of black top roads	5	Additional Funding was made available from Caluza Sport Hall project that was cancelled	N/A	N/A	Completion Certificates
									N/A	125 625 1420	N/A		N/A	N/A	N/A	N/A	N/A	N/A	N/A	N/A	N/A	N/A	N/A	N/A	N/A	N/A
R & T 06	BASIC SERVICE DELIVERY & INFRASTUCTURE INVESTMENT	Rehabilitation of Municipal Roads- PMS	ROAD REHABILITATION - PMS	Various	13161 m²	To rehabilitate 8 000 m² of road surface by 30th of June 2014	Rehabilitation of 8,000 m² road surface by the 30 June 2014	m²	N/A	5 000 000	N/A	CNL	Rehabilitation of 8,000 m² road surface by the 30 June 2014	Rehabilitated 36735 m² road surface (equivalent to 6.12km achieved if a 6m width road is used to convert the units of measurements as a text book exercise)	5	More cost effective rehab methods were applied to stretch the little budget that was made available in 2013/14.	N/A	N/A	Completion Certificates	Rehabilitation of 8,000 m² road surface by the 30 June 2014	Rehabilitated 36735 m² road surface (equivalent to 6.12km achieved if a 6m width road is used to convert the units of measurements as a text book exercise)	5	More cost effective rehab methods were applied to stretch the little budget that was made available in 2013/14.	N/A	N/A	Completion Certificates
									N/A	125 625 1423	N/A		N/A	N/A	N/A	N/A	N/A	N/A	N/A	N/A	N/A	N/A	N/A	N/A	N/A	N/A
R & T 07	BASIC SERVICE DELIVERY & INFRASTUCTURE INVESTMENT	Major Road Upgrade	CONNOR - OTTO'S BLUFF ROADS - LINK	25	Informal Road	To complete the design of Connor-Otto Bluff Link Road by 28 Feb. 2014	Design report completed for Connor-Otto Bluff Link Road by 28 Feb. 2014	Date Design report completed	N/A	300 000	N/A	CNL	N/A	Conceptual Design report recieved from the appointed Service Provider was very poor despite numerous engagement with the Infrastructure the SP couldn't perfoform. The report could not be accepted by Infrastructure. Head; SCM was engaged.	2	Poor and unacceptable report was received from the Service Provider and was rejected. The IS BU recommended that the SP be not paid for inferior work given.	Written communication to LTE Consulting requesting deliverables. Consultant was called in by Head: SCM.	New Service Provider to be engaged for this exercise including detail design and EIA in 2014/15	Correspondences with the Service Provider.	Design report completed for Connor-Otto Bluff Link Road by 28 Feb. 2014	Conceptual Design report recieved from the appointed Service Provider was very poor despite numerous engagement with the Infrastructure the SP couldn't perfoform. The report could not be accepted by Infrastructure. Head; SCM was engaged.	2	Poor and unacceptable report was received from the Service Provider and was rejected. The IS BU recommended that the SP be not paid for inferior work given.	Written communication to LTE Consulting requesting deliverables. Consultant was called in by Head: SCM.	New Service Provider to be engaged for this exercise including detail design and EIA in 2014/15	Correspondences with the Service Provider.
									N/A	125 625 1424	N/A		N/A	N/A	N/A	N/A	N/A	N/A	N/A	N/A	N/A	N/A	N/A	N/A	N/A	N/A

IDP REF	NATIONAL KEY PERFORMANCE INDICATOR	PROGRAMME	PROJECT	WARD	BASELINE / STATUS QUO	MEASURABLE OBJECTIVE	ANNUAL TARGET / OUTPUT	PERFORMANCE MEASURE	ANNUAL BUDGET INFORMATION				PERFORMANCE REPORTING - QUARTER 4 - MONTH ENDING JUNE 2014							PERFORMANCE REPORTING - ANNUAL PROGRESS 2013/2014 FINANCIAL YEAR						
									OPEX	CAPEX	REVENUE		QUARTER 4 - MONTH ENDING JUNE 2014							ANNUAL PROGRESS 2013/2014 FINANCIAL YEAR						
									VOTE	VOTE	VOTE	FUNDING SOURCE	QUARTER 4 TARGET	QUARTERLY PROGRESS-JUNE 2014 ACTUAL	ACTUAL (1, 2, 3, 4, 5, Not Applicable)	REASON FOR DEVIATION	CORRECTIVE MEASURE	TIME-FRAME TO IMPLEMENT CORRECTIVE MEASURES	SOURCE DOCUMENT	ANNUAL TARGET	ANNUAL TARGET PROGRESS	ACTUAL (1, 2, 3, 4, 5, Not Applicable)	REASON FOR DEVIATION	CORRECTIVE MEASURE	TIME-FRAME TO IMPLEMENT CORRECTIVE MEASURES	SOURCE DOCUMENT
R & T 01	BASIC SERVICE DELIVERY & INFRASTUCTURE INVESTMENT	SWD Upgrade	UPGRADE SWD IN GREATER EDENDALE - Flooding Houses in Smeroe	20	Collapsing Houses	To complete investigation of collapsing houses suspected to be affected by storm-water or sub-surface drainage by 31 March 2014	Investigation report on collapsing houses suspected to be affected by stormwater or sub-surface drainage with recommendations submitted to SMC by the 31st of March 2014	Date submitted to SMC	N/A	300 000	N/A	MIG	N/A	Report and its recommendations finalised and presented to relevant Business Units Official for comments and inputs.	2	Historic Delay in the awarding of the contract.	The report and recommendations to serve at SMC in July 2014	end of July 2014	Report of the appointed specialist Geotec Consultant	Investigation report on collapsing houses suspected to be affected by stormwater or sub-surface drainage with recommendations submitted to SMC by the 31st of March 2014	Report and its recommendations finalised and presented to relevant Business Units Official for comments and inputs.	2	Historic Delay in the awarding of the contract.	The report and recommendations to serve at SMC in July 2014	end of July 2014	Report of the appointed specialist Geotec Consultant
									N/A	126 602 1401.	N/A		N/A	N/A	N/A	N/A	N/A	N/A	N/A	N/A	N/A	N/A	N/A	N/A	N/A	N/A
R & T 03	BASIC SERVICE DELIVERY & INFRASTUCTURE INVESTMENT	Bridge Upgrade	GRIMTHORPE ROAD BRIDGE (Design and EIA)	35	Low level unsafe bridge	To complete a design and finalised EIA investigation and submit to DEARD by 20 June 2014	Design completed and EIA investigation report submitted to DEARD by the 20th of June 2014	Date report submitted to DEARD	N/A	400 000	N/A	CNL	Design completed and EIA investigation report submitted to DEARD by the 20th of June 2014	Design completed and EIA investigation report submitted to DEARD	3	N/A	N/A	N/A	EIA and design reports	Design completed and EIA investigation report submitted to DEARD by the 20th of June 2014	Design completed and EIA investigation report submitted to DEARD	3	N/A	N/A	N/A	EIA and design reports
									N/A	129 614 1401	N/A		400 000	N/A	N/A	N/A	N/A	N/A	N/A	N/A	N/A	N/A	N/A	N/A	N/A	N/A
R & T 04	BASIC SERVICE DELIVERY & INFRASTUCTURE INVESTMENT	Road Safety	INSTALLATION OF TRAFFIC SIGNALS	Various	Stop sign controlled intersections	To upgrade 3 intersections into signalised traffic control by 31 March 2014	Installed traffic signals in 3 intersections by the 31st of March 2014	Number and date of traffic signal installations	N/A	1 000 000	N/A	CNL	N/A	N/A	NOT APPLICABLE	N/A	N/A	N/A	N/A	Installed traffic signals in 3 intersections by the 31st of March 2014	Completed installation of 4 Traffic Signals.	3	N/A	N/A	N/A	Completion Certificates
									N/A	131 633 1401	N/A		N/A	N/A	N/A	N/A	N/A	N/A	N/A	N/A	N/A	N/A	N/A	N/A	N/A	N/A
R & T 04	BASIC SERVICE DELIVERY & INFRASTUCTURE INVESTMENT	Road Safety	TRAFFIC CALMING MEASURES	Various	Unsafe sites for pedestrians	30 x speed humps in various approved sites installed by 31 March 2014	Installed 30 speed humps by the 31st of March 2014	Number and date speed humps installed	N/A	1 000 000	N/A	CNL	N/A	N/A	NOT APPLICABLE	N/A	N/A	N/A	N/A	Installed 30 speed humps by the 31st of March 2014	Installed 90 Speed Humps	5	Received Tender Prices are more than 50% lower than previous contracts prices. Therefore more speed humps were installed taking advantage of cheaper prices.	N/A	N/A	Completion Certificates
									N/A	131 633 1401	N/A		N/A	N/A	N/A	N/A	N/A	N/A	N/A	N/A	N/A	N/A	N/A	N/A	N/A	N/A
R & T 04	BASIC SERVICE DELIVERY & INFRASTUCTURE INVESTMENT	Road Safety	NEW TRAFFIC SIGNALS CONTROLLER	Various	No spare parts for signals	To purchase 18 controllers for traffic signals by 31st of March 2014	18 x controllers for traffic signals purchased by 31st of March 2014	Number and date traffic signals purchased	N/A	780 000	N/A	CNL	N/A	N/A	NOT APPLICABLE	N/A	N/A	N/A	N/A	18 x controllers for traffic signals purchased by 31st of March 2014	18 X traffic signals controllers purchased	3	N/A	N/A	N/A	Delivery Notes
									N/A	131 633 1402	N/A		N/A	N/A	N/A	N/A	N/A	N/A	N/A	N/A	N/A	N/A	N/A	N/A	N/A	N/A
R & T 04	BASIC SERVICE DELIVERY & INFRASTUCTURE INVESTMENT	Road Safety	TRAFFIC LIGHT SPARES, EQUIPMENT & TOOLS	Various	No spare parts for signals	To purchase as per spec. by 31 Dec. 2013	Purchase spares, equipment and tools as per spec. by 31st December 2013	Date spares purchased	N/A	500 000	N/A	CNL	N/A	N/A	NOT APPLICABLE	N/A	N/A	N/A	N/A	Purchase spares, equipment and tools as per spec. by 31st December 2013	Tools, spares and equipment were purchased as per specifications	3	N/A	N/A	N/A	Goods Received Note. (GRS/GRN)
									N/A	131 654 1401	N/A		N/A	N/A	N/A	N/A	N/A	N/A	N/A	N/A	N/A	N/A	N/A	N/A	N/A	N/A

ELECTRICITY UNIT OVERVIEW

SDBIP 2013/2014 4TH QUARTER (QUARTER ENDING JUNE 2014) & ANNUAL PROGRESS REPORT

	TOTAL PROJECTS	KEY
	1 NIL ACHIEVED	
	2 TARGET PARTIALLY MET	
	3 TARGET MET	
	4 TARGET EXCEEDED	
	5 TARGET EXCEEDED BY 100 %	
	NOT APPLICABLE	

1 ELECTRICITY UNIT OVERVIEW

1.1 TOTAL PROJECTS: 9

1.1.1 OPERATING PROJECTS 0

1.1.2 CAPITAL PROJECTS 9

1.2 GRAPHICAL REPRESENTATION OF PERFORMANCE: CAPITAL PROJECTS

ELECTRICITY UNIT OVERVIEW
SDBIP 2013/2014 4th QUARTER (QUARTER ENDING JUNE 2014) & ANNUAL PROGRESS REPORT

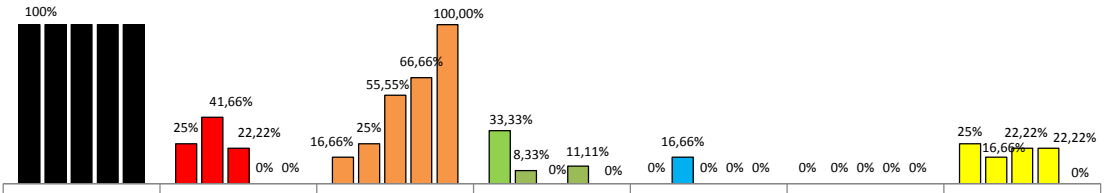

	TOTAL PROJECTS	1 NIL ACHIEVED	2 TARGET PARTIALLY MET	3 TARGET MET	4 TARGET EXCEEDED	5 TARGET EXCEEDED BY 100 %	NOT APPLICABLE
QUARTER 1	100%	25%	16,66%	33,33%	0%	0%	25%
QUARTER 2	100%	41,66%	25%	8,33%	16,66%	0%	16,66%
QUARTER 3	100%	22,22%	55,55%	0%	0%	0%	22,22%
QUARTER 4	100%	0%	66,66%	11,11%	0%	0%	22,22%
ANNUAL	100%	0%	100,00%	0%	0%	0%	0%

CITY OF CHOICE
PIETERMARITZBURG
MSUNDUZI

SERVICE DELIVERY & BUDGET IMPLEMENTATION PLAN FOR THE 2013/2014 FINANCIAL YEAR

BUSINESS UNIT: INFRASTRUCTURE SERVICES

SUB UNIT: ELECTRICITY

IDP REFERENCE	NATIONAL KEY PERFORMANCE INDICATOR	PROGRAMME	PROJECT	WARD	BASELINE / STATUS QUO	MEASURABLE OBJECTIVE	ANNUAL TARGET / OUTPUT	PERFORMANCE MEASURE	ANNUAL BUDGET INFORMATION				PERFORMANCE REPORTING - QUARTER 4 - MONTH ENDING JUNE 2014							PERFORMANCE REPORTING - ANNUAL PROGRESS 2013/2014 FINANCIAL YEAR						
									OPEX	CAPEX	REVENUE		QUARTER 4 - MONTH ENDING JUNE 2014							ANNUAL PROGRESS 2013/2014 FINANCIAL YEAR						
									VOTE	VOTE	VOTE	FUNDING SOURCE	QUARTER 4 TARGET	QUARTERLY PROGRESS - JUNE 2014 ACTUAL	ACTUAL (1, 2, 3, 4, 5, Not Applicable)	REASON FOR DEVIATION	CORRECTIVE MEASURE	TIME-FRAME TO IMPLEMENT CORRECTIVE MEASURES	SOURCE DOCUMENT	ANNUAL TARGET	ANNUAL TARGET PROGRESS	ACTUAL (1, 2, 3, 4, 5, Not Applicable)	REASON FOR DEVIATION	CORRECTIVE MEASURE	TIME-FRAME TO IMPLEMENT CORRECTIVE MEASURES	SOURCE DOCUMENT
ELEC 01	BASIC SERVICE DELIVERY & INFRASTUCTURE INVESTMENT	Electricity Provision	Mini Substations	All	13.1 hours on average, 1550 incidents in 2012	To minimise energy disruptions to 6 hours on average	6 Mini Substations purchased by the 30th of September 2013	Number of substations purchased	N/A	R 1 500 000.00	N/A	CNL	N/A	N/A	NOT APPLICABLE	N/A	N/A	N/A	N/A	6 Mini Substations purchased by the 30th of September 2013	5	2	Less equipment were received during 2013/14purchased due to limited funds	More equipment to be purchased during the 2014/15 financial year	Place orders during October 2014 with expected delivery by June 2015	Requisitions and orders to be placed
									N/A	713 605 1402	N/A		N/A	N/A	N/A	N/A	N/A	N/A	N/A	N/A	N/A	N/A	N/A	N/A	N/A	N/A	N/A
ELEC 01	BASIC SERVICE DELIVERY & INFRASTUCTURE INVESTMENT	Electricity Provision	Switchgears	All	13.1 hours on average, 1550 incidents in 2012	To minimise energy disruptions to 6 hours on average	Replacement of 45 obsolete switchgear panels by the 30th of June 2014	Number of switchgear panels replaced	N/A	R 5 400 000.00	N/A	CNL	Replacement of 15 obselete switchgear panels.	9	2	Incomplete substation buildings	Building section to complete substation building and hand them over to electricity	30-Aug-14	Monthly report	Replacement of 45 obsolete switchgear panels by the 30th of June 2014	31	2	Incomplete substation Buildings	7-day quote to be advertised to complete outstanding work by Building Section	30 August 2014 to complete all outstanding works and then hand over to electricity for equipping	Monthly reports and other communications
									N/A	713 605 1402	N/A		R 600 000.00	N/A	N/A	N/A	N/A	N/A	N/A	N/A	N/A	N/A	N/A	N/A	N/A	N/A	N/A
ELEC 01	BASIC SERVICE DELIVERY & INFRASTUCTURE INVESTMENT	Electricity Provision	Replacement	All	13.1 hours on average, 1550 incidents in 2012	To minimise energy disruptions to 6 hours on average	Replacement of 45 obsolete interswitch/ magnefix with 45 Ring Main Unit by the 30th of June 2014	Number of Obsolete interswitch/ magnefix replaced	N/A	R 315 000.00	N/A	CNL	Replacement of 15 obsolete interswitch/ magnefix with 5 RMU	5	2	Few RMU's were purchased from last financial year leading to few replacement being completed	More RMU's to be purchased and replaced in the 2014/15 financial year	June 2015 to receive new equipments	Requisitions and orders to be placed	Replacement of 45 obsolete interswitch/magnefix with 45 Ring Main Unit by the 30th of June 2014	27	2	Few RMU's were purchased from last financial year leading to few replacement being completed	More RMU's to be replaced during the 2014/15 financial year	Replace RMU's as we receive equipment during last quarter of 2014/15 financial year	Installation and commissioning documents
									N/A	713 605 1402	N/A		R105 000. 00	N/A	N/A	N/A	N/A	N/A	N/A	N/A	N/A	N/A	N/A	N/A	N/A	N/A	N/A
ELEC 01	BASIC SERVICE DELIVERY & INFRASTUCTURE INVESTMENT	Electricity Provision	RMU's	All	13.1 hours on average, 1550 incidents in 2012	To minimise energy disruptions to 6 hours on average	Purchase of 45 RMU by 30th of September 2013	Number of RMU's purchased	N/A	R 2 475 000.00	N/A	CNL	N/A	N/A	NOT APPLICABLE	N/A	N/A	N/A	N/A	Purchase of 45 RMU by 30th of September 2013	31	2	Insufficient funds led reprioritisation of equipment to be purchased.	More equipment to be purchased during the 2014/15 financial year	Place orders during October 2014 with expected delivery by June 2015	Requisitions and orders to be placed
									N/A	713 605 1402	N/A		N/A	N/A	N/A	N/A	N/A	N/A	N/A	N/A	N/A	N/A	N/A	N/A	N/A	N/A	N/A
ELEC 01	BASIC SERVICE DELIVERY & INFRASTUCTURE INVESTMENT	Electricity Provision	Substations	All	13.1 hours on average, 1550 incidents in 2012	To minimise energy disruptions to 6 hours on average	Replacement of 15 Minisubstations by the 30th of June 2014	Number of substations replaced	N/A	R 375 000.00	N/A	CNL	Replacement of 3 Minisubstations by the 30th of June 2014	4	3	N/A	N/A	N/A	Requisitions and Purchase orders	Replacement of 15 Minisubstations by the 30th of June 2014	10	2	Less equipment were replaced due to limited equipment that was purchased	More equipment to be purchased during the 2014/15 financial year and replaced as required	Replace minisub's as we receive equipment during last quarter of 2014/15 financial year	Installation and commissioning documents
									N/A	713 605 1402	N/A		R 25 000.00	N/A	N/A	N/A	N/A	N/A	N/A	N/A	N/A	N/A	N/A	N/A	N/A	N/A	N/A

IDP REFERENCE	NATIONAL KEY PERFORMANCE INDICATOR	PROGRAMME	PROJECT	WARD	BASELINE / STATUS QUO	MEASURABLE OBJECTIVE	ANNUAL TARGET / OUTPUT	PERFORMANCE MEASURE	ANNUAL BUDGET INFORMATION				PERFORMANCE REPORTING - QUARTER 4 - MONTH ENDING JUNE 2014							PERFORMANCE REPORTING - ANNUAL PROGRESS 2013/2014 FINANCIAL YEAR						
									OPEX	CAPEX	REVENUE		QUARTER 4 - MONTH ENDING JUNE 2014							ANNUAL PROGRESS 2013/2014 FINANCIAL YEAR						
									VOTE	VOTE	VOTE	FUNDING SOURCE	QUARTER 4 TARGET	QUARTERLY PROGRESS - JUNE 2014 ACTUAL	ACTUAL (1, 2, 3, 4, 5, Not Applicable)	REASON FOR DEVIATION	CORRECTIVE MEASURE	TIME-FRAME TO IMPLEMENT CORRECTIVE MEASURES	SOURCE DOCUMENT	ANNUAL TARGET	ANNUAL TARGET PROGRESS	ACTUAL (1, 2, 3, 4, 5, Not Applicable)	REASON FOR DEVIATION	CORRECTIVE MEASURE	TIME-FRAME TO IMPLEMENT CORRECTIVE MEASURES	SOURCE DOCUMENT
ELEC 02	BASIC SERVICE DELIVERY & INFRASTUCTURE INVESTMENT	Electricity Provision	Upgrade of substations	All	370MVA	1 x substations upgraded by the 30th of June 2014	Upgrade of Northdale substation by the 30th of June 2014	Date upgrade Completed	N/A	R100 000 000. 00	N/A	DoE	Upgrade of Northdale substation by the 30th of June 2014	Construction of Switchroom and other Civil works in progress	2	Delays in the procurement of supplier services led to delays in completion of the project	IDT to fastrack construction	immediately	Requisitions and Purchase orders	Upgrade of Northdale substation by the 30th of June 2014	Substation building extension including fencing is in progress. 132kV yard alterations is also in progress	2	Various reasons, including late appointment of suppliers by IDT, contractual dispute with suppliers that eventually led to cancellation of the contract. Appointment of the new contractor took long to finalize.	New contractors have been appointed and work is progressing. More teams to be brought on board to at least complete the project without any further delays.	immediately	IDT Reports
						Purchase pf 132kv underground cables	Establishment of 132kv city grid phase 1 by the 30th of june 2014	Receipt of cables by stores					Establishment of 132kv city grid phase 1 by the 30th of june 2014	Tender adverts for 132kV Cables & Switchgear published	2	Delays in the procurement of supplier services led to delays in completion of the project	IDT to fastrack the evaluation of tenders and appointment of service providers	immediately	IDT monthly report	Establishment of 132kv city grid phase 1 by the 30th of june 2014	Tenders were advertised and closed, IDT finalizing evaluation and appointments	2	Tenders had a challenge regarding inclusion of local content on cables and was being addressed with DTI. This resulted in advertising very late.	Tenders have been advertised already and project is in progress	immediately	IDT Reports
									N/A	713 605 1401	N/A		R 7 936 900.00	N/A	N/A	N/A	N/A	N/A	N/A	N/A	N/A	N/A	N/A	N/A	N/A	N/A
ELEC 04	BASIC SERVICE DELIVERY & INFRASTUCTURE INVESTMENT	High Mast Lights	Installations	1, 2, 12, 13, 14, 15, 17, 18, 19	0	Installation of high mast lights	Installation of 26 high mast lights by the 30th of June 2014	No. of high mast lights installed	N/A	R 8 000 000.00	N/A	MIG	Installation of 26 high mast lights by the 30th of June 2014	Excavations have commenced on site, Application for supply to Eskom made and being completed by the Municipality.	2	Delays in the procurement of supplier services led to delays in completion of the project	IDT to fastrack receipt of materials from their suppliers inlcuding addidng more teams on the Civil construction of High Masts bases	immediately	IDT monthly report	Installation of 26 high mast lights by the 30th of June 2014	Civil works for foundations is in progress, Oder for High Masts have been placed. Application to Eskom for Supply to High Masts is in progress.	2	Late finalization of procurement of suppliers by IDT	Place all orders for materials needed while waiting for delivery construction must progress.	immediately	IDT Reports
									N/A	713 618 1401	N/A		R 2 919 284.52	N/A	N/A	N/A	N/A	N/A	N/A	N/A	N/A	N/A	N/A	N/A	N/A	N/A
ELEC 05	BASIC SERVICE DELIVERY & INFRASTUCTURE INVESTMENT	Electricity Provision	Basic electricity	Various	68000 households with basic electricity	To provide 2000 households with basic electricity	2000 households provided with basic electricity by the 30th of June 2014	No. of households provided with basic electricity	N/A	R 23 000 000.00	N/A	DoE	2000 households provided with basic electricity by the 30th of June 2014	Contractor appointment finalized and supply of meters contract awarded. Site establishment in progress.	2	Delays in the procurement of supplier services led to delays in completion of the project	IDT to increase number of teams on site	immediately	IDT Monthly report	2000 households provided with basic electricity by the 30th of June 2014	Contractor appointment finalized and supply of meters contract awarded. Site establishment in progress.	2	Delays in the procurement of supplier services led to delays in completion of the project	IDT to increase number of teams on site	immediately	IDT Reports
									N/A	713 605 1401	N/A		R 1 500 000.00	N/A	N/A	N/A	N/A	N/A	N/A	N/A	N/A	N/A	N/A	N/A	N/A	N/A

LANDFILL SITE OVERVIEW

SDBIP 2013/2014 4TH QUARTER (QUARTER ENDING JUNE 2014) & ANNUAL PROGRESS REPORT

	TOTAL PROJECTS	KEY
	1 NIL ACHIEVED	
	2 TARGET PARTIALLY MET	
	3 TARGET MET	
	4 TARGET EXCEEDED	
	5 TARGET EXCEEDED BY 100 %	
	NOT APPLICABLE	

1 ELECTRICITY UNIT OVERVIEW

1.1 TOTAL PROJECTS: 5
- **1.1.1 OPERATING PROJECTS 0**
- **1.1.2 CAPITAL PROJECTS 5**

1.2 GRAPHICAL REPRESENTATION OF PERFORMANCE: CAPITAL PROJECTS

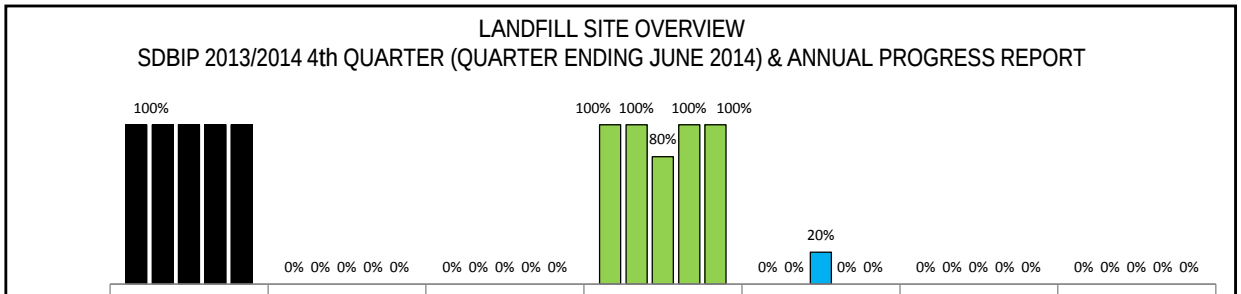

	TOTAL PROJECTS	1 NIL ACHIEVED	2 TARGET PARTIALLY MET	3 TARGET MET	4 TARGET EXCEEDED	5 TARGET EXCEEDED BY 100 %	NOT APPLICABLE
QUARTER 1	100%	0%	0%	100%	0%	0%	0%
QUARTER 2	100%	0%	0%	100%	0%	0%	0%
QUARTER 3	100%	0%	0%	80%	20%	0%	0%
QUARTER 4	100%	0%	0%	100%	0%	0%	0%
ANNUAL	100%	0%	0%	100%	0%	0%	0%

CITY OF CHOICE
PIETERMARITZBURG
MSUNDUZI

SERVICE DELIVERY & BUDGET IMPLEMENTATION PLAN FOR THE 2013/2014 FINANCIAL YEAR

BUSINESS UNIT: INFRASTRUCTURE SERVICES

SUB UNIT: LANDFILL

IDP REFERENCE	NATIONAL KEY PERFORMANCE INDICATOR	PROGRAMME	PROJECT	WARD	BASELINE / STATUS QUO	MEASURABLE OBJECTIVE	ANNUAL TARGET / OUTPUT	PERFORMANCE MEASURE	ANNUAL BUDGET INFORMATION				PERFORMANCE REPORTING - QUARTER 4 - MONTH ENDING JUNE 2014							PERFORMANCE REPORTING - ANNUAL PROGRESS 2013/2014 FINANCIAL YEAR						
									OPEX	CAPEX	REVENUE		QUARTER 4 - MONTH ENDING JUNE 2014							ANNUAL PROGRESS 2013/2014 FINANCIAL YEAR						
									VOTE	VOTE	VOTE	FUNDING SOURCE	QUARTER 4 TARGET	QUARTERLY PROGRESS-JUNE 2014 ACTUAL	ACTUAL (1, 2, 3, 4, 5, Not Applicable)	REASON FOR DEVIATION	CORRECTIVE MEASURE	TIME-FRAME TO IMPLEMENT CORRECTIVE MEASURES	SOURCE DOCUMENT	ANNUAL TARGET	ANNUAL TARGET PROGRESS	ACTUAL (1, 2, 3, 4, 5, Not Applicable)	REASON FOR DEVIATION	CORRECTIVE MEASURE	TIME-FRAME TO IMPLEMENT CORRECTIVE MEASURES	SOURCE DOCUMENT
LF 01	BASIC SERVICE DELIVERY & INFRASTUCTURE INVESTMENT	Extension of the life of the Landfill Site	Infrastructure upgrade	All	Waste compacted to existing berm height of 30m from ground level	Construct 1500m length by 2m height and 9m base of containment berm	1500m length by 2m height and 9m base of containment berm constructed by the 30th of June 2014	Completed 1500m of containment berm to height of 2m with 9m base compacted to 95% density utilising G7 material	N/A	R2 900 000. 00	R7 500 000. 00	MIG	1500m length by 2m height and 9m base of containment berm constructed by the 30th of June 2014	Construction of berm completed	3	N/A	N/A	N/A	Site minutes & SCM Monitoring Office report	1500m length by 2m height and 9m base of containment berm constructed by the 30th of June 2014	1500m length by 2m height and 9m base of containment berm constructed by the 30th of June 2014	3	N/A	N/A	N/A	Site minutes & SCM Monitoring Office report
									N/A	185 642 1401	185 469 8556		467 750	N/A	N/A	N/A	N/A	N/A	N/A	N/A	N/A	N/A	N/A	N/A	N/A	N/A
LF 02	BASIC SERVICE DELIVERY & INFRASTUCTURE INVESTMENT	Extension of the life of the Landfill Site	Infrastructure upgrade	All	31 600sqm side slope of berm clay-capped and compacted to 95% density and 150mm thick	Cap 18 000sqm side slope of berm utilising clay	18 000sqm side slope of berm utilising clay capped 30th of June 2014	Number of square meters of side slope clay capped	N/A	R1 290 000. 00		MIG	18 000sqm side slope of berm utilising clay capped 30th of June 2014	Side slopes clay capped	3	N/A	N/A	N/A	Site minutes & SCM Monitoring Office report	18 000sqm side slope of berm utilising clay capped 30th of June 2014	18 000sqm side slope of berm utilising clay capped 30th of June 2014	3	N/A	N/A	N/A	Site minutes & SCM Monitoring Office report
									N/A	185 642 1401	185 469 8556		R1 290 000	N/A	N/A	N/A	N/A	N/A	N/A	N/A	N/A	N/A	N/A	N/A	N/A	N/A
LF 04	BASIC SERVICE DELIVERY & INFRASTUCTURE INVESTMENT	Extension of the life of the Landfill Site	Infrastructure upgrade	All	2m of heavy duty concrete pallisade fencing installed at entrance to Site. Existng wire fencing along perimeter inadequate	Install 368m of heavy duty concrete palisade fencing	368m of heavy duty concrete palisade fencing installed 30th of June 2014	Number of meters of heavy duty concrete pallisade fence installed	N/A	R352 200		MIG	368m of heavy duty concrete palisade fencing installed 30th of June 2014	Fencing completed	3	N/A	N/A	N/A	Site minutes & SCM Monitoring Office report	368m of heavy duty concrete palisade fencing installed 30th of June 2014	368m of heavy duty concrete palisade fencing installed 30th of June 2014	3	N/A	N/A	N/A	Site minutes & SCM Monitoring Office report
									N/A	185 642 1401	185 469 8556		58 700	N/A	N/A	N/A	N/A	N/A	N/A	N/A	N/A	N/A	N/A	N/A	N/A	N/A
LF 05	BASIC SERVICE DELIVERY & INFRASTUCTURE INVESTMENT	Extension of the life of the Landfill Site	Infrastructure upgrade	All	Existing leachate drainage inadequate	Upgrade leachate drainage and management systems	HDPE geotextile and piping, drainage and up graded management system installed	Leachate drainage completed and management system upgraded	N/A	R532 970		MIG	Complete leachate management system installed and operational by the 30th of June 2014	Compressor room constructed, compressor installed. System commissioned	3	N/A	N/A	N/A	Site minutes & SCM Monitoring Office report	HDPE geotextile and piping, drainage and up graded management system installed	HDPE geotextile and piping, drainage and up graded management system installed	3	N/A	N/A	N/A	Site minutes & SCM Monitoring Office report
									N/A	185 642 1401	185 469 8556		88 828	N/A	N/A	N/A	N/A	N/A	N/A	N/A	N/A	N/A	N/A	N/A	N/A	N/A
LF 06	BASIC SERVICE DELIVERY & INFRASTUCTURE INVESTMENT	Extension of the life of the Landfill Site	Infrastructure upgrade	All	Access ramps constructed 12m above height from ground level	Construct ramps to 2m height utilising 2 500cm3 G7 material	Ramp constructed to 2m height by the 30th of June 2014	Number of meters of ramp constructed	N/A	R517 680		MIG	Access ramp constructed to 2m height by the 30th of June 2014	Ramp construction completed	3	N/A	N/A	N/A	Site minutes & SCM Monitoring Office report	Ramp constructed to 2m height by the 30th of June 2014	Ramp constructed to 2m height by the 30th of June 2014	3	N/A	N/A	N/A	Site minutes & SCM Monitoring Office report
									N/A	185 642 1401	185 469 8556		86 280	N/A	N/A	N/A	N/A	N/A	N/A	N/A	N/A	N/A	N/A	N/A	N/A	N/A

ANNEXURE I - ECONOMIC DEVELOPMENT BUSINESS UNIT OVERVIEW

SDBIP 2013/2014 4TH QUARTER (QUARTER ENDING JUNE 2014) & ANNUAL PROGRESS REPORT

	TOTAL PROJECTS	KEY
	1 NIL ACHIEVED	
	2 TARGET PARTIALLY MET	
	3 TARGET MET	
	4 TARGET EXCEEDED	
	5 TARGET EXCEEDED BY 100 %	
	NOT APPLICABLE	

1 ECONOMIC DEVELOPMENT BUSINESS UNIT OVERVIEW

1.1 TOTAL PROJECTS: 39
- **1.1.1 OPERATING PROJECTS 33**
- **1.1.2 CAPITAL PROJECTS 6**

1.2 GRAPHICAL REPRESENTATION OF PERFORMANCE: OPERATING PROJECTS

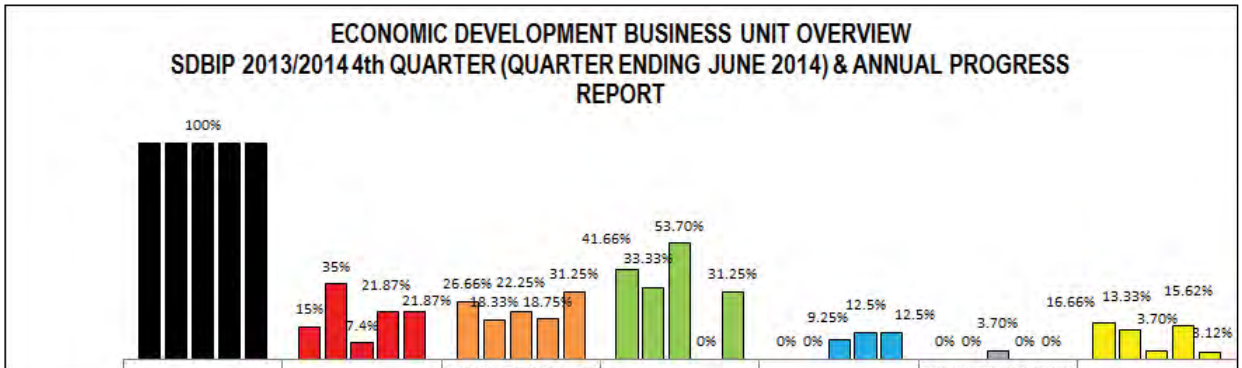

	TOTAL PROJECTS	1 NIL ACHIEVED	2 TARGET PARTIALLY MET	3 TARGET MET	4 TARGET EXCEEDED	5 TARGET EXCEEDED BY 100 %	NOT APPLICABLE
QUARTER 1	100%	15%	26.66%	41.66%	0%	0%	16.66%
QUARTER 2	100%	35%	18.33%	33.33%	0%	0%	13.33%
QUARTER 3	100%	7.4%	22.25%	53.70%	9.25%	3.70%	3.70%
QUARTER 4	100%	21.87%	18.75%	0.00%	12.5%	0%	15.62%
ANNUAL	100%	21.87%	31.25%	31.25%	12.5%	0%	3.12%

2.1 GRAPHICAL REPRESENTATION OF PERFORMANCE: CAPITAL PROJECTS

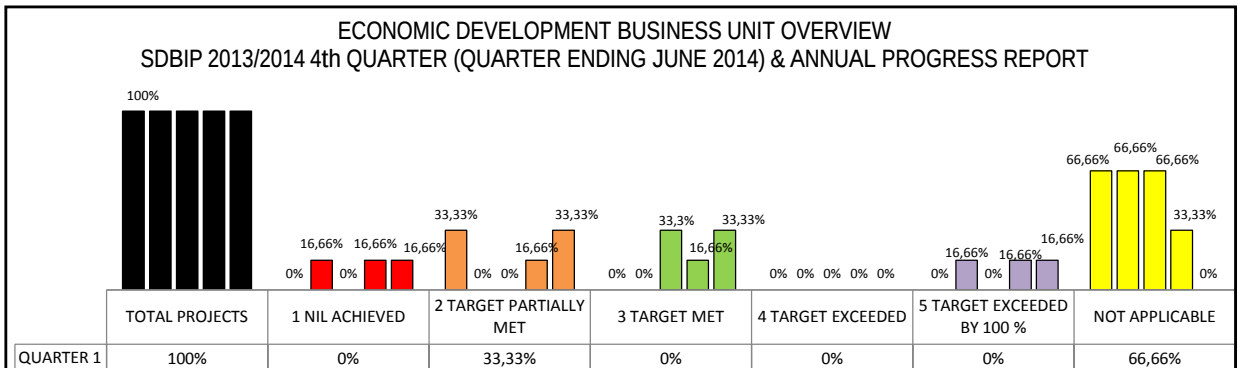

	TOTAL PROJECTS	1 NIL ACHIEVED	2 TARGET PARTIALLY MET	3 TARGET MET	4 TARGET EXCEEDED	5 TARGET EXCEEDED BY 100 %	NOT APPLICABLE
QUARTER 1	100%	0%	33,33%	0%	0%	0%	66,66%
QUARTER 2	100%	16,66%	0%	0%	0%	16,66%	66,66%
QUARTER 3	100%	0%	0%	33,3%	0%	0%	66,66%
QUARTER 4	100%	16,66%	16,66%	16,66%	0%	16,66%	33,33%
ANNUAL	100%	16,66%	33,33%	33,33%	0%	16,66%	0%

CITY OF CHOICE
PIETERMARITZBURG
MSUNDUZI

INFRASTRUCTURE PLANNING & SURVEY OVERVIEW

SDBIP 2013/2014 4TH QUARTER (QUARTER ENDING JUNE 2014) & ANNUAL PROGRESS REPORT

	TOTAL PROJECTS	KEY
	1 NIL ACHIEVED	
	2 TARGET PARTIALLY MET	
	3 TARGET MET	
	4 TARGET EXCEEDED	
	5 TARGET EXCEEDED BY 100 %	
	NOT APPLICABLE	

1 INFRASTRUCTURE PLANNING & SURVEY OVERVIEW

1.1 TOTAL PROJECTS: 10

1.1.1 OPERATING PROJECTS 10

1.1.2 CAPITAL PROJECTS 0

1.2 GRAPHICAL REPRESENTATION OF PERFORMANCE: OPERATING PROJECTS

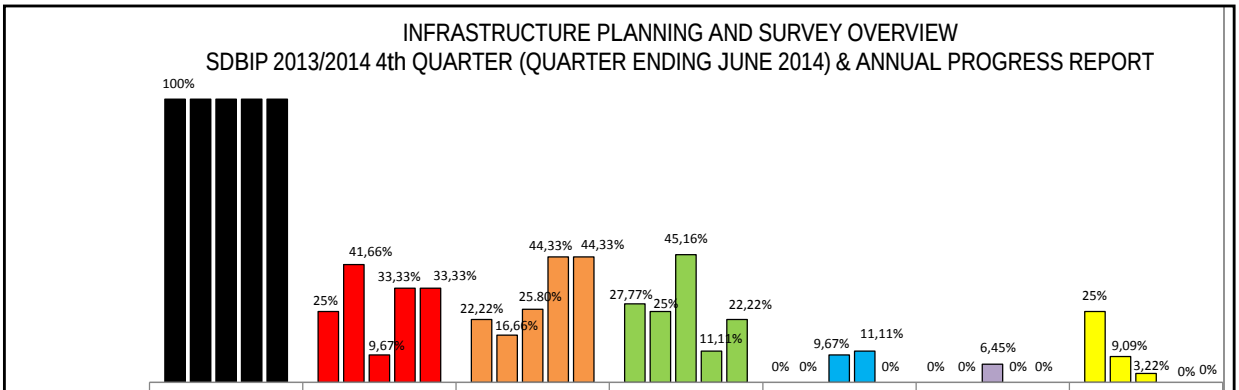

	TOTAL PROJECTS	1 NIL ACHIEVED	2 TARGET PARTIALLY MET	3 TARGET MET	4 TARGET EXCEEDED	5 TARGET EXCEEDED BY 100 %	NOT APPLICABLE
QUARTER 1	100%	25%	22,22%	27,77%	0%	0%	25%
QUARTER 2	100%	41,66%	16,66%	25%	0%	0%	9,09%
QUARTER 3	100%	9,67%	25,80%	45,16%	9,67%	6,45%	3,22%
QUARTER 4	100%	33,33%	44,33%	11,11%	11,11%	0%	0%
ANNUAL	100%	33,33%	44,33%	22,22%	0%	0%	0%

CITY OF CHOICE
PIETERMARITZBURG
MSUNDUZI

BUSINESS UNIT: ECONOMIC DEVELOPMENT

SUB UNIT: HUMAN SETTLEMENTS

IDP REFERENCE	NATIONAL KEY PERFORMANCE INDICATOR	PROGRAMME	PROJECT	WARD	BASELINE / STATUS QUO	MEASURABLE OBJECTIVE	ANNUAL TARGET / OUTPUT	PERFORMANCE MEASURE	ANNUAL BUDGET INFORMATION				PERFORMANCE REPORTING - QUARTER 4 - MONTH ENDING JUNE 2014							PERFORMANCE REPORTING - ANNUAL PROGRESS 2013/2014 FINANCIAL YEAR						
									OPEX	CAPEX	REVENUE	FUNDING SOURCE	QUARTER 4 - MONTH ENDING JUNE 2014							ANNUAL PROGRESS 2013/2014 FINANCIAL YEAR						
									VOTE	VOTE	VOTE		QUARTER 4 TARGET	QUARTERLY PROGRESS-JUNE 2014 ACTUAL	ACTUAL (1, 2, 3, 4, 5, Not Applicable)	REASON FOR DEVIATION	CORRECTIVE MEASURE	TIME-FRAME TO IMPLEMENT CORRECTIVE MEASURES	SOURCE DOCUMENT	ANNUAL TARGET	ANNUAL TARGET PROGRESS	ACTUAL (1, 2, 3, 4, 5, Not Applicable)	REASON FOR DEVIATION	CORRECTIVE MEASURE	TIME-FRAME TO IMPLEMENT CORRECTIVE MEASURES	SOURCE DOCUMENT
HS 13, HS 14	GOOD GOVERNANCE & PUBLIC PARTICIPATION	Building Control and Signage	Plan Approval and Archival System	All	Inefficient Systems	Implementation of new Plan Approval and Archival System	New Plan Approval System implemented by 31 December 2013.	"Date of implementation of new plan approval system and number of scanned files. "	R 1,500,000	N/A	N/A	CNL	18 000 files (documents and Plans) scanned by 30th June 2014	19,882 files scanned during Quarter 4.	4	N/A	N/A	N/A	"Invoice from Service Provider Printout of Software Screens Screen shots of scanned documents"	New Plan Approval System implemented by 31 December 2013.	"New Plan System implemented. Scanning of Building Plan files exceeded target."	3	N/A	N/A	N/A	"Invoice from Service Provider Printout of Software Screens Screen shots of scanned documents"
									547-100-1428	N/A	N/A		N/A	N/A	N/A	N/A	N/A	N/A	N/A	N/A	N/A	N/A	N/A	N/A	N/A	N/A
HS 01	GOOD GOVERNANCE & PUBLIC PARTICIPATION	Housing Rental Stock	Maintenance and Repair	24, 33, 36.	It takes more than 21 days to address queries	Ensure that mainataince requests are dealt within 7 days	To achieve 7 day turn around time	Period taken to resolve queries	N/A	N/A	N/A	N/A	Achieve 7 day turnaround time for non emergency and 24 hours turnaround time for emergency repairs	longer than 30 days	1	The process of dealing with repiars is complicated and cumbersome.	Report to SMC to deal with all repairs and maintenance internally and use an annual supply contract for actual repairs.	Sep-14	Schedule of repairs	To achieve 7 day turn around time		1	The process of dealing with repiars is complicated and cumbersome.	Report to SMC to deal with all repairs and maintenance internally and use an annual supply contract for actual repairs.	Sep-14	Schedule of repairs
HS 02			Tenant Audits	24, 33, 36.	Lack of comprehensive tenant information	Existance of Audit Report	Complete a comprehensive tenant audit	Tenant Audit Report	N/A	N/A	N/A	N/A	Total 360 units audited by 30 June 2014.	No audit done	1	The Service Provider was only appointed in June 2014	Inception meeting held and process and programme for roll-out being done. The duration with be 3 months for completion.	Oct-14	Tenant Audit Report	Complete a comprehensive tenant audit	Tenant Audit not started.	1	The Service Provider was only appointed in June 2014	Inception meeting held and process and programme for roll-out being done. The duration with be 3 months for completion.	Oct-14	Tenant Audit Report
HS 12		Housing Demand	National Housing Needs Register	All	No needs register in existance	Register at least 2500 applicants onto Housing Needs Register database.	2500 applicants registered on the housing needs database by 30 June 2014.	No. of names registered	N/A	N/A	N/A	N/A	Total 2500 names by 30 June 2014.	150 names captured.	2	the TMM internet service does not have adquate capacity. When the roll-out started Council was not informed, therefore the process was stoppped.	A report is being drafted on the Roll-Out of the HNR.	2 Months	extract from HNR	2500 applicants registered on the housing needs database by 30 June 2014.	150 names captured.	2	the TMM internet service does not have adquate capacity. When the roll-out started Council was not informed, therefore the process was stoppped.	A report is being drafted on the Roll-Out of the HNR.	2Months	extract from HNR
	STRATEGIC SERVICE DELIVERY	Annual Review	Review of the Housing Sector Plan	All	Msunduzi Housing Sector Plan, 2011	Review Msunduzi Housing Sector Plan	Complete Review of the 2011 Housing Sector Plan	Reviewed Housing Sector Plan	N/A	N/A	N/A	N/A	Complete first draft of the Housing Sector Plan	First draft of the Housing Sector Plan completed	3	N/A	N/A	N/A	N/A	Complete Review of the 2011 Housing Sector Plan	Review of the 2011 Sector Plan has been completed	3	N/A	N/A	N/A	N/A
	BASIC SERVICE DELIVERY	Construction of Services for IRDP housing projects	Edendale Unit H	11,16,21	Project blocked due to poor workmanship and disagreement with the AI	Audit report	To complete an audit investigation into all problems leading to none conclusion of the project	Audit report	N/A	N/A	N/A	N/A	Complete the first draft of the forensic audit report	DOHS approved project. Contract to be drafted between DOHS and TMM.	1	N/A	N/A	N/A	N/A	To complete an audit investigation into all problems leading to none conclusion of the project	DOHS approved project. Contract to be drafted between DOHS and TMM.	1	N/A	N/A	N/A	N/A

IDP REFERENCE	NATIONAL KEY PERFORMANCE INDICATOR	PROGRAMME	PROJECT	WARD	BASELINE / STATUS QUO	MEASURABLE OBJECTIVE	ANNUAL TARGET / OUTPUT	PERFORMANCE MEASURE	ANNUAL BUDGET INFORMATION				PERFORMANCE REPORTING - QUARTER 4 - MONTH ENDING JUNE 2014							PERFORMANCE REPORTING - ANNUAL PROGRESS 2013/2014 FINANCIAL YEAR						
									OPEX	CAPEX	REVENUE	FUNDING SOURCE	QUARTER 4 - MONTH ENDING JUNE 2014							ANNUAL PROGRESS 2013/2014 FINANCIAL YEAR						
									VOTE	VOTE	VOTE		QUARTER 4 TARGET	QUARTERLY PROGRESS-JUNE 2014 ACTUAL	ACTUAL (1, 2, 3, 4, 5, Not Applicable)	REASON FOR DEVIATION	CORRECTIVE MEASURE	TIME-FRAME TO IMPLEMENT CORRECTIVE MEASURES	SOURCE DOCUMENT	ANNUAL TARGET	ANNUAL TARGET PROGRESS	ACTUAL (1, 2, 3, 4, 5, Not Applicable)	REASON FOR DEVIATION	CORRECTIVE MEASURE	TIME-FRAME TO IMPLEMENT CORRECTIVE MEASURES	SOURCE DOCUMENT
H 10			Management and Control of Informal Settlements - Preparation of Bylaws	All	Current policy does not cater for Management and control of Informal Settlements	Compiling the Bylaws and slum management strategy	To perpare draft By-laws	Existance of draft by-laws	N/A	N/A	N/A	N/A	Present By-laws to Council for consideration	Draft bylaws prepared and circulated to internal departments for comments.	2	Only comments from Legal received, pending comments from ABM, Environmental Health, Risk Management, Disaster Management and Town Planning. It was decided that the Bylaws should be informed by the Informal Settlement Management and Control Plan/ Strategy. The Bylaws will await the completion of the strategy.	The Informal Settlement Management and Control Plan/ Strategy is due for completion on 31 August. Amendments will be made on the 1st draft, the 2nd draft will be completed and submitted Council.	30-Nov-14	1st draft Bylaws	To perpare draft By-laws	Draft bylaws prepared and circulated to internal departments for comments.	2	Only comments from Legal received, pending comments from ABM, Environmental Health, Risk Management, Disaster Management and Town Planning. It was decided that the Bylaws should be informed by the Informal Settlement Management and Control Plan/ Strategy. The Bylaws will await the completion of the strategy.	The Informal Settlement Management and Control Plan/ Stragegy is due for completion on 31 August. Amendments will be made on the 1st draft, the 2nd draft will be completed and submitted Council.	30-Nov-14	1st draft Bylaws
H 11			Informal Settlements Management & Control Plan	All	No informal settlement Management & Control Plan	Manage and monitor the Service provider in compilling the Management Strategy	To prepare Slums Management and Control strategy	Slums Management and Control Strategy	N/A	N/A	N/A	N/A	Complete the Informal Settlement Management & Control Plan/ Strategy	The plan/ strategy is not comple. The service provider completed a draft Informal Settlement Management & Control Plan/ Strategy and submitted it to the Municipality for comments	2	The time required to complete the Plan/ Strategy was underestimated. It has since been recognised that more time is required to produce the desired product	The plan/ strategy will be workshopped with relevant internal departments to obtain comments and finalise the plan/ strategy	31-Aug-14	Draft Plan/ Strategy	To prepare Slums Management and Control strategy	The plan/ strategy is not comple. The service provider completed a draft Informal Settlement Management & Control Plan/ Strategy and submitted it to the Municipality for comments	2	The time required to complete the Plan/ Strategy was underestimated. It has since been recognised that more time is required to produce the desired product	The plan/ strategy will be workshopped with relevant internal departments to obtain comments and finalise the plan/ strategy	31-Aug-14	Draft Plan/ Strategy
	BASIC SERVICE DELIVERY	Housing Demand	Review of the Housing waiting list	33	An old waiting list that does not comply with all Internal Audit requirements	To install and operate an IT system for management of rental stock waiting list	To implement a new IT system for management of the waiting list for Council housing rental stock	A new IT system for management of the waiting list	N/A	N/A	N/A	DOHS/SHRA/ NHFC	Implement new system and migrate all old data to it	New system finalised by ICT.	2	Process of developing a system was with ICT and not HA.	Monitor ICT closely to enure system is developed.	Aug-14	New IT System	To implement a new IT system for management of the waiting list for Council housing rental stock	New system finalised by ICT.	2	Process of developing a system was with ICT and not HA.	Monitor ICT closely to enure system is developed.	Aug-14	New IT System

LOCAL ECONOMIC DEVELOPMENT BUSINESS UNIT OVERVIEW

SDBIP 2013/2014 4TH QUARTER (QUARTER ENDING JUNE 2014) & ANNUAL PROGRESS REPORT

	TOTAL PROJECTS	KEY
	1 NIL ACHIEVED	
	2 TARGET PARTIALLY MET	
	3 TARGET MET	
	4 TARGET EXCEEDED	
	5 TARGET EXCEEDED BY 100 %	
	NOT APPLICABLE	

1 LOCAL ECONOMIC DEVELOPMENT BUSINESS UNIT OVERVIEW

1.1 TOTAL PROJECTS: 16
- **1.1.1 OPERATING PROJECTS 10**
- **1.1.2 CAPITAL PROJECTS 6**

1.2 GRAPHICAL REPRESENTATION OF PERFORMANCE: OPERATING PROJECTS

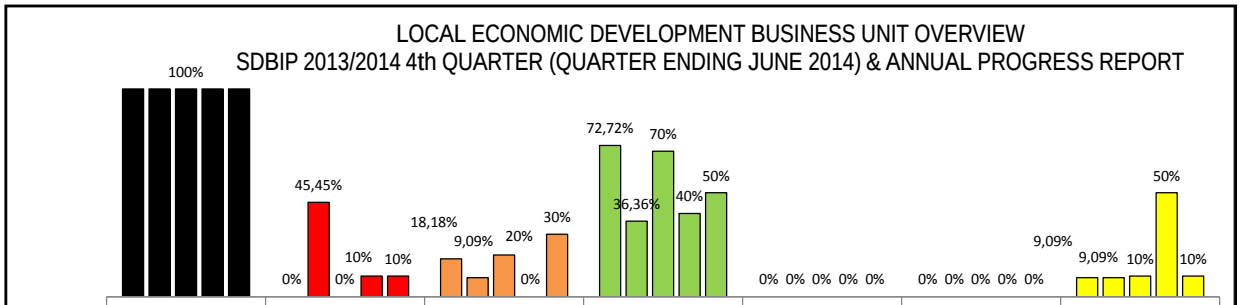

	TOTAL PROJECTS	1 NIL ACHIEVED	2 TARGET PARTIALLY MET	3 TARGET MET	4 TARGET EXCEEDED	5 TARGET EXCEEDED BY 100 %	NOT APPLICABLE
QUARTER 1	100%	0%	18,18%	72,72%	0%	0%	9,09%
QUARTER 2	100%	45,45%	9,09%	36,36%	0%	0%	9,09%
QUARTER 3	100%	0%	20%	70%	0%	0%	10%
QUARTER 4	100%	10%	0%	40%	0%	0%	50%
ANNUAL	100%	10%	30%	50%	0%	0%	10%

2.1 GRAPHICAL REPRESENTATION OF PERFORMANCE: OPERATING PROJECTS

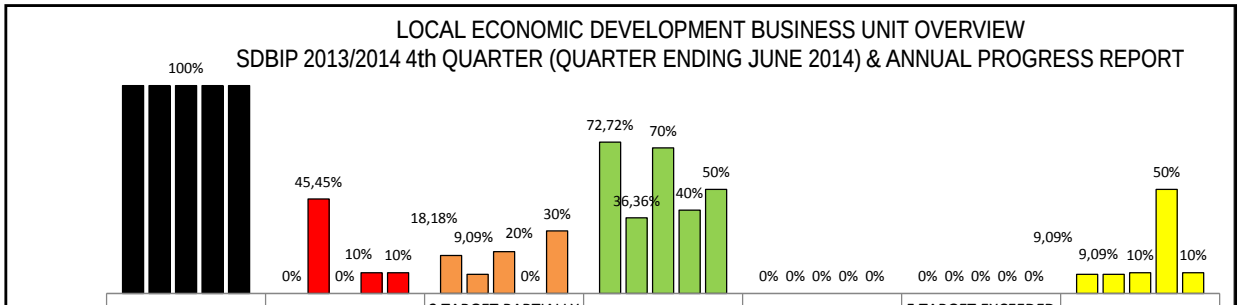

	TOTAL PROJECTS	1 NIL ACHIEVED	2 TARGET PARTIALLY MET	3 TARGET MET	4 TARGET EXCEEDED	5 TARGET EXCEEDED BY 100 %	NOT APPLICABLE
QUARTER 1	100%	0%	18,18%	72,72%	0%	0%	9,09%
QUARTER 2	100%	45,45%	9,09%	36,36%	0%	0%	9,09%
QUARTER 3	100%	0%	20%	70%	0%	0%	10%
QUARTER 4	100%	10%	0%	40%	0%	0%	50%
ANNUAL	100%	10%	30%	50%	0%	0%	10%

CITY OF CHOICE
PIETERMARITZBURG
MSUNDUZI

SERVICE DELIVERY & BUDGET IMPLEMENTATION PLAN FOR THE 2013/2014 FINANCIAL YEAR

BUSINESS UNIT: SUSTAINABLE DEVELOPMENT AND CITY ENTERPRISES

SUB UNIT: LOCAL ECONOMIC DEVELOPMENT

IDP REFERENCE	NATIONAL KEY PERFORMANCE INDICATOR	PROGRAMME	PROJECT	WARD	BASELINE / STATUS QUO	MEASURABLE OBJECTIVE	ANNUAL TARGET / OUTPUT	PERFORMANCE MEASURE	ANNUAL BUDGET INFORMATION				PERFORMANCE REPORTING - QUARTER 4 - MONTH ENDING JUNE 2014							PERFORMANCE REPORTING - ANNUAL PROGRESS 2013/2014 FINANCIAL YEAR						
									OPEX	CAPEX	REVENUE		QUARTER 4 - MONTH ENDING JUNE 2014							ANNUAL PROGRESS 2013/2014 FINANCIAL YEAR						
									VOTE	VOTE	VOTE	FUNDING SOURCE	QUARTER 4 TARGET	QUARTERLY PROGRESS-JUNE 2014 ACTUAL	ACTUAL (1, 2, 3, 4, 5, Not Applicable)	REASON FOR DEVIATION	CORRECTIVE MEASURE	TIME-FRAME TO IMPLEMENT CORRECTIVE MEASURES	SOURCE DOCUMENT	ANNUAL TARGET	ANNUAL TARGET PROGRESS	ACTUAL (1, 2, 3, 4, 5, Not Applicable)	REASON FOR DEVIATION	CORRECTIVE MEASURE	TIME-FRAME TO IMPLEMENT CORRECTIVE MEASURES	SOURCE DOCUMENT
ED 01	LOCAL ECONOMIC DEVELOPMENT	Airport	Airport Upgrade	All	50% of airport upgrade completed	To upgrade the Airport facilities	Airport facilities upgraded as per approved plan by the 30th April 2014	Date of completion of upgraded Airport facilities as per approved plan	N/A	R16 M	N/A	KZN Treasury	Airport facilities upgraded as per approved plan by the 30th April 2014	Upgrade Completed	3	N/A	N/A	N/A	Completion certificates	Airport facilities upgraded as per approved plan by the 30th April 2014	Upgrade Completed	3	N/A	N/A	N/A	Completion certificates
									N/A	N/A	N/A		N/A	N/A	N/A	N/A	N/A	N/A	N/A	N/A	N/A	N/A	N/A	N/A	N/A	N/A
ED 01	LOCAL ECONOMIC DEVELOPMENT	Airport	Airport Upgrade	All	50% of airport upgrade completed	To upgrade the Airport facilities	Tenant Allocation of upgraded Airport facilities completed by the 31st of May 2014	Date of completion as per approved plan and the tenant allocation and official opening	N/A	R16 M	N/A	KZN Treasury	Tenant Allocation of upgraded Airport facilities completed by the 31st of May 2014	Allocation of tenants partially completed	2	New airline yet to complete their office as agreed. Coffee shop tender needed to be advertised	Coffee shop tender advertised; meeting with SAX to finalize office accommodation	End June 2014	Tender advert.	Tenant Allocation of upgraded Airport facilities completed by the 31st of May 2014	Allocation of tenants partially completed	2	New airline yet to complete their office as agreed. Coffee shop tender needed to be advertised	Coffee shop tender advertised; meeting with SAX to finalize office accommodation	End June 2014	Tender advert.
									N/A	N/A	N/A		N/A	N/A	N/A	N/A	N/A	N/A	N/A	N/A	N/A	N/A	N/A	N/A	N/A	N/A
ED 01	LOCAL ECONOMIC DEVELOPMENT	Airport	Airport Upgrade	All	50% of airport upgrade completed	To upgrade the Airport facilities	Official Opening of upgraded Airport facilities completed by the 30th of June 2014	Date of completion as per approved plan and the tenant allocation and official opening	N/A	R16 M	N/A	KZN Treasury	Official Opening of upgraded Airport facilities completed by the 30th of June 2014	Airport officially opened on 3 December 2014	5	N/A	N/A	N/A	Official opening invitation	Official Opening of upgraded Airport facilities completed by the 30th of June 2014	Airport officially opened on 3 December 2014	5	N/A	N/A	N/A	Official opening invitation
									N/A	N/A	N/A		N/A	N/A	N/A	N/A	N/A	N/A	N/A	N/A	N/A	N/A	N/A	N/A	N/A	N/A
ED 03	LOCAL ECONOMIC DEVELOPMENT	Industrial Strategy	Industrial strategy Project and incentive policy	N/A	Nil Strategy in place	To develop an industrial strategy and an incentive policy	Industrial Strategy and Incentive policy developed and submitted to SMC by the 30 April 2014	Date Industrial Strategy and Incentive policy submitted to SMC		N/A	N/A	N/A	Industrial Strategy and Incentive policy developed and submitted to SMC by the 30 April 2014	N/A	NOT APPLICABLE	N/A	N/A	N/A	N/A	Industrial Strategy and Incentive policy developed and submitted to SMC by the 30 April 2014	Industrial Strategy and Incentive policy developed and submitted to SMC by the 30 April 2014	1	Activity included in the preparation of the SDF	To be completed as part of the SDF	1 month	Draft LED strategy
									N/A	N/A	N/A		N/A	N/A	N/A	N/A	N/A	N/A	N/A	N/A	N/A	N/A	N/A	N/A	N/A	N/A
ED 04	LOCAL ECONOMIC DEVELOPMENT	Commercial and Industrial sales reports	To facilitate the sale of commercial and industrial sites	N/A	Monthly reports submitted to SMC on commercial and industrial sales in 12/13FY	Monthly reports submitted to SMC on commercial and industrial sales	12 x Monthly reports submitted to SMC on commercial and industrial sales by the 30th of June 2014	Number of reports on commercial and industrial sales submitted to SMC	R500 000. 00	N/A	N/A	CNL	3 x Monthly reports submitted to SMC on commercial and industrial sales	3 x Monthly reports submitted to SMC on commercial and industrial sales	3	N/A	N/A	N/A	N/A	12 x Monthly reports submitted to SMC on commercial and industrial sales by the 30th of June 2014	12 x Monthly reports submitted to SMC on commercial and industrial sales by the 30th of June 2014	3	N/A	N/A	N/A	Monthly Report
									240 100 1371	N/A	N/A		N/A	N/A	N/A	N/A	N/A	N/A	N/A	N/A	N/A	N/A	N/A	N/A	N/A	N/A
ED 06	LOCAL ECONOMIC DEVELOPMENT	LED Strategy	Development of an LED wide Local Economic Development Strategy	N/A	2007 LED Strategy	Development of an LED Strategy	LED Strategy developed and submitted to SMC by the 31st of May 2014	Date LED Strategy Submitted to SMC	R 1 M	N/A	N/A	CNL	LED Strategy developed and submitted to SMC by the 31st of May 2014	N/A	NOT APPLICABLE	N/A	N/A	N/A	N/A	LED Strategy developed and submitted to SMC by the 31st of May 2014	Draft 'LED Strategy developed and submitted to DMM:ED by the 31st of May 2014	2	The activity included in the SDF preparation process	Strategy to be delivered by the end of July 2014	1 Month	Draft LED strategy
									511 100 1195	N/A	N/A		N/A	N/A	N/A	N/A	N/A	N/A	N/A	N/A	N/A	N/A	N/A	N/A	N/A	N/A

IDP REFERENCE	NATIONAL KEY PERFORMANCE INDICATOR	PROGRAMME	PROJECT	WARD	BASELINE / STATUS QUO	MEASURABLE OBJECTIVE	ANNUAL TARGET / OUTPUT	PERFORMANCE MEASURE	ANNUAL BUDGET INFORMATION				PERFORMANCE REPORTING - QUARTER 4 - MONTH ENDING JUNE 2014							PERFORMANCE REPORTING - ANNUAL PROGRESS 2013/2014 FINANCIAL YEAR						
									OPEX	CAPEX	REVENUE		QUARTER 4 - MONTH ENDING JUNE 2014							ANNUAL PROGRESS 2013/2014 FINANCIAL YEAR						
									VOTE	VOTE	VOTE	FUNDING SOURCE	QUARTER 4 TARGET	QUARTERLY PROGRESS-JUNE 2014 ACTUAL	ACTUAL (1, 2, 3, 4, 5, Not Applicable)	REASON FOR DEVIATION	CORRECTIVE MEASURE	TIME-FRAME TO IMPLEMENT CORRECTIVE MEASURES	SOURCE DOCUMENT	ANNUAL TARGET	ANNUAL TARGET PROGRESS	ACTUAL (1, 2, 3, 4, 5, Not Applicable)	REASON FOR DEVIATION	CORRECTIVE MEASURE	TIME-FRAME TO IMPLEMENT CORRECTIVE MEASURES	SOURCE DOCUMENT
ED 07	LOCAL ECONOMIC DEVELOPMENT	Tourism Master Plan	Tourism Master Plan Development	N/A	2004 Tourism Master Plan	Tourism Master Plan Developed	Tourism Master Plan developed and submitted to SMC by the 31st of May 2014	Date Tourism Master Plan submitted to SMC	R2,1 M	N/A	N/A	CNL	Tourism Master Plan developed and submitted to SMC by the 31st of May 2014	N/A	NOT APPLICABLE	N/A	N/A	N/A	N/A	Tourism Master Plan developed and submitted to SMC by the 31st of May 2014	Tourism Master Plan developed and submitted to SMC by the 31st of May 2014	3	N/A	N/A	N/A	Tourism Master Plan
									511 100 1195	N/A	N/A		N/A	N/A	N/A	N/A	N/A	N/A	N/A	N/A	N/A	N/A	N/A	N/A	N/A	N/A
MKT 01	LOCAL ECONOMIC DEVELOPMENT	Market	Market Upgrade	N/A	50% Upgraded market	Infrastructure upgrade in market facilities	Market facilities upgraded as per approved plan by the 31st of April 2014	Date of completion of Market facilities upgrade as per approved plan	N/A	R7,5M	N/A	Cogta	Market facilities upgraded as per approved plan by the 31st of April 2014	N/A	NOT APPLICABLE	N/A	N/A	N/A	N/A	Market facilities upgraded as per approved plan by the 31st of April 2014	75% of the Market Upgraded	2	Had to re-advertise tender due to wrong responses	To expedite the construction process	3 Months	Letters of appointment
									N/A	745 896 0003	N/A		R1.5 m	N/A	N/A	N/A	N/A	N/A	N/A	N/A	N/A	N/A	N/A	N/A	N/A	N/A
MKT 01	LOCAL ECONOMIC DEVELOPMENT	Market	Market Upgrade	N/A	50% Upgraded market	Infrastructure upgrade in market facilities	Tenant Allocation of upgraded market facilities facilitated by the 30th of May 2014	Date of completion of tenant allocation of the upgraded market facilities	N/A	R7,5M	N/A	Cogta	Tenant Allocation of upgraded market facilities facilitated by the 30th of May 2014	N/A	NOT APPLICABLE	N/A	N/A	N/A	N/A	Tenant Allocation of upgraded market facilities facilitated by the 30th of May 2014	All revamped cold-rooms have been allocated to the respective agents	3	N/A	N/A	N/A	Allocation report
									N/A	745 896 0003	N/A		N/A	N/A	N/A	N/A	N/A	N/A	N/A	N/A	N/A	N/A	N/A	N/A	N/A	N/A
MKT 01	LOCAL ECONOMIC DEVELOPMENT	Market	Market Upgrade	N/A	50% Upgraded market	Infrastructure upgrade in market facilities	Official Opening of the upgraded market facilities completed by the 30th of June 2014	Date of official opening of the upgraded market facilities	N/A	R7,5M	N/A	Cogta	Official Opening of the upgraded market facilities completed by the 30th of June 2014	Not achieved	1	Market Upgrade not complete	Market to be completed in three months time and a new date for the Official Opening will be set	5 Months	n/a	Official Opening of the upgraded market facilities completed by the 30th of June 2014	Official Opening of the upgraded market facilities completed by the 30th of June 2014	1	The revamp of the was not completed in May 2014 as planned	Market to be completed in three months time and a new date for the Official Opening will be set	3 Months	n/a
									N/A	745 896 0003	N/A		N/A	N/A	N/A	N/A	N/A	N/A	N/A	N/A	N/A	N/A	N/A	N/A	N/A	N/A
ED 08	LOCAL ECONOMIC DEVELOPMENT	Informal Economy	Informal Economy Strategy Development	N/A	N/A	Preparation of the informal economy strategy	Informal Economy Strategy developed and submitted to SMC by the 31st of May 2014	Date Informal Economy Strategy submitted to SMC	R 100 000	N/A	N/A	N/A	Informal Economy Strategy developed and submitted to SMC by the 31st of May 2014	Informal Economy Strategy developed and submitted to SMC by the 31st of May 2014	3	N/A	N/A	N/A	Informal Economy Strategy	Informal Economy Strategy developed and submitted to SMC by the 31st of May 2014	Informal Economy Strategy developed and submitted to SMC by the 31st of May 2014	3	N/A	N/A	N/A	Informal Economy Strategy
									241 100 1546	N/A	N/A		N/A	N/A	N/A	N/A	N/A	N/A	N/A	N/A	N/A	N/A	N/A	N/A	N/A	N/A
RE & V 01	LOCAL ECONOMIC DEVELOPMENT	Land Audit	Land Audit preparatiom	All	2005 Land Audit	Preparation of the land audit	Land Audit completed and submitted to SMC by the 30th of March 2014	Date Land Audit submitted to SMC	N/A	N/A	N/A	N/A	Appointment of the Service Provider to conduct the Land Audit.	The service provider was appointed on the 22nd of April 2014. About 8598 properties have been confirmed as council owned.	3	N/A	N/A	N/A	The terms of reference for the project.	Land Audit completed and submitted to SMC by the 30th of March 2014	Land Audit completed and submitted to SMC by the 30th of March 2014	NOT APPLICABLE	The late appointment of the service provider as well as the late identification of funds to execute the project.	The service provider was requested to expedite to ensure that the project is completed by the end of August 2014.	Approximately two months	Project plan and the terms of reference for the Land audit project
									N/A	N/A	N/A		N/A	N/A	N/A	N/A	N/A	N/A	N/A	N/A	N/A	N/A	N/A	N/A	N/A	N/A

IDP REFERENCE	NATIONAL KEY PERFORMANCE INDICATOR	PROGRAMME	PROJECT	WARD	BASELINE / STATUS QUO	MEASURABLE OBJECTIVE	ANNUAL TARGET / OUTPUT	PERFORMANCE MEASURE	ANNUAL BUDGET INFORMATION				PERFORMANCE REPORTING - QUARTER 4 - MONTH ENDING JUNE 2014							PERFORMANCE REPORTING - ANNUAL PROGRESS 2013/2014 FINANCIAL YEAR						
									OPEX	CAPEX	REVENUE	FUNDING SOURCE	QUARTER 4 - MONTH ENDING JUNE 2014							ANNUAL PROGRESS 2013/2014 FINANCIAL YEAR						
									VOTE	VOTE	VOTE		QUARTER 4 TARGET	QUARTERLY PROGRESS-JUNE 2014 ACTUAL	ACTUAL (1, 2, 3, 4, 5, Not Applicable)	REASON FOR DEVIATION	CORRECTIVE MEASURE	TIME-FRAME TO IMPLEMENT CORRECTIVE MEASURES	SOURCE DOCUMENT	ANNUAL TARGET	ANNUAL TARGET PROGRESS	ACTUAL (1, 2, 3, 4, 5, Not Applicable)	REASON FOR DEVIATION	CORRECTIVE MEASURE	TIME-FRAME TO IMPLEMENT CORRECTIVE MEASURES	SOURCE DOCUMENT
RE & V 02	LOCAL ECONOMIC DEVELOPMENT	Valuations	GV 2014	All	Last GV produced in 2008	Preparation of GV	GV valuation roll submitted to SMC by the 31st of January 2014	Date GV valuation roll submitted to SMC	R8 000 000. 00	N/A	N/A	N/A	Draft roll submitted to the Municipality on the 28th of February 2014. Certified Roll submitted by the 21st of March 2014. Supplementary valuation roll advertised by the 26th of May 2014 and opened for inspections and objections.	Both the General valuation roll and Supplementary rolls were advertised in March & May respectively and the service provider has reviewed approximately 57% of the objections that were received.	3	N/A	N/A	N/A	Project plan and G.V terms of reference	GV valuation roll submitted to SMC by the 31st of January 2014	G.V was Presented to the municipality on the 21st of March 2014.	2	project late start and Property Master-file challenges	An application was made to the MEC for COGTA to condone non-compliance with legislated time frames for the project.	1 month and three weeks.	project plan as well as G.v Bid Documents.
									242 100 1639	N/A	N/A		R2 000 000. 00	N/A	N/A	N/A	N/A	N/A	N/A	N/A	N/A	N/A	N/A	N/A	N/A	N/A
RE & V 02	LOCAL ECONOMIC DEVELOPMENT	Valuations	GV 2014	All	Last GV produced in 2008	Preparation of GV	GV and supplementary GV roll advertised within legislative timeframes by the 31st of May 2014	Date GV and supplementary valuation roll Advertised	N/A	N/A	N/A	N/A	GV and supplementary GV roll advertised within legislative timeframes by the 31 st of May 2014	N/A	NOT APPLICABLE	N/A	N/A	N/A	N/A	GV and supplementary GV roll advertised within legislative timeframes by the 31st of May 2014	GV and supplementary GV roll advertised within legislative timeframes by the 31st of May 2014	3	N/A	N/A	N/A	Advert
									N/A	N/A	N/A		R2 000 000. 00	N/A	N/A	N/A	N/A	N/A	N/A	N/A	N/A	N/A	N/A	N/A	N/A	N/A
ED 09	LOCAL ECONOMIC DEVELOPMENT	Satellite Markets	Business Plan for satellites Markets in Ward 4 and 8	4 and 8	Dysfunctional Markets	Preparation of Business/ fundraising plans	Business & fundraising plans for satellite markets developed and submitted to SMC by the 31st of December 2013	Date Business & fundraising plan on satellite markets submitted to SMC	N/A	N/A	N/A	N/A	N/A	N/A	NOT APPLICABLE	N/A	N/A	N/A	N/A	N/A	Business & fundraising plans for satellite markets developed and submitted to SMC by the 31st of December 2013	3	N/A	N/A	N/A	Business Plan
									N/A	N/A	N/A		N/A	N/A	N/A	N/A	N/A	N/A	N/A	N/A	N/A	N/A	N/A	N/A	N/A	N/A
ED 10	LOCAL ECONOMIC DEVELOPMENT	Municipal Business Entities	Establishment of Municipal Business Entities	N/A	Nil Business case development in place	Business Case Development	Establishment and registration of Municipal Entities completed by the 30th of June 2014	Date establishment and registration of Municipal Entities completed	N/A	N/A	N/A	N/A	Establishment and registration of Municipal Entities completed by the 30th of June 2014	Business Cases have been completed and legislative processes have commenced	1	There was no budget KZN Treasury had to pick up the cost for the drafting of the business cases	Expedite the registration process	3 Months	Process Plan	Establishment and registration of Municipal Entities completed by the 30th of June 2014	Business Cases have been completed and legislative processes have commenced	2	There was no budget KZN Treasury had to pick up the cost for the drafting of the business cases	Expedite the registration process	3 Months	Process Plan
									N/A	N/A	N/A		N/A	N/A	N/A	N/A	N/A	N/A	N/A	N/A	N/A	N/A	N/A	N/A	N/A	N/A

TOWN PLANNING & ENVIRONMENTAL MANAGEMENT OVERVIEW

SDBIP 2013/2014 4TH QUARTER (QUARTER ENDING JUNE 2014) & ANNUAL PROGRESS REPORT

	TOTAL PROJECTS	KEY
	1 NIL ACHIEVED	
	2 TARGET PARTIALLY MET	
	3 TARGET MET	
	4 TARGET EXCEEDED	
	5 TARGET EXCEEDED BY 100 %	
	NOT APPLICABLE	

1 TOWN PLANNING & ENVIRONMENTAL MANAGEMENT OVERVIEW

1.1 TOTAL PROJECTS: 13
- **1.1.1 OPERATING PROJECTS 13**
- **1.1.2 CAPITAL PROJECTS 0**

1.2 GRAPHICAL REPRESENTATION OF PERFORMANCE: OPERATING PROJECTS

TOWN PLANNING & ENVIRONMENTAL MANAGEMENT OVERVIEW
SDBIP 2013/2014 4th QUARTER (QUARTER ENDING JUNE 2014) & ANNUAL PROGRESS REPORT

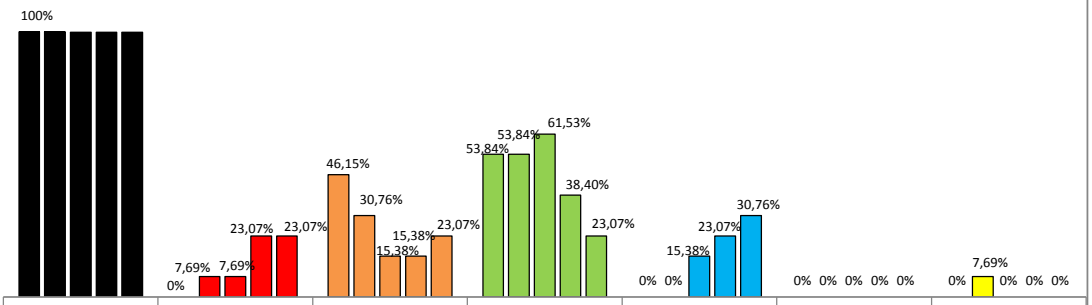

	TOTAL PROJECTS	1 NIL ACHIEVED	2 TARGET PARTIALLY MET	3 TARGET MET	4 TARGET EXCEEDED	5 TARGET EXCEEDED BY 100 %	NOT APPLICABLE
QUARTER 1	100%	0%	46,15%	53,84%	0%	0%	0%
QUARTER 2	100%	7,69%	30,76%	53,84%	0%	0%	7,69%
QUARTER 3	100%	7,69%	15,38%	61,53%	15,38%	0%	0%
QUARTER 4	100%	23,07%	15,38%	38,40%	23,07%	0%	0%
ANNUAL	100%	23,07%	23,07%	23,07%	30,76%	0%	0%

CITY OF CHOICE
PIETERMARITZBURG
MSUNDUZI

SERVICE DELIVERY & BUDGET IMPLEMENTATION PLAN FOR THE 2013/2014 FINANCIAL YEAR

BUSINESS UNIT: ECONOMIC DEVELOPMENT

SUB UNIT: TOWN PLANNING AND ENVIRONMENTAL MANAGEMENT

IDP REFERENCE	NATIONAL KEY PERFORMANCE INDICATOR	PROGRAMME	PROJECT	WARD	BASELINE / STATUS QUO	MEASURABLE OBJECTIVE	ANNUAL TARGET / OUTPUT	PERFORMANCE MEASURE	ANNUAL BUDGET INFORMATION				PERFORMANCE REPORTING - QUARTER 4 - MONTH ENDING JUNE 2014							PERFORMANCE REPORTING - ANNUAL PROGRESS 2013/2014 FINANCIAL YEAR						
									OPEX	CAPEX	REVENUE		QUARTER 4 - MONTH ENDING JUNE 2014							ANNUAL PROGRESS 2013/2014 FINANCIAL YEAR						
									VOTE	VOTE	VOTE	FUNDING SOURCE	QUARTER 4 TARGET	QUARTERLY PROGRESS - JUNE 2014 ACTUAL	ACTUAL (1, 2, 3, 4, 5, Not Applicable)	REASON FOR DEVIATION	CORRECTIVE MEASURE	TIME-FRAME TO IMPLEMENT CORRECTIVE MEASURES	SOURCE DOCUMENT	ANNUAL TARGET	ANNUAL TARGET PROGRESS	ACTUAL (1, 2, 3, 4, 5, Not Applicable)	REASON FOR DEVIATION	CORRECTIVE MEASURE	TIME-FRAME TO IMPLEMENT CORRECTIVE MEASURES	SOURCE DOCUMENT
PLN 01	GOOD GOVERNANCE & PUBLIC PARTICIPATION	Local Area Plans	SeDIS and CBD LAP's	18, 25, 26, 27, 32, 33, 36 and 37	30% SEDIS LAP, 30% CBD LAP, 0% for the Vulindlela LAP, Northdale LAP, Scottsville/ New England LAP, and Bishopstowe LAP.	Local Area Plans for the following areas: South Eastern Districts (SEDIS) and CBD developed and submitted to SMC	Local Area Plans for the following areas: South Eastern Districts (SEDIS) and CBD developed and submitted to SMC by the 31st of March 2014	Date Local Area Plans submitted to SMC	R1 422 406. 50	N/A	N/A	CNL	Local Area Plans for the following areas: South Eastern Districts (SEDIS) and CBD developed and submitted to SMC by the 28th of April 2014	Local Area Plans for the following areas: South Eastern Districts (SEDIS) and CBD developed and submitted to SMC by the 28th of April 2014	3	N/A	N/A	N/A	Draft Development Frameworks and Concept Sketch Design Presentation.	Local Area Plans for the following areas: South Eastern Districts (SEDIS) and CBD developed and submitted to SMC by the 31st of March 2014	Local Area Plans for the following areas: South Eastern Districts (SEDIS) and CBD developed and submitted to SMC by the 31st of March 2014	3	N/A	N/A		Draft Development Frameworks and Concept Sketch Design Presentation.
									548 100 1316	N/A	N/A		R355600	N/A	N/A	N/A	N/A	N/A	N/A	N/A	N/A	N/A	N/A	N/A	N/A	N/A
PLN 02	GOOD GOVERNANCE & PUBLIC PARTICIPATION	SDF Review	SDF Review	All	0%	Reviewed SDF	SDF reviewed and submitted to SMC by the 30th of April 2014	Date reviewed submitted to SMC	R2000000	N/A	N/A	CNL	SDF reviewed and submitted to SMC by the 30th of April 2014	The Status Quo report for SDF reviewed was submitted to SMC on 07 April 2014, Public Meetings were held on 4 and 5 June 2014.	2	The Service Provide was only appointed in January 2014, and the timeframes required to undertake the SDF is 12 months	The SDF to be finalise in December 2014	Dec-14	The SDF Status Quo Report	SDF reviewed and submitted to SMC by the 30th of April 2014	The Service Provide was only appointed in January 2014, and the timeframes required to undertake the SDF is 12 months	2	The SDF to be finalise in December 2014	The SDF to be finalise in December 2014	Dec-14	The SDF Status Quo Report
									548 100 1316	N/A	N/A		R1850000	N/A	N/A	N/A	N/A	N/A	N/A	N/A	N/A	N/A	N/A	N/A	N/A	N/A
PLN 03	GOOD GOVERNANCE & PUBLIC PARTICIPATION	Extension of Town Planning Scheme	Town Planning Scheme	18, 21, 33	40% Edendale and Sobantu, 0% Phase 1 Vulindlela, 0% Phase 2 Vulindlela, 0% Part Northdale/ Bishopstowe	Extension of the Town Planning Scheme for: Edendale and Sobantu.	Extended Town Planning Scheme covering Edendale and Sobantu prepared and submitted to SMC by the 31 st of May 2014	Date Extended Town Planning Scheme covering Edendale and Sobantu submitted to SMC	R 744267	N/A	N/A	CNL and CoGTA	Extended Town Planning Scheme covering Edendale and Sobantu prepared and submitted to SMC by the 31st of May 2014	Draft Town Planning Scheme submit to the Business Unit, a report is being submitted and is to be submitted to SMC.	1	May elections delayed the project as Officials were on a recess and the project was not presented to the Councillors.	Finalise the Town Planning in August 2014	One month	Draft Town Planning Scheme	Extended Town Planning Scheme covering Edendale and Sobantu prepared and submitted to SMC by the 31st of May 2014	Draft Town Planning Scheme submit to the Business Unit, a report is being submitted and is to be submitted to SMC.	1	May elections delayed the project as Officials were on a recess and the project was not presented to the Councillors.	Finalise the Town Planning in August 2014	One month	Draft Town Planning Scheme
									548 100 1316	N/A	N/A		R111767	N/A	N/A	N/A	N/A	N/A	N/A	N/A	N/A	N/A	N/A	N/A	N/A	N/A
PLN 05	GOOD GOVERNANCE & PUBLIC PARTICIPATION	PDA Applications	PDA Applications	All	Variable	Number of applications fully processed in terms of the PDA and legislated time frames	Number of Town Planning applications processed within legislated time frames as per PDA by the 30th of June 2014	Number of Town Planning Applications processed within legislated time frames as per PDA	0	N/A	N/A	N/A	Town Planning applications processed within legislated time frames as per PDA	6 PDAs applications were processed in time	3	N/A	s	N/A	Town Planning Records	Number of Town Planning applications processed within legislated time frames as per PDA by the 30th of June 2014	31 applications were considered, one was considered out of the required timeframes	2	The Councillors were on a recess in May 2014 hence the application was not considered in time	Fast-track submission or processing of reports to Portfolio Committee	Jul-14	Town Planning Register
									548 100n 1316	N/A	N/A		N/A	N/A	N/A	N/A	N/A	N/A	N/A	N/A	N/A	N/A	N/A	N/A	N/A	N/A

IDP REFERENCE	NATIONAL KEY PERFORMANCE INDICATOR	PROGRAMME	PROJECT	WARD	BASELINE / STATUS QUO	MEASURABLE OBJECTIVE	ANNUAL TARGET / OUTPUT	PERFORMANCE MEASURE	ANNUAL BUDGET INFORMATION				PERFORMANCE REPORTING - QUARTER 4 - MONTH ENDING JUNE 2014							PERFORMANCE REPORTING - ANNUAL PROGRESS 2013/2014 FINANCIAL YEAR						
									OPEX	CAPEX	REVENUE		QUARTER 4 - MONTH ENDING JUNE 2014							ANNUAL PROGRESS 2013/2014 FINANCIAL YEAR						
									VOTE	VOTE	VOTE	FUNDING SOURCE	QUARTER 4 TARGET	QUARTERLY PROGRESS - JUNE 2014 ACTUAL	ACTUAL (1, 2, 3, 4, 5, Not Applicable)	REASON FOR DEVIATION	CORRECTIVE MEASURE	TIME-FRAME TO IMPLEMENT CORRECTIVE MEASURES	SOURCE DOCUMENT	ANNUAL TARGET	ANNUAL TARGET PROGRESS	ACTUAL (1, 2, 3, 4, 5, Not Applicable)	REASON FOR DEVIATION	CORRECTIVE MEASURE	TIME-FRAME TO IMPLEMENT CORRECTIVE MEASURES	SOURCE DOCUMENT
L 01	GOOD GOVERNANCE & PUBLIC PARTICIPATION	Business licenses	Licencing	All	R150 000. 00	Ensuring all businesses are licensed, posters and banner applications are timeously approved	Businesses licence applications approved within 21 days of receipt of application by the 30th of June 2014	Turnaround time for processing of business licence applications	0	N/A	R 150000	CNL	Businesses licence applications approved within 21 days of receipt of application	48 applications were received and 18 Licenses were issued.	2	Delay in getting comments from underlying departments	Formation of Licensing Committee	22-Jul-14	Licensing Register	Businesses licence applications approved within 21 days of receipt of application by the 30th of June 2014	301 Licenses were issued	2	Delay in getting comment from underlying departments	Formation of Licensing Committee	22-Jul-14	Licensing Unit's register.
									N/A	N/A	515 415 8518 515 439 8151 515 439 8553		-R 37 500	N/A	N/A	N/A	N/A	N/A	N/A	N/A	N/A	N/A	N/A	N/A	N/A	N/A
L 02	GOOD GOVERNANCE & PUBLIC PARTICIPATION	Business license enforcement	Enforcement	All	560 businesses inspected annually for valid business licenses, limited by number of inspectors	Business licenses inspected for validity	560 x businesses inspected annually for valid business licenses by the 30th of June 2014	Number of business licenses inspected for validity	N/A	N/A	N/A	N/A	140 x businesses inspected quarterly for valid business licenses by the 30th of June 2014	64 Businesses were visited	3	N/A	N/A	N/A	Licensing Register	560 x businesses inspected annually for valid business licenses by the 30th of June 2014	766 Businesses were inspected	4	N/A	N/A	N/A	Licensing Unit's records.
									N/A	N/A	N/A		N/A	N/A	N/A	N/A	N/A	N/A	N/A	N/A	N/A	N/A	N/A	N/A	N/A	N/A
GEVDI 01	GOOD GOVERNANCE & PUBLIC PARTICIPATION	Land Initiative	Property tenure	All	21762	To ensure upgrades and anomaly rectification	1500 x Property tenure upgrades completed by the 31st of March 2014	Number of Property tenures upgraded	R50000	N/A	N/A	DoHS grant funding	N/A	16751 Tenure Upgrades	4	N/A	N/A	N/A	Deeds Records	1500 x Property tenure upgrades completed by the 31st of March 2014	18176 Property tenure upgradeD	4	N/A	N/A	N/A	Deeds records
									285 100 1643	N/A	N/A		N/A	N/A	N/A	N/A	N/A	N/A	N/A	N/A	N/A	N/A	N/A	N/A	N/A	N/A
GEVDI 02	GOOD GOVERNANCE & PUBLIC PARTICIPATION	Land Initiative	Expropriation	All	44	To ensure expropriation of land for development	19 x Properties expropriated by ther 31st of December 2013	Number of properties expropriated	R4million	N/A	N/A	DRDLR grant funding	N/A	46 Properties have been expropriated	4	N/A	N/A	N/A	GEVDI Records	19 x Properties expropriated by ther 31st of December 2013	46 Properties have been expropriated	4	N/A	N/A	N/A	GEVDI Records
									285 100 1643	N/A	N/A		R3million	N/A	N/A	N/A	N/A	N/A	N/A	N/A	N/A	N/A	N/A	N/A	N/A	N/A
GEVDI 04	GOOD GOVERNANCE & PUBLIC PARTICIPATION	Land Initiative	Private land purchased	All	121	To ensure the purchase of private land for housing development	100 x private (sites) land purchased by the 30th of June 2014	Number of private sites purchased by the 30th of June 2014	R40million	N/A	N/A	DoHS grant funding	30 x private (sites) land purchased by the 30th of June 2014	7 privates properties were purchased on 30 June 2014	1	Most properties are under the deceased Estate	Fast-track the anthropological investigation of the next of kin for those properties that are under the deceased Estate	Jul-14	GEVDI Records	100 x private (sites) land purchased by the 30th of June 2014	40 Properties were acquired	1	Most properties are under the deceased Estate	Fast-track the anthropological investigation of the next of kin for those properties that are under the deceased Estate	Jul-14	GEVDI Records
									285 100 1643	N/A	N/A		R10million	N/A	N/A	N/A	N/A	N/A	N/A	N/A	N/A	N/A	N/A	N/A	N/A	N/A
GEVDI 05	GOOD GOVERNANCE & PUBLIC PARTICIPATION	Greater Edendale Ward profiling	Ward profiling	10, 11, 16, 17, 20, 21, 22, 23	0	Determination of population demographics to determine needs of Communities in Greater Edendale	Ward Profiling of 8 Wards in Greater Edendale completed by the 30th of June 2014	Number of Greater Edendale Wards Profiled	N/A	N/A	N/A	N/A	Ward Profiling of 2 Wards completed by the 30th of June 2014	Ward Profiling of 2 Wards was completed on 30 June 2014	3	N/A	N/A	N/A	Ward Profiling Records	Ward Profiling of 8 Wards in Greater Edendale completed by the 30th of June 2014	8 Wards were profiled	3	N/A	N/A	N/A	Greater Edendale Records
GEVDI 06	GOOD GOVERNANCE & PUBLIC PARTICIPATION	Vulindlela Ward profiling	Ward profiling	1 - 6	0	Determination of population demographics to determine needs of Communities in Vulindlela	Ward Profiling of 6 Wards in Vulindlela completed by the 30th of June 2014	Number of Wards in Vilindlela Profiled	N/A	N/A	N/A	N/A	Ward Profiling of 2 Wards completed by the 30th of June 2014	No Wards were profiled in Vulindlela	1	Delay was caused by the absence of protocol channel between Council and Amakhosi	Put Strategy to engage Amakhosi and Council	Jul-14	Communication Strategy	Ward Profiling of 6 Wards in Vulindlela completed by the 30th of June 2014	No Wards were profiled in Vulindlela	1	Delay was caused with the non-existence of protocol between Council and Amakhosi	Put Strategy to engage Amakhosi and Council	Jul-14	Communication Strategy

IDP REFERENCE	NATIONAL KEY PERFORMANCE INDICATOR	PROGRAMME	PROJECT	WARD	BASELINE / STATUS QUO	MEASURABLE OBJECTIVE	ANNUAL TARGET / OUTPUT	PERFORMANCE MEASURE	ANNUAL BUDGET INFORMATION				PERFORMANCE REPORTING - QUARTER 4 - MONTH ENDING JUNE 2014							PERFORMANCE REPORTING - ANNUAL PROGRESS 2013/2014 FINANCIAL YEAR						
									OPEX	CAPEX	REVENUE		QUARTER 4 - MONTH ENDING JUNE 2014							ANNUAL PROGRESS 2013/2014 FINANCIAL YEAR						
									VOTE	VOTE	VOTE	FUNDING SOURCE	QUARTER 4 TARGET	QUARTERLY PROGRESS - JUNE 2014 ACTUAL	ACTUAL (1, 2, 3, 4, 5, Not Applicable)	REASON FOR DEVIATION	CORRECTIVE MEASURE	TIME-FRAME TO IMPLEMENT CORRECTIVE MEASURES	SOURCE DOCUMENT	ANNUAL TARGET	ANNUAL TARGET PROGRESS	ACTUAL (1, 2, 3, 4, 5, Not Applicable)	REASON FOR DEVIATION	CORRECTIVE MEASURE	TIME-FRAME TO IMPLEMENT CORRECTIVE MEASURES	SOURCE DOCUMENT
E01	SPATIAL DEVELOPMENT FRAMEWORK AND ENVIRONMENTAL SUSTAINABILITY	Climate Change	Policy	All	First and second draft Climate Change Adaption policy completed	Climate Change Adaption Policy completed and submitted to SMC	Climate Change Adaption Policy completed and submitted to SMC by the 31st of May 2014	Date Climate Change Adaption policy submitted to SMC	N/A	N/A	N/A	N/A	Climate Change Adaption Policy completed and submitted to SMC by the 31st of May 2014	The Climate Change Policy was advertised on 06 and 07 June 2014	4	N/A	N/A	N/A	Advertisement and the Draft Climate Policy	Climate Change Adaption Policy completed and submitted to SMC by the 31st of May 2014	The Climate Change Policy was submitted on 07 April 2014 to SMC.	4	N/A	N/A	N/A	Climate Change Policy
									N/A	N/A	N/A		N/A	N/A	N/A	N/A	N/A	N/A	N/A	N/A	N/A	N/A	N/A	N/A	N/A	N/A
E02	SPATIAL DEVELOPMENT FRAMEWORK AND ENVIRONMENTAL SUSTAINABILITY	Developmental Applications	Adjudication of applications	All	No of Applications received that were finalised, variable	Adjudication of Developmental applications in terms of the City's Integrated Environmental Management Policy, the Environmental Management Framework (EMF) and the National Environmental Management Act (NEMA) all within the legislative time frames as set out.	Developmental Applications finalised within designated legislative timeframes by the 30th of June 2014	Number of Developmental Applications finalised within designated legislative timeframes	N/A	N/A	N/A	N/A	Developmental Applications finalised within designated legislative timeframes	13 application were received and finalised	3	N/A	N/A	N/A	Environmental Management Register	Developmental Applications finalised within designated legislative timeframes by the 30th of June 2014	114 Projects were processed	3	N/A	N/A	N/A	Environmental Management Record
									N/A	N/A	N/A		N/A	N/A	N/A	N/A	N/A	N/A	N/A	N/A	N/A	N/A	N/A	N/A	N/A	N/A

ANNEXURE 2 - OPERATIONAL PLAN FOR THE 2013/2014 FINANCIAL YEAR

ORGANISATIONAL OVERVIEW

OPERATIONAL PLAN (OP) 2013/2014 4TH QUARTER (QUARTER ENDING JUNE 2014) & ANNUAL PROGRESS REPORT

	TOTAL PROJECTS	KEY
	1 NIL ACHIEVED	
	2 TARGET PARTIALLY MET	
	3 TARGET MET	
	4 TARGET EXCEEDED	
	5 TARGET EXCEEDED BY 100 %	
	NOT APPLICABLE	

1 ORGANISATIONAL OVERVIEW

1.1 TOTAL PROJECTS: 112

1.1.1 OPERATING PROJECTS 112

1.1.2 CAPITAL PROJECTS 0

1.2 GRAPHICAL REPRESENTATION OF PERFORMANCE: OPERATING PROJECTS

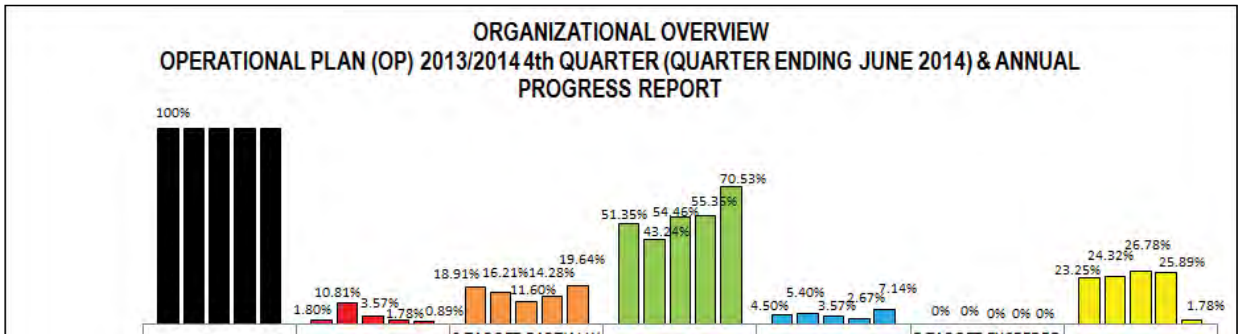

	TOTAL PROJECTS	1 NIL ACHIEVED	2 TARGET PARTIALLY MET	3 TARGET MET	4 TARGET EXCEEDED	5 TARGET EXCEEDED BY 100 %	NOT APPLICABLE
QUARTER 1	100%	1.80%	18.91%	51.35%	4.50%	0%	23.25%
QUARTER 2	100%	10.81%	16.21%	43.24%	5.40%	0%	24.32%
QUARTER 3	100%	3.57%	11.60%	54.46%	3.57%	0%	26.78%
QUARTER 4	100%	1.78%	14.28%	55.35%	2.67%	0%	25.89%
ANNUAL	100%	0.89%	19.64%	70.53%	7.14%	0%	1.78%

1.1.1 A total of 112 Projects were reported on the Operational Plan for the 4th QUARTER (QUARTER ENDING JUNE 2014) & ANNUAL PROGRESS REPORT 2013/2014 financial year

1.1.2 1.78% & 0.89% of the projects were reported as having Nil Achievements for the 4th QUARTER (QUARTER ENDING JUNE 2014) & ANNUAL PROGRESS REPORT 2013/2014 financial year

1.1.3 14.28% &14.28% of the projects were reported as having been partially met for the 4th QUARTER (QUARTER ENDING JUNE 2014) & ANNUAL PROGRESS REPORT 2013/2014 financial year

1.1.4 55.35% & 77.67% of the projects were reported as having been met for the 4th QUARTER (QUARTER ENDING JUNE 2014) & ANNUAL PROGRESS REPORT 2013/2014 financial year

1.1.5 2.67% & 6.25% of the projects were reported as having exceeded the target for the 4th QUARTER (QUARTER ENDING JUNE 2014) & ANNUAL PROGRESS REPORT 2013/2014 financial year

1.1.6 0% & 0% of the projects were reported as having exceeded the target by 100% for the 4th QUARTER (QUARTER ENDING JUNE 2014) & ANNUAL PROGRESS REPORT 2013/2014 financial year

1.1.7 25.89% & 0.89% of the projects were reported as not applicable due to not having any targets set for the 4th QUARTER (QUARTER ENDING JUNE 2014) & ANNUAL PROGRESS REPORT 2013/2014 financial year

CITY OF CHOICE
PIETERMARITZBURG
MSUNDUZI

ANNEXURE A - CORPORATE BUSINESS UNIT OVERVIEW

OPERATIONAL PLAN (OP) 2013/2014 4TH QUARTER (QUARTER ENDING JUNE 2014) & ANNUAL PROGRESS REPORT

	TOTAL PROJECTS	KEY
	1 NIL ACHIEVED	
	2 TARGET PARTIALLY MET	
	3 TARGET MET	
	4 TARGET EXCEEDED	
	5 TARGET EXCEEDED BY 100 %	
	NOT APPLICABLE	

1 CORPORATE BUSINESS UNIT OVERVIEW

1.1 TOTAL PROJECTS: 25

1.1.1 OPERATING PROJECTS 25

1.1.2 CAPITAL PROJECTS 0

1.2 GRAPHICAL REPRESENTATION OF PERFORMANCE: OPERATING PROJECTS

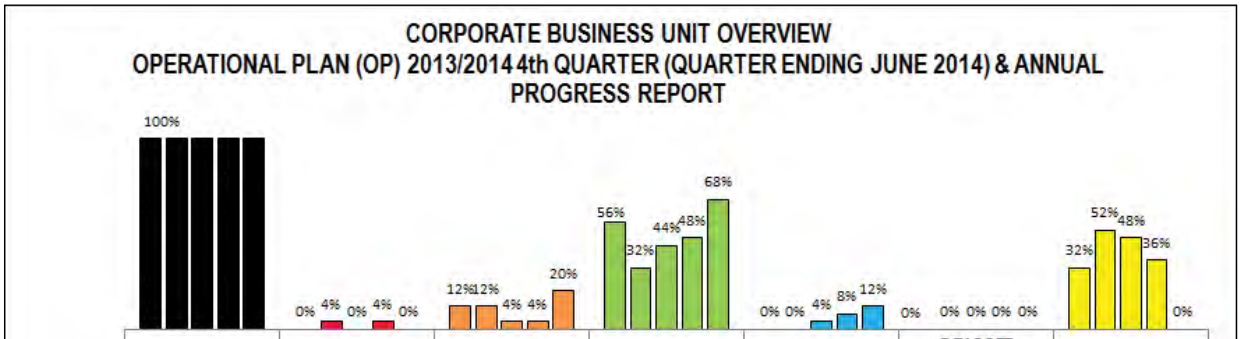

	TOTAL PROJECTS	1 NIL ACHIEVED	2 TARGET PARTIALLY MET	3 TARGET MET	4 TARGET EXCEEDED	5 TARGET EXCEEDED BY 100 %	NOT APPLICABLE
QUARTER 1	100%	0%	12%	56%	0%	0%	32%
QUARTER 2	100%	4%	12%	32%	0%	0%	52%
QUARTER 3	100%	0%	4%	44%	4%	0%	48%
QUARTER 4	100%	4%	4%	48%	8%	0%	36%
ANNUAL	100%	0%	20%	68%	12%	0%	0%

CITY OF CHOICE
PIETERMARITZBURG
MSUNDUZI

INTERNAL AUDIT UNIT OVERVIEW

OPERATIONAL PLAN (OP) 2013/2014 4TH QUARTER (QUARTER ENDING JUNE 2014) & ANNUAL PROGRESS REPORT

	TOTAL PROJECTS	KEY
	1 NIL ACHIEVED	
	2 TARGET PARTIALLY MET	
	3 TARGET MET	
	4 TARGET EXCEEDED	
	5 TARGET EXCEEDED BY 100 %	
	NOT APPLICABLE	

1 INTERNAL AUDIT UNIT OVERVIEW

1.1 TOTAL PROJECTS: 5
- **1.1.1 OPERATING PROJECTS 5**
- **1.1.2 CAPITAL PROJECTS 0**

1.2 GRAPHICAL REPRESENTATION OF PERFORMANCE: OPERATING PROJECTS

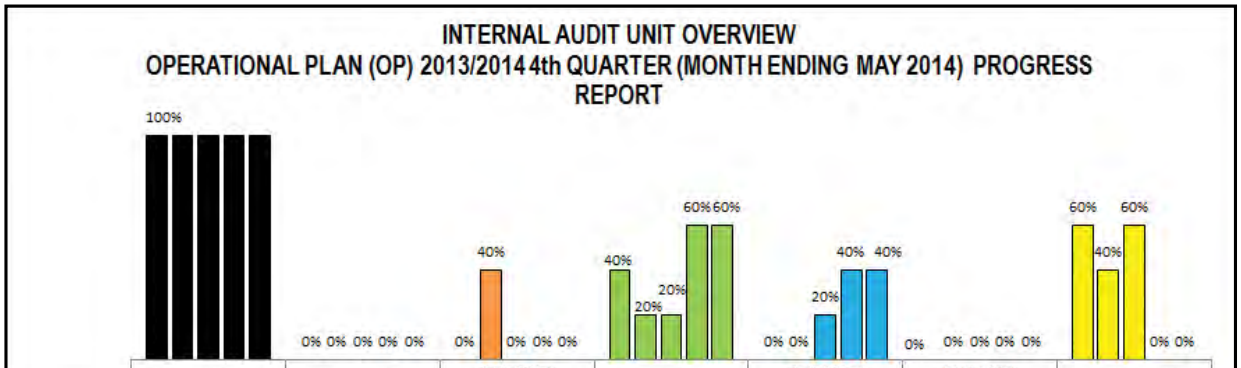

	TOTAL PROJECTS	1 NIL ACHIEVED	2 TARGET PARTIALLY MET	3 TARGET MET	4 TARGET EXCEEDED	5 TARGET EXCEEDED BY 100 %	NOT APPLICABLE
QUARTER 1	100%	0%	0%	40%	0%	0%	60%
QUARTER 2	100%	0%	40%	20%	0%	0%	40%
QUARTER 3	100%	0%	0%	20%	20%	0%	60%
QUARTER 4	100%	0%	0%	60%	40%	0%	0%
ANNUAL	100%	0%	0%	60%	40%	0%	0%

CITY OF CHOICE
PIETERMARITZBURG
MSUNDUZI

OPERATIONAL PLAN FOR THE 2013/2014 FINANCIAL YEAR

BUSINESS UNIT: CORPORATE BUSINESS UNIT

SUB UNIT: INTERNAL AUDIT

IDP REFERENCE	NATIONAL KEY PERFORMANCE INDICATOR	PROGRAMME	PROJECT	WARD	BASELINE / STATUS QUO	MEASURABLE OBJECTIVE	ANNUAL TARGET / OUTPUT	PERFORMANCE MEASURE	ANNUAL BUDGET INFORMATION				PERFORMANCE REPORTING - QUARTER 4 - MONTH ENDING JUNE 2014							PERFORMANCE REPORTING - ANNUAL PROGRESS 2013/2014 FINANCIAL YEAR						
									OPEX	CAPEX	REVENUE		QUARTER 4 - MONTH ENDING JUNE 2014							ANNUAL PROGRESS 2013/2014 FINANCIAL YEAR						
									VOTE	VOTE	VOTE	FUNDING SOURCE	QUARTER 4 TARGET	QUARTERLY PROGRESS-JUNE 2014 ACTUAL	ACTUAL (1, 2, 3, 4, 5, Not Applicable)	REASON FOR DEVIATION	CORRECTIVE MEASURE	TIME-FRAME TO IMPLEMENT CORRECTIVE MEASURES	SOURCE DOCUMENT	ANNUAL TARGET	ANNUAL TARGET PROGRESS	ACTUAL (1, 2, 3, 4, 5, Not Applicable)	REASON FOR DEVIATION	CORRECTIVE MEASURE	TIME-FRAME TO IMPLEMENT CORRECTIVE MEASURES	SOURCE DOCUMENT
IA 01	GOOD GOVERNANCE & PUBLIC PARTICIPATION	Internal Audit	Audit Plan	N/A	Three year plan done but due to administration coverage was reduced	To ensure effective reporting on Systems of Internal Control, Governance & Risk Management to the Accounting Officer, Management, Executive, Audit Committee & Council	Three Year Rolling Audit Plan & Annual Plan developed and submitted to the Audit Committee for approval by 30th of June 2014	Date of submission of the revised Three Year Rolling Audit Plan & Annual Plan to the Audit Committee	N/A	N/A	N/A	N/A	Three Year Rolling Audit Plan & Annual Plan developed and submitted to the Audit Committee for approval by 30th of June 2014	Three Year Rolling Audit Plan & Annual Plan developed and submitted to the Audit Committee & approved on 24 June 2014	4	N/A	N/A	N/A	Audit Committee minutes & resolution	Three Year Rolling Audit Plan & Annual Plan developed and submitted to the Audit Committee for approval by 30th of June 2014	Three Year Rolling Audit Plan & Annual Plan developed and submitted to the Audit Committee & approved on 24 June 2014	4	N/A	N/A	N/A	Audit Committee minutes & resolution
									N/A	N/A	N/A	N/A	N/A	N/A	N/A	N/A	N/A	N/A	N/A	N/A	N/A	N/A	N/A	N/A	N/A	N/A
IA 02	GOOD GOVERNANCE & PUBLIC PARTICIPATION	Internal Audit	Internal audit assignments	N/A	N/A	To ensure effective reporting on Systems of Internal Control, Governance & Risk Management to the Accounting Officer, Management, Executive, Audit Committee & Council	Internal audit assignments completed within the timeframes as contained in the approved internal audit plan	Timeframe within which internal audit assignments are completed	4 500 000	N/A	N/A	Council	Internal audit assignments completed within the timeframes as contained in the approved internal audit plan	115 audits planned & completed by 30 June 2014. 6 Trade Payables planned & completed by 30 June 2014. 3 Consumer Refunds planned & completed by 30 June 2014. 5 unplanned audits over & above the planned audits were completed	4	N/A	N/A	N/A	Updated annual audit plan & audit reports	Internal audit assignments completed within the timeframes as contained in the approved internal audit plan	46 audits planned for the 2013/14 & 44 completed. 24 planned & 23 completed. 12 Consumer Refunds planned & 16. 13 unplanned audits completed over & above planned	4	Whilst actual performance is rated as 4, it must be recognized that the 2 audits that were not done were beyond our control; however, 16 unplanned audits were completed	The 2 audits have been incorporated into the 2014/15 annual audit plan	2 audits to be done in July & august 2014/15 & 1 has commenced.	Updated annual audit plan & audit reports
									0361001100	N/A	N/A		1 125 000. 00	N/A	N/A	N/A	N/A	N/A	N/A	N/A	N/A	N/A	N/A	N/A	N/A	N/A
IA 03	GOOD GOVERNANCE & PUBLIC PARTICIPATION	Internal Audit	Anti-fraud & corruption rollout campaign	N/A	No record of Anti-fraud & corruption campaigns	To ensure effective Anti-Fraud & Corruption Strategies are rolled out within the municipality	Anti-fraud & corruption roll-out campaign completed by 31 December 2013	Anti-fraud & corruption campaign annually by 31 December 2013	500 000	N/A	N/A	Council	N/A		3	N/A	N/A	N/A	Invitation & photographs of the launch	Anti-fraud & corruption rollout campaign completed by 30 June 2014	Anti-fraud & corruption rollout campaign completed by 30 June 2014	3	All materail & plan of the unit were completed in MAY 2014 but due to election commitments of the leadership the launch could not be done.	Provisional date given is 1 August 2014	Provisional date given is 1 August 2015	Invitation & photographs of the launch
									0361001100	N/A	N/A		N/A	N/A	N/A	N/A	N/A	N/A	N/A	N/A	N/A	N/A	N/A	N/A	N/A	N/A
IA 04	GOOD GOVERNANCE & PUBLIC PARTICIPATION	Internal Audit	Training plan	N/A	No training plan developed	To ensure trained & developed Internal Audit Unit that is effective and efficient.	Training plan developed for the IA Unit for 2014/15 by the 31st of May 2014	Date of Completion of IA training plan	N/A	N/A	N/A	N/A	Training plan developed for the IA Unit for 2014/15 by the 31st of May 2014	Training plan developed for the IA Unit for 2014/15 by the 31st of May 2015	3	N/A	N/A	N/A	Training plan	Training plan developed for the IA Unit for 2014/15 by the 31st of May 2014	Training plan developed for the IA Unit for 2014/15 by the 31st of May 2015	3	N/A	N/A	N/A	Training plan
									N/A	N/A	N/A	N/A	N/A	N/A	N/A	N/A	N/A	N/A	N/A	N/A	N/A	N/A	N/A	N/A	N/A	N/A
IA 05	GOOD GOVERNANCE & PUBLIC PARTICIPATION	Internal Audit	Training plan	N/A	No training conducted	To ensure trained & developed Internal Audit Unit that is effective and efficient.	Training plan for the IA Unit implemented as per the approved plan by the 30th of June 2014	Number of training courses attended by internal audit staff as per approved plan	R120 000. 00	N/A	N/A	N/A	Training for the IA Unit implemented as per the approved plan	Training for the IA Unit implemented as per the approved plan	3	N/A	N/A	N/A	Training plan	Training for the IA Unit implemented as per the approved plan by the 30th of June 2014	Training for the IA Unit implemented as per the approved plan by the 30th of June 2015	3	N/A	N/A	N/A	Training plan
									0361301415	N/A	N/A	Council	R120 000. 00	N/A	N/A	N/A	N/A	N/A	N/A	N/A	N/A	N/A	N/A	N/A	N/A	N/A

PERFORMANCE MANAGEMENT SYSTEM UNIT OVERVIEW

OPERATIONAL PLAN (OP) 2013/2014 4TH QUARTER (QUARTER ENDING JUNE 2014) & ANNUAL PROGRESS REPORT

	TOTAL PROJECTS	KEY
	1 NIL ACHIEVED	
	2 TARGET PARTIALLY MET	
	3 TARGET MET	
	4 TARGET EXCEEDED	
	5 TARGET EXCEEDED BY 100 %	
	NOT APPLICABLE	

1 PERFORMANCE MANAGEMENT SYSTEM UNIT OVERVIEW

1.1 TOTAL PROJECTS: 13
- **1.1.1 OPERATING PROJECTS 13**
- **1.1.2 CAPITAL PROJECTS 0**

1.2 GRAPHICAL REPRESENTATION OF PERFORMANCE: OPERATING PROJECTS

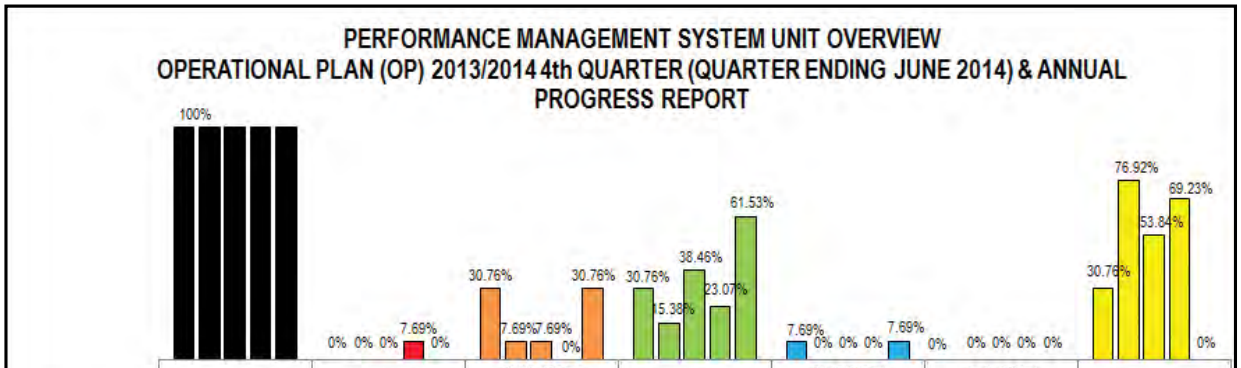

	TOTAL PROJECTS	1 NIL ACHIEVED	2 TARGET PARTIALLY MET	3 TARGET MET	4 TARGET EXCEEDED	5 TARGET EXCEEDED BY 100 %	NOT APPLICABLE
QUARTER 1	100%	0%	30.76%	30.76%	7.69%	0%	30.76%
QUARTER 2	100%	0%	7.69%	15.38%	0%	0%	76.92%
QUARTER 3	100%	0%	7.69%	38.46%	0%	0%	53.84%
QUARTER 4	100%	7.69%	0%	23.07%	0%	0%	69.23%
ANNUAL	100%	0%	30.76%	61.53%	7.69%	0%	0%

CITY OF CHOICE
PIETERMARITZBURG
MSUNDUZI

OPERATIONAL PLAN FOR THE 2013/2014 FINANCIAL YEAR

BUSINESS UNIT: CORPORATE BUSINESS UNIT

SUB UNIT: OFFICE OF THE MUNICIPAL MANAGER (PERFORMANCE MANAGEMENT SYSTEM)

DP REFERENCE	NATIONAL KEY PERFORMANCE INDICATOR	PROGRAMME	PROJECT	WARD	BASELINE / STATUS QUO	MEASURABLE OBJECTIVE	ANNUAL TARGET / OUTPUT	PERFORMANCE MEASURE	ANNUAL BUDGET INFORMATION				PERFORMANCE REPORTING - QUARTER 4 - MONTH ENDING JUNE 2014							PERFORMANCE REPORTING - ANNUAL PROGRESS 2013/2014 FINANCIAL YEAR						
									OPEX	CAPEX	REVENUE		QUARTER 4 - MONTH ENDING JUNE 2014							ANNUAL PROGRESS 2013/2014 FINANCIAL YEAR						
									VOTE	VOTE	VOTE	FUNDING SOURCE	QUARTER 4 TARGET	QUARTERLY PROGRESS-JUNE 2014 ACTUAL	ACTUAL (1, 2, 3, 4, 5, Not Applicable)	REASON FOR DEVIATION	CORRECTIVE MEASURE	TIME-FRAME TO IMPLEMENT CORRECTIVE MEASURES	SOURCE DOCUMENT	ANNUAL TARGET	ANNUAL TARGET PROGRESS	ACTUAL (1, 2, 3, 4, 5, Not Applicable)	REASON FOR DEVIATION	CORRECTIVE MEASURE	TIME-FRAME TO IMPLEMENT CORRECTIVE MEASURES	SOURCE DOCUMENT
PMS 02	GOOD GOVERNANCE & PUBLIC PARTICIPATION	Organizational Performance Management	SDBIP	N/A	Draft SDBIP 2012/2013 submitted to the Mayor on the 25th of June 2012	Draft SDBIP 2014/2015 submitted to the Mayor for approval within 28 days after the approval of the budget	Draft SDBIP 2014/2015 submitted to the Mayor for approval within 28 days after the approval of the budget	Date of submission of Draft SDBIP 2014/2015 to the Mayor for Approval	N/A	N/A	N/A	N/A	Draft SDBIP 2014/2015 submitted to the Mayor for approval within 28 days after the approval of the budget	Draft SDBIP 2014/2015 submitted to the Mayor for approval within 28 days after the approval of the budget	3	N/A	N/A	N/A	Signed letter approving SDBIP by the Mayor / SDBIP 14/15	Draft SDBIP 2014/2015 submitted to the Mayor for approval within 28 days after the approval of the budget	Draft SDBIP 2014/2015 submitted to the Mayor for approval within 28 days after the approval of the budget	3	N/A	N/A	N/A	Signed letter approving SDBIP by the Mayor / SDBIP 14/15
									N/A	N/A	N/A		N/A	N/A	N/A	N/A	N/A	N/A	N/A	N/A	N/A	N/A	N/A	N/A	N/A	N/A
PMS 03	GOOD GOVERNANCE & PUBLIC PARTICIPATION	Organizational Performance Management	Organizational performance management framework review	N/A	Organizational Performance Management framework for the 12/13 financial year was approved on the 26th of September 2012	Annual organizational performance management framework reviewed and submitted to SMC	Annual organizational performance management framework reviewed and submitted to SMC by the 8th of July 2013	Date Annual organizational performance management framework submitted to SMC	N/A	N/A	N/A	N/A	N/A	N/A	NOT APPLICABLE	N/A	N/A	N/A	N/A	Annual organizational performance management framework reviewed and submitted to SMC by the 8th of July 2013	Submitted to OMC on the 22nd of July 2013, approved by SMC on the same day	2	PMS unit is understaffed	Practioners to be employed to share the workload	N/A	Minutes of the meeting / Cover reports and reviewed policy
									N/A	N/A	N/A		N/A	N/A	N/A	N/A	N/A	N/A	N/A	N/A	N/A	N/A	N/A	N/A	N/A	N/A
PMS 04	GOOD GOVERNANCE & PUBLIC PARTICIPATION	Individual Performance Management	Individual performance management framework review	N/A	Individual Performance Management framework for the 12/13 financial year was approved on the 25th of January 2013	Annual indvidual performance management framework reviewed and submitted to SMC	Annual individual performance management framework reviewed and submitted to SMC by the 30th of September 2013	Date Individual performance management framework submitted to SMC	N/A	N/A	N/A	N/A	N/A	N/A	NOT APPLICABLE	N/A	N/A	N/A	N/A	Annual individual performance management framework reviewed and submitted to SMC by the 30th of September 2013	Submitted to OMC on the 22nd of July 2013, approved by SMC on the same day	4	N/A	N/A	N/A	Minutes of the meeting / Cover reports and reviewed policy
									N/A	N/A	N/A		N/A	N/A	N/A	N/A	N/A	N/A	N/A	N/A	N/A	N/A	N/A	N/A	N/A	N/A
PMS 05	GOOD GOVERNANCE & PUBLIC PARTICIPATION	Organizational Performance Management	SDBIP	N/A	SDBIP 2012/2013 made public within 14 days after the approval by the mayor	Approved SDBIP placed on municipal website	Approved SDBIP made public on municipal website within 14 days after the approval by the mayor	Date Approved SDBIP placed on municipal website annually	N/A	N/A	N/A	N/A	N/A	N/A	NOT APPLICABLE	N/A	N/A	N/A	N/A	Approved SDBIP made public on municipal website within 14 days after the approval by the mayor	Approved SDBIP 2013/2014 made public by the 14th of July (within 14 days after the approval by the mayor), placed on the municipal website.	3	N/A	N/A	N/A	E-mail correspondence from the Internal ICT unit indicating the SDBIP was published on the website
									N/A	N/A	N/A		N/A	N/A	N/A	N/A	N/A	N/A	N/A	N/A	N/A	N/A	N/A	N/A	N/A	N/A
PMS 06	GOOD GOVERNANCE & PUBLIC PARTICIPATION	Organizational Performance Management	SDBIP Monthly Reports	N/A	8 X SDBIP monthly reports submitted to the OMC	Submit 8 X SDBIP monthly reports to the OMC (End July, August, October, November, January, February, April, May)	8 X SDBIP monthly reports submitted to the OMC (End July, August, October, November, January, February, April, May)	Number of monthly SDBIP reports submitted to the OMC	R504 480. 00	N/A	N/A	Council	Submit 2 X SDBIP monthly reports to the OMC (End April, May)	2 X SDBIP monthly reports submitted to the OMC (End April, May)	3	N/A	N/A	N/A	OMC Agendas, OMC meeting minutes, OMC resolutions and Monthly Reports	8 X SDBIP monthly reports submitted to the OMC (End July, August, October, November, January, February, April, May)	8 X SDBIP monthly reports submitted to the OMC (End July, August, October, November, January, February, April, May)	3	N/A	N/A	N/A	OMC Agendas, OMC meeting minutes, OMC resolutions and Monthly Reports
									014 100 1345	N/A	N/A		R126 120. 00	N/A	N/A	N/A	N/A	N/A	N/A	N/A	N/A	N/A	N/A	N/A	N/A	N/A

DP REFERENCE	NATIONAL KEY PERFORMANCE INDICATOR	PROGRAMME	PROJECT	WARD	BASELINE / STATUS QUO	MEASURABLE OBJECTIVE	ANNUAL TARGET / OUTPUT	PERFORMANCE MEASURE	ANNUAL BUDGET INFORMATION				PERFORMANCE REPORTING - QUARTER 4 - MONTH ENDING JUNE 2014							PERFORMANCE REPORTING - ANNUAL PROGRESS 2013/2014 FINANCIAL YEAR						
									OPEX	CAPEX	REVENUE		QUARTER 4 - MONTH ENDING JUNE 2014							ANNUAL PROGRESS 2013/2014 FINANCIAL YEAR						
									VOTE	VOTE	VOTE	FUNDING SOURCE	QUARTER 4 TARGET	QUARTERLY PROGRESS-JUNE 2014 ACTUAL	ACTUAL (1, 2, 3, 4, 5, Not Applicable)	REASON FOR DEVIATION	CORRECTIVE MEASURE	TIME-FRAME TO IMPLEMENT CORRECTIVE MEASURES	SOURCE DOCUMENT	ANNUAL TARGET	ANNUAL TARGET PROGRESS	ACTUAL (1, 2, 3, 4, 5, Not Applicable)	REASON FOR DEVIATION	CORRECTIVE MEASURE	TIME-FRAME TO IMPLEMENT CORRECTIVE MEASURES	SOURCE DOCUMENT
PMS 07	GOOD GOVERNANCE & PUBLIC PARTICIPATION	Organizational Performance Management	SDBIP Quarterly Reports	N/A	4 X SDBIP quarterly reports submitted to the OMC	Submission of 4 X SDBIP quarterly reports to the OMC (Q 4 of previous financial year, Q1 , Q2, Q3 of current financial year)	4 X SDBIP quarterly reports submitted to the OMC (Q 4 of previous financial year, Q1 , Q2, Q3 of current financial year)	Number of quarterly SDBIP reports submitted to the OMC	R252 240. 00	N/A	N/A	Council	Submission of 1 X SDBIP quarterly reports to the OMC (Q3 of the 13/14 financial year)	1 X SDBIP quarterly report submitted to the OMC (Q3 of the 13/14 financial year)	3	N/A	N/A	N/A	OMC Agenda, OMC meeting minutes, OMC resolution and Quarterly Reports	4 X SDBIP quarterly reports submitted to the OMC (Q 4 of previous financial year, Q1 , Q2, Q3 of current financial year)	4 X SDBIP quarterly reports submitted to the OMC (Q 4 of previous financial year, Q1 , Q2, Q3 of current financial year)	3	N/A	N/A	N/A	OMC Agenda, OMC meeting minutes, OMC resolution and Quarterly Reports
									014 100 1345	N/A	N/A		R63 060. 00	N/A	N/A	N/A	N/A	N/A	N/A	N/A	N/A	N/A	N/A	N/A	N/A	N/A
PMS 08	GOOD GOVERNANCE & PUBLIC PARTICIPATION	Performance Management Reporting	Annual Performance Report	N/A	Completed Annual Performance Report submitted to the Auditor General by 31st August 2012	Completed Annual Performance Report submitted to the Auditor General by 31st August annually	Annual Performance Report submitted to the Auditor General by 31st August 2013	Date of submission of APR to the AG	N/A	N/A	N/A	N/A	N/A	N/A	NOT APPLICABLE	N/A	N/A	N/A	N/A	Annual Performance Report submitted to the Auditor General by 31st August 2013	Annual Performance Report submitted to the Auditor General by 31st August 2013	3	N/A	N/A	N/A	Letter of acknowledement of receipt from the AG
									N/A	N/A	N/A		N/A	N/A	N/A	N/A	N/A	N/A	N/A	N/A	N/A	N/A	N/A	N/A	N/A	N/A
PMS 09	GOOD GOVERNANCE & PUBLIC PARTICIPATION	Performance Management Reporting	Mid-Year Performance Review	N/A	Mid-Year Performance Review submitted to Council on the 25th of January 2012	Date of submission of Performance Review to Council annually	Mid-Year Performance review submitted to Council by the 25th of January 2014	Date of submission of Performance Review to Council annually	N/A	N/A	N/A	N/A	N/A	N/A	NOT APPLICABLE	N/A	N/A	N/A	N/A	Mid-Year Performance review submitted to Council by the 25th of January 2014	Mid-Year Performance review submitted to Council by the 22nd of January 2014	3	N/A	N/A	N/A	Minutes of the FC meeting, Resolution and Report
									N/A	N/A	N/A		N/A	N/A	N/A	N/A	N/A	N/A	N/A	N/A	N/A	N/A	N/A	N/A	N/A	N/A
PMS 10	GOOD GOVERNANCE & PUBLIC PARTICIPATION	Performance Management Reporting	Annual Report	N/A	Annual Report 11/12 tabled in Council on the 25th of January 2013	Date of tabling of Annual Report tabled in Council annually	Annual Report tabled in Council by the 31st of January 2014	Date of tabling of Annual Report tabled in Council	R230 000. 00	N/A	N/A	Council	N/A	N/A	NOT APPLICABLE	N/A	N/A	N/A	N/A	Annual Report tabled in Council by the 31st of January 2014	Annual Report tabled in Council by the 30th of January 2014	3	N/A	N/A	N/A	Minutes of the FC meeting, Resolution and Report
									011 100 1031	N/A	N/A		N/A	N/A	N/A	N/A	N/A	N/A	N/A	N/A	N/A	N/A	N/A	N/A	N/A	N/A
PMS 11	GOOD GOVERNANCE & PUBLIC PARTICIPATION	Performance Management Reporting	Oversight Report	N/A	Oversight Report tabled and adopted by Council on the 27th of March 2013	Oversight Report tabled and adopted by Council by the 31st March annually	Oversight Report tabled and adopted by Council by the 31st March 2014	Date Oversight Report is tabled and adopted by Council annually	R45 000. 00	N/A	N/A	Council	N/A	N/A	NOT APPLICABLE	N/A	N/A	N/A	N/A	Oversight Report tabled and adopted by Council by the 31st March 2014	Oversight Report tabled and adopted by Council by the 26th of March 2014	3	N/A	N/A	N/A	Minutes of the FC meeting, Resolution and Report
									N/A	N/A	N/A		N/A	N/A	N/A	N/A	N/A	N/A	N/A	N/A	N/A	N/A	N/A	N/A	N/A	N/A
PMS 12	GOOD GOVERNANCE & PUBLIC PARTICIPATION	Individual Performance Management	Level 3 Performance Agreements	N/A	16 x signed performance agreement for Managers up to level 3 completed on the 14th of August 2012	27 x signed performance agreements for Managers up to level 3 by the 31st of July annually	27 x signed performance agreements for Managers up to level 3 by the 31st of July 2013	Number & date of signed performance agreements for Managers up to level 3	N/A	N/A	N/A	N/A	N/A	N/A	NOT APPLICABLE	N/A	N/A	N/A	N/A	27 x signed performance agreements for Managers up to level 3 by the 31st of July 2013	26 x signed performance agreements for Managers up to level 3 by the 31st of July 2013	2	IDP: Manager post vacant	Upon post being filled the incumbent will have to conclude a performance agreement	Upon post being filled	Signed performance agreements
									N/A	N/A	N/A		N/A	N/A	N/A	N/A	N/A	N/A	N/A	N/A	N/A	N/A	N/A	N/A	N/A	N/A
PMS 13	GOOD GOVERNANCE & PUBLIC PARTICIPATION	Individual Performance Management	S57 performance agreements	N/A	5 x signed performance agreements for S56/57 Managers on the 12th of July 2012 & 1 x signed performance agreement for S56/57 Managers on the 7th of September 2012	6 x signed performance agreements for S56/57 Managers by the 14th of July annually	6 x signed performance agreements for S56/57 Managers by the 14th of July annually	Number of signed performance agreements for S56/57 Managers by the 14th of July annually	N/A	N/A	N/A	N/A	N/A	N/A	NOT APPLICABLE	N/A	N/A	N/A	N/A	6 x signed performance agreements for S56/57 Managers by the 14th of July annually	5 x signed performance agreements for S56/57 Managers by the 14th of July annually	2	DMM: ISF was on official work in CHINA at the time of concluding performance agreements for s56/57 managers	DMM concluded his PA upon his return	N/A	Signed performance agreements
									N/A	N/A	N/A		N/A	N/A	N/A	N/A	N/A	N/A	N/A	N/A	N/A	N/A	N/A	N/A	N/A	N/A

DP REFERENCE	NATIONAL KEY PERFORMANCE INDICATOR	PROGRAMME	PROJECT	WARD	BASELINE / STATUS QUO	MEASURABLE OBJECTIVE	ANNUAL TARGET / OUTPUT	PERFORMANCE MEASURE	ANNUAL BUDGET INFORMATION				PERFORMANCE REPORTING - QUARTER 4 - MONTH ENDING JUNE 2014							PERFORMANCE REPORTING - ANNUAL PROGRESS 2013/2014 FINANCIAL YEAR						
									OPEX	CAPEX	REVENUE		QUARTER 4 - MONTH ENDING JUNE 2014							ANNUAL PROGRESS 2013/2014 FINANCIAL YEAR						
									VOTE	VOTE	VOTE	FUNDING SOURCE	QUARTER 4 TARGET	QUARTERLY PROGRESS-JUNE 2014 ACTUAL	ACTUAL (1, 2, 3, 4, 5, Not Applicable)	REASON FOR DEVIATION	CORRECTIVE MEASURE	TIME-FRAME TO IMPLEMENT CORRECTIVE MEASURES	SOURCE DOCUMENT	ANNUAL TARGET	ANNUAL TARGET PROGRESS	ACTUAL (1, 2, 3, 4, 5, Not Applicable)	REASON FOR DEVIATION	CORRECTIVE MEASURE	TIME-FRAME TO IMPLEMENT CORRECTIVE MEASURES	SOURCE DOCUMENT
PMS 14	GOOD GOVERNANCE & PUBLIC PARTICIPATION	Individual Performance Management	Performance assessments	N/A	30 Quarterly Assessments of all Managers up to level 3	34 x individual performance assessments of all managers up to level 3 conducted on a quarterly basis	34 x individual performance assessments of all managers up to level 3 conducted on a quarterly basis	Number of individual performance assessments of all managers up to level 3 conducted on a quarterly basis	N/A	N/A	N/A	N/A	34 x individual performance assessments of all managers up to level 3 conducted on a quarterly basis (Q3 assesments for the 13/14 financial year	Nil	1	Due to the National Election the assessments were unable to take place due to the unavailability of the evaluation panels	Assessment schedules to be developed, evaluation panel members to be informed of the dates and times, assessments to be conducted	1 month	N/A	34 x individual performance assessments of all managers up to level 3 conducted on a quarterly basis	Q1 - All Assessments completed / Q 2 All assessments conducted except MM. Q3 & Annual - No assessments conducted.	2	Due to the National Election the assessments were unable to take place due to the unavailability of the evaluation panels	Assessment schedules to be developed, evaluation panel members to be informed of the dates and times, assessments to be conducted	1 month	Q1 & Q2 assessment reports
									N/A	N/A	N/A		N/A	N/A	N/A	N/A	N/A	N/A	N/A	N/A	N/A	N/A	N/A	N/A	N/A	N/A

MARKETING MANAGEMENT UNIT OVERVIEW

OPERATIONAL PLAN (OP) 2013/2014 4TH QUARTER (QUARTER ENDING JUNE 2014) & ANNUAL PROGRESS REPORT

	TOTAL PROJECTS	KEY
	1 NIL ACHIEVED	
	2 TARGET PARTIALLY MET	
	3 TARGET MET	
	4 TARGET EXCEEDED	
	5 TARGET EXCEEDED BY 100 %	
	NOT APPLICABLE	

1 MARKETING MANAGEMENT UNIT OVERVIEW

1.1 TOTAL PROJECTS: 5
- **1.1.1 OPERATING PROJECTS 5**
- **1.1.2 CAPITAL PROJECTS 0**

1.2 GRAPHICAL REPRESENTATION OF PERFORMANCE: OPERATING PROJECTS

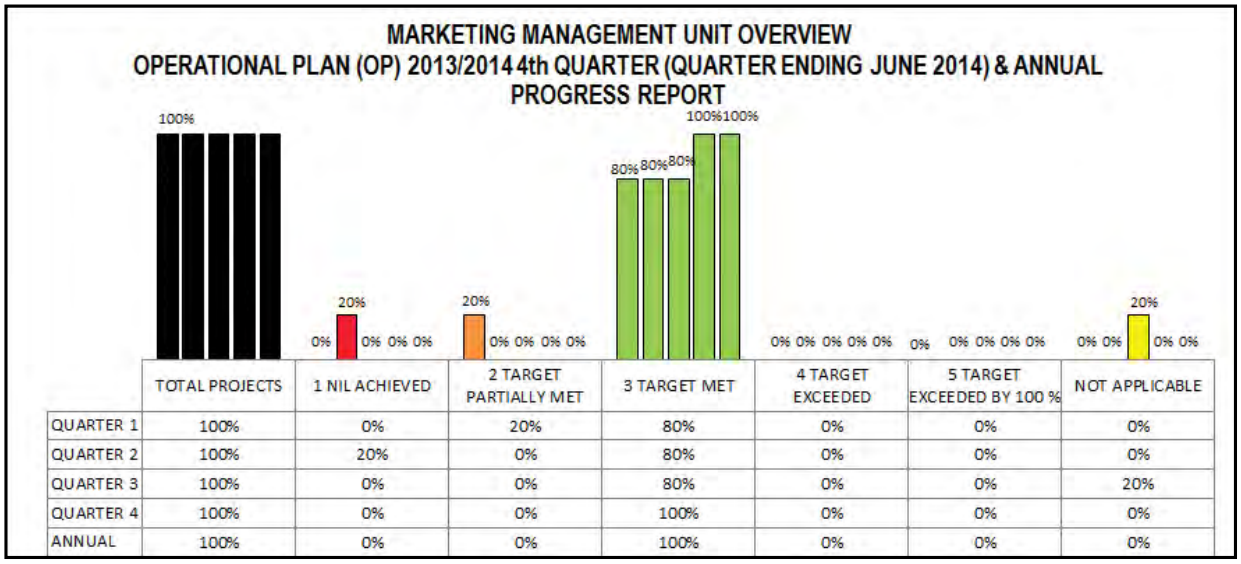

	TOTAL PROJECTS	1 NIL ACHIEVED	2 TARGET PARTIALLY MET	3 TARGET MET	4 TARGET EXCEEDED	5 TARGET EXCEEDED BY 100 %	NOT APPLICABLE
QUARTER 1	100%	0%	20%	80%	0%	0%	0%
QUARTER 2	100%	20%	0%	80%	0%	0%	0%
QUARTER 3	100%	0%	0%	80%	0%	0%	20%
QUARTER 4	100%	0%	0%	100%	0%	0%	0%
ANNUAL	100%	0%	0%	100%	0%	0%	0%

CITY OF CHOICE
PIETERMARITZBURG
MSUNDUZI

OPERATIONAL PLAN FOR THE 2013/2014 FINANCIAL YEAR

BUSINESS UNIT: CORPORATE BUSINESS UNIT

SUB UNIT: MARKETING MANAGEMENT

IDP REFERENCE	NATIONAL KEY PERFORMANCE INDICATOR	PROGRAMME	PROJECT	WARD	BASELINE / STATUS QUO	MEASURABLE OBJECTIVE	ANNUAL TARGET / OUTPUT	PERFORMANCE MEASURE	ANNUAL BUDGET INFORMATION				PERFORMANCE REPORTING - QUARTER 4 - MONTH ENDING JUNE 2014							PERFORMANCE REPORTING - ANNUAL PROGRESS 2013/2014 FINANCIAL YEAR						
									OPEX	CAPEX	REVENUE		QUARTER 4 - MONTH ENDING JUNE 2014							ANNUAL PROGRESS 2013/2014 FINANCIAL YEAR						
									VOTE	VOTE	VOTE	FUNDING SOURCE	QUARTER 4 TARGET	QUARTERLY PROGRESS-JUNE 2014 ACTUAL	ACTUAL (1, 2, 3, 4, 5, Not Applicable)	REASON FOR DEVIATION	CORRECTIVE MEASURE	TIME-FRAME TO IMPLEMENT CORRECTIVE MEASURES	SOURCE DOCUMENT	ANNUAL TARGET	ANNUAL TARGET PROGRESS	ACTUAL (1, 2, 3, 4, 5, Not Applicable)	REASON FOR DEVIATION	CORRECTIVE MEASURE	TIME-FRAME TO IMPLEMENT CORRECTIVE MEASURES	SOURCE DOCUMENT
M & C 01	GOOD GOVERNANCE & PUBLIC PARTICIPATION	Corporate Identity	Implementation	N/A	Approved Corporate Identity manual	Corporate identity manual implemented	Corporate identity manual implemented as per approved manual by the 30th of June 2014	Implementation as per approved corporate identity manual	N/A	N/A	N/A	N/A	Corporate identity manual implemented as per approved manual by the 30th of June 2014	Corporate identity manual implemented as per approved manual by the 30th of June 2014	3	N/A	N/A	N/A	Corporate identity manual	Corporate identity manual implemented as per approved manual by the 30th of June 2014	Corporate identity manual implemented as per approved manual by the 30th of June 2014	3	N/A	N/A	N/A	Corporate identity manual
									N/A	N/A	N/A		N/A	N/A	N/A	N/A	N/A	N/A	N/A	N/A	N/A	N/A	N/A	N/A	N/A	N/A
M & C 02	GOOD GOVERNANCE & PUBLIC PARTICIPATION	Marketing Strategy	Implementation	N/A	Marketing strategy approved	Implementation of the approved marketing strategy	Marketing strategy implemented as per approved strategy by the 30th of June 2014	Implementation as per approved Marketing strategy	N/A	N/A	N/A	N/A	Marketing strategy implemented as per approved strategy by the 30th of June 2014	Marketing strategy implemented as per approved strategy by the 30th of June 2014	3	N/A	N/A	N/A	Marketing strategy	Marketing strategy implemented as per approved strategy by the 30th of June 2014	Marketing strategy implemented as per approved strategy by the 30th of June 2014	3	N/A	N/A	N/A	Marketing strategy
									N/A	N/A	N/A		N/A	N/A	N/A	N/A	N/A	N/A	N/A	N/A	N/A	N/A	N/A	N/A	N/A	N/A
M & C 04	GOOD GOVERNANCE & PUBLIC PARTICIPATION	Communication Tratego	Implmentation of Communication Strategy	N/A	Review Communication Strategy	Implementation of the approved Communication strategy	Communication strategy implemented as per approved strategy by the 30th of June 2014	Implementation as per approved Communication strategy	N/A	N/A	N/A	N/A	Communication strategy implemented as per approved strategy by the 30th of June 2014	Communication strategy implemented as per approved strategy by the 30th of June 2014	3	N/A	N/A	N/A	Communication strategy	Communication strategy implemented as per approved strategy by the 30th of June 2014	Communication strategy implemented as per approved strategy by the 30th of June 2014	3	N/A	N/A	N/A	Communication strategy
									N/A	N/A	N/A		N/A	N/A	N/A	N/A	N/A	N/A	N/A	N/A	N/A	N/A	N/A	N/A	N/A	N/A
M&C 05	GOOD GOVERNANCE & PUBLIC PARTICIPATION	Call Centre	Restructuring of Call Centre	N/A	Call centre is operating with contract and seconded staff	Relocate Call Center	Call Centre relocated 30th of June 2014	Date of Relocation	N/A	To be determined	N/A	N/A	Call Centre relocated 30th of June 2014	Call Centre relocated 30th of June 2014	3	N/A	N/A	N/A	close out report on relocation	Call Centre relocated 30th of June 2014	Call Centre relocated 30th of June 2014	3	N/A	N/A	N/A	close out report on relocation
									N/A	300 000	N/A		N/A	N/A	N/A	N/A	N/A	N/A	N/A	N/A	N/A	.	N/A	N/A	N/A	N/A
M&C 06	GOOD GOVERNANCE & PUBLIC PARTICIPATION	Updating of Website	Compliance with legislation	N/A	Website is updated as per legislation in 12/13 FY	Compliant and informative website	All approved compliance documents to be uploaded on the website submitted to ICT to upload within 48 hours of receipt from the respective user department	Turnaround time for submission to ICT as per receipt from user department	N/A	N/A	N/A	N/A	All approved compliance documents to be uploaded on the website submitted to ICT to upload within 48 hours of receipt from the respective user department	All approved compliance documents to be uploaded on the website submitted to ICT to upload within 48 hours of receipt from the respective user department	3	N/A	N/A	N/A	ICT uploads	All approved compliance documents to be uploaded on the website submitted to ICT to upload within 48 hours of receipt from the respective user department	All approved compliance documents to be uploaded on the website submitted to ICT to upload within 48 hours of receipt from the respective user department	3	N/A	N/A	N/A	ICT uploads
									N/A	N/A	N/A		N/A	N/A	N/A	N/A	N/A	N/A	N/A	N/A	N/A	N/A	N/A	N/A	N/A	N/A

INTEGRATED DEVELOPMENT PLAN UNIT OVERVIEW

OPERATIONAL PLAN (OP) 2013/2014 4TH QUARTER (QUARTER ENDING JUNE 2014) & ANNUAL PROGRESS REPORT

	TOTAL PROJECTS	KEY
	1 NIL ACHIEVED	
	2 TARGET PARTIALLY MET	
	3 TARGET MET	
	4 TARGET EXCEEDED	
	5 TARGET EXCEEDED BY 100 %	
	NOT APPLICABLE	

1 MARKETING MANAGEMENT UNIT OVERVIEW

1.1 TOTAL PROJECTS: 2
- **1.1.1 OPERATING PROJECTS 2**
- **1.1.2 CAPITAL PROJECTS 0**

1.2 GRAPHICAL REPRESENTATION OF PERFORMANCE: OPERATING PROJECTS

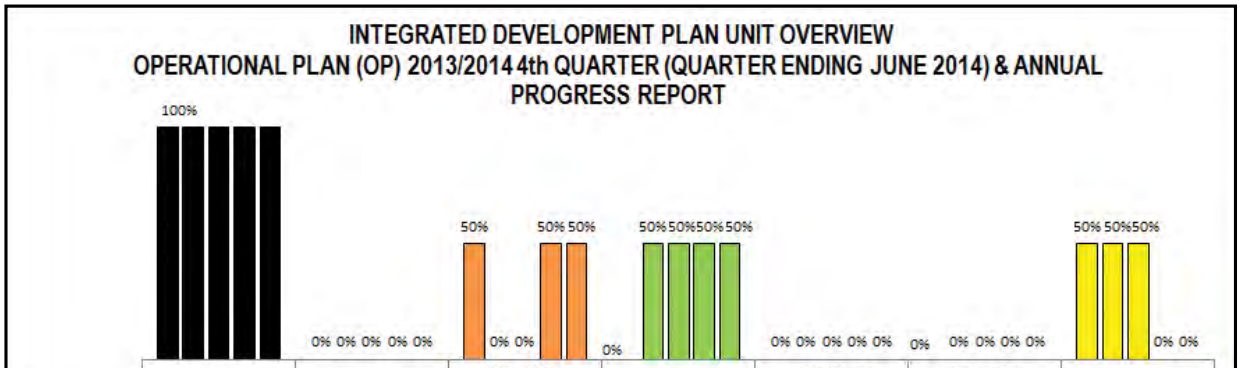

	TOTAL PROJECTS	1 NIL ACHIEVED	2 TARGET PARTIALLY MET	3 TARGET MET	4 TARGET EXCEEDED	5 TARGET EXCEEDED BY 100 %	NOT APPLICABLE
QUARTER 1	100%	0%	50%	0%	0%	0%	50%
QUARTER 2	100%	0%	0%	50%	0%	0%	50%
QUARTER 3	100%	0%	0%	50%	0%	0%	50%
QUARTER 4	100%	0%	50%	50%	0%	0%	0%
ANNUAL	100%	0%	50%	50%	0%	0%	0%

CITY OF CHOICE
PIETERMARITZBURG
MSUNDUZI

OPERATIONAL PLAN FOR THE 2013/2014 FINANCIAL YEAR

BUSINESS UNIT: CORPORATE BUSINESS UNIT

SUB UNIT: INTEGRATED DEVELOPMENT PLAN

IDP REFERENCE	NATIONAL KEY PERFORMANCE INDICATOR	PROGRAMME	PROJECT	WARD	BASELINE / STATUS QUO	MEASURABLE OBJECTIVE	ANNUAL TARGET / OUTPUT	PERFORMANCE MEASURE	ANNUAL BUDGET INFORMATION				PERFORMANCE REPORTING - QUARTER 4 - MONTH ENDING JUNE 2014							PERFORMANCE REPORTING - ANNUAL PROGRESS 2013/2014 FINANCIAL YEAR						
									OPEX	CAPEX	REVENUE		QUARTER 4 - MONTH ENDING JUNE 2014							ANNUAL PROGRESS 2013/2014 FINANCIAL YEAR						
									VOTE	VOTE	VOTE	FUNDING SOURCE	QUARTER 4 TARGET	QUARTERLY PROGRESS-JUNE 2014 ACTUAL	ACTUAL (1, 2, 3, 4, 5, Not Applicable)	REASON FOR DEVIATION	CORRECTIVE MEASURE	TIME-FRAME TO IMPLEMENT CORRECTIVE MEASURES	SOURCE DOCUMENT	ANNUAL TARGET	ANNUAL TARGET PROGRESS	ACTUAL (1, 2, 3, 4, 5, Not Applicable)	REASON FOR DEVIATION	CORRECTIVE MEASURE	TIME-FRAME TO IMPLEMENT CORRECTIVE MEASURES	SOURCE DOCUMENT
IDP 01	GOOD GOVERNANCE & PUBLIC PARTICIPATION	IDP Review	Publication and Printing	ALL	IDP document printed and approved on 12/13 FY	Reviewd IDP document designed, printed and approved	Reviewd IDP document designed, printed and approved by 30th April 2014	Date of Approval of Reviewd IDP document designed, printed	N/A	N/A	N/A	N/A	Reviewd IDP document designed, printed and approved by 30th April 2014	Reviewd IDP document designed, printed and approved by 30th May 2014	2	Approval of the IDP is aigned to the approval of the budget which was only ready for approval at the end of May 2014.	N/A	N/A	1.Council Resolution for approval; 2.Approved IDP 2014/2015	Reviewd IDP document designed, printed and approved by 30th April 2014	Reviewd IDP document designed, printed and approved by 30th May 2014	2	Approval of the IDP is aigned to the approval of the budget which was only ready for approval at the end of May 2014.	N/A	N/A	1.Council Resolution for approval; 2.Approved IDP 2014/2015
									N/A	N/A	N/A		N/A	N/A	N/A	N/A	N/A	N/A	N/A	N/A	N/A	N/A	N/A	N/A	N/A	N/A
IDP 02	GOOD GOVERNANCE & PUBLIC PARTICIPATION	IDP Review	Process Plan	ALL	Impmentation of the DP/Budget Process Plan	Impmentation of the approved IDP/Budget Process Plan for 13/14 Financial year	Implementation of the IDP/Budget Process plan as per the milestones contained in the approved IDP/Budget process plan for the 2013/2014 Financial Year	Implementation of the IDP/Budget Process plan as per the milestones contained in the approved IDP/Budget process plan	N/A	N/A	N/A	N/A	Implementation of the IDP/ Budget Process plan as per the milestones contained in the approved IDP/Budget process plan	Implementation of the IDP/ Budget Process plan as per the milestones contained in the approved IDP/ Budget process plan	3	N/A	N/A	N/A	Approved IDP Process Plan and related outputs	Implementation of the IDP/Budget Process plan as per the milestones contained in the approved IDP/Budget process plan for the 2013/2014 Financial Year	Implementation of the IDP/ Budget Process plan as per the milestones contained in the approved IDP/ Budget process plan	3	N/A	N/A	N/A	Approved IDP Process Plan and related outputs
									N/A	N/A	N/A		N/A	N/A	N/A	N/A	N/A	N/A	N/A	N/A	N/A	N/A	N/A	N/A	N/A	N/A

ANNEXURE B - FINANCE BUSINESS UNIT OVERVIEW

OPERATIONAL PLAN (OP) 2013/2014 4TH QUARTER (QUARTER ENDING JUNE 2014) & ANNUAL PROGRESS REPORT

	TOTAL PROJECTS	KEY
	1 NIL ACHIEVED	
	2 TARGET PARTIALLY MET	
	3 TARGET MET	
	4 TARGET EXCEEDED	
	5 TARGET EXCEEDED BY 100 %	
	NOT APPLICABLE	

1 FINANCE BUSINESS UNIT OVERVIEW

1.1 TOTAL PROJECTS: 34
- **1.1.1 OPERATING PROJECTS 34**
- **1.1.2 CAPITAL PROJECTS 0**

1.2 GRAPHICAL REPRESENTATION OF PERFORMANCE: OPERATING PROJECTS

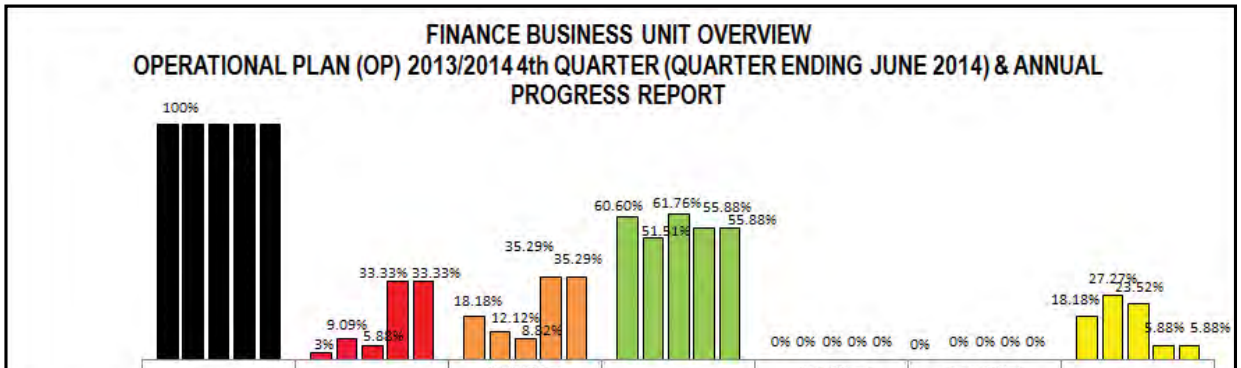

	TOTAL PROJECTS	1 NIL ACHIEVED	2 TARGET PARTIALLY MET	3 TARGET MET	4 TARGET EXCEEDED	5 TARGET EXCEEDED BY 100 %	NOT APPLICABLE
QUARTER 1	100%	3%	18.18%	60.60%	0%	0%	18.18%
QUARTER 2	100%	9.09%	12.12%	51.51%	0%	0%	27.27%
QUARTER 3	100%	5.88%	8.82%	61.76%	0%	0%	23.52%
QUARTER 4	100%	33.33%	35.29%	55.88%	0%	0%	5.88%
ANNUAL	100%	33.33%	35.29%	55.88%	0%	0%	5.88%

CITY OF CHOICE
PIETERMARITZBURG
MSUNDUZI

BUDGET & TREASURY UNIT OVERVIEW

OPERATIONAL PLAN (OP) 2013/2014 4TH QUARTER (QUARTER ENDING JUNE 2014) & ANNUAL PROGRESS REPORT

	TOTAL PROJECTS	KEY
	1 NIL ACHIEVED	
	2 TARGET PARTIALLY MET	
	3 TARGET MET	
	4 TARGET EXCEEDED	
	5 TARGET EXCEEDED BY 100 %	
	NOT APPLICABLE	

1 BUDGET & TREASURY UNIT OVERVIEW

1.1 TOTAL PROJECTS: 10

1.1.1 OPERATING PROJECTS 10

1.1.2 CAPITAL PROJECTS 0

1.2 GRAPHICAL REPRESENTATION OF PERFORMANCE: OPERATING PROJECTS

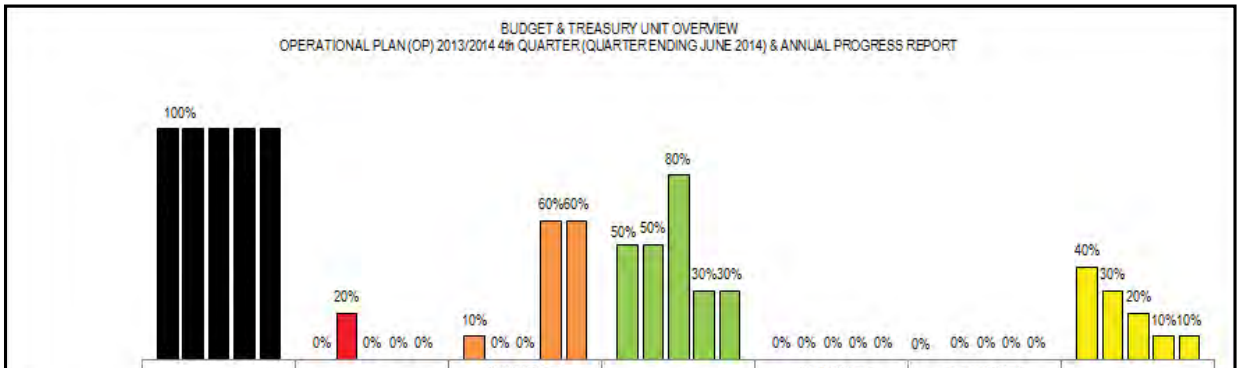

	TOTAL PROJECTS	1 NIL ACHIEVED	2 TARGET PARTIALLY MET	3 TARGET MET	4 TARGET EXCEEDED	5 TARGET EXCEEDED BY 100 %	NOT APPLICABLE
QUARTER 1	100%	0%	10%	50%	0%	0%	40%
QUARTER 2	100%	20%	0%	50%	0%	0%	30%
QUARTER 3	100%	0%	0%	80%	0%	0%	20%
QUARTER 4	100%	0%	60%	30%	0%	0%	10%
ANNUAL	100%	0%	60%	30%	0%	0%	10%

CITY OF CHOICE
PIETERMARITZBURG
MSUNDUZI

OPERATIONAL PLAN FOR THE 2013/2014 FINANCIAL YEAR

BUSINESS UNIT: FINANCE

SUB UNIT: BUDGET & TREASURY

IDP REFERENCE	NATIONAL KEY PERFORMANCE INDICATOR	PROGRAMME	PROJECT	WARD	BASELINE / STATUS QUO	MEASURABLE OBJECTIVE	ANNUAL TARGET / OUTPUT	PERFORMANCE MEASURE	ANNUAL BUDGET INFORMATION				PERFORMANCE REPORTING - QUARTER 4 - MONTH ENDING JUNE 2014							PERFORMANCE REPORTING - ANNUAL PROGRESS 2013/2014 FINANCIAL YEAR						
									OPEX	CAPEX	REVENUE		QUARTER 4 - MONTH ENDING JUNE 2014							ANNUAL PROGRESS 2013/2014 FINANCIAL YEAR						
									VOTE	VOTE	VOTE	FUNDING SOURCE	QUARTER 4 TARGET	QUARTERLY PROGRESS-JUNE 2014 ACTUAL	ACTUAL (1, 2, 3, 4, 5, Not Applicable)	REASON FOR DEVIATION	CORRECTIVE MEASURE	TIME-FRAME TO IMPLEMENT CORRECTIVE MEASURES	SOURCE DOCUMENT	ANNUAL TARGET	ANNUAL TARGET PROGRESS	ACTUAL (1, 2, 3, 4, 5, Not Applicable)	REASON FOR DEVIATION	CORRECTIVE MEASURE	TIME-FRAME TO IMPLEMENT CORRECTIVE MEASURES	SOURCE DOCUMENT
B & T 01	MUNICIPAL FINANCIAL VIABILITY	IDP/Budget process plan	Process Plan	N/A	2012/2013 IDP/Budget process plan approved on the 31 August 2012	IDP/Budget process plan for 2014/15 developed and submitted to SMC	IDP/Budget process plan for 2014/15 Developed and Submitted to SMC by the 31st July 2013	Date IDP/ Budget process plan submitted to SMC	N/A	N/A	N/A	N/A	N/A	N/A	2	N/A	N/A	N/A	Draft Budget Process plan	IDP/Budget process plan for 2014/15 Developed and Submitted to SMC by the 31st July 2013	Draft Budgdet Process plan	2	N/A	N/A	N/A	Draft Budget process plan
									N/A	N/A	N/A		N/A	N/A	N/A	N/A	N/A	N/A	N/A	N/A	N/A	N/A	N/A	N/A	N/A	
B & T 01	MUNICIPAL FINANCIAL VIABILITY	IDP/Budget process plan	Implementation of process plan	N/A	Budget Approved in May 2012	Preparation of 2014/15 budget in terms of Chapter 4 of MFMA by 30 April 2014	Final Draft budget for 2014/15 & two outer years submitted to SMC by the 30th of April 2014	Date Final Draft budget for 2014/15 & two outer years submitted to SMC	N/A	N/A	N/A	N/A	N/A	N/A	NOT APPLICABLE	N/A	N/A	N/A	Council Resolution	Final Draft budget for 2014/15 & two outer years submitted to SMC by the 30th of April 2014	Final Draft budget for 2014/15 & two outer years submitted to SMC by the 30th of April 2014	3	N/A	N/A	N/A	Council Resolution
									N/A	N/A	N/A		N/A	N/A	N/A	N/A	N/A	N/A	N/A	N/A	N/A	N/A	N/A	N/A	N/A	N/A
B & T 01	MUNICIPAL FINANCIAL VIABILITY	IDP/Budget process plan	Implementation of process plan	N/A	Budget Approved in May 2012	Preparation of 2014/15 budget in terms of Chapter 4 of MFMA by 30 April 2014	Summary of the approved budget and tariff of charges Advertised by the 30th of June 2014	Date Summary of the approved budget and tariff of charges Advertised	N/A	N/A	N/A	N/A	Summary of the approved budget and tariff of charges Advertised by the 30th of June 2014	Done	3	N/A	N/A	N/A	Council Resolution	Summary of the approved budget and tariff of charges Advertised by the 30th of June 2014	Summary of the approved budget and tariff of charges Advertised by the 30th of June 2015	3	N/A	N/A	N/A	Council Resolution
									N/A	N/A	N/A		N/A	N/A	N/A	N/A	N/A	N/A	N/A	N/A	N/A	N/A	N/A	N/A	N/A	N/A
B & T 03	MUNICIPAL FINANCIAL VIABILITY	Financial reporting and auditing	Preparation of annual financial statements	N/A	Annual Financial Statements submitted to the AG on the 31st of August 2012	Annual Financial Statements prepared and submitted to the AG within legislative timeframes	Annual financial statements prepared and submitted to AG by the 31st of August 2013	Date of submission of Annual financial statements to the AG	N/A	N/A	N/A	N/A	N/A	N/A	NOT APPLICABLE	N/A	N/A	N/A	N/A	Annual financial statements prepared and submitted to AG by the 31st of August 2013	Annual financial statements prepared and submitted to AG by the 31st of August 2013	3	N/A	N/A	N/A	N/A
									N/A	N/A	N/A		N/A	N/A	N/A	N/A	N/A	N/A	N/A	N/A	N/A	N/A	N/A	N/A	N/A	N/A
B & T 04	MUNICIPAL FINANCIAL VIABILITY	Financial reporting	Compliance	N/A	Section 71 reports were prepared and submitted within 10 working days after each month end for 2012/13 Financial year	Monthly submission of Section 71 to reports SMC	12 x S71 reports produced and submitted to SMC within 10 working days after the end of each month by the 30th of June 2014	Number of S71 reports submitted and number of days after the end of each month	N/A	N/A	N/A	N/A	N/A	In Progress	2	The systeme was closed for prolonged period hence there was a delay in finalising these reports	N/A	We are doing a munual update of the Trial Balance because the automated integration is causing errors	The draft S71 report	12 x S71 reports produced and submitted to SMC within 10 working days after the end of each month by the 30th of June 2014	12 x S71 reports produced and submitted to SMC within 10 working days after the end of each month by the 30th of June 2014	3	System Problem	Muanual system update	1 week	Draft reports
									N/A	N/A	N/A		N/A	N/A	N/A	N/A	N/A	N/A	N/A	N/A	N/A	N/A	N/A	N/A	N/A	N/A

IDP REFERENCE	NATIONAL KEY PERFORMANCE INDICATOR	PROGRAMME	PROJECT	WARD	BASELINE / STATUS QUO	MEASURABLE OBJECTIVE	ANNUAL TARGET / OUTPUT	PERFORMANCE MEASURE	ANNUAL BUDGET INFORMATION				PERFORMANCE REPORTING - QUARTER 4 - MONTH ENDING JUNE 2014							PERFORMANCE REPORTING - ANNUAL PROGRESS 2013/2014 FINANCIAL YEAR						
									OPEX	CAPEX	REVENUE		QUARTER 4 - MONTH ENDING JUNE 2014							ANNUAL PROGRESS 2013/2014 FINANCIAL YEAR						
									VOTE	VOTE	VOTE	FUNDING SOURCE	QUARTER 4 TARGET	QUARTERLY PROGRESS-JUNE 2014 ACTUAL	ACTUAL (1, 2, 3, 4, 5, Not Applicable)	REASON FOR DEVIATION	CORRECTIVE MEASURE	TIME-FRAME TO IMPLEMENT CORRECTIVE MEASURES	SOURCE DOCUMENT	ANNUAL TARGET	ANNUAL TARGET PROGRESS	ACTUAL (1, 2, 3, 4, 5, Not Applicable)	REASON FOR DEVIATION	CORRECTIVE MEASURE	TIME-FRAME TO IMPLEMENT CORRECTIVE MEASURES	SOURCE DOCUMENT
B & T 05	MUNICIPAL FINANCIAL VIABILITY	Financial reporting	Compliance	N/A	Quarterly submission of Section 52(d) reports to SMC done on an ad-hoc basis in 12/13 FY	Quarterly submission of Section 52(d) reports to SMC	3 x Quarterly reports of Section 52(d) produced and submitted to SMC within 10 working days after the end of each Quarter by the 30th of June 2014	Number of S52(d) reports submitted and number of days after the end of each quarter	N/A	N/A	N/A	N/A	N/A	In Progress	2	The was a delay in finalising these reports because of year end process delays and system problems	The munual T/B update is in progress	1 week	The draft S52 report	3 x Quarterly reports of Section 52(d) produced and submitted to SMC within 10 working days after the end of each Quarter by the 30th of June 2014	3 x Quarterly reports of Section 52(d) produced and submitted to SMC within 10 working days after the end of each Quarter by the 30th of June 2014	3	System Problem	Manual system update	1 week	Draft S52 reports
									N/A	N/A	N/A		N/A	N/A	N/A	N/A	N/A	N/A	N/A	N/A	N/A	N/A	N/A	N/A	N/A	N/A
B & T 06	MUNICIPAL FINANCIAL VIABILITY	Financial Reporting	Compliance	N/A	2012/13 mid-year report tabled by 25 January 2013	Submission of Section 72 report (budget related information) to SMC	Section 72 (mid-year) report prepared and Submitted to SMC by the 31st of December 2013	Date S72 report submitted to SMC	N/A	N/A	N/A	N/A	1 x S71 reports produced and submitted to SMC within 10 working days after the end of each month	The system problems caused a delay	2	The late system shut down for the year end and subsequent system errors caused problems	The munual system upload is being undertaken		Draft S71	Section 72 (mid-year) report prepared and Submitted to SMC by the 31st of December 2013	Section 72 (mid-year) report prepared and Submitted to SMC by the 31st of December 2013	3	System Problem	Maunual system update	1 week	Draft s71 reports
									N/A	N/A	N/A		N/A	N/A	N/A	N/A	N/A	N/A	N/A	N/A	N/A	N/A	N/A	N/A	N/A	N/A
B & T 07	MUNICIPAL FINANCIAL VIABILITY	Financial Reporting	Compliance	N/A	Grants financial report is tabled to SMC monthly during the 2012/13	Monthly monitoring of grants	12 x Monthly monitoring of grants reports prepared and submmited to SMC by the 30th of June 2014	Number of Monitoring of grants reports submitted to SMC	N/A	N/A	N/A	N/A	1 x Quarterly reports of Section 52(d) produced and submitted to SMC within 10 working days after the end of each Quarter by the 30th of June 2014	In Progress	2	System delays and errors has caused	manual sysytem update is being done	1 week	Draft Section 52	12 x Monthly monitoring of grants reports prepared and submmited to SMC by the 30th of June 2014	12 x Monthly monitoring of grants reports prepared and submmited to SMC by the 30th of June 2014	3	system Problem	Manual system update	1 week	Draft S52 Reports
									N/A	N/A	N/A		N/A	N/A	N/A	N/A	N/A	N/A	N/A	N/A	N/A	N/A	N/A	N/A	N/A	N/A
B & T 08	MUNICIPAL FINANCIAL VIABILITY	Financial Reporting	Compliance	N/A	Section 66 reports are prepared and submitted within 10 working days after each month end for 2012/13 year	Monthly submission of Section 66 to reports SMC	12 x S66 reports produced and submitted to SMC within 10 working days after the end of each month by the 30th of June 2014	Number of S66 reports submitted and number of days after the end of each month	N/A	N/A	N/A	N/A	N/A	In Progress	2	system delays and errors has caused	manual sysytem update is being done	1 week	Draft Section 66	12 x S66 reports produced and submitted to SMC within 10 working days after the end of each month by the 30th of June 2014	12 x S66 reports produced and submitted to SMC within 10 working days after the end of each month by the 30th of June 2014	3	system Problem	Manual system update	1 week	Draft s66 report
									N/A	N/A	N/A		N/A	N/A	N/A	N/A	N/A	N/A	N/A	N/A	N/A	N/A	N/A	N/A	N/A	N/A
B & T 09	MUNICIPAL FINANCIAL VIABILITY	Financial Reporting	Cashflow	N/A	Monthly and quartely cash flow to be submitted to SMC for 2012/13 year	Monthly Cash flow report to improve cash coverage ratio (1:1)	12 x Monthly Cash flow report prepared and submitted to SMC by the 30th of June 2014	Number of Monthly Cash flow Reports submitted to SMC	N/A	N/A	N/A	N/A	3 x Monthly monitoring of grants reports prepared and submmited to SMC	Finished	3	N/A	N/A	N/A	SMC Resolution	12 x Monthly Cash flow report prepared and submitted to SMC by the 30th of June 2014	12 monthly repports submitted	3	N/A	N/A	N/A	SMC resolution
									N/A	N/A	N/A		N/A	N/A	N/A	N/A	N/A	N/A	N/A	N/A	N/A	N/A	N/A	N/A	N/A	N/A

EXPENDITURE MANAGEMENT UNIT OVERVIEW

OPERATIONAL PLAN (OP) 2013/2014 4TH QUARTER (QUARTER ENDING JUNE 2014) & ANNUAL PROGRESS REPORT

	TOTAL PROJECTS	KEY
	1 NIL ACHIEVED	
	2 TARGET PARTIALLY MET	
	3 TARGET MET	
	4 TARGET EXCEEDED	
	5 TARGET EXCEEDED BY 100 %	
	NOT APPLICABLE	

1 EXPENDITURE MANAGEMENT UNIT OVERVIEW

1.1 TOTAL PROJECTS: 5
- **1.1.1 OPERATING PROJECTS 5**
- **1.1.2 CAPITAL PROJECTS 0**

1.2 GRAPHICAL REPRESENTATION OF PERFORMANCE: OPERATING PROJECTS

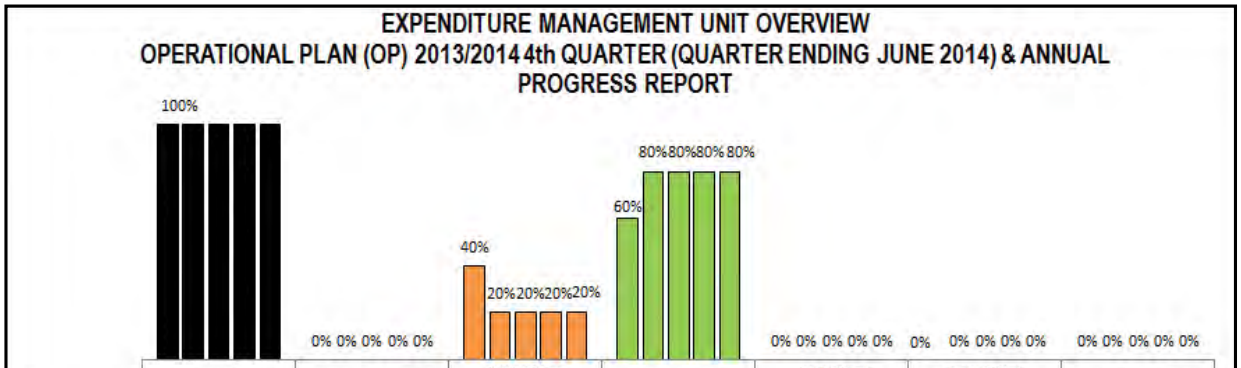

	TOTAL PROJECTS	1 NIL ACHIEVED	2 TARGET PARTIALLY MET	3 TARGET MET	4 TARGET EXCEEDED	5 TARGET EXCEEDED BY 100 %	NOT APPLICABLE
QUARTER 1	100%	0%	40%	60%	0%	0%	0%
QUARTER 2	100%	0%	20%	80%	0%	0%	0%
QUARTER 3	100%	0%	20%	80%	0%	0%	0%
QUARTER 4	100%	0%	20%	80%	0%	0%	0%
ANNUAL	100%	0%	20%	80%	0%	0%	0%

CITY OF CHOICE
PIETERMARITZBURG
MSUNDUZI

OPERATIONAL PLAN FOR THE 2013/2014 FINANCIAL YEAR

BUSINESS UNIT: FINANCE

SUB UNIT: EXPENDITURE MANAGEMENT

IDP REFERENCE	NATIONAL KEY PERFORMANCE INDICATOR	PROGRAMME	PROJECT	WARD	BASELINE / STATUS QUO	MEASURABLE OBJECTIVE	ANNUAL TARGET / OUTPUT	PERFORMANCE MEASURE	ANNUAL BUDGET INFORMATION				PERFORMANCE REPORTING - QUARTER 4 - MONTH ENDING JUNE 2014							PERFORMANCE REPORTING - ANNUAL PROGRESS 2013/2014 FINANCIAL YEAR						
									OPEX	CAPEX	REVENUE		QUARTER 4 - MONTH ENDING JUNE 2014							ANNUAL PROGRESS 2013/2014 FINANCIAL YEAR						
									VOTE	VOTE	VOTE	FUNDING SOURCE	QUARTER 4 TARGET	QUARTERLY PROGRESS-JUNE 2014 ACTUAL	ACTUAL (1, 2, 3, 4, 5, Not Applicable)	REASON FOR DEVIATION	CORRECTIVE MEASURE	TIME-FRAME TO IMPLEMENT CORRECTIVE MEASURES	SOURCE DOCUMENT	ANNUAL TARGET	ANNUAL TARGET PROGRESS	ACTUAL (1, 2, 3, 4, 5, Not Applicable)	REASON FOR DEVIATION	CORRECTIVE MEASURE	TIME-FRAME TO IMPLEMENT CORRECTIVE MEASURES	SOURCE DOCUMENT
EXP 01	MUNICIPAL FINANCIAL VIABILITY	Cost Containment Strategy.	Implementation of cost containment strategy	N/A	Draft Cost Containment Strategy has been developed by 2012/13	Quartely reporting of cost containment strategy implementation submitted to SMC	4 x quartely reports submitted to SMC on the implementation of the cost containment strategy by the 30th of June 2014	Number of Quarterly Reports submitted to SMC	N/A	N/A	N/A	N/A	4 x quartely reports submitted to SMC on the implementation of the cost containment strategy by the 30th of June 2014	4 x quartely reports submitted to SMC on the implementation of the cost containment strategy.	3	N/A	N/A	N/A	SMC resolution and copy of report.	4 x quartely reports submitted to SMC on the implementation of the cost containment strategy by the 30th of June 2014	4 x quartely reports submitted to SMC on the implementation of the cost containment strategy.	3	N/A	N/A	N/A	SMC resolution and copy of report.
									N/A	N/A	N/A		N/A	N/A	N/A	N/A	N/A	N/A	N/A	N/A	N/A	N/A	N/A	N/A	N/A	N/A
EXP 02	MUNICIPAL FINANCIAL VIABILITY	Management of Expenditure.	Prevention of fruitless and wasteful expenditure	N/A	Fruitless and wasteful expenditure reports submitted to SMC for 2012/13	Monthly report to SMC	12 x monthly reports produced and submitted to SMC on Fruitless and Wasteful Expenditure by the 30th of June 2014	Number of Reports submitted to SMC	N/A	N/A	N/A	N/A	12 x monthly reports produced and submitted to SMC on Fruitless and Wasteful Expenditure by the 30th of June 2014	12 x monthly reports produced and submitted to SMC on Fruitless and Wasteful Expenditure	3	N/A	N/A	N/A	SMC resolution and copy of report.	12 x monthly reports produced and submitted to SMC on Fruitless and Wasteful Expenditure by the 30th of June 2014	12 x monthly reports produced and submitted to SMC on Fruitless and Wasteful Expenditure by the 30th of June 2014	3	N/A	N/A	N/A	SMC resolution and copy of report.
									N/A	N/A	N/A		N/A	N/A	N/A	N/A	N/A	N/A	N/A	N/A	N/A	N/A	N/A	N/A	N/A	N/A
EXP 03	MUNICIPAL FINANCIAL VIABILITY	Management of Expenditure.	Payment of suppliers.	N/A	Creditors not paid within 30 days from date of receipt of invoice.	Payment of all council creditors within 30 days from date of receipt of invoice by the creditors department	All creditors paid within 30 days from date of receipt of invoice by the 30th of June 2014	Turnaround time for payment to creditors	N/A	N/A	N/A	N/A	Payment of all council creditors within 30 days from date of receipt of invoice by the creditors department	93% of creditors paid within 30 days from date of receipt of invoice by the creditors department	2	Delay in submission of invoices and supporting documents to creditors.	Target being revised. A meeting with all staff involved in processing payments has been held. Creditors age analysis will be scrutinized weekly.	August 2014	Creditors Age Analysis	All creditors paid within 30 days from date of receipt of invoice by the 30th of June 2014	93% of creditors paid within 30 days from date of receipt of invoice by the creditors department	2	Delay in submission of invoices and supporting documents to creditors.	Target being revised. A meeting with all staff involved in processing payments has been held. Creditors age analysis will be scrutinized weekly.	August 2014	Creditors Age Analysis
									N/A	N/A	N/A		N/A	N/A	N/A	N/A	N/A	N/A	N/A	N/A	N/A	N/A	N/A	N/A	N/A	N/A
EXP 05	MUNICIPAL FINANCIAL VIABILITY	Management of Expenditure.	Monthly Reporting		Monthly creditors age analysis reports submitted to SMC	Monthly creditors age analysis submitted to SMC.	12 x Monthly Creditors Age Analysis Reports submitted to SMC by the 30th of June 2014	Number of Reports submitted to SMC	N/A	N/A	N/A	N/A	12 x Monthly Creditors Age Analysis Reports submitted to SMC by the 30th of June 2014	12 x Monthly Creditors Age Analysis Reports submitted to SMC	3	N/A	N/A	N/A	SMC Resolution and copy of report.	12 x Monthly Creditors Age Analysis Reports submitted to SMC by the 30th of June 2014	12 x Monthly Creditors Age Analysis Reports submitted to SMC by the 30th of June 2014	3	N/A	N/A	N/A	SMC Resolution and copy of report.
									N/A	N/A	N/A		N/A	N/A	N/A	N/A	N/A	N/A	N/A	N/A	N/A	N/A	N/A	N/A	N/A	N/A
EXP 07	MUNICIPAL FINANCIAL VIABILITY	Management of Expenditure.	Monthly Report on Insurance Claims	N/A	Monthly Reports	Submit monthly reports on insurance claims to OMC.	12 x Monthly Insurance Claims Reports submitted to OMC by the 30th of June 2014	Number of Reports submitted to OMC	N/A	N/A	N/A	N/A	12 x Monthly Insurance Claims Reports submitted to OMC by the 30th of June 2014	12 x Monthly Insurance Claims Reports submitted to OMC	3	N/A	N/A	N/A	OMC Resolution and copy fo the report.	12 x Monthly Insurance Claims Reports submitted to OMC by the 30th of June 2014	12 x Monthly Insurance Claims Reports submitted to OMC by the 30th of June 2014	3	N/A	N/A	N/A	OMC Resolution and copy fo the report.
									N/A	N/A	N/A		N/A	N/A	N/A	N/A	N/A	N/A	N/A	N/A	N/A	N/A	N/A	N/A	N/A	N/A

REVENUE MANAGEMENT UNIT OVERVIEW

OPERATIONAL PLAN (OP) 2013/2014 4TH QUARTER (QUARTER ENDING JUNE 2014) & ANNUAL PROGRESS REPORT

	TOTAL PROJECTS	KEY
	1 NIL ACHIEVED	
	2 TARGET PARTIALLY MET	
	3 TARGET MET	
	4 TARGET EXCEEDED	
	5 TARGET EXCEEDED BY 100 %	
	NOT APPLICABLE	

1 REVENUE MANAGEMENT UNIT OVERVIEW

1.1 TOTAL PROJECTS: 9
- **1.1.1 OPERATING PROJECTS 9**
- **1.1.2 CAPITAL PROJECTS 0**

1.2 GRAPHICAL REPRESENTATION OF PERFORMANCE: OPERATING PROJECTS

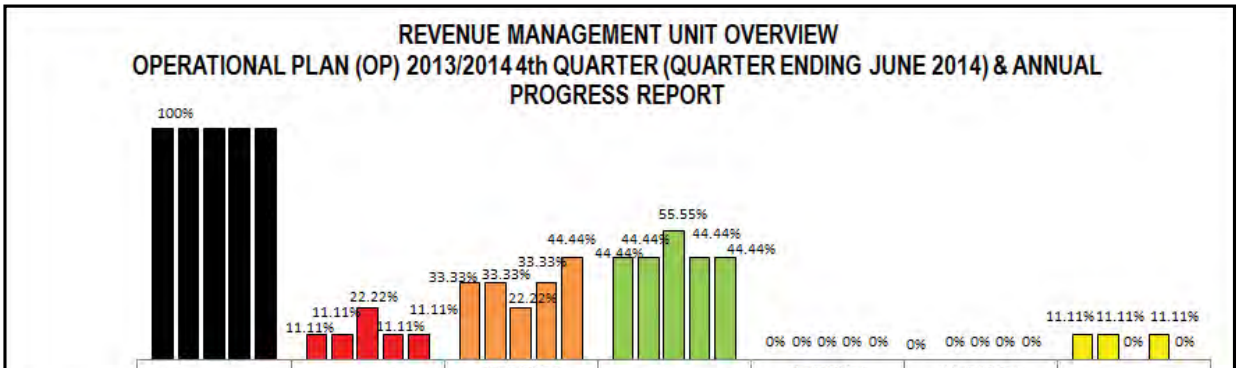

	TOTAL PROJECTS	1 NIL ACHIEVED	2 TARGET PARTIALLY MET	3 TARGET MET	4 TARGET EXCEEDED	5 TARGET EXCEEDED BY 100 %	NOT APPLICABLE
QUARTER 1	100%	11.11%	33.33%	44.44%	0%	0%	11.11%
QUARTER 2	100%	11.11%	33.33%	44.44%	0%	0%	11.11%
QUARTER 3	100%	22.22%	22.22%	55.55%	0%	0%	0%
QUARTER 4	100%	11.11%	33.33%	44.44%	0%	0%	11.11%
ANNUAL	100%	11.11%	44.44%	44.44%	0%	0%	0%

CITY OF CHOICE
PIETERMARITZBURG
MSUNDUZI

OPERATIONAL PLAN FOR THE 2013/2014 FINANCIAL YEAR

BUSINESS UNIT: FINANCE

SUB UNIT: REVENUE MANAGEMENT

IDP REFERENCE	NATIONAL KEY PERFORMANCE INDICATOR	PROGRAMME	PROJECT	WARD	BASELINE / STATUS QUO	MEASURABLE OBJECTIVE	ANNUAL TARGET / OUTPUT	PERFORMANCE MEASURE	ANNUAL BUDGET INFORMATION				PERFORMANCE REPORTING - QUARTER 4 - MONTH ENDING JUNE 2014							PERFORMANCE REPORTING - ANNUAL PROGRESS 2013/2014 FINANCIAL YEAR						
									OPEX	CAPEX	REVENUE		QUARTER 4 - MONTH ENDING JUNE 2014							ANNUAL PROGRESS 2013/2014 FINANCIAL YEAR						
									VOTE	VOTE	VOTE	FUNDING SOURCE	QUARTER 4 TARGET	QUARTERLY PROGRESS-JUNE 2014 ACTUAL	ACTUAL (1, 2, 3, 4, 5, Not Applicable)	REASON FOR DEVIATION	CORRECTIVE MEASURE	TIMEFRAME TO IMPLEMENT CORRECTIVE MEASURES	SOURCE DOCUMENT	ANNUAL TARGET	ANNUAL TARGET PROGRESS	ACTUAL (1, 2, 3, 4, 5, Not Applicable)	REASON FOR DEVIATION	CORRECTIVE MEASURE	TIMEFRAME TO IMPLEMENT CORRECTIVE MEASURES	SOURCE DOCUMENT
INC 01	MUNICIPAL FINANCIAL VIABILITY	Adoption of Revenue related policies	Compliance	N/A	All Revenue related policies were reviewed in 2012/13 budget (Credit Control , Tariffs , Indigent, Rates and Debt Write off policies)	Review (Credit Control , Tariffs , Indigent, Rates and Debt Write off policies)all revenue related policies	Credit Control , Tariffs , Indigent, Rates and Debt Write off policies reviewed and submitted to SMC by the 30th of March 2014	Date submitted to SMC	N/A	N/A	N/A	N/A	Workshop on approved Credit Control , Tariffs , Indigent, Rates and Debt Write off policies for all staff conducted	N/A	NOT APPLICABLE	N/A	N/A	N/A	N/A	Credit Control , Tariffs , Indigent, Rates and Debt Write off policies reviewed and submitted to SMC by the 30th of March 2014	all relevant policies were tabled to SMC as per target date	3	N/A	N/A	N/A	CMC resolution
									N/A	N/A	N/A		N/A	N/A	N/A	N/A	N/A	N/A	N/A	N/A	N/A	N/A	N/A	N/A	N/A	N/A
INC03	MUNICIPAL FINANCIAL VIABILITY	Revenue Management	Reports	N/A	Monthly debtors age analysis reports submitted to SMC in the 12/13 FY	Monthly debtors age analysis reports submitted to SMC	12 x monthly debtors age analysis reports submitted to SMC by the 30th of June 2014	Number of reports submitted to SMC	N/A	N/A	N/A	N/A	12 x monthly debtors age analysis reports submitted to SMC by the 30th of June 2014	Debtors age analysis report submitted to SMC	3	N/A	N/A	N/A	SMC resolution and Debtors age analysis report	12 x monthly debtors age analysis reports submitted to SMC by the 30th of June 2014	Debtors age analysis report submitted to SMC	3	N/A	N/A	N/A	SMC resolution and Debtors age analysis report
									N/A	N/A	N/A		N/A	N/A	N/A	N/A	N/A	N/A	N/A	N/A	N/A	N/A	N/A	N/A	N/A	N/A
INC03	MUNICIPAL FINANCIAL VIABILITY	Revenue Management	Debt collection	N/A	85% current debt collected in the 12/13 FY	Current debt collected in 13/14 FY	95% collection rate monthly (current debt) by the 30th of June 2014	Current debt collection rate	N/A	N/A	N/A	N/A	95% collection rate monthly (current debt)	June collection rate was 95%	3	N/A	N/A	N/A	Debtors age analysis and SMC resolution	95% collection rate monthly (current debt) by the 30th of June 2014	95% collection rate monthly (current debt) by the 30th of June 2014	3	N/A	N/A	N/A	Debtors age analysis and SMC resolution
									N/A	N/A	N/A		N/A	N/A	N/A	N/A	N/A	N/A	N/A	N/A	N/A	N/A	N/A	N/A	N/A	N/A
INC03	MUNICIPAL FINANCIAL VIABILITY	Revenue Management	Debt collection	N/A	20% arrear debt collected in the 12/13 FY	Arrear debt collected in 13/14 FY	25% collection rate monthly (arrear debt) by the 30th of June 2014	Arrear debt collection rate	N/A	N/A	N/A	N/A	25% collection rate monthly (arrear debt)	nil collection for March	1	Majority of accounts are with panel of attorneys already and progress is not good so far	Intensify on Revenue enhancement programmes	coming financial year should be better because panel of attorneys would have had time to work on the accounts	Debtors age analysis	25% collection rate monthly (arrear debt) by the 30th of June 2014	nil collection for the year	1	This is the average collection rate for the year	Debt collection measures are followed in full. Progress on panel of attorneys is not positive	The coming financial year should be better	Debtors age analysis and SMC resolution
									N/A	N/A	N/A		N/A	N/A	N/A	N/A	N/A	N/A	N/A	N/A	N/A	N/A	N/A	N/A	N/A	N/A
INC 04	MUNICIPAL FINANCIAL VIABILITY	Billing management	Accurate Billing	N/A	70% electricity and water meters read in the 12/13 FY	Number of electricity and water meters read monthly	100% of all electricity and water meters read on a monthly basis by the 30th of June 2014	% of electricity and water meters read	N/A	N/A	N/A	N/A	100% of all electricity and water meters read on a monthly basis	June meter reading was 88% and 12% unread (estimated)	2	In a process to identify some of the meters for reading purposes	A dedicated team has been assigned to deal with this partcular challenge	ongoing	Meter reading statistics report and SMC resolution	100% of all electricity and water meters read on a monthly basis by the 30th of June 2014	End of the financial year meter readings were 88% and 12% unread (estimated)	2	In a process to identify some of the meters for reading purposes	A dedicated team has been assigned to deal with this partcular challenge	ongoing	Meter reading statistics report and SMC resolution
									N/A	N/A	N/A		N/A	N/A	N/A	N/A	N/A	N/A	N/A	N/A	N/A	N/A	N/A	N/A	N/A	N/A
INC 04	MUNICIPAL FINANCIAL VIABILITY	Billing management	Reports	N/A	Billing vs collection report submitted monthly to smc in 12/13 FY	Monthly report of billing vs collection submitted to SMC	12 x monthly reports on billing vs collection rates submitted to SMC by the 30th of June 2014	Number of reports submitted to SMC	N/A	N/A	N/A	N/A	3 x monthly reports on billing vs collection rates submitted to SMC	monthly report on billing vs collection is tabled to smc	3	N/A	N/A	N/A	Billing report and SMC resolution	12 x monthly reports on billing vs collection rates submitted to SMC by the 30th of June 2014	monthly report on billing vs collection is tabled to smc throughout the financial year	3	N/A	N/A	N/A	3 x 12 reports on billing vs collection rates submitted to SMC through the financial year
									N/A	N/A	N/A		N/A	N/A	N/A	N/A	N/A	N/A	N/A	N/A	N/A	N/A	N/A	N/A	N/A	N/A

IDP REFERENCE	NATIONAL KEY PERFORMANCE INDICATOR	PROGRAMME	PROJECT	WARD	BASELINE / STATUS QUO	MEASURABLE OBJECTIVE	ANNUAL TARGET / OUTPUT	PERFORMANCE MEASURE	ANNUAL BUDGET INFORMATION				PERFORMANCE REPORTING - QUARTER 4 - MONTH ENDING JUNE 2014							PERFORMANCE REPORTING - ANNUAL PROGRESS 2013/2014 FINANCIAL YEAR						
									OPEX	CAPEX	REVENUE	FUNDING SOURCE	QUARTER 4 - MONTH ENDING JUNE 2014							ANNUAL PROGRESS 2013/2014 FINANCIAL YEAR						
									VOTE	VOTE	VOTE		QUARTER 4 TARGET	QUARTERLY PROGRESS-JUNE 2014 ACTUAL	ACTUAL (1, 2, 3, 4, 5, Not Applicable)	REASON FOR DEVIATION	CORRECTIVE MEASURE	TIMEFRAME TO IMPLEMENT CORRECTIVE MEASURES	SOURCE DOCUMENT	ANNUAL TARGET	ANNUAL TARGET PROGRESS	ACTUAL (1, 2, 3, 4, 5, Not Applicable)	REASON FOR DEVIATION	CORRECTIVE MEASURE	TIME-FRAME TO IMPLEMENT CORRECTIVE MEASURES	SOURCE DOCUMENT
INC 04	MUNICIPAL FINANCIAL VIABILITY	Billing management	Data cleansing	N/A	Nil	Consumer account data accurately updated	Consumer account data accurately updated (data cleansing) (consumer data is exactly as data on billing system) by the 30th of June 2014	Data cleansing as per approved service provider plan	R1 000 000. 00	N/A	N/A	FMG grant funding	Consumer account data accurately updated (consumer data is exactly as data on billing system) by the 30th of June 2014	S32 procurement process is in progress	2	SCM process is in progress	Use of S32 could assist to fast track the process	N/A	Terms of reference document	Consumer account data accurately updated (data cleansing) (consumer data is exactly as data on billing system) by the 30th of June 2014	S32 procurement process is in progress	2	SCM process is in progress	Use of S32 could assist to fast track the process	N/A	Terms of reference document
									N/A	N/A	N/A		N/A	N/A	N/A	N/A	N/A	N/A	N/A	N/A	N/A	N/A	N/A	N/A	N/A	N/A
INC 05	MUNICIPAL FINANCIAL VIABILITY	Finanacial Reporting	rental stock	N/A	Nil	monthly rental stock report submitted to SMC	12 x monthly reports on rental stock submitted to SMC by the 30th of June 2014	Number of reports submitted to SMC	N/A	N/A	N/A	N/A	3 x monthly reports on rental stock submitted to SMC	monthly report on rental stock is tabled to smc	3	N/A	N/A	N/A	Rental stock report and SMC resolution	12 x monthly reports on rental stock submitted to SMC by the 30th of June 2014	monthly report on rental stock for the year were tabled to smc	3	N/A	N/A	N/A	Rental stock report and SMC resolution
									N/A	N/A	N/A		N/A	N/A	N/A	N/A	N/A	N/A	N/A	N/A	N/A	N/A	N/A	N/A	N/A	N/A
INC 06	MUNICIPAL FINANCIAL VIABILITY	Revenue Enhancement Stratergy	Implement the Revenue Enhancement Stratergy	N/A	revenue enhancement strategy already in place	Quartely Report on the implementation of revenue enhancement strategy submitted to SMC	4 x Quarterly reports on the implementation of the revenue enhancement strategy produced and submitted to SMC within 10 days after the end of the Quarter by the 30th of June 2014	Number of Quarterly Reports submitted within stipulated timeframes	N/A	N/A	N/A	N/A	1 x Quarterly reports on the implementation of the revenue enhancement strategy produced and submitted to SMC within 10 days after the end of the Quarter	the report is yet to be prepared	2	late finalisation of the report	upon completion shall be tabled to SMC	N/A	Progress report on implementation of revenue enhancement and SMC	4 x Quarterly reports on the implementation of the revenue enhancement strategy produced and submitted to SMC within 10 days after the end of the Quarter by the 30th of June 2014	partly done for the previous three quarters	2	last quarter is outstanding whereas other quarters have already been tabled	upon completion shall be tabled to SMC	N/A	Progress report on implementation of revenue enhancement and SMC
									N/A	N/A	N/A		N/A	N/A	N/A	N/A	N/A	N/A	N/A	N/A	N/A	N/A	N/A	N/A	N/A	N/A

SUPPLY CHAIN MANAGEMENT UNIT OVERVIEW

OPERATIONAL PLAN (OP) 2013/2014 4TH QUARTER (QUARTER ENDING JUNE 2014) & ANNUAL PROGRESS REPORT

	TOTAL PROJECTS	KEY
	1 NIL ACHIEVED	
	2 TARGET PARTIALLY MET	
	3 TARGET MET	
	4 TARGET EXCEEDED	
	5 TARGET EXCEEDED BY 100 %	
	NOT APPLICABLE	

1 SUPPLY CHAIN MANAGEMENT UNIT OVERVIEW

1.1 TOTAL PROJECTS: 10

1.1.1 OPERATING PROJECTS 10

1.1.2 CAPITAL PROJECTS 0

1.2 GRAPHICAL REPRESENTATION OF PERFORMANCE: OPERATING PROJECTS

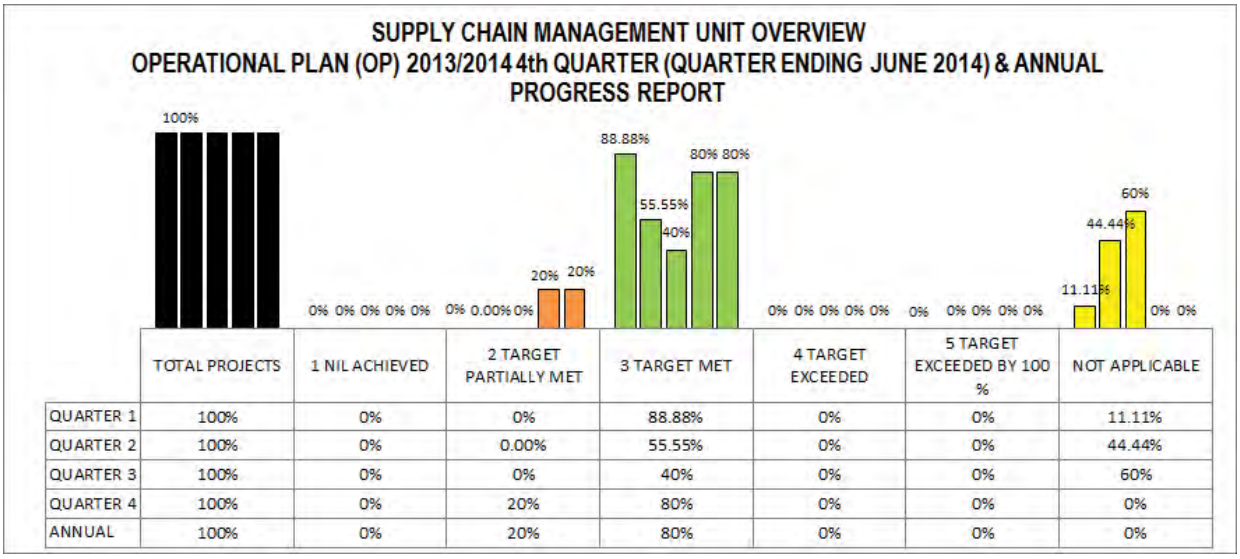

	TOTAL PROJECTS	1 NIL ACHIEVED	2 TARGET PARTIALLY MET	3 TARGET MET	4 TARGET EXCEEDED	5 TARGET EXCEEDED BY 100 %	NOT APPLICABLE
QUARTER 1	100%	0%	0%	88.88%	0%	0%	11.11%
QUARTER 2	100%	0%	0.00%	55.55%	0%	0%	44.44%
QUARTER 3	100%	0%	0%	40%	0%	0%	60%
QUARTER 4	100%	0%	20%	80%	0%	0%	0%
ANNUAL	100%	0%	20%	80%	0%	0%	0%

CITY OF CHOICE
PIETERMARITZBURG
MSUNDUZI

OPERATIONAL PLAN FOR THE 2013/2014 FINANCIAL YEAR

BUSINESS UNIT: FINANCE

SUB UNIT: SUPPLY CHAIN MANAGEMENT

IDP REFERENCE	NATIONAL KEY PERFORMANCE INDICATOR	PROGRAMME	PROJECT	WARD	BASELINE / STATUS QUO	MEASURABLE OBJECTIVE	ANNUAL TARGET / OUTPUT	PERFORMANCE MEASURE	ANNUAL BUDGET INFORMATION				PERFORMANCE REPORTING - QUARTER 4 - MONTH ENDING JUNE 2014							PERFORMANCE REPORTING - ANNUAL PROGRESS 2013/2014 FINANCIAL YEAR						
									OPEX	CAPEX	REVENUE		QUARTER 4 - MONTH ENDING JUNE 2014							ANNUAL PROGRESS 2013/2014 FINANCIAL YEAR						
									VOTE	VOTE	VOTE	FUNDING SOURCE	QUARTER 4 TARGET	QUARTERLY PROGRESS-JUNE 2014 ACTUAL	ACTUAL (1, 2, 3, 4, 5, Not Applicable)	REASON FOR DEVIATION	CORRECTIVE MEASURE	TIME-FRAME TO IMPLEMENT CORRECTIVE MEASURES	SOURCE DOCUMENT	ANNUAL TARGET	ANNUAL TARGET PROGRESS	ACTUAL (1, 2, 3, 4, 5, Not Applicable)	REASON FOR DEVIATION	CORRECTIVE MEASURE	TIME-FRAME TO IMPLEMENT CORRECTIVE MEASURES	SOURCE DOCUMENT
SCM 01	BASIC SERVICE DELIVERY & INFRASTUCTURE INVESTMENT	SCM	Policy Review	N/A	SCM Policy approved by SMC on 31/10/2012	Annual Review of Supply chain management Policy by	Supply chain management Policy reviewed and submitted to SMC by the 31st of October 2013	Date Supply chain management Policy reviewed and submitted to SMC	N/A	N/A	N/A	N/A	Conduct educational workshop on SCM Policy and implementation	Workshop conducted by Treasury in December and January	3	N/A	N/A	N/A	SMC Minutes	Supply chain management Policy reviewed and submitted to SMC by the 31st of October 2013	Policy reviewed and submitted to SMC in November 2013	3	N/A	N/A	N/A	SMC Minutes
									N/A	N/A	N/A		N/A	N/A	N/A	N/A	N/A	N/A	N/A	N/A	N/A	N/A	N/A	N/A	N/A	N/A
SCM 02	BASIC SERVICE DELIVERY & INFRASTUCTURE INVESTMENT	SCM	Procurement plan submission	N/A	Procurement plan approved by SMC on 30/06/2012	Compilation of the new 14/15 Financial Year procurement plan and submission to the Strategic Management Committee	2014/2015 financial year Procurement Plan submitted to SMC by the 30th of June 2014	Date 2014/2015 financial year Procurement Plan submitted to SMC	N/A	N/A	N/A	N/A	2014/2015 financial year Procurement Plan submitted to SMC by the 30th of June 2014	Draft completed the end user departments submitted their procurement schedules late to compile the master procurment plan	2	the end user departments submitted their procurement schedules late to compile the master procurment plan	Reminders were sent to all departments through DMMs and they have since all submitted	the master procurement plan will be submitted to SMC on 14 July 2014	SMC Report	2014/2015 financial year Procurement Plan submitted to SMC by the 30th of June 2014	Draft completed the end user departments submitted their procurement schedules late to compile the master procurment plan	2	the end user departments submitted their procurement schedules late to compile the master procurment plan	Reminders were sent to all departments through DMMs and they have since all submitted	the master procurement plan will be submitted to SMC on 14 July 2014	SMC Report
									N/A	N/A	N/A		N/A	N/A	N/A	N/A	N/A	N/A	N/A	N/A	N/A	N/A	N/A	N/A	N/A	N/A
SCM 02	BASIC SERVICE DELIVERY & INFRASTUCTURE INVESTMENT	SCM	Procurement Plan implmentation	N/A	12/13 Procurement plan	Implementation of the current 13/14FY approved procurement plan.	4 x quarterly reports produced and submitted to SMC on the Implementation of the 13/14FY approved procurement plan as per the approved plan by 30th June 2014	Number of quarterly reports produced and submitted to SMC on the Implementation of the 13/14FY approved procurement plan	N/A	N/A	N/A	N/A	1 x quarterly reports produced and submitted to SMC on the Implementation of the 13/14FY approved procurement plan as per the approved plan	Report submitted	3				OMC Resolution	4 x quarterly reports produced and submitted to SMC on the Implementation of the 13/14FY approved procurement plan as per the approved plan by 30th June 2014	Report submitted	3	N/A	N/A	N/A	OMC Resolution
									N/A	N/A	N/A		N/A	N/A	N/A	N/A	N/A	N/A	N/A	N/A	N/A	N/A	N/A	N/A	N/A	N/A
SCM 03	BASIC SERVICE DELIVERY & INFRASTUCTURE INVESTMENT	SCM	Monthly Reports	N/A	Report submitted by 25 of each month	Prepare monthly and submit tenders awarded report submitted to Operational Management Committee	12 x Tenders awarded report prepared and submitted to Operational Management Committee by 30th of June 2014	Number of Tenders awarded Reports submitted to OMC	N/A	N/A	N/A	N/A	12 x Tenders awarded report prepared and submitted to Operational Management Committee by 30th of June 2014	3 Tenders awarded report prepared and submitted to Operational Management Committee by 30th of June 2014	3	N/A	N/A	N/A	OMC Resolution	12 x Tenders awarded report prepared and submitted to Operational Management Committee by 30th of June 2014	12 x Tenders awarded report prepared and submitted to Operational Management Committee by 30th of June 2014	3	N/A	N/A	N/A	OMC Resolution
									N/A	N/A	N/A		N/A	N/A	N/A	N/A	N/A	N/A	N/A	N/A	N/A	N/A	N/A	N/A	N/A	N/A
SCM 04	BASIC SERVICE DELIVERY & INFRASTUCTURE INVESTMENT	SCM	Monthly Reports	N/A	Report submitted by 25 of each month	Prepare monthly and submit Deviations (SCM Regulations section 36) report submitted to OMC	12 x Deviations (SCM Regulations section 36) report prepared and submitted to OMC by the 30th of June 2014	Number of Deviations (SCM Regulations section 36) reports prepared and submitted to OMC	N/A	N/A	N/A	N/A	3 x Deviations (SCM Regulations section 36) report prepared and submitted to OMC	3 x Deviations (SCM Regulations section 36) report prepared and submitted to OMC	3	N/A	N/A	N/A	OMC Resolution	12 x Deviations (SCM Regulations section 36) report prepared and submitted to OMC by the 30th of June 2014	12 x Deviations (SCM Regulations section 36) report prepared and submitted to OMC by the 30th of June 2014	3	N/A	N/A	N/A	OMC Resolution
									N/A	N/A	N/A		N/A	N/A	N/A	N/A	N/A	N/A	N/A	N/A	N/A	N/A	N/A	N/A	N/A	N/A

IDP REFERENCE	NATIONAL KEY PERFORMANCE INDICATOR	PROGRAMME	PROJECT	WARD	BASELINE / STATUS QUO	MEASURABLE OBJECTIVE	ANNUAL TARGET / OUTPUT	PERFORMANCE MEASURE	ANNUAL BUDGET INFORMATION				PERFORMANCE REPORTING - QUARTER 4 - MONTH ENDING JUNE 2014							PERFORMANCE REPORTING - ANNUAL PROGRESS 2013/2014 FINANCIAL YEAR						
									OPEX	CAPEX	REVENUE		QUARTER 4 - MONTH ENDING JUNE 2014							ANNUAL PROGRESS 2013/2014 FINANCIAL YEAR						
									VOTE	VOTE	VOTE	FUNDING SOURCE	QUARTER 4 TARGET	QUARTERLY PROGRESS-JUNE 2014 ACTUAL	ACTUAL (1, 2, 3, 4, 5, Not Applicable)	REASON FOR DEVIATION	CORRECTIVE MEASURE	TIME-FRAME TO IMPLEMENT CORRECTIVE MEASURES	SOURCE DOCUMENT	ANNUAL TARGET	ANNUAL TARGET PROGRESS	ACTUAL (1, 2, 3, 4, 5, Not Applicable)	REASON FOR DEVIATION	CORRECTIVE MEASURE	TIME-FRAME TO IMPLEMENT CORRECTIVE MEASURES	SOURCE DOCUMENT
SCM 05	BASIC SERVICE DELIVERY & INFRASTUCTURE INVESTMENT	SCM	Monthly Reports	N/A	Report approved by SMC on 30/07/2012	Annual Implementation of Supply Chain Management policy report submitted to SMC by 30 July 2013	Implementation of Supply Chain Management policy report submitted to SMC by the 30th of July 2013	Date Implementation of Supply Chain Management policy report submitted to SMC	N/A	N/A	N/A	N/A	N/A	N/A	3	N/A	N/A	N/A	N/A	Implementation of Supply Chain Management policy report submitted to SMC by the 30th of July 2013	Report submitted to SMC in July 2013	3	N/A	N/A	N/A	SMC Resolution
									N/A	N/A	N/A		N/A	N/A	N/A	N/A	N/A	N/A	N/A	N/A	N/A	N/A	N/A	N/A	N/A	N/A
SCM 07	Municipal Financial Viability	Contract Management	Monitoring reports	N/A	Monthly Reports	Monthly reports submitted to SMC	12 x contract management monthly reports submitted to SMC by the 30th of June 2014	Number of contract management monthly reports submitted to SMC	N/A	N/A	N/A	N/A	3 x contract management monthly reports submitted to SMC	3 x contract management monthly reports submitted to SMC	3	N/A	N/A	N/A	SMC Resolution	12 x contract management monthly reports submitted to SMC by the 30th of June 2014	12 x contract management monthly reports submitted to SMC by the 30th of June 2014	3	N/A	N/A	N/A	SMC Resolution
									N/A	N/A	N/A		N/A	N/A	N/A	N/A	N/A	N/A	N/A	N/A	N/A	N/A	N/A	N/A	N/A	N/A
SCM 08	Municipal Financial Viability	Inventory Management	Annual Stock taking	N/A	Annual Stock taking by 15 July 2012	Annual Report on stock taking by 15 July 2013	Annual Report on stock taking submitted to SMC by the 15th of July 2013	Date Annual Report on stock taking submitted to SMC	N/A	N/A	N/A	N/A	N/A	N/A	3	N/A	N/A	N/A		Annual Report on stock taking submitted to SMC by the 15th of July 2013	Annual Report on stock taking submitted to SMC by the 15th of July 2013	3	N/A	N/A	N/A	SMC Reolution
									N/A	N/A	N/A		N/A	N/A	N/A	N/A	N/A	N/A	N/A	N/A	N/A	N/A	N/A	N/A	N/A	N/A
SCM 09	Municipal Financial Viability	Irregular Expenditure	Reports	N/A	Irregular Expenditure reports submitted quarterly to SMC in the 12/13 FY	Irregular Expenditure reports submitted quarterly to SMC	4 x irregular expenditure quarterly reports produced and submitted to SMC by the 30th of June 2014	Number of irregular expenditure quarterly reports produced and submitted to SMC	N/A	N/A	N/A	N/A	1 x irregular expenditure quarterly reports produced and submitted to SMC by the 30th of June 2014	Report submitted	3	N/A	N/A	N/A	SMC Resolution	irregular expenditure reports produced and submitted to SMC within 30 days as when the irregular expenditure is identified	report submitted	3	N/A	N/A	N/A	SMC Resolution
									N/A	N/A	N/A		N/A	N/A	N/A	N/A	N/A	N/A	N/A	N/A	N/A	N/A	N/A	N/A	N/A	N/A
SCM 10	Municipal Financial Viability	BEE verification status level	Reports	N/A	N/A	Analysis of BEE status level verified for the Municipality	Verification of the BEE status level of the municipality by 30 June 2014.	Date Verification of the BEE status level of the municipality completed	N/A	N/A	N/A	N/A	Verification of the BEE status level of the municipality by 30 June 2014.	Analysis not completed due to late commencement of the project as funds were not available to proceed with the appointment of the service provider.	2	Analysis not completed due to late commencement of the project as funds were not available to proceed with the appointment of the service provider.	the analysis will be completed in July 2014	31-Jul-14	Monthly reports compiled by the service provider	Verification of the BEE status level of the municipality by 30 June 2014.	Analysis not completed due to late commencement of the project as funds were not available to proceed with the appointment of the service provider.	2	Analysis not completed due to late commencement of the project as funds were not available to proceed with the appointment of the service provider.	Monthly reports compiled by the service provider	31-Jul-14	Monthly reports
									N/A	N/A	N/A		N/A	N/A	N/A	N/A	N/A	N/A	N/A	N/A	N/A	N/A	N/A	N/A	N/A	N/A

ANNEXURE C - INFRASTRUCTURE SERVICES BUSINESS UNIT OVERVIEW

OPERATIONAL PLAN (OP) 2013/2014 4TH QUARTER (QUARTER ENDING JUNE 2014) & ANNUAL PROGRESS REPORT

	TOTAL PROJECTS	KEY
	1 NIL ACHIEVED	
	2 TARGET PARTIALLY MET	
	3 TARGET MET	
	4 TARGET EXCEEDED	
	5 TARGET EXCEEDED BY 100 %	
	NOT APPLICABLE	

1 INFRASTRUCTURE SERVICES BUSINESS UNIT OVERVIEW

1.1 TOTAL PROJECTS: 7
- **1.1.1 OPERATING PROJECTS 7**
- **1.1.2 CAPITAL PROJECTS 0**

1.2 GRAPHICAL REPRESENTATION OF PERFORMANCE: OPERATING PROJECTS

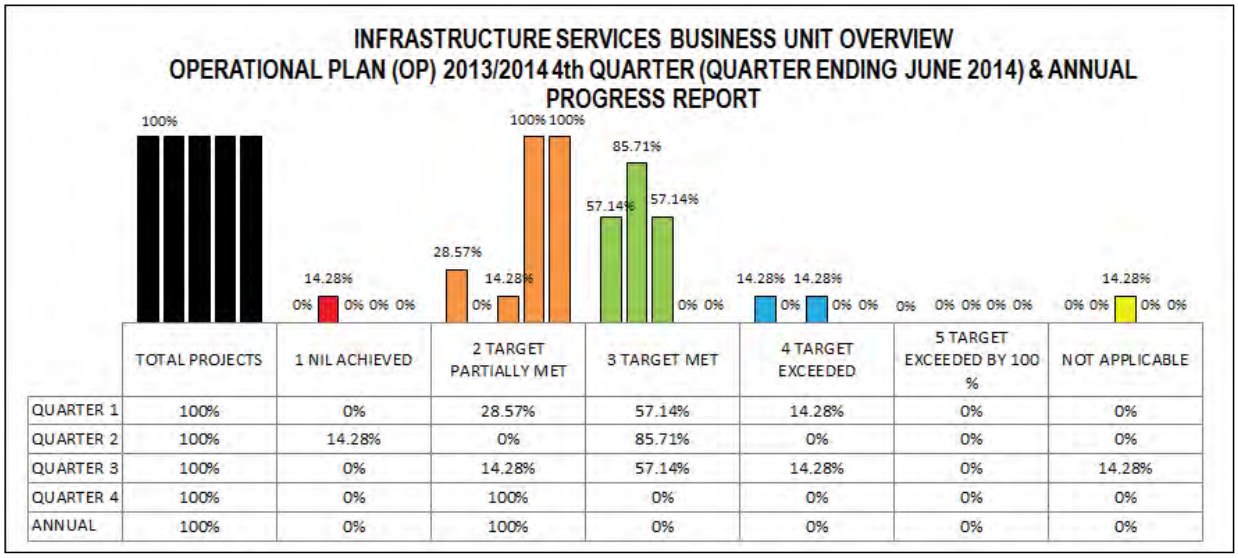

	TOTAL PROJECTS	1 NIL ACHIEVED	2 TARGET PARTIALLY MET	3 TARGET MET	4 TARGET EXCEEDED	5 TARGET EXCEEDED BY 100 %	NOT APPLICABLE
QUARTER 1	100%	0%	28.57%	57.14%	14.28%	0%	0%
QUARTER 2	100%	14.28%	0%	85.71%	0%	0%	0%
QUARTER 3	100%	0%	14.28%	57.14%	14.28%	0%	14.28%
QUARTER 4	100%	0%	100%	0%	0%	0%	0%
ANNUAL	100%	0%	100%	0%	0%	0%	0%

CITY OF CHOICE
PIETERMARITZBURG
MSUNDUZI

FLEET MANAGEMENT UNIT OVERVIEW

OPERATIONAL PLAN (OP) 2013/2014 4TH QUARTER (QUARTER ENDING JUNE 2014) & ANNUAL PROGRESS REPORT

	TOTAL PROJECTS	KEY
	1 NIL ACHIEVED	
	2 TARGET PARTIALLY MET	
	3 TARGET MET	
	4 TARGET EXCEEDED	
	5 TARGET EXCEEDED BY 100 %	
	NOT APPLICABLE	

1 FLEET MANAGEMENT UNIT OVERVIEW

1.1 TOTAL PROJECTS: 3

1.1.1 OPERATING PROJECTS 3

1.1.2 CAPITAL PROJECTS 0

1.2 GRAPHICAL REPRESENTATION OF PERFORMANCE: OPERATING PROJECTS

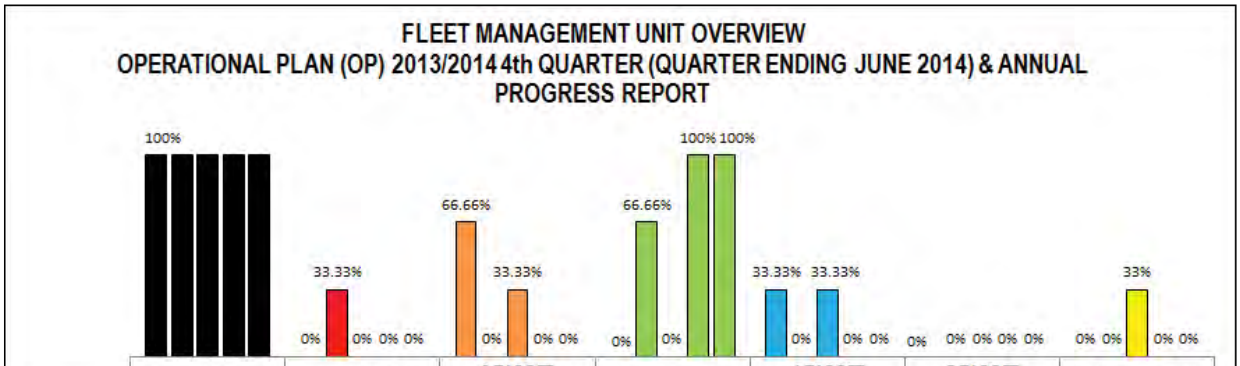

	TOTAL PROJECTS	1 NIL ACHIEVED	2 TARGET PARTIALLY MET	3 TARGET MET	4 TARGET EXCEEDED	5 TARGET EXCEEDED BY 100 %	NOT APPLICABLE
QUARTER 1	100%	0%	66.66%	0%	33.33%	0%	0%
QUARTER 2	100%	33.33%	0%	66.66%	0%	0%	0%
QUARTER 3	100%	0%	33.33%	0%	33.33%	0%	33%
QUARTER 4	100%	0%	0%	100%	0%	0%	0%
ANNUAL	100%	0%	0%	100%	0%	0%	0%

CITY OF CHOICE
PIETERMARITZBURG
MSUNDUZI

OPERATIONAL PLAN FOR THE 2013/2014 FINANCIAL YEAR

BUSINESS UNIT: INFRASTRUCTURE SERVICES

SUB UNIT: FLEET MANAGEMENT

IDP REFERENCE	NATIONAL KEY PERFORMANCE INDICATOR	PROGRAMME	PROJECT	WARD	BASELINE / STATUS QUO	MEASURABLE OBJECTIVE	ANNUAL TARGET / OUTPUT	PERFORMANCE MEASURE	ANNUAL BUDGET INFORMATION				PERFORMANCE REPORTING - QUARTER 4 - MONTH ENDING JUNE 2014							PERFORMANCE REPORTING - ANNUAL PROGRESS 2013/2014 FINANCIAL YEAR						
									OPEX	CAPEX	REVENUE		QUARTER 4 - MONTH ENDING JUNE 2014							ANNUAL PROGRESS 2013/2014 FINANCIAL YEAR						
									VOTE	VOTE	VOTE	FUNDING SOURCE	QUARTER 4 TARGET	QUARTERLY PROGRESS-JUNE 2014 ACTUAL	ACTUAL (1, 2, 3, 4, 5, Not Applicable)	REASON FOR DEVIATION	CORRECTIVE MEASURE	TIME-FRAME TO IMPLEMENT CORRECTIVE MEASURES	SOURCE DOCUMENT	ANNUAL TARGET	ANNUAL TARGET PROGRESS	ACTUAL (1, 2, 3, 4, 5, Not Applicable)	REASON FOR DEVIATION	CORRECTIVE MEASURE	TIME-FRAME TO IMPLEMENT CORRECTIVE MEASURES	SOURCE DOCUMENT
FM 01	BASIC SERVICE DELIVERY & INFRASTUCTURE INVESTMENT	Vehicle Replacement	Purchasing of new vehicles	All	109 vehicles	Replace 100 vehicles	100 vehicles purchased by the 30th of June 2014	Number of vehicles replaced	N/A	R13 710 000.00	N/A	Council	100 vehicles purchased by the 30th of June 2014	128 vehicles have been delivered by 30 June 2014	3	N/A	N/A	N/A	Invoices	100 vehicles purchased by the 30th of June 2014	128 vehicles have been delivered by 30 June 2014	3	N/A	N/A	N/A	Invoices
									N/A	170 658 1401	N/A		R13 710 000.00	N/A	N/A	N/A	N/A	N/A	N/A	N/A	N/A	N/A	N/A	N/A	N/A	N/A
FM 02	BASIC SERVICE DELIVERY & INFRASTUCTURE INVESTMENT	Vehicle Branding	Branding	All	30 Vehicles not branded	Corporate Branding of 30 vehicles by the 31st of December 2013	Corporate Branding of 30 vehicles completed by the 31st of December 2013	Number of vehicles branded	N/A	N/A	N/A	N/A	N/A	60 vehicles are branded by 30 June 2014	3	N/A	N/A	N/A	Invoices	Corporate Branding of 30 vehicles completed by the 31st of December 2013	60 vehicles are branded by 30 June 2014	3	N/A	N/A	N/A	Invoices
									N/A	N/A	N/A		N/A	N/A	N/A	N/A	N/A	N/A	N/A	N/A	N/A	N/A	N/A	N/A	N/A	N/A
FM 03	BASIC SERVICE DELIVERY & INFRASTUCTURE INVESTMENT	Vehicle and plant service	Preventative maintenace	All	Lack of proper preventative maintenance	724 vehicles and plant serviced by 30th June 2014	724 vehicles and plant serviced by 30th June 2014	Number of vehicles and plant serviced.	R15 710 000.00	N/A	N/A	Council	181 vehicles and plant to be serviced by 30 June 2014	186 vehicles and plant serviced by 30 June 2014.	3	N/A	N/A	N/A	Job cards	724 vehicles and plant serviced by 30th June 2014	739 vehicles and plant serviced by 30 June 2014	3	N/A	N/A	N/A	Job cards
									170 658 1401	N/A	N/A		R3 927 519. 00	N/A	N/A	N/A	N/A	N/A	N/A	N/A	N/A	N/A	N/A	N/A	N/A	N/A

PROJECT MANAGEMENT UNIT OVERVIEW

OPERATIONAL PLAN (OP) 2013/2014 4TH QUARTER (QUARTER ENDING JUNE 2014) & ANNUAL PROGRESS REPORT

	TOTAL PROJECTS	KEY
	1 NIL ACHIEVED	
	2 TARGET PARTIALLY MET	
	3 TARGET MET	
	4 TARGET EXCEEDED	
	5 TARGET EXCEEDED BY 100 %	
	NOT APPLICABLE	

1 PROJECT MANAGEMENT UNIT OVERVIEW

1.1 TOTAL PROJECTS: 4

1.1.1 OPERATING PROJECTS 4

1.1.2 CAPITAL PROJECTS 0

1.2 GRAPHICAL REPRESENTATION OF PERFORMANCE: OPERATING PROJECTS

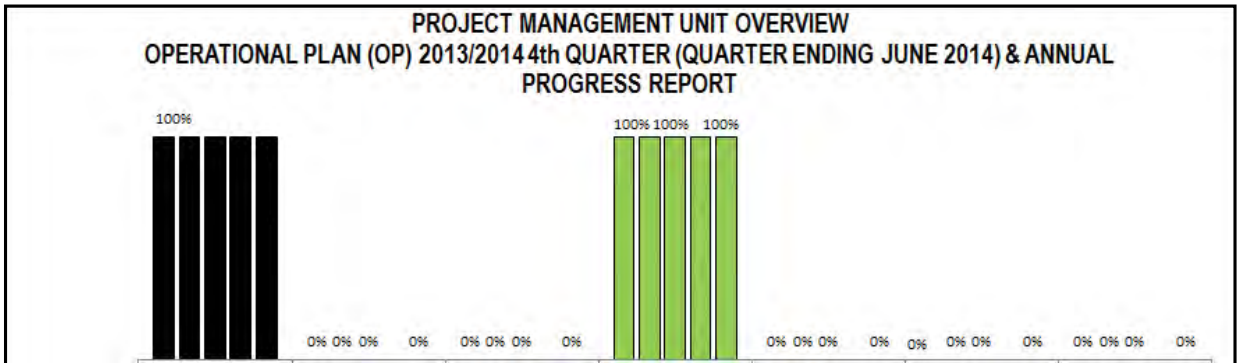

	TOTAL PROJECTS	1 NIL ACHIEVED	2 TARGET PARTIALLY MET	3 TARGET MET	4 TARGET EXCEEDED	5 TARGET EXCEEDED BY 100 %	NOT APPLICABLE
QUARTER 1	100%	0%	0%	100%	0%	0%	0%
QUARTER 2	100%	0%	0%	100%	0%	0%	0%
QUARTER 3	100%	0%	0%	100%	0%	0%	0%
QUARTER 4	100%	0%	0%	100%	0%	0%	0%
ANNUAL	100%	0%	0%	100%	0%	0%	0%

CITY OF CHOICE
PIETERMARITZBURG
MSUNDUZI

OPERATIONAL PLAN FOR THE 2013/2014 FINANCIAL YEAR

BUSINESS UNIT: INFRASTRUCTURE SERVICES

SUB UNIT: PROJECT MANAGEMENT

IDP REFERENCE	NATIONAL KEY PERFORMANCE INDICATOR	PROGRAMME	PROJECT	WARD	BASELINE / STATUS QUO	MEASURABLE OBJECTIVE	ANNUAL TARGET / OUTPUT	PERFORMANCE MEASURE	ANNUAL BUDGET INFORMATION				PERFORMANCE REPORTING - QUARTER 4 - MONTH ENDING JUNE 2014							PERFORMANCE REPORTING - ANNUAL PROGRESS 2013/2014 FINANCIAL YEAR						
									OPEX	CAPEX	REVENUE		QUARTER 4 - MONTH ENDING JUNE 2014							ANNUAL PROGRESS 2013/2014 FINANCIAL YEAR						
									VOTE	VOTE	VOTE	FUNDING SOURCE	QUARTER 4 TARGET	QUARTERLY PROGRESS-JUNE 2014 ACTUAL	ACTUAL (1, 2, 3, 4, 5, Not Applicable)	REASON FOR DEVIATION	CORRECTIVE MEASURE	TIME-FRAME TO IMPLEMENT CORRECTIVE MEASURES	SOURCE DOCUMENT	ANNUAL TARGET	ANNUAL TARGET PROGRESS	ACTUAL (1, 2, 3, 4, 5, Not Applicable)	REASON FOR DEVIATION	CORRECTIVE MEASURE	TIME-FRAME TO IMPLEMENT CORRECTIVE MEASURES	SOURCE DOCUMENT
PMU 01	Basic Service Delivery	Project Management support	Monthly programme / project monitoring reports for MIG/OGF/CNL Budget	All	Reports compiled & submitted by 5th of every month.	Reports compiled & submitted by 5th of every month.	Monthly reports on expenditure (MIG/OGF/CNL Budget) submitted by the 5th of every month to project managers within business units	Date Monthly reports on expenditure (MIG/OGF/CNL Budget) submitted to project managers within business units	N/A	N/A	N/A	N/A	3 x Monthly reports on expenditure (MIG/OGF/CNL Budget) submitted by the 5th of every month to project managers within business units	1 x Monthly reports on expenditure (MIG/OGF/CNL Budget) for June 2014 has been submitted.	3	N/A	N/A	N/A	Monthly OMC resolution in respect of MIG/OGF/CNL capital projects expenditure progress plan.	Monthly reports on expenditure (MIG/OGF/CNL Budget) submitted by the 5th of every month to project managers within business units	12 x Monthly reports on expenditure (MIG/OGF/CNL Budget) for the period July 2013 to June 2014 have been submitted.	3	N/A	N/A	N/A	Monthly OMC resolution in respect of MIG/OGF/CNL capital projects expenditure progress plan.
									N/A	N/A	N/A		N/A	N/A	N/A	N/A	N/A	N/A	N/A	N/A	N/A	N/A	N/A	N/A	N/A	N/A
PMU 02	Basic Service Delivery	Project Management support	Weekly programme/ project monitoring reports for MIG/OGF/CNL Budget	All	Minutes/ reports compiled every second Wednesday. Ensure 100% of budget is spent.	100% monitoring of projects to ensure budget is spent accurately	Bi-weekly reports sent out every second Wednesday to project managers within business units on expenditure (MIG/OGF/CNL Budget)	Bi-weekly reports produced within stipulated timeframes	N/A	N/A	N/A	N/A	6 X reports sent out every second Wednesday to project managers within business units on expenditure (MIG/OGF/CNL Budget	2 meetings have been held on 6 and 20 June 2014.	3	N/A	N/A	N/A	Minutes of DMM/PM's Management Meeting.	Bi-weekly reports sent out every second Wednesday to project managers within business units on expenditure (MIG/OGF/CNL Budget)	24 meetings, two a month, have been held for the period July 2013 to June 2014.	3	N/A	N/A	N/A	Minutes of DMM/PM's Management Meeting.
									N/A	N/A	N/A		N/A	N/A	N/A	N/A	N/A	N/A	N/A	N/A	N/A	N/A	N/A	N/A	N/A	N/A
PMU 04	Basic Service Delivery	Project Management Support	Administration of payment process and ongoing monitoring	All	All invoices packaged and submitted to client departments within 48 hours	All invoices packaged and submitted to client departments within 48 hours	All invoices packaged and submitted to client departments within 48 hours	Turn-around time for submission of invoices	N/A	N/A	N/A	N/A	All invoices packaged and submitted to client departments within 48 hours	All invoices for June 2014 have been packaged and submitted to cliet departments within 48 hours.	3	N/A	N/A	N/A	Payment Control Sheet.	All invoices packaged and submitted to client departments within 48 hours	All invoices for the period July 2013 to June 2014 have been packaged and submitted to cliet departments within 48 hours.	3	N/A	N/A	N/A	Payment Control Sheet.
									N/A	N/A	N/A		N/A	N/A	N/A	N/A	N/A	N/A	N/A	N/A	N/A	N/A	N/A	N/A	N/A	N/A
PMU 06	Basic Service Delivery	Project Management Support	Administration Support and reporting to MIG (Provincial) and reporting to OGF/CNL/ EPWP	All	Ensure project documentation completion to report expenditure to MIG/Funding Source by the 15th of every Month	Project documentation completed accurately to report expenditure to MIG/ Funding Source by the 15th of every Month	Ensure project documentation completed accurately to report expenditure to MIG / Funding Source by the 15th of every Month	Date of submission of monthly reports	N/A	N/A	N/A	N/A	3 X monthly reports by the 15th of every month	DoRA reports for the month of June 2014 have been submitted.	3	N/A	N/A	N/A	Monthly DORA reports for MIG and EPWP.	Ensure project documentation completed accurately to report expenditure to MIG / Funding Source by the 15th of every Month	12 DoRA reports for the period July 2013 to June 2014 have been submitted.	3	N/A	N/A	N/A	Monthly DORA reports for MIG and EPWP.
									N/A	N/A	N/A		N/A	N/A	N/A	N/A	N/A	N/A	N/A	N/A	N/A	N/A	N/A	N/A	N/A	N/A

ANNEXURE D

CORPORATE SERVICES BUSINESS UNIT OVERVIEW

OPERATIONAL PLAN (OP) 2013/2014 4TH QUARTER (QUARTER ENDING JUNE 2014) & ANNUAL PROGRESS REPORT

	TOTAL PROJECTS	KEY
	1 NIL ACHIEVED	
	2 TARGET PARTIALLY MET	
	3 TARGET MET	
	4 TARGET EXCEEDED	
	5 TARGET EXCEEDED BY 100 %	
	NOT APPLICABLE	

1 CORPORATE SERVICES BUSINESS UNIT OVERVIEW

1.1 TOTAL PROJECTS: 46
- 1.1.1 OPERATING PROJECTS 46
- 1.1.2 CAPITAL PROJECTS 0

1.2 GRAPHICAL REPRESENTATION OF PERFORMANCE: OPERATING PROJECTS

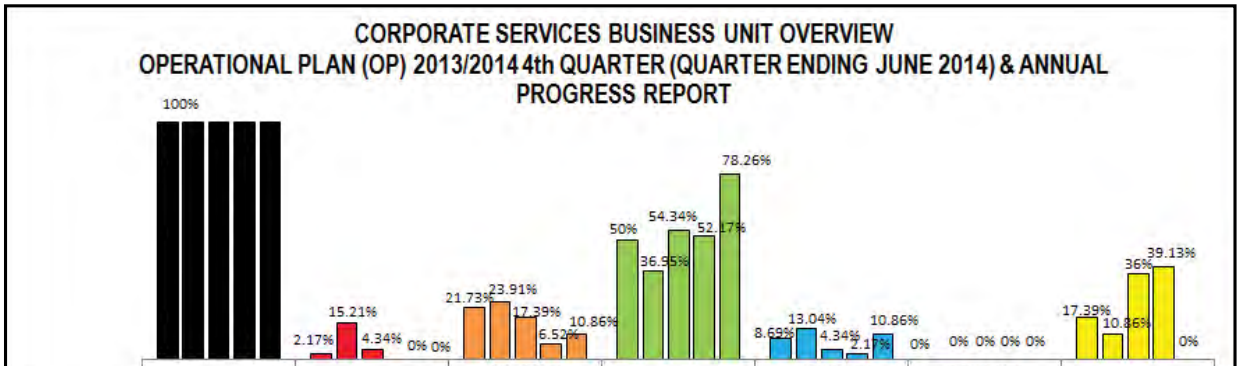

	TOTAL PROJECTS	1 NIL ACHIEVED	2 TARGET PARTIALLY MET	3 TARGET MET	4 TARGET EXCEEDED	5 TARGET EXCEEDED BY 100 %	NOT APPLICABLE
QUARTER 1	100%	2.17%	21.73%	50%	8.69%	0%	17.39%
QUARTER 2	100%	15.21%	23.91%	36.95%	13.04%	0%	10.86%
QUARTER 3	100%	4.34%	17.39%	54.34%	4.34%	0%	36%
QUARTER 4	100%	0%	6.52%	52.17%	2.17%	0%	39.13%
ANNUAL	100%	0%	10.86%	78.26%	10.86%	0%	0%

CITY OF CHOICE
PIETERMARITZBURG
MSUNDUZI

LEGAL SERVICES UNIT OVERVIEW

OPERATIONAL PLAN (OP) 2013/2014 4TH QUARTER (QUARTER ENDING JUNE 2014) & ANNUAL PROGRESS REPORT

	TOTAL PROJECTS	KEY
	1 NIL ACHIEVED	
	2 TARGET PARTIALLY MET	
	3 TARGET MET	
	4 TARGET EXCEEDED	
	5 TARGET EXCEEDED BY 100 %	
	NOT APPLICABLE	

1 LEGAL SERVICES UNIT OVERVIEW

1.1 TOTAL PROJECTS: 5
- **1.1.1 OPERATING PROJECTS 5**
- **1.1.2 CAPITAL PROJECTS 0**

1.2 GRAPHICAL REPRESENTATION OF PERFORMANCE: OPERATING PROJECTS

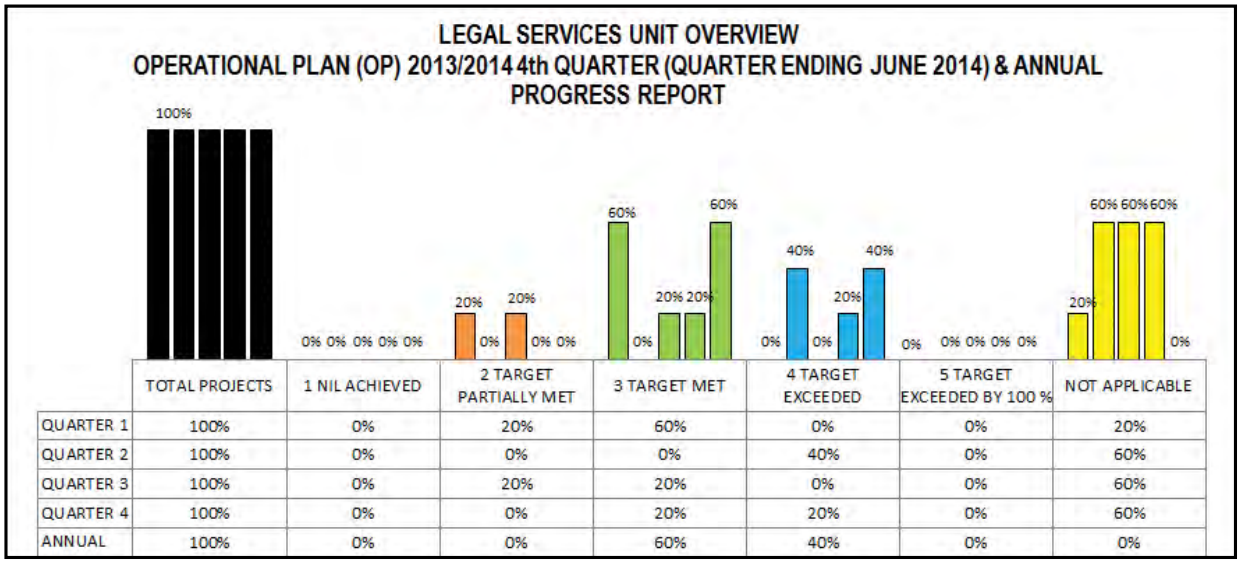

	TOTAL PROJECTS	1 NIL ACHIEVED	2 TARGET PARTIALLY MET	3 TARGET MET	4 TARGET EXCEEDED	5 TARGET EXCEEDED BY 100 %	NOT APPLICABLE
QUARTER 1	100%	0%	20%	60%	0%	0%	20%
QUARTER 2	100%	0%	0%	0%	40%	0%	60%
QUARTER 3	100%	0%	20%	20%	0%	0%	60%
QUARTER 4	100%	0%	0%	20%	20%	0%	60%
ANNUAL	100%	0%	0%	60%	40%	0%	0%

CITY OF CHOICE
PIETERMARITZBURG
MSUNDUZI

OPERATIONAL PLAN FOR THE 2013/2014 FINANCIAL YEAR

BUSINESS UNIT: CORPORATE SERVICES

SUB UNIT: LEGAL SERVICES

IDP REFERENCE	NATIONAL KEY PERFORMANCE INDICATOR	PROGRAMME	PROJECT	WARD	BASELINE / STATUS QUO	MEASURABLE OBJECTIVE	ANNUAL TARGET / OUTPUT	PERFORMANCE MEASURE	ANNUAL BUDGET INFORMATION				PERFORMANCE REPORTING - QUARTER 4 - MONTH ENDING JUNE 2014							PERFORMANCE REPORTING - ANNUAL PROGRESS 2013/2014 FINANCIAL YEAR						
									OPEX	CAPEX	REVENUE		QUARTER 4 - MONTH ENDING JUNE 2014							ANNUAL PROGRESS 2013/2014 FINANCIAL YEAR						
									VOTE	VOTE	VOTE	FUNDING SOURCE	QUARTER 4 TARGET	QUARTERLY PROGRESS - JUNE 2014 ACTUAL	ACTUAL (1, 2, 3, 4, 5, Not Applicable)	REASON FOR DEVIATION	CORRECTIVE MEASURE	TIME-FRAME TO IMPLEMENT CORRECTIVE MEASURES	SOURCE DOCUMENT	ANNUAL TARGET	ANNUAL TARGET PROGRESS	ACTUAL (1, 2, 3, 4, 5, Not Applicable)	REASON FOR DEVIATION	CORRECTIVE MEASURE	TIME-FRAME TO IMPLEMENT CORRECTIVE MEASURES	SOURCE DOCUMENT
	GOOD GOVERNANCE & PUBLIC PARTICIPATION	Bylaws	Review	All	Have commenced revision on 9 bylaws	To provide efficient and effective legal services to the wider Msunduzi Municipality	Review of 5 specified bylaws as follows: Advertising by-law; Market by-law; Water services by-law; Public Open Spaces by-law and Fire Prevention by-law sub-mitted to SMC by the 30th of September 2013	Date reviewed by-laws (Advertising by-law; Market by-law; Water services by-law; Public Open Spaces by-law and Fire Prevention by-law) submitted to SMC	N/A	N/A	N/A	N/A	N/A	Review of 5 specified bylaws sub-mitted to SMC by the 30th of September 2013	NOT APPLI-CABLE	N/A	N/A	N/A	Draft Bylaws; report to SMC and resolutions	Review of 5 specified bylaws as follows: Advertising by-law; Market by-law; Water services by-law; Public Open Spaces by-law and Fire Prevention by-law submitted to SMC by the 30th of September 2013	Review of 5 specified bylaws submitted to SMC by the 30th of September 2013	3	N/A	N/A	N/A	Draft Bylaws; report to SMC and resolutions
									N/A	N/A	N/A		N/A	N/A	N/A	N/A	N/A	N/A	N/A	N/A	N/A	N/A	N/A	N/A	N/A	N/A
LS 02	GOOD GOVERNANCE & PUBLIC PARTICIPATION	Bylaws	Review	All	Have commenced revision on 9 bylaws	To provide efficient and effective legal services to the wider Msunduzi Municipality	Gazetting of 5 specified bylaws as follows: Advertising by-law; Market by-law; Water services by-law; Public Open Spaces by-law and Fire Prevention by-law by the 31st of March 2013	Date of gazetted by-laws	R300 000. 00	N/A	N/A	N/A	N/A	Bylaws gazetted on 24 June 2014.	NOT APPLI-CABLE	N/A	N/A	N/A	Gazette	Gazetting of 5 specified by-laws as follows: Advertising by-law; Market by-law; Water services by-law; Public Open Spaces by-law and Fire Prevention by-law by the 31st of March 2013	Bylaws gazetted on 24 June 2014.	3	N/A	N/A	N/A	Gazette
									5021001056	N/A	N/A		N/A	N/A	N/A	N/A	N/A	N/A	N/A	N/A	N/A	N/A	N/A	N/A	N/A	N/A
LS 05	GOOD GOVERNANCE & PUBLIC PARTICIPATION	Legal Services	Informed Staff	All	Nil	To provide efficient and effective legal services to the wider Msunduzi Municipality	12 Legal briefs submitted to OMC and published on the Municipal Intranet on a monthly basis	Monthly legal briefs submitted to OMC and published on Municipal Intranet	N/A	N/A	N/A	N/A	1 Legal brief submitted to OMC and published on the Municipal Intranet on a monthly basis	Submitted legal briefs 14 to 16 to OMC and for publication on intranet.	3	N/A	N/A	N/A	Legal briefs, reports to OMC and resolutions.	12 Legal briefs submitted to OMC and published on the Municipal Intranet on a monthly basis	16 Legal Briefs published	3	N/A	N/A	N/A	Submitted legal briefs 14 to 16 to OMC and for publication on intranet.
									N/A	N/A	N/A		N/A	N/A	N/A	N/A	N/A	N/A	N/A	N/A	N/A	N/A	N/A	N/A	N/A	N/A
LS 06	GOOD GOVERNANCE & PUBLIC PARTICIPATION	Bylaws	Informed Staff	All	Ignorance on meaning and interpretation of bylaws.	To provide efficient and effective legal services to the wider Msunduzi Municipality	8 Publications on bylaws education for inclusion in the internal staff newsletter and Msunduzi newspaper	Number of publications submitted for inclusion in the internal staff newsletter and Msunduzi newspaper	N/A	N/A	N/A	N/A	2 publications submitted for inclusion in the internal staff newsletter and Msunduzi newspaper	3 publications submitted for inclusion in internal staff newsletter and news-paper	4	N/A	N.A	N/A	Articles, correspondence with Municipal Manager's office	8 Publications on bylaws education for inclusion in the internal staff newsletter and Msunduzi newspaper	15 Articles submitted for inclusion in internal staff newsletter and nespaper	4	N/A	N/A	N/A	Articles, correspondence with Municipal Manager's office
									N/A	N/A	N/A		N/A	N/A	N/A	N/A	N/A	N/A	N/A	N/A	N/A	N/A	N/A	N/A	N/A	N/A
LS 07	GOOD GOVERNANCE & PUBLIC PARTICIPATION	Claims	Risk Guidance	All	Lack of Knowledge on PAIA.	To provide efficient and effective legal services to the wider Msunduzi Municipality	All deputy information officers trained on the Promotion of Access to Information Act by the 30th of September 2013	Date of training n the Promotion of Access to Information Act	N/A	N/A	N/A	N/A	N/A	Traning finalised on 17 March 2014.	NOT APPLI-CABLE	N/A	N/A	N/A	Course, programme	All deputy information officers trained on the Promotion of Access to Information Act by the 30th of September 2013	Training finalised	3	N/A	N/A	N/A	Course, programme
									N/A	N/A	N/A		N/A	N/A	N/A	N/A	N/A	N/A	N/A	N/A	N/A	N/A	N/A	N/A	N/A	N/A

INFORMATION COMMUNICATION TECHNOLOGY UNIT OVERVIEW

OPERATIONAL PLAN (OP) 2013/2014 4TH QUARTER (QUARTER ENDING JUNE 2014) & ANNUAL PROGRESS REPORT

	TOTAL PROJECTS	KEY
	1 NIL ACHIEVED	
	2 TARGET PARTIALLY MET	
	3 TARGET MET	
	4 TARGET EXCEEDED	
	5 TARGET EXCEEDED BY 100 %	
	NOT APPLICABLE	

1 INFORMATION COMMUNICATION TECHNOLOGY UNIT OVERVIEW

1.1 TOTAL PROJECTS: 5
- **1.1.1 OPERATING PROJECTS 5**
- **1.1.2 CAPITAL PROJECTS 0**

1.2 GRAPHICAL REPRESENTATION OF PERFORMANCE: OPERATING PROJECTS

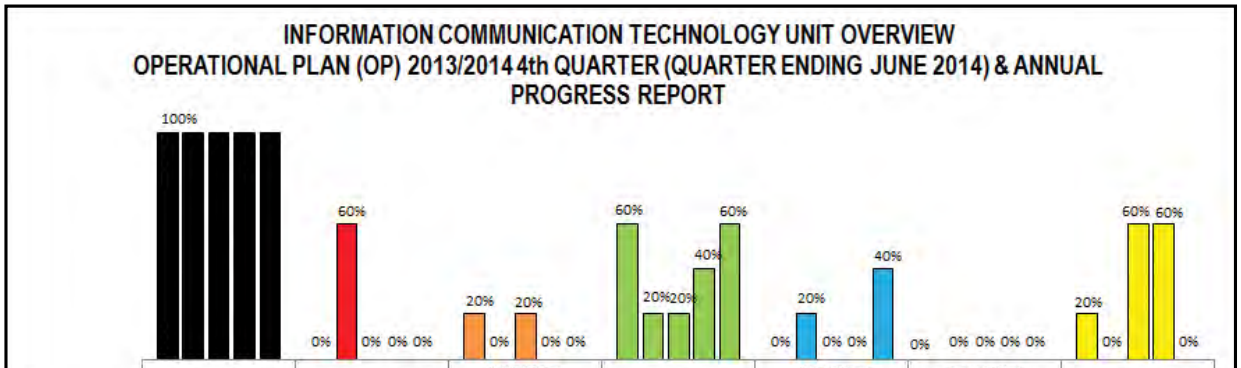

	TOTAL PROJECTS	1 NIL ACHIEVED	2 TARGET PARTIALLY MET	3 TARGET MET	4 TARGET EXCEEDED	5 TARGET EXCEEDED BY 100 %	NOT APPLICABLE
QUARTER 1	100%	0%	20%	60%	0%	0%	20%
QUARTER 2	100%	60%	0%	20%	20%	0%	0%
QUARTER 3	100%	0%	20%	20%	0%	0%	60%
QUARTER 4	100%	0%	0%	40%	0%	0%	60%
ANNUAL	100%	0%	0%	60%	40%	0%	0%

CITY OF CHOICE
PIETERMARITZBURG
MSUNDUZI

OPERATIONAL PLAN FOR THE 2013/2014 FINANCIAL YEAR

BUSINESS UNIT: CORPORATE SERVICES

SUB UNIT: INFORMATION COMMUNICATION TECHNOLOGY

IDP REFERENCE	NATIONAL KEY PERFORMANCE INDICATOR	PROGRAMME	PROJECT	WARD	BASELINE / STATUS QUO	MEASURABLE OBJECTIVE	ANNUAL TARGET / OUTPUT	PERFORMANCE MEASURE	ANNUAL BUDGET INFORMATION				PERFORMANCE REPORTING - QUARTER 4 - MONTH ENDING JUNE 2014							PERFORMANCE REPORTING - ANNUAL PROGRESS 2013/2014 FINANCIAL YEAR						
									OPEX	CAPEX	REVENUE	FUNDING SOURCE	QUARTER 4 - MONTH ENDING JUNE 2014							ANNUAL PROGRESS 2013/2014 FINANCIAL YEAR						
									VOTE	VOTE	VOTE		QUARTER 4 TARGET	QUARTERLY PROGRESS-JUNE 2014 ACTUAL	ACTUAL (1, 2, 3, 4, 5, Not Applicable)	REASON FOR DEVIATION	CORRECTIVE MEASURE	TIME-FRAME TO IMPLEMENT CORRECTIVE MEASURES	SOURCE DOCUMENT	ANNUAL TARGET	ANNUAL TARGET PROGRESS	ACTUAL (1, 2, 3, 4, 5, Not Applicable)	REASON FOR DEVIATION	CORRECTIVE MEASURE	TIMEFRAME TO IMPLEMENT CORRECTIVE MEASURES	SOURCE DOCUMENT
ICT01	GOOD GOVERNANCE & PUBLIC PARTICIPATION	AG Audit	Remediation	All	Remediation ICT Policies all approved	Remediation of AGs Audit	Clean audit in respect of ICT matters raised in the 2012/2013 AG report	Clean Audit 2013/2014	N/A	N/A	N/A	N/A	Implementation of the ICT remediation plan as per approved plan	AG findings are continously being addresses and corrective measures put in place.	3	N/A	N/A	N/A	IT Monitoring Tool	Clean audit in respect of ICT matters raised in the 2012/2013 AG report	AG findings are continously being addressed and corrective measures put in place.	3	N/A	N/A	N/A	IT Monitoring Tool
									N/A	N/A	N/A		N/A	N/A	N/A	N/A	N/A	N/A	N/A	N/A	N/A	N/A	N/A	N/A	N/A	N/A
ICT02	GOOD GOVERNANCE & PUBLIC PARTICIPATION	AG Audit	Remediation	All	Outdated ICT Strategy/ MSP	Remediation of AGs Audit	ICT Strategic Plan developed and submitted to SMC by 30th of October 2013 and implementation as per the approved plan	Date ICT strategic plan submitted to SMC and implementation as per the approved plan	R1 500 000	N/A	N/A	Council	Implementation of the ICT Strategic Plan as per approved plan	Implementation of the ICT Strategic Plan as per approved plan	3	N/A	N/A	N/A	IT Strategy	ICT Strategic Plan developed and submitted to SMC by 30th of October 2013 and implementation as per the approved plan	ICT Strategic Plan has been developed and approved by EXCO and Full Council. Implementation underway	3	N/A	N/A	N/A	IT Strategy
									526 100 1206	N/A	N/A		N/A	N/A	N/A	N/A	N/A	N/A	N/A	N/A	N/A	N/A	N/A	N/A	N/A	N/A
ICT03	GOOD GOVERNANCE & PUBLIC PARTICIPATION	ICT Infrastructure	PC Replacement	All	Obsolete and end-of-life PCs	Build enabling ICT infrastructure	Replacement of 200 old/obsolete desktop computers by the 31st of December 2013	Number of old/ obsolete desktop computers replaced	R 500 000	N/A	N/A	Council	N/A	N/A	NOT APPLICABLE	N/A	N/A	N/A	N/A	Replacement of 200 old/ obsolete desktop computers by the 31st of December 2013	336 Computers were delivered on the 16 Jan 2014 and have been deployed to employees	4	N/A	N/A	N/A	Delivery Note.
									526 345 4037	N/A	N/A		R138 000	N/A	N/A	N/A	N/A	N/A	N/A	N/A	N/A	N/A	N/A	N/A	N/A	N/A
ICT07	GOOD GOVERNANCE & PUBLIC PARTICIPATION	ICT Infrastructure	Renewal of Obsolete Infrastructure	All	Obsolete IT infrastructure	Build enabling ICT infrastructure	Obsolete ICT Infrastructure replaced by the 31 December 2013	Date Obsolete ICT infrastructure replaced	R 500 000	N/A	N/A	Council	N/A	N/A	NOT APPLICABLE	N/A	N/A	N/A	N/A	Obsolete ICT Infrastructure replaced by the 31 December 2013	All IT infrastructure (Backups, Storage and Servers) have been replaced by the 30 November 2013	4	N/A	N/A	N/A	Delivery Note.
									526 345 4038	N/A	N/A		N/A	N/A	N/A	N/A	N/A	N/A	N/A	N/A	N/A	N/A	N/A	N/A	N/A	N/A
ICT08	GOOD GOVERNANCE & PUBLIC PARTICIPATION	ICT Infrastructure	Renewal of Obsolete Infrastructure	All	Obsolete IT infrastructure	Build enabling ICT infrastructure	Replacement of ICT network equipment: Switches and Routers by the 31st of December 2013	Date of IT Network and Switches environment replaced	R 1 666 666.00	N/A	N/A	Council	N/A	N/A	NOT APPLICABLE	N/A	N/A	N/A	N/A	Replacement of ICT network equipment: Switches and Routers by the 31st of December 2013	All Network Switches and Routers were delivered on the 30th Jan 2014. Implementation began in February 2014 and replacement completed by 30 June 2014	3	N/A	N/A	N/A	Delivery Note.
									526 345 4039	N/A	N/A		R456 000	N/A	N/A	N/A	N/A	N/A	N/A	N/A	N/A	N/A	N/A	N/A	N/A	N/A

SOUND GOVERNANCE UNIT OVERVIEW

OPERATIONAL PLAN (OP) 2013/2014 4TH QUARTER (QUARTER ENDING JUNE 2014) & ANNUAL PROGRESS REPORT

	TOTAL PROJECTS	KEY
	1 NIL ACHIEVED	
	2 TARGET PARTIALLY MET	
	3 TARGET MET	
	4 TARGET EXCEEDED	
	5 TARGET EXCEEDED BY 100 %	
	NOT APPLICABLE	

1 SOUND GOVERNANCE UNIT OVERVIEW

1.1 TOTAL PROJECTS: 15
- **1.1.1 OPERATING PROJECTS 15**
- **1.1.2 CAPITAL PROJECTS 0**

1.2 GRAPHICAL REPRESENTATION OF PERFORMANCE: OPERATING PROJECTS

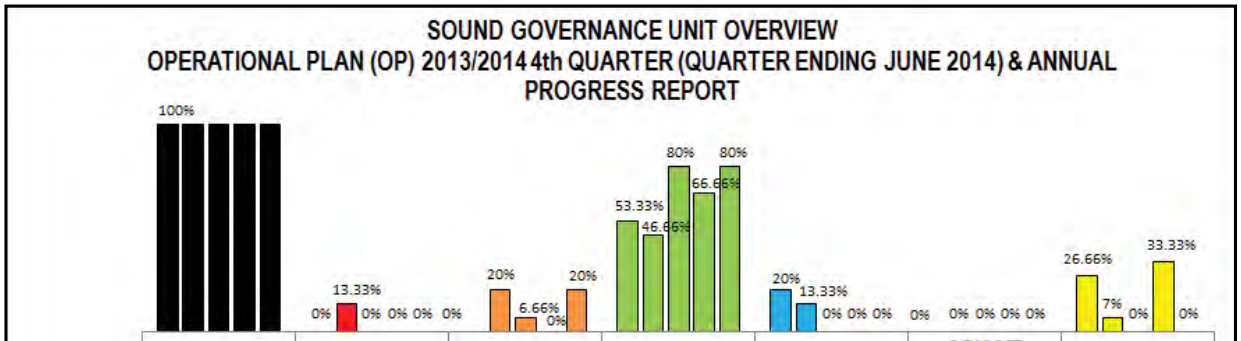

	TOTAL PROJECTS	1 NIL ACHIEVED	2 TARGET PARTIALLY MET	3 TARGET MET	4 TARGET EXCEEDED	5 TARGET EXCEEDED BY 100 %	NOT APPLICABLE
QUARTER 1	100%	0%	0%	53.33%	20%	0%	26.66%
QUARTER 2	100%	13.33%	20%	46.66%	13.33%	0%	7%
QUARTER 3	100%	0%	6.66%	80%	0%	0%	0%
QUARTER 4	100%	0%	0%	66.66%	0%	0%	33.33%
ANNUAL	100%	0%	20%	80%	0%	0%	0%

CITY OF CHOICE
PIETERMARITZBURG
MSUNDUZI

OPERATIONAL PLAN FOR THE 2013/2014 FINANCIAL YEAR

BUSINESS UNIT: CORPORATE SERVICES

SUB UNIT: SOUND GOVERNANCE

IDP REFERENCE	NATIONAL KEY PERFORMANCE INDICATOR	PROGRAMME	PROJECT	WARD	BASELINE / STATUS QUO	MEASURABLE OBJECTIVE	ANNUAL TARGET / OUTPUT	PERFORMANCE MEASURE	ANNUAL BUDGET INFORMATION				PERFORMANCE REPORTING - QUARTER 4 - MONTH ENDING JUNE 2014							PERFORMANCE REPORTING - ANNUAL PROGRESS 2013/2014 FINANCIAL YEAR						
									OPEX	CAPEX	REVENUE		QUARTER 4 - MONTH ENDING JUNE 2014							ANNUAL PROGRESS 2013/2014 FINANCIAL YEAR						
									VOTE	VOTE	VOTE	FUNDING SOURCE	QUARTER 4 TARGET	QUARTERLY PROGRESS JUNE 2014 ACTUAL	ACTUAL (1, 2, 3, 4, 5, Not Applicable)	REASON FOR DEVIATION	CORRECTIVE MEASURE	TIME-FRAME TO IMPLEMENT CORRECTIVE MEASURES	SOURCE DOCUMENT	ANNUAL TARGET	ANNUAL TARGET PROGRESS	ACTUAL (1, 2, 3, 4, 5, Not Applicable)	REASON FOR DEVIATION	CORRECTIVE MEASURE	TIME-FRAME TO IMPLEMENT CORRECTIVE MEASURES	SOURCE DOCUMENT
SG 01	GOOD GOVERNANCE & PUBLIC PARTICIPATION	Quality Manage: Secretariate Services	Minutes	All	Current inconsistency in respect of finalization of minutes.	Distribution of Meeting Minutes.	Portfolio Committee meetings Minutes finalized within 7 working days after the meetings are held	Turnaround Time for finalisation of minutes within 7 working days after the meetings are held	N/A	N/A	N/A	N/A	Portfolio Committee meetings Minutes finalized within 7 working days after the meetings are held	Portfolio Committee meetings Minutes finalized within 7 working days after the meetings are held	3	N/A	N/A	N/A	Minutes	Portfolio Committee meetings Minutes finalized within 7 working days after the meetings are held	Portfolio Committee meetings Minutes finalized within 7 working days after the meetings are held	3	N/A	N/A	N/A	Minutes
									N/A	N/A	N/A		N/A	N/A	N/A	N/A	N/A	N/A	N/A	N/A	N/A	N/A	N/A	N/A	N/A	N/A
SG 02	GOOD GOVERNANCE & PUBLIC PARTICIPATION	Quality Manage: Secretariate Services	Minutes	All	Current inconsistency in respect of finalization of minutes.	Distribution of Meeting Minutes.	Portfolio Committee meetings Minutes Dispatched (Posted on L- Drive) within 7 working days after the meetings are held	Turnaround Time Portfolio Committee meetings Minutes Dispatched (Posted on L- Drive) within 7 working days after the meetings are held	N/A	N/A	N/A	N/A	Portfolio Committee meetings Minutes Dispatched (Posted on L- Drive) within 7 working days after the meetings are held	Portfolio Committee meetings Minutes Dispatched (Posted on L- Drive) within 7 working days after the meetings are held	3	N/A	N/A	N/A	Posted Minutes	Portfolio Committee meetings Minutes Dispatched (Posted on L- Drive) within 7 working days after the meetings are held	Portfolio Committee meetings Minutes Dispatched (Posted on L- Drive) within 7 working days after the meetings are held	3	N/A	N/A	N/A	Posted Minutes
									N/A	N/A	N/A		N/A	N/A	N/A	N/A	N/A	N/A	N/A	N/A	N/A	N/A	N/A	N/A	N/A	N/A
SG 03	GOOD GOVERNANCE & PUBLIC PARTICIPATION	Quality Manage: Secretariate Services	Minutes	All	Minutes currently dispatched 7 days after confirmation	Distribution of Meeting Minutes.	Distribution of internal minutes within 7 days after approval by the committee	Turnaround time for the distribution of approved internal minutes	N/A	N/A	N/A	N/A	Distribution of internal minutes within 7 days after approval by the committee	Distribution of internal minutes within 7 days after approval by the committee	3	N/A	N/A	N/A	Internal Minutes	Distribution of internal minutes within 7 days after approval by the committee	Distribution of internal minutes within 7 days after approval by the committee	3	N/A	N/A	N/A	Internal Minutes
									N/A	N/A	N/A		N/A	N/A	N/A	N/A	N/A	N/A	N/A	N/A	N/A	N/A	N/A	N/A	N/A	N/A
SG 04	GOOD GOVERNANCE & PUBLIC PARTICIPATION	Quality Manage: Secretariate Services	Minutes	All	Izimbizo Minutes	Distribution of Meeting Minutes.	Minutes of IDP izimbizo finalized and submitted to IDP office within 10 working days after imbizo	Turn-around time for submission of finalized minutes to IDP office 10 working days.	N/A	N/A	N/A	N/A	Minutes of IDP izimbizo finalized and submitted to IDP office within 10 working days after imbizo	N/A	Not Applicable	N/A	N/A	N/A	N/A	Minutes of IDP izimbizo finalized and submitted to IDP office within 10 working days after imbizo	Minutes of IDP izimbizo finalized and submitted to IDP office within 10 working days after imbizo	3	N/A	N/A	N/A	Minutes
									N/A	N/A	N/A		N/A	N/A	N/A	N/A	N/A	N/A	N/A	N/A	N/A	N/A	N/A	N/A	N/A	N/A
SG 08	GOOD GOVERNANCE & PUBLIC PARTICIPATION	Quality Manage: Secretariate Services	Minutes	All	Translation services currently provided for Council and Portfolio Committees and documents sent by other units.	Interpretation and Translation	Translation of selected Committee Minutes completed within 10 working days per set of minutes.	Turnaround time for Translation of selected Committee Minutes completed within 10 working days per set of minutes.	N/A	N/A	N/A	N/A	Translation of selected Committee Minutes completed within 10 working days per set of minutes.	Translation of selected Committee Minutes completed within 10 working days per set of minutes.	3	N/A	N/A	N/A	Translated Minutes	Translation of selected Committee Minutes completed within 10 working days per set of minutes.	Translation of selected Committee Minutes completed within 10 working days per set of minutes.	3	N/A	N/A	N/A	Translated Minutes
									N/A	N/A	N/A		N/A	N/A	N/A	N/A	N/A	N/A	N/A	N/A	N/A	N/A	N/A	N/A	N/A	N/A

IDP REFERENCE	NATIONAL KEY PERFORMANCE INDICATOR	PROGRAMME	PROJECT	WARD	BASELINE / STATUS QUO	MEASURABLE OBJECTIVE	ANNUAL TARGET / OUTPUT	PERFORMANCE MEASURE	ANNUAL BUDGET INFORMATION				PERFORMANCE REPORTING - QUARTER 4 - MONTH ENDING JUNE 2014							PERFORMANCE REPORTING - ANNUAL PROGRESS 2013/2014 FINANCIAL YEAR						
									OPEX	CAPEX	REVENUE	FUNDING SOURCE	QUARTER 4 - MONTH ENDING JUNE 2014							ANNUAL PROGRESS 2013/2014 FINANCIAL YEAR						
									VOTE	VOTE	VOTE		QUARTER 4 TARGET	QUARTERLY PROGRESS-JUNE 2014 ACTUAL	ACTUAL (1, 2, 3, 4, 5, Not Applicable)	REASON FOR DEVIATION	CORRECTIVE MEASURE	TIME-FRAME TO IMPLEMENT CORRECTIVE MEASURES	SOURCE DOCUMENT	ANNUAL TARGET	ANNUAL TARGET PROGRESS	ACTUAL (1, 2, 3, 4, 5, Not Applicable)	REASON FOR DEVIATION	CORRECTIVE MEASURE	TIME-FRAME TO IMPLEMENT CORRECTIVE MEASURES	SOURCE DOCUMENT
SG 09	GOOD GOVERNANCE & PUBLIC PARTICIPATION	Quality Manage: Secretariate Services	Translations	All	Translation services currently provided for Council and Portfolio Committees and documents sent by other units.	Interpretation and Translation	Provision of interpretation as required or requested at selected Council, Portfolio Committee meetings, hearings and ad-hoc meetings.	Provision of interpretation completed as per request or required at selected Council, Portfolio Committee meetings, hearings and ad-hoc meetings.	N/A	N/A	N/A	N/A	Provision of interpretation as required or requested at selected Council, Portfolio Committee meetings, hearings and ad-hoc meetings.	Provision of interpretation as required or requested at selected Council, Portfolio Committee meetings, hearings and ad-hoc meetings.	3	N/A	N/A	N/A	Equipment Register	Provision of interpretation as required or requested at selected Council, Portfolio Committee meetings, hearings and ad-hoc meetings.	Provision of interpretation as required or requested at selected Council, Portfolio Committee meetings, hearings and ad-hoc meetings.	3	N/A	N/A	N/A	Equipment Register
									N/A	N/A	N/A		N/A	N/A	N/A	N/A	N/A	N/A	N/A	N/A	N/A	N/A	N/A	N/A	N/A	N/A
SG 10	GOOD GOVERNANCE & PUBLIC PARTICIPATION	Quality Manage: Secretariate Services	Meeting Calenders	All	Annual, monthly and weekly calendars of meetings specifying : venues, dates, times and responsible Committee Officers.	Meetings of Council and its committees are publicised	Meetings of Council and its committees Annual calendar publicised by 31st of January 2014	Date Annual Calendar of Meetings publicised	N/A	N/A	N/A	N/A	N/A	N/A	Not Applicable	N/A	N/A	N/A	N/A	Meetings of Council and its committees Annual calendar publicised by 31st of January 2014	Meetings of Council and its committees Annual calendar publicised by 31st of January 2014	3	N/A	N/A	N/A	Annual Calendar
							Meetings of Council and its committees Monthly calendar publicised by third week of each month	Date monthly Calendar of Meetings publicised	N/A	N/A	N/A	N/A	Meetings of Council and its committees Monthly calendar publicised by third week of each month	Meetings of Council and its committees Monthly calendar publicised by third week of each month	3	N/A	N/A	N/A	Monthly Calendar	Meetings of Council and its committees Monthly calendar publicised by third week of each month	Meetings of Council and its committees Monthly calendar publicised by third week of each month	3	N/A	N/A	N/A	Monthly Calendar
							Meetings of Council and its committees Weekly calendar publicised every Friday	Weekly calendar publiscised every Friday	N/A	N/A	N/A	N/A	Meetings of Council and its committees Weekly calendar publiscised every Friday	Meetings of Council and its committees Weekly calendar publiscised every Friday	3	N/A	N/A	N/A	Weekly Calendar	Meetings of Council and its committees Weekly calendar publiscised every Friday	Meetings of Council and its committees Weekly calendar publiscised every Friday	3	N/A	N/A	N/A	Weekly Calendar
									N/A	N/A	N/A	N/A	N/A	N/A	N/A	N/A	N/A	N/A	N/A	N/A	N/A	N/A	N/A	N/A	N/A	N/A
SG 11	GOOD GOVERNANCE & PUBLIC PARTICIPATION	Quality Manage: Printing Services	Printing	All	Turn-around time of not more than 24hrs maintained (Digital).	Providing efficient printing service to Council & Business units	Turn-around time of not more than 24 hours for the printing of Agendas for meetings of EXCO, Council and Portfolio Committees maintained	Turn-around for the printing of Agendas for meetings of EXCO, Council and Portfolio Committees	506 100 1350	N/A	N/A	N/A	Turn-around time of not more than 24 hours for the printing of Agendas for meetings of EXCO, Council and Portfolio Committees maintained	Turn-around time of not more than 24 hours for the printing of Agendas for meetings of EXCO, Council and Portfolio Committees maintained	3	N/A	N/A	N/A	Requisition Book	Turn-around time of not more than 24 hours for the printing of Agendas for meetings of EXCO, Council and Portfolio Committees maintained	Turn-around time of not more than 24 hours for the printing of Agendas for meetings of EXCO, Council and Portfolio Committees maintained	3	N/A	N/A	N/A	Requisition Book
									R 388 000	N/A	N/A		R97 000	N/A	N/A	N/A	N/A	N/A	N/A	N/A	N/A	N/A	N/A	N/A	N/A	N/A
SG 12	GOOD GOVERNANCE & PUBLIC PARTICIPATION	Quality Manage: Printing Services	Printing	All	Turn-around time of not more than 10 days maintained. (Lithographic)	Providing efficient printing service to Council & Business units	Maintain turn-around time of not more than 10 days for Lithographic printing requests from business units.	Turn-around time for Lithographic printing requests from business units..	506 135 1450	N/A	N/A	N/A	Maintain turn-around time of not more than 10 days for Lithographic printing requests from business units.	Maintain turn-around time of not more than 10 days for Lithographic printing requests from business units.	3	N/A	N/A	N/A	Record Book	Maintain turn-around time of not more than 10 days for Lithographic printing requests from business units.	Maintain turn-around time of not more than 10 days for Lithographic printing requests from business units.	3	N/A	N/A	N/A	Record Book
									R 435 000	N/A	N/A		R108 000	N/A	N/A	N/A	N/A	N/A	N/A	N/A	N/A	N/A	N/A	N/A	N/A	N/A
SG 15	GOOD GOVERNANCE & PUBLIC PARTICIPATION	Batho Pele	Service Charter	All	No approved service charter	Service Excellence	Submission of the draft batho pele service charter to SMC by 30th of September 2013	Date of submission to SMC	N/A	N/A	N/A	N/A	N/A	N/A	Not Applicable	N/A	N/A	N/A	N/A	Submission of the draft batho pele service charter to SMC by 30th of September 2013	The draft batho pele service charter to submitted to SMC 7 April 2014.	2	N/A	N/A	N/A	Service Charter
									N/A	N/A	N/A		N/A	N/A	N/A	N/A	N/A	N/A	N/A	N/A	N/A	N/A	N/A	N/A	N/A	N/A

IDP REFERENCE	NATIONAL KEY PERFORMANCE INDICATOR	PROGRAMME	PROJECT	WARD	BASELINE / STATUS QUO	MEASURABLE OBJECTIVE	ANNUAL TARGET / OUTPUT	PERFORMANCE MEASURE	ANNUAL BUDGET INFORMATION				PERFORMANCE REPORTING - QUARTER 4 - MONTH ENDING JUNE 2014							PERFORMANCE REPORTING - ANNUAL PROGRESS 2013/2014 FINANCIAL YEAR						
									OPEX	CAPEX	REVENUE	FUNDING SOURCE	QUARTER 4 - MONTH ENDING JUNE 2014							ANNUAL PROGRESS 2013/2014 FINANCIAL YEAR						
									VOTE	VOTE	VOTE		QUARTER 4 TARGET	QUARTERLY PROGRESS JUNE 2014 ACTUAL	ACTUAL (1, 2, 3, 4, 5, Not Applicable)	REASON FOR DEVIATION	CORRECTIVE MEASURE	TIME-FRAME TO IMPLEMENT CORRECTIVE MEASURES	SOURCE DOCUMENT	ANNUAL TARGET	ANNUAL TARGET PROGRESS	ACTUAL (1, 2, 3, 4, 5, Not Applicable)	REASON FOR DEVIATION	CORRECTIVE MEASURE	TIME-FRAME TO IMPLEMENT CORRECTIVE MEASURES	SOURCE DOCUMENT
SG 15	GOOD GOVERNANCE & PUBLIC PARTICIPATION	Batho Pele	Service Charter	All	No approved service charter	Service Excellence	Launch of the service charter by the 31st of December 2013	Date of launch	R50 000. 00	N/A	N/A	N/A	N/A	N/A	Not Applicable	N/A	N/A	N/A	N/A	Launch of the service charter by the 31st of December 2013	Service Charter approved. Employees and councillors workshopped. Task team established to plan for launch	2	Delay in planned approval by council - 28 May 2014. Date of the Launch is yet to be determined but will be done in conjunction with the Anti-Corruption launch, presided over by his worship the Mayor	Fast Track Launch	Qtr 1 14/15	Service Charter
									501 100 1049	N/A	N/A		N/A	N/A	N/A	N/A	N/A	N/A	N/A	N/A	N/A	N/A	N/A	N/A	N/A	N/A
SG 15	GOOD GOVERNANCE & PUBLIC PARTICIPATION	Batho Pele	Service Charter	All	No approved service charter	Service Excellence	Implementation of approved Batho Pele annual programme	Implementation of approved Batho Pele annual programme	N/A	N/A	N/A	N/A	Implementation of the approved batho pele annual programme and submission of report to OMC on a monthly basis	Target Met	3	N/A	N/A	N/A	Batho Pele Annual Programmee	Implementation of approved Batho Pele annual programme	Target Met	3	N/A	N/A	N/A	Batho Pele Annual Programmee
									N/A	N/A	N/A		N/A	N/A	N/A	N/A	N/A	N/A	N/A	N/A	N/A	N/A	N/A	N/A	N/A	N/A
HRM 02	GOOD GOVERNANCE & PUBLIC PARTICIPATION	Promotion of Shared Values	Internal charter	N/A	Nil	Introduction of a shared value system	Submission of Internal Staff Service Charter to SMC by 31 December 2013	Date Submitted to SMC	N/A	N/A	N/A	N/A	N/A	N/A	Not Applicable	N/A	N/A	N/A	N/A	Submission of Internal Staff Service Charter to SMC by 31 December 2013	SMC approved Corporate Services Charter 16 June 2014	2	N/A	N/A	N/A	Corporate Services Charter
									N/A	N/A	N/A		N/A	N/A	N/A	N/A	N/A	N/A	N/A	N/A	N/A	N/A	N/A	N/A	N/A	N/A

HUMAN RESOURCE MANAGEMENT UNIT OVERVIEW

OPERATIONAL PLAN (OP) 2013/2014 4TH QUARTER (QUARTER ENDING JUNE 2014) & ANNUAL PROGRESS REPORT

	TOTAL PROJECTS	KEY
	1 NIL ACHIEVED	
	2 TARGET PARTIALLY MET	
	3 TARGET MET	
	4 TARGET EXCEEDED	
	5 TARGET EXCEEDED BY 100 %	
	NOT APPLICABLE	

1 HUMAN RESOURCE MANAGEMENT UNIT OVERVIEW

1.1 TOTAL PROJECTS: 21
- **1.1.1 OPERATING PROJECTS 21**
- **1.1.2 CAPITAL PROJECTS 0**

1.2 GRAPHICAL REPRESENTATION OF PERFORMANCE: OPERATING PROJECTS

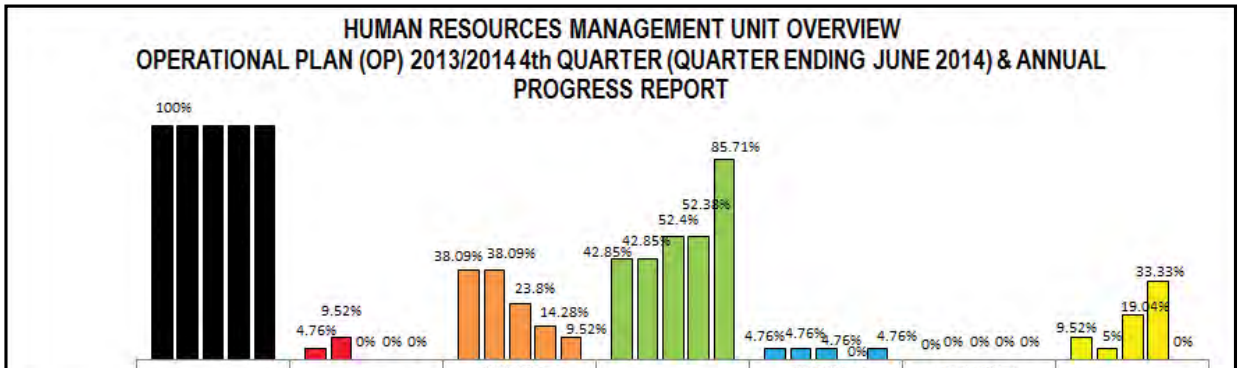

	TOTAL PROJECTS	1 NIL ACHIEVED	2 TARGET PARTIALLY MET	3 TARGET MET	4 TARGET EXCEEDED	5 TARGET EXCEEDED BY 100 %	NOT APPLICABLE
QUARTER 1	100%	4.76%	38.09%	42.85%	4.76%	0%	9.52%
QUARTER 2	100%	9.52%	38.09%	42.85%	4.76%	0%	5%
QUARTER 3	100%	0%	23.8%	52.4%	4.76%	0%	19.04%
QUARTER 4	100%	0%	14.28%	52.38%	0%	0%	33.33%
ANNUAL	100%	0%	9.52%	85.71%	4.76%	0%	0%

CITY OF CHOICE
PIETERMARITZBURG
MSUNDUZI

OPERATIONAL PLAN FOR THE 2013/2014 FINANCIAL YEAR

BUSINESS UNIT: CORPORATE SERVICES

SUB UNIT: HUMAN RESOURCES MANAGEMENT

									ANNUAL BUDGET INFORMATION				PERFORMANCE REPORTING - QUARTER 4 - MONTH ENDING JUNE 2014							PERFORMANCE REPORTING - ANNUAL PROGRESS 2013/2014 FINANCIAL YEAR						
									OPEX	CAPEX	REVENUE		QUARTER 4 - MONTH ENDING JUNE 2014							ANNUAL PROGRESS 2013/2014 FINANCIAL YEAR						
IDP REFERENCE	NATIONAL KEY PERFORMANCE INDICATOR	PROGRAMME	PROJECT	WARD	BASELINE / STATUS QUO	MEASURABLE OBJECTIVE	ANNUAL TARGET / OUTPUT	PERFORMANCE MEASURE	VOTE	VOTE	VOTE	FUNDING SOURCE	QUARTER 4 TARGET	QUARTERLY PROGRESS-JUNE 2014 ACTUAL	ACTUAL (1, 2, 3, 4, 5, Not Applicable)	REASON FOR DEVIATION	CORRECTIVE MEASURE	TIME-FRAME TO IMPLEMENT CORRECTIVE MEASURES	SOURCE DOCUMENT	ANNUAL TARGET	ANNUAL TARGET PROGRESS	ACTUAL (1, 2, 3, 4, 5, Not Applicable)	REASON FOR DEVIATION	CORRECTIVE MEASURE	TIME-FRAME TO IMPLEMENT CORRECTIVE MEASURES	SOURCE DOCUMENT
HRD 01	GOOD GOVERNANCE & PUBLIC PARTICIPATION	Organisational Development	Change management	N/A	Growing disconnect between employees and Management	Create a positive organisational climate	2 x organizational development / change management interventions conducted annually within the organization	Number of organizational development / change management interventions conducted	150 000	N/A	N/A	N/A	N/A	N/A	NOT APPLICABLE	N/A	N/A	N/A	N/A	2 x organizational development / change management interventions conducted annually within the organization	"2 change Intervention undertaken: MM Roadshow. Concerted publicity and information sharing to all Municipal Stakeholders and Staff about Allocation/ Migration. The pamphlet has been completed and has been translated. Report has been submitted to DMM en route to SMC on 22 July 2014. "	3	N/A	N/A	N/A	"MM Roadshow Poster ""Lets talk change"" document."
									530/ 130/ 1612	N/A	N/A		N/A	N/A	N/A	N/A	N/A	N/A	N/A	N/A	N/A	N/A	N/A	N/A	N/A	N/A
HRD 02	GOOD GOVERNANCE & PUBLIC PARTICIPATION	Skills planning	Work-Place Skills Plan	N/A	60 % implementation of WSP in 12/13	Establish a credible mechanism for skills planning	Implementation of the workplace skill plan as approved by Council for the 13/ 14 Financial Year	Complete Implementation of WSP as per approved plan	R4 850 000.00	N/A	N/A	Council	Implementation of approved WSP for the 13/14 Financial Year	Implementation of approved WSP for the 13/ 14 Financial Year	3	N/A	N/A	N/A	Appointment Letters, Invoices and Attendnace Registers	Implementation of the workplace skill plan as approved by Council for the 13/ 14 Financial Year	Implementation of the workplace skill plan as approved by Council for the 13/14 Financial Year	3	N/A	N/A	N/A	Appointment Letters, Invoices and Attendnace Registers
									"530/ 130/ 1415 530/ 130/ 1581 "	N/A	N/A		1455000	N/A	N/A	N/A	N/A	N/A	N/A	N/A	N/A	N/A	N/A	N/A	N/A	N/A
HRD 03	GOOD GOVERNANCE & PUBLIC PARTICIPATION	Skills planning	Skills Audit	N/A	Outdated skills audit, Cogta 2008	Establish a credible mechanism for skills planning	Skills audit of all employees conducted and and report submitted to SMC by the 30th of June 2014	Skills Audit conducted and report submitted	R650 000.00	N/A	N/A	Council	Skills audit of all employees conducted and and report submitted to SMC by the 30th of June 2014	Competencies received from Cogta	2	Delay in receiving Competency Profiles	Appoint Consultant to assess Competency of employees based on JD's		Emails to COGTA and Report	Skills audit of all employees conducted and and report submitted to SMC by the 30th of June 2014	Competencies received from Cogta	2	Delay in receiving Competency Profiles	Appoint Consultant to assess Competency of employees based on JD's		Emails to COGTA and Report
									530/ 130/ 1581	N/A	N/A		260000	N/A	N/A	N/A	N/A	N/A	N/A	N/A	N/A	N/A	N/A	N/A	N/A	N/A
HRD 04	GOOD GOVERNANCE & PUBLIC PARTICIPATION	Occupationally - directed learning	Study Assistance	N/A	32 Employees Awarded Study Assistance in 2012/2013	Increased occupationally - directed learning opportunities in the workplace	Study assistance programme for employees developed and implemented as per approved implementation plan.	Study Assistance Programme developed and implemented	R650 000.00	N/A	N/A	Council	N/A	N/A	NOT APPLICABLE	N/A	N/A	N/A	N/A	Study assistance programme for employees developed and implemented as per approved implementation plan.	Study assistance programme for employees developed and implemented as per approved implementation plan.	3	N/A	N/A	N/A	Study Assistance Report tro SMC
									530/ 130/ 1050	N/A	N/A		200000	N/A	N/A	N/A	N/A	N/A	N/A	N/A	N/A	N/A	N/A	N/A	N/A	N/A

IDP REFERENCE	NATIONAL KEY PERFORMANCE INDICATOR	PROGRAMME	PROJECT	WARD	BASELINE / STATUS QUO	MEASURABLE OBJECTIVE	ANNUAL TARGET / OUTPUT	PERFORMANCE MEASURE	ANNUAL BUDGET INFORMATION				PERFORMANCE REPORTING - QUARTER 4 - MONTH ENDING JUNE 2014							PERFORMANCE REPORTING - ANNUAL PROGRESS 2013/2014 FINANCIAL YEAR						
									OPEX	CAPEX	REVENUE		QUARTER 4 - MONTH ENDING JUNE 2014							ANNUAL PROGRESS 2013/2014 FINANCIAL YEAR						
									VOTE	VOTE	VOTE	FUNDING SOURCE	QUARTER 4 TARGET	QUARTERLY PROGRESS-JUNE 2014 ACTUAL	ACTUAL (1, 2, 3, 4, 5, Not Applicable)	REASON FOR DEVIATION	CORRECTIVE MEASURE	TIME-FRAME TO IMPLEMENT CORRECTIVE MEASURES	SOURCE DOCUMENT	ANNUAL TARGET	ANNUAL TARGET PROGRESS	ACTUAL (1, 2, 3, 4, 5, Not Applicable)	REASON FOR DEVIATION	CORRECTIVE MEASURE	TIME-FRAME TO IMPLEMENT CORRECTIVE MEASURES	SOURCE DOCUMENT
HRD 05	GOOD GOVERNANCE & PUBLIC PARTICIPATION	Occupationally - directed learning	Community Based Learnerships	All	3 Learnerships awarded in 2008/2009	Increased occupationally - directed learning opportunities in the workplace	2 Community Learnership programmes developed and implemented as per approved implementation plan	2 Learnership programmes developed and implemented for community members	R 780 000.00	N/A	N/A	Council	Implementation of learnerships as per approved implementation plan	2 Learnership programmes developed and implemented for community members	3	N/A	N/A	N/A	Appointment Letters	2 Community Learnership programmes developed and implemented as per approved implementation plan	2 Community Learnership programmes developed and implemented as per approved implementation plan	3	N/A	N/A	N/A	Appointment Letters
									530/ 130/ 1422	N/A	N/A		390000		N/A	N/A	N/A	N/A	N/A	N/A	N/A	N/A	N/A	N/A	N/A	N/A
HRD 06	GOOD GOVERNANCE & PUBLIC PARTICIPATION	Occupationally - directed learning	Section 28 Learnerships	N/A	2 Learnerships awarded in 2012/2013	Increased occupationally - directed learning opportunities in the workplace	1 Learnership programme for employees developed and implemented as per approved implementation plan.	1 Learnership programme for employees developed and implemented	R 220 000.00	N/A	N/A	Council	Implementation of learnerships as per approved implementation plan	Implementation of learnerships as per approved implementation plan	3	N/A	N/A	N/A	Appointment Letters	1 Learnership programme for employees developed and implemented as per approved implementation plan.	1 Learnership programme for employees developed and implemented as per approved implementation plan.	3	N/A	N/A	N/A	Appointment Letters
									530/ 130/ 1422	N/A	N/A		110000		N/A	N/A	N/A	N/A	N/A	N/A	N/A	N/A	N/A	N/A	N/A	N/A
HRD 07	GOOD GOVERNANCE & PUBLIC PARTICIPATION	Occupationally - directed learning	Apprenticeships	All	10 Employees trained and assessed in Section 28 Trades	Increased occupationally - directed learning opportunities in the workplace	2 Apprenticeships/ Section 28 programmes established and implemented as per approved implementation plan by the 30th of June	Number of Apprenticeships/ Section 28 programmes established and implemented	R300 000. 00	N/A	N/A	Council	Set up dates with Department of Labour for Section 28 Trade Tests.	Set up dates with Department of Labour for Section 28 Trade Tests.	3	N/A	N/A	N/A	Appointment Letters	2 Apprenticeships/ Section 28 programmes established and implemented as per approved implementation plan by the 30th of June	2 Apprenticeships/ Section 28 programmes established and implemented as per approved implementation plan by the 30th of June	3	N/A	N/A	N/A	Appointment Letters
									530/ 130/ 1404	N/A	N/A		180000		N/A	N/A	N/A	N/A	N/A	N/A	N/A	N/A	N/A	N/A	N/A	N/A
HRD 08	GOOD GOVERNANCE & PUBLIC PARTICIPATION	Occupationally - directed learning	Internships	All	36 Interns awarded internships in 2012/2013	Increased occupationally - directed learning opportunities in the workplace	Internship Programme implemented as per approved implementation plan.	Internship Programme implemented as per approved implementation plan.	R1 200 000. 00	N/A	N/A	Council	Monitor Interns and programme Implementation by meeting with Mentors and Interns.	Monitor Interns and programme Implementation by meeting with Mentors and Interns.	3	N/A	N/A	N/A	Internship Report to SMC	Internship Programme implemented as per approved implementation plan.	Internship Programme implemented as per approved implementation plan.	3	N/A	N/A	N/A	Internship Report to SMC
									530/ 130/ 1413	N/A	N/A		400000	N/A	N/A	N/A	N/A	N/A	N/A	N/A	N/A	N/A	N/A	N/A	N/A	N/A
HRD 09	GOOD GOVERNANCE & PUBLIC PARTICIPATION	Employability Skills	Skills Training	All	4 Community Skills Programmes	Improve employability of the youth and community	Provision of 5 Community Skills Programmes (1 per Zone)	NUmber of 5 Community Skills Programmes (1 per Zone)	R550 000. 00	N/A	N/A	Council	Implement Training Programme for Communities as per approved implementation plan	Implement Training Programme for Communities as per approved implementation plan	3	N/A	N/A	N/A	Appointment Letters and Registers	Provision of 5 Community Skills Programmes (1 per Zone)	Provision of 5 Community Skills Programmes (1 per Zone)	3	N/A	N/A	N/A	Appointment Letters and Registers
									530/ 130/ 1420	N/A	N/A		220000	N/A	N/A	N/A	N/A	N/A	N/A	N/A	N/A	N/A	N/A	N/A	N/A	N/A
HRD 10	GOOD GOVERNANCE & PUBLIC PARTICIPATION	Employability Skills	External Bursary	All	4 External Bursaries Awarded	Improve employability of the youth and community	External Bursary Programme implemented	Implementation of external bursary progarmme as per approved implementation plan.	R650 000. 00	N/A	N/A	Council	Monitoring of Performance and Payment of Fees	Monitoring of Performance and Payment of Fees	3	N/A	N/A	N/A	External Bursary Reports to SMC	External Bursary Programme implemented	External Bursary Programme implemented	3	N/A	N/A	N/A	External Bursary Reports to SMC
									530/ 130/ 1055	N/A	N/A		200000	N/A	N/A	N/A	N/A	N/A	N/A	N/A	N/A	N/A	N/A	N/A	N/A	N/A
HRD 11	GOOD GOVERNANCE & PUBLIC PARTICIPATION	Skills Development of Political decision Makers	Councillor Training	All	45 Councillors Trained in the 2012/2013 Financial Year	Encourage skills enhancement within the political realm to promote democracy and decision making.	Skill plan for councillors developed and implemented	Develop and implement a skills plan for all Councillors	R750 000. 00	N/A	N/A	Council	Implementation of Training Programme for Councillors as per approved implementation plan	Implementation of Training Programme for Councillors as per approved implementation plan	3	N/A	N/A	N/A	Appointment Letters and Attendance Registers	Skill plan for councillors developed and implemented	Skill plan for councillors developed and implemented	3	N/A	N/A	N/A	Appointment Letters and Attendance Registers
									530/ 130/ 1421	N/A	N/A		450000	N/A	N/A	N/A	N/A	N/A	N/A	N/A	N/A	N/A	N/A	N/A	N/A	N/A

IDP REFERENCE	NATIONAL KEY PERFORMANCE INDICATOR	PROGRAMME	PROJECT	WARD	BASELINE / STATUS QUO	MEASURABLE OBJECTIVE	ANNUAL TARGET / OUTPUT	PERFORMANCE MEASURE	ANNUAL BUDGET INFORMATION				PERFORMANCE REPORTING - QUARTER 4 - MONTH ENDING JUNE 2014							PERFORMANCE REPORTING - ANNUAL PROGRESS 2013/2014 FINANCIAL YEAR						
									OPEX	CAPEX	REVENUE		QUARTER 4 - MONTH ENDING JUNE 2014							ANNUAL PROGRESS 2013/2014 FINANCIAL YEAR						
									VOTE	VOTE	VOTE	FUNDING SOURCE	QUARTER 4 TARGET	QUARTERLY PROGRESS-JUNE 2014 ACTUAL	ACTUAL (1, 2, 3, 4, 5, Not Applicable)	REASON FOR DEVIATION	CORRECTIVE MEASURE	TIME-FRAME TO IMPLEMENT CORRECTIVE MEASURES	SOURCE DOCUMENT	ANNUAL TARGET	ANNUAL TARGET PROGRESS	ACTUAL (1, 2, 3, 4, 5, Not Applicable)	REASON FOR DEVIATION	CORRECTIVE MEASURE	TIME-FRAME TO IMPLEMENT CORRECTIVE MEASURES	SOURCE DOCUMENT
HRM 01	GOOD GOVERNANCE & PUBLIC PARTICIPATION	Promotion of Shared Values	Customer Satisfaction Survey	N/A	Nil	Introduction of a shared value system	Customer satisfaction survey for internal customers conducted and report submitted to SMC by the 31st of March 2014	Date of completed Customer satisfaction survey and report	100 000	N/A	N/A	N/A	N/A	N/A	NOT APPLICABLE	N/A	N/A	N/A	N/A	Customer satisfaction survey for internal customers conducted and report submitted to SMC by the 31st of March 2014	Customer satisfaction survey for internal customers conducted and report submitted to SMC by the 31st of January 2014	3	N/A	N/A	N/A	Customer satisfaction survey
									530/ 130/ 1612	N/A	N/A		N/A	N/A	N/A	N/A	N/A	N/A	N/A	N/A	N/A	N/A	N/A	N/A	N/A	N/A
HRM 05	GOOD GOVERNANCE & PUBLIC PARTICIPATION	Restructuring	Allocation of Staff	N/A	Allocation Policy. Approved Structure	Restructuring of the Organisation	All staff correctly placed according to the Allocation Policy by the 30th of June 2014	All staff correctly placed according to the Allocation Policy by the 30th of June 2014	R327 030.25	N/A	N/A	Council	"Facilitate Allocation of Staff to new Structure as per approved implementation plan "	Structure approved March 2013. Job Descriptions written.	2	Protracted Job Writing/ Evaluation process	Outsourcing of Job Evaluation to Deloittes Deloitte is the sole provider of the service country wide.	Jan-15	Org Structure, Reports	All staff correctly placed according to the Allocation Policy by the 30th of June 2014	Structure approved March 2013. Job Descriptions written. The job evaluation training has taken place on 10-11 and 24-25 April 2014. The programme was installed in April 2014. A report went to SMC on 26/5/2014 with a request to deviate from a previous decision of grading in house. New proposal has been signed by Deloittes. Awaiting an action plan and time frames 1 August to 31 December 2014	2	Protracted Job Writing/ Evaluation process	Outsourcing of Job Evaluation to Deloittes Deloitte is the sole provider of the service country wide.	Jan-15	Org Structure, Reports
									525 100 1100	N/A	N/A		N/A	N/A	N/A	N/A	N/A	N/A	N/A	N/A	N/A	N/A	N/A	N/A	N/A	N/A
HRM 05	GOOD GOVERNANCE & PUBLIC PARTICIPATION	Personnel Management	Filling of critical vacant positions.	N/A	179 critical vacant posts advertised and in process of being filled	Filling of critical vacant positions.	Filling of 160 Critical Posts by 30 October 2013	Number of Critical Posts filled	800000	N/A	N/A	Council	N/A	N/A	NOT APPLICABLE	N/A	N/A	N/A	N/A	Filling of 160 Critical Posts by 30 October 2013	60 posts Advertised in Feb 14. All matrix have been finalized - All employment processes within HR complete. .	2	N/A	N/A	N/A	Adverts. Ssituational anaylsis
									525 100 1000				N/A	N/A	N/A	N/A	N/A	N/A	N/A	N/A	N/A	N/A	N/A	N/A	N/A	N/A
HRM 08	GOOD GOVERNANCE & PUBLIC PARTICIPATION	Strategic Human Resources Management	Recruitment Selection, and Retention Strategy	N/A	Draft Policy	To create processes of employment through corrective legislation and strategies	Recruitment Selection, and Retention Strategy developed and submitted to SMC for approval by the 30th of October 2013	Date of submission for approval of strategy to SMC	N/A	N/A	N/A	N/A	N/A	N/A	NOT APPLICABLE	N/A	N/A	N/A	N/A	Recruitment Selection, and Retention Strategy developed and submitted to SMC for approval by the 30th of October 2013	While two strategies were planned, the Recruitment & Selection Strategy is now incorporated as part of the HR Strategy. An HR Strategy workshop was held on the 18th June 2014 and the draft strategy is being reviewed and submitted to SMC. In Addition an employment policy has been developed.	3	N/A	N/A	N/A	Draft Strategy
									N/A	N/A	N/A		N/A	N/A	N/A	N/A	N/A	N/A	N/A	N/A	N/A	N/A	N/A	N/A	N/A	N/A

IDP REFERENCE	NATIONAL KEY PERFORMANCE INDICATOR	PROGRAMME	PROJECT	WARD	BASELINE / STATUS QUO	MEASURABLE OBJECTIVE	ANNUAL TARGET / OUTPUT	PERFORMANCE MEASURE	ANNUAL BUDGET INFORMATION				PERFORMANCE REPORTING - QUARTER 4 - MONTH ENDING JUNE 2014							PERFORMANCE REPORTING - ANNUAL PROGRESS 2013/2014 FINANCIAL YEAR						
									OPEX	CAPEX	REVENUE		QUARTER 4 - MONTH ENDING JUNE 2014							ANNUAL PROGRESS 2013/2014 FINANCIAL YEAR						
									VOTE	VOTE	VOTE	FUNDING SOURCE	QUARTER 4 TARGET	QUARTERLY PROGRESS-JUNE 2014 ACTUAL	ACTUAL (1, 2, 3, 4, 5, Not Applicable)	REASON FOR DEVIATION	CORRECTIVE MEASURE	TIME-FRAME TO IMPLEMENT CORRECTIVE MEASURES	SOURCE DOCUMENT	ANNUAL TARGET	ANNUAL TARGET PROGRESS	ACTUAL (1, 2, 3, 4, 5, Not Applicable)	REASON FOR DEVIATION	CORRECTIVE MEASURE	TIME-FRAME TO IMPLEMENT CORRECTIVE MEASURES	SOURCE DOCUMENT
HRM 09	GOOD GOVERNANCE & PUBLIC PARTICIPATION		HR Strategy	N/A	No Strategy	To create processes of employment through corrective legislation and strategies	HR Strategy developed and submitted to SMC for approval by the 30th of October 2013	Date of submission for approval of HR strategy to SMC	N/A	N/A	N/A	N/A	N/A	N/A	NOT APPLICABLE	N/A	N/A	N/A	N/A	HR Strategy developed and submitted to SMC for approval by the 30th of October 2013	While two strategies were planned, the Recruitment & Selection Strategy is now incorporated as part of the HR Strategy. An HR Strategy workshop was held on the 18th June 2014 and the draft strategy is being reviewed for onward submission to SMC. In Addition an employment policy has been developed.	3	N/A	N/A	N/A	Draft Strategy
									N/A	N/A	N/A		N/A	N/A	N/A	N/A	N/A	N/A	N/A	N/A	N/A	N/A	N/A	N/A	N/A	N/A
HRM 10	GOOD GOVERNANCE & PUBLIC PARTICIPATION		Employment Equity Plan	N/A	Outdated employment equity plan	To create processes of employment through corrective legislation and strategies	Council Wide Employment Equity Plan Developed and submitted to SMC for approval by the 1st of January 2014	Date of submission for approval of EEP to SMC	N/A	N/A	N/A	N/A	N/A	N/A	NOT APPLICABLE	N/A	N/A	N/A	N/A	Council Wide Employment Equity Plan Developed and submitted to SMC for approval by the 1st of January 2014	Amendments to Employment Equity Legislation require that local demographics be used to develop plan. Report submitted to SMC.	3	N/A	N/A	N/A	Draft Plan
									N/A	N/A	N/A		N/A	N/A	N/A	N/A	N/A	N/A	N/A	N/A	N/A	N/A	N/A	N/A	N/A	N/A
OHS 01	GOOD GOVERNANCE & PUBLIC PARTICIPATION	Employee Wellness	Health Awareness	All	Nil	Healthy and Productive employees	2 x Occupational and Health awareness events conducted by the 31st of December 2013 and the 30th of June 2014 respectively	Number and date of Occupational and Health awareness events conducted	200 000	N/A	N/A	N/A	1 Occupational and Health awareness event conducted	Welness Event held on 5th June 2014	3	N/A	N/A	N/A	Outcomes report	2 x Occupational and Health awareness events conducted by the 31st of December 2013 and the 30th of June 2014 respectively	2 x Occupational and Health awareness events conducted by the 31st of December 2013 and the 30th of June 2014 respectively	3	N/A	N/A	N/A	Outcomes report
									346 100 1670	N/A	N/A		N/A	N/A	N/A	N/A	N/A	N/A	N/A	N/A	N/A	N/A	N/A	N/A	N/A	N/A
OHS 02	GOOD GOVERNANCE & PUBLIC PARTICIPATION		Employee Medicals	All	Number of periodical medicals conducted in 12/13	Be compliant with occupational Health and Safety Legislation	400 Periodical Medicals conducted per annum by the 30th of June 2014	Number of Periodical Medicals conducted	100 000	N/A	N/A	N/A	100 Medicals conducted by 30 June 2014	84 Medicals conducted by 30 June 2014	2	Target BU (Traffic) did not bring employees as requested.			Medical Statistics	400 Periodical Medicals conducted per annum by the 30th of June 2014	464 Periodical Medicals conducted per annum by the 30th of June 2014	4	N/A	N/A	N/A	Medical Statistics
									502 100 1340	N/A	N/A		N/A	N/A	N/A	N/A	N/A	N/A	N/A	N/A	N/A	N/A	N/A	N/A	N/A	N/A
OHS 03	GOOD GOVERNANCE & PUBLIC PARTICIPATION	Safety Management	Safety Awareness Challenge	All	More focus on Primary Health than Occupational Health & Safety	Be compliant with occupational Health and Safety Legislation	3 Organisation-wide Safety Challenges initiated and implemented by 30 June 2013	Number of Organisation-wide Safety Challenges implemented	34 150	N/A	N/A	N/A	1 Safety Challenge Implemented by 31 June 2014	Awards were made at Full council on 26 March 2014	3	N/A	N/A	N/A	Outcomes report	3 Organisation-wide Safety Challenges initiated and implemented by 30 June 2014	3 Organisation-wide Safety Challenges initiated and implemented by March 2014	3	N/A	N/A	N/A	Outcomes report
									346 100 1670	N/A	N/A		N/A	N/A	N/A	N/A	N/A	N/A	N/A	N/A	N/A	N/A	N/A	N/A	N/A	N/A
OHS 04	GOOD GOVERNANCE & PUBLIC PARTICIPATION		Safety Inspections	All	Reactive Investigation	Be compliant with occupational Health and Safety Legislation	180 Accident prevention inspections conducted by the 30th of June 2014	Number of Accident prevention Inspections conducted monthly	N/A	N/A	N/A	N/A	20 Accident prevention inspections conducted by 30 June 2014	20 Accident prevention inspections conducted by 30 June 2014	3	N/A	N/A	N/A	Inspection reports	180 Accident prevention inspections conducted by the 30th of June 2014	180 Accident prevention inspections conducted by the 30th of June 2014	3	N/A	N/A	N/A	Inspection reports
									N/A	N/A	N/A		N/A	N/A	N/A	N/A	N/A	N/A	N/A	N/A	N/A	N/A	N/A	N/A	N/A	N/A

CITY OF CHOICE

PIETERMARITZBURG
MSUNDUZI

City Hall
Chief Albert Luthuli Avenue
3201
Tel: 033 392 3000
Fax: 033 392 2397
Website: www.msunduzi.gov.za