CITY OF CHOICE

PIETERMARITZBURG
MSUNDUZI

ANNUAL REPORT 2014/15

Grand Organ

Metal Figurines

Airport

TABLE OF CONTENTS:

TITLE	PAGE
CHAPTER 1 – MAYOR'S FOREWORD AND EXECUTIVE SUMMARY	5
CHAPTER 2 – GOVERNANCE	19
COMPONENT A: POLITICAL AND ADMINISTRATIVE GOVERNANCE	19
COMPONENT B: INTERGOVERNMENTAL RELATIONS	29
COMPONENT C: PUBLIC ACCOUNTABILITY AND PARTICIPATION	31
COMPONENT D: CORPORATE GOVERNANCE	58
CHAPTER 3 – SERVICE DELIVERY PERFORMANCE	65
SECTION 1: FUNCTIONAL AREA SERVICE DELIVERY REPORTING PER BUSINESS UNIT	71
1. COMPONENT A: INFRASTRUCTURE SERVICES	71
1.1. WATER SERVICES	71
1.2. SANITATION SERVICES	77
1.3. ELECTRICITY	80
1.4. ROADS	85
1.5. TRANSPORTATION PLANNING	88
1.6. STORM WATER	90
1.7. FLEET MANAGEMENT	91
1.8. WASTE MANAGEMENT – LANDFILL SITE	93
2. COMPONENT B: ECONOMIC DEVELOPMENT	95
2.1. PLANNING	95
2.2. LOCAL ECONOMIC DEVELOPMENT	96
2.3. AIRPORT	98
2.4. BUILDING CONTROL & SIGNAGE	99
2.5. MARKET	101
2.6. HUMAN SETTLEMENTS	102
3. COMPONENT C: COMMUNITY SERVICES	106
3.1. WASTE MANAGEMENT	106
3.2. ART GALLERY	107
3.3. THEATRES & HALLS	109
3.4. CEMETERIES & CREMATORIA	109
3.5. ENVIRONMENTAL HEALTH	111
3.6. BIO-DIVERSITY & LANDSCAPE	113
3.7. TRAFFIC & PUBLIC SAFETY	114
3.8. FIRE	115
3.9 DISASTER MANAGEMENT	117
3.10. SPORT & RECREATION	118
3.11. LIBRARY	120
4. COMPONENT D: FINANCIAL SERVICES	122
4.1. INDIGENTS (FREE BASIC SERVICES)	122
4.2. FINANCIAL SERVICES	123
4.3. SUPPLY CHAIN MANAGEMENT	125
5. COMPONENT E: CORPORATE SERVICES	157
5.1. HUMAN RESOURCES SERVICES	157
5.2. INFORMATION & COMMUNICATION TECHNOLOGY SERVICES	158
5.3. LEGAL SERVICES	163
5.4. ORGANIZATIONAL DEVELOPMENT PERFORMANCE	165
6. COMPONENT F: CORPORATE BUSINESS UNIT	177
6.1. COUNCIL AND EXECUTIVE	177
6.2. INTERNAL AUDIT	179
7. COMPONENT G: FINANCIAL PERFORMANCE	182

SECTION 2: ANNUAL REPORT ON THE SERVICE DELIVERY & BUDGET IMPLEMENTATION PLAN 183

CHAPTER 4 – ANNUAL FINANCIAL STATEMENTS 187

CHAPTER 5 – SAFE CITY (MUNICIPAL ENTITY) 300

CHAPTER 6 – REPORT ON THE MUNICIPAL INFRASTRUCTURE GRANT (MIG), SEVEN LARGEST CAPITAL PROJECTS PER WARD, TOP FOUR SERVICE DELIVERY PRIORITIES PER WARD 2014/2015 FINANCIAL YEAR 323

CHAPTER 7 – REPORT OF THE AUDITOR GENERAL 2014/2015 337

CHAPTER 8 – RESPONSE TO THE REPORT OF THE AUDITOR GENERAL 339

CHAPTER 9 – REPORT OF THE AUDIT COMMITTEE & RECOMMENDATIONS OF THE AUDIT COMMITTEE 2014/2015 340

CHAPTER 10 – FINANCIAL DECLARATIONS OF COUNCILLORS AND MUNICIPAL STAFF 398

SDBIP 2014/2015 4th QUARTER & ANNUAL PROGRESS REPORT ANNEXURES 404

NOTES 533

TABLE OF ABBREVIATIONS

AG	Auditor General
AIDS	Acquired Immune deficiency syndrome
AIPF	Associated Institution Pension Fund
AMP	Ampere
AMPS	Measurement unit for electricity
APR	Annual Performance Report
BAC	Bid Adjudication Committee
BBBEE	Broad Based Black Economic Empowerment
CAMIS	Computerized Asset Management Information Systems
CAT	Category (internet cable)
C&P	Conservation & Protection
CBD	Central Business District
CCTV	Closed Circuit Television Camera
CD	Compact Disc
CD-ROMS	Compact Disc, Read Only Memory
CFO	Chief Financial Officer
CLLR	Councillor
CNL	Council
CoGTA	Cooperative Governance and Tradition Affairs
CS&SE	Community Service and Social Equity
CWP	Community Work Programme
DAEA	Department of Agriculture, Environmental Affairs
DAEARD	Department of Agriculture, Environmental Affairs and Rural Development
DBSA	Development Bank South Africa
DEVCONT	Developer Contribution
DIFR	Disability Injury Frequency Rate
DISR	Disability Injury Severity Rate
DM	Disaster Management
DMAPC	Disaster Management Planning Advisory Committee
DMM	Deputy Municipal Manager
DORA	Division of Revenue Rates Act
DPLG	Department of Provincial and Local Government
DVD	Digital Video Disc
DWAF	Department of Water Affairs and Forestry
EAP	Employee Assistance Programme
ED&G	Economic Development and Growth
EDTEA	Department of Economic Development, Tourism and Environmental Affairs
EEDBS	Extended Enhanced Discount Benefit Scheme
EIA	Environmental Impact Assessment
EMP	Environmental Management Plan
EPWP	Expanded Public Works Programme
ERP	Enterprise Resource Planning
EXCO	Executive Committee
FOTAG	Friends of the Tatham Art Gallery
FMG	Finance Management Grant
FMS	Financial Management Systems
FY	Financial Year
GEDI	Greater Edendale Development Initiative
HDI	Historically Disadvantaged Individual
HIV	Human immune Virus
HIV	Human immune Virus
HNR	Housing Needs Register
HOD	Head Of Department
HR	Human Resources
HRD	Human Resources Development
HRM	Human Resource Management
IA	Implementing Agent
ICT	Information Communication Technology
IDP	Integrated Development Plan
IDP	Integrated Development Plan
IDT	Independent Development Trust
IMATU	Independent Municipal Allied Trade Union
INEP	Integrated National Electrification Programme
IPMS	Individual Performance Management System
IPP	Independent Power Producer
ISF	Infrastructure Services and Facilities
IT	Information Technology
IWA	International Water Association
JD	Job Description
JEU	Job Evaluation Unit
KMS	Kilometres
KPI	Key Performance Indicators
KWANALOGA	KwaZulu-Natal Local Governance Association
KZNDOT	KwaZulu-Natal Department of Transport
KZNDSR	KwaZulu-Natal Department of Sport and Recreation

KZNPA	KwaZulu-Natal Department of Public Works
LDV	Light Delivery Vehicle
LED	Local Economic Development
LGSETA	Local Government Sector Education and Training Authority
LLF	Local Labour Forum
LTFP	Long Term Financial Plan
MCB	Miniature Circuit Breaker
MCPF	Municipal Councillors Pension Fund
MEC	Member of Executive Committee
MEC	Member of Executive Council
MFMA	Municipal Finance Management Act
MIG	Municipal Infrastructure Grant
MM	Municipal Manager
MOA	Memorandum of Agreement
MOU	Memorandum of Understanding
MPAC	Municipal Public Accounts Committee
MPRA	Municipal Rates Act
MSIG	Municipal Systems Improvement Grant
MUFC	Maritzburg United Football Club
MUNIMEC	Municipalities and Member of Executive Council Meetings
MWIG	Municipal Water Infrastructure Grant
NDPG	Neighbourhood Development Partnership Grant
NEMWA	Nation Environmental Management: Waste Act
NERSA	National Electricity Regulator of South Africa
NHNR	National Housing Needs Register
NMT	Non-Motorized Transport
NPA	National Prosecuting Authority
NUMSA	National Union of Metalworkers of South Africa
NUSP	National Upgrading Support Programme
NQF	National Qualification Framework
NRW	Non-revenue Water
OP	Operational Plan
OPMS	Organizational Performance Management System
OSS	Operation Sukumi Sakhe
OMC	Operational Management Committee
R&T	Roads and Transportation
PA	Personal Assistant
PAC	Provincial Audit Committee
RAMP	Road Asset Management Plan
PDOHS	Provincial Department of Housing
PHC	Primary Health Care
PJEC	Provincial Job Evaluation Committee
PMB	Pietermaritzburg
PMS	Performance Management
PRV	Pressure Reducing Valves
PROV	Province
PTIG	Provincial Transport Infrastructure Grant
SACAA	South African Civil Aviation Authority
SALAPF	South African Local Authorities Pension Fund
SALGA	South African Local Government Association
SAMDI	South African Management Development Institute
SAMWU	South African Municipal Workers Union
SANS	South African National Standards
SAP	Systems, Application & Products
SAPS	South African Police Services
SBU	Strategic Business Unit
SCM	Supply Chain Management
SDBIP	Service Delivery and Budget Implementation Plan
SEDA	Small Enterprise Development Agency
SEDIS	Southern Eastern District Local Area Plan
SG&HR	Sound Governance and Human Resource
SITA	South African State Information Technology Agency
SMC	Strategic Management Committee
SMMES	Small Medium and Micro Enterprises
SOP	Standard Operating Procedure
STATSSA	Statistics South Africa
SW	Storm Water
SWD	Storm Water Drainage
UNISA	University of South Africa
VIP	Ventilated Improved Pit Latrine
VOC	Venue Operation Centre
WCT	Wildlands Conservation Trust
WSA	Water Services Act
WSDP	Water Services Development Plan
WSP	Workplace Skills Plan
WSP	Workplace Skill Plan
WWTP	Waste Water Treatment Plan
YTD	Year To Date

CHAPTER 1 – MAYOR'S FOREWORD AND EXECUTIVE SUMMARY

COMPONENT A: MAYOR'S FOREWORD

COUNCILLOR CHRIS NDLELA
CITY MAYOR

FOREWORD BY THE CITY MAYOR, COUNCILLOR CHRIS NDLELA. 2014/2015

The 2014/15 financial year was built on the solid foundation which was laid during the two previous financial years. The political and administrative arms of council continued to work together to ensure better synergy between the two arms of council. They were substantiated by the auditor general awarding the Municipality a clean audit for the 2014/15 financial year. This further demonstrates that indeed the Municipality is in a better position financially and administratively, than when the council initially took over. The Municipality can now account for the public funds that are instructed on it and has improved systems for performance management. As much as we pride ourselves in the clean audit that we have received, the Municipality also did very well with regards to service delivery on the ground. The Municipality continued with the implementation of a number of key projects like; the Pietermaritzburg Urban Renewal Programme (PURP), the upgrading of community halls, road construction and maintenance, the upgrading of the water infrastructure and the extension of waste collection services. The Integrated Rapid Public Transport Network designs have been completed, the City Development Strategy, Spatial Development Framework, housing sector plan and the water management plan were all adopted during the 2014/15 financial year. These plans will assist in ensuring that the Municipality capitalises on its strategic location along the N3 highway between Durban and Johannesburg. There is also a commitment to the citizens of the city that the Municipality will continue to create a city that is second to none. The plans are also a commitment to the attainment of the Municipal vision which is to develop a city where its entire citizenry can:

- Own a financially viable and well governed city.
- Live peacefully.
- Move about freely in a cost effective manner.
- Work and earn a living; reducing unemployment, poverty and inequality.
- Play to lead a healthy lifestyle thus increasing life expectancy.

As part of the City Development Strategy, the Msunduzi Municipality, in consultation with all relevant stakeholders, came up with 8 high level strategies that are for the city. These strategies will ensure that we all create the city we want to see in 2030. They are as follows:

- Building a capable and developmental Municipality
- Back to Basics: cleaning, repairing, enforcing and responding
- Improved Infrastructure Efficiency Planning, budgeting, spending, implementing, maintaining
- Financial sustainability
- Growing the regional economy
- Serving as a provincial capital
- Creating a learning city and a city of learning

As part of the preparations for the fourth generation Integrated Development Plan (IDP) which cater for the 2016/17 to 2020/21 financial years, the municipality has ensured that the objectives of the Municipality are aligned to all the relevant national, provincial and local strategies including the:

- Sustainable Development Goals;
- National Development Plan;
- National Infrastructure Plan;
- Government outcomes 1-12;
- Provincial Priorities (State of the Province Address); and
- Provincial Growth and Development Strategy (PGDS).
- District Growth and Development strategy

During the 2014/15 financial year, in order to provide progress on performance as well as to get input towards the 2015/16 budget and IDP, public participation meetings took place in November 2014 and again in March and April 2015. Stakeholders included, amongst others, Councillors, ward committee members, businesses, NGO and CBO sector, provincial sector departments and members of the community. These were very well attended, indicating the commitment our people have towards the development of the city. The 2014/15 financial year has again seen the Municipality move forward in terms of strengthening its strategies and also commencing with the implementation of some of the strategies. The Municipality has made significant progress in terms of service delivery and systems are in place to make 2015/16 a successful year.

THE HONOURABLE MAYOR
COUNCILLOR C. J. NDLELA

COMPONENT B: EXECUTIVE SUMMARY

1. OVERVIEW BY THE MUNICIPAL MANAGER: ANNUAL REPORT 2014/2015

MR MXOLISI NKOSI
MUNICIPAL MANAGER
OVERVIEW BY THE MUNICIPAL MANAGER:

Legislative Requirements for the Preparation of the Annual Report:

The preparation and publication of the Annual Report is a legislative requirement as per Section 46 of the Municipal Systems Act (MSA) 32 of 2000 and Section 121 of the Municipal Finance Management Act (MFMA) 56 of 2003.

Section 46 (1) of the MSA states that: A municipality must prepare for each financial year a performance report reflecting –

(a) The performance of the municipality and of each external service provider during the financial year;
(b) A comparison of the performances referred to in paragraph (a) with targets set for and performances in the previous financial year; and
(c) Measure taken to improve performance.

(2) An annual performance report must form part of the municipality's annual report in terms of Chapter 12 of the Municipal Finance Management Act (MFMA) 56 of 2003.

Section 121 of the MFMA states that:

(1) Every municipality and every municipal entity must for each financial year prepare an annual report in accordance with this chapter. The council of a municipality must, within nine months after the end of a financial year, deal with the annual report of the municipality and of any municipal entity under the municipality's sole or shared control in accordance with section 129.

(2) The purpose of an annual report is:

(a) To provide a record of the activities of the municipality or municipal entity during the financial year to which the report relates;
(b) To provide a report on performance against the budget of the municipality or municipal entity for that financial year; and
(c) To promote accountability to the local community for the decisions made throughout the year by the municipality or municipal entity.

Subsections (3) and (4) continue to prescribe the contents of the annual reports for both the municipality and municipal entities. During the oversight process, to which the draft Annual Report will be subjected, compliance with these legislative requirements will be analysed.

Legislative Mandate and Key Performance Areas:

The main accountabilities of the Accounting Officer and the mandate of the municipality are aligned to the five legislated Key Performance Areas which Include the following:

1. Basic Service Delivery and Infrastructure;
2. Local Economic Development;
3. Municipal Financial Viability and Management;
4. Good Governance and Public Participation; and
5. Municipal Transformation and Organisational Development.

The Municipality concluded and adopted the 2030 City Development Strategy which will incorporate the broad strategic framework that will be the road map in as far as attaining the vision and strategic objectives contained in the Vision 2030. The CDS is divided into 8 high level strategies which are strategically linked to the five (5) National Key Performance Areas.

Service Delivery Highlights:

Infrastructure Services:

- Installation of 10.4km of water pipelines and 113 new water connections in the area of Vulindlela
- Implemented the fifth year and fifth phase of the five-year non-revenue water reduction programme.
- Replacement of 2578 water meters as part of the Auditor-General remediation programme.
- 3.57 km of water pipes were installed in Ezinkhateni which now will fill a series of JoJo tanks instead of the water tank service.
- Masons Reservoir construction commenced and by the 30 June 2015 the reservoir was 58% of Masons completed and 67% of pipeline was completed.
- The City's bulk water purchase from Umgeni Water has increased from 184 ml /day in 2013/2014 to 193 ml/day in the 2014/2015.
- The multi-year waterborne sanitation projects for the Unit H and Azalea commenced, which over the next 3 years will connect approximately 1500 households. A total of 2.69 km of sewer pipe were installed in Unit H and 3.4 km of sewer piping was installed in Azalea.
- The Hilton and Sweetwaters areas were experiencing continuous outages due to the numerous faults on the existing 33kV overhead lines to Hilton. Work commenced on the upgrade of the 33kV overhead line and it was concluded.
- Upgrading of ageing electricity infrastructure to the value of R 65 148 000.
- Electrification of the Ezinketheni Settlement to the value of R 4 215 000.
- Electrification of the Nhlalakahle Informal settlement to the value of R9 616 000.
- Provision of weekly refuse collection to 120 000 households up from 84 600.
- A total of 19km of gravel roads were upgraded to tarred roads.
- 42km of gravel road has been maintained.
- The Municipality constructed 3.3 km of storm water channels in various roads in the Greater Edendale area and Vulindlela for the 2014/15 financial year.

Economic Development:

- Housing Sector Plan has been reviewed and adopted.
- There are currently 9 housing projects that are in various phases of the implementation stage. These projects are expected to deliver a combined yield of 27 457 units in different financial years which is inclusive of Operation Sukuma Sakhe (OSS) intervention. During the 2014/15 financial year the municipality was able to deliver 3 206 units to low income qualifying beneficiaries of the Msunduzi Municipality.
- The municipality piloted the One Ward One Co-op project for waste and environmental management, a total of 14 co-operatives were established with 70 direct jobs.
- The municipal market has made a remarkable performance, the turnover increased by 9% in the financial year 2014/15 and we have moved from position 8 to 4 out of 18 national markets listing. This can be attributed to the tight financial control system and the market upgrade.
- During 2014/2015 financial year, the Town Planning department will be reviewing the Spatial Development Framework, preparing Local Area Plans for Vulindlela, CBD and SEDIS.

Community and Social Services:

- The refuse collection services were extended by another 35000 householders to now total approximately 120000. This is done via 15 contracted ward based co-operatives in 14 wards.
- The main priorities were the purchase of 240 litre bins, and 1.75m^3 steel industrial bins. Work was initiated on the proposed Kwa Pata garden refuse/recycling site and the business unit has taken steps to integrate waste management with recycling, pre-treatment of green refuse, conversion of waste to energy.
- 17 halls have been upgraded and renovated. Priority was given to halls in Vulindlela areas.
- Disaster Management plan was approved in March 2015 by the full council.
- Funding approved by the Department of Environmental Affairs for the revitalization of Alexandra Park.
- Development and adoption of the Disaster Management Plan.
- Approved business plan for the maintenance of 65 sports facilities
- Approved Msunduzi sports and recreation plan.
- Developed plan for the sustainability of the Harry Gwala Stadium

Corporate Services, Finance and Administration:

- A total of 154 Council Committee meetings took place. 34 of these meetings were those of the Executive Committee who meet on a weekly basis. 14 of these include the meetings of the Full Council which take place once a month on the last Wednesday of every month.
- Both the Annual Report and the Oversight Report were developed and attended to as per the applicable legislative requirements.
- The municipality continues to meet its turn-around time of the finalization of the minutes of all portfolio committee meetings within 7 working days after the meetings are held.
- All policies relevant to the approval of the annual budget were reviewed and approved together with the approved budget. This includes, inter alia, the reviewed indigent and rates policy.
- Indigent policy refers to: people who are lacking the necessities of life such as sufficient water, basic sanitation, refuse removal, environmental health, basic energy, health care, housing, food and clothing. Spent on electricity for 2014/2015 was R1 776 902, spent on water 2014/2015 R2 169 230, spent on sewerage for 2014/2015 R4 844 477, spent on refuse 2014/2015 R1 857 346 expenditure and grants received in 2014/2015.
- The HR Strategy was approved on the 18 July 2014.
- Award of 11 external bursaries, 3 learnership programmes and 70 interns.
- A total of 12 bylaws were reviewed and gazetted.
- Annual procurement plan was developed and the management received quarterly reports on the implementation of the approved procurement plan.

Measures to Improve Performance:

The approved Service Delivery and Budget Implementation (SDBIP) and Operational Plan (OP) included a total of 180 projects. This includes 97 operating projects and 83 capital projects. On both the operating and capital projects, the Municipality achieved at least 60% of the targets that were set at the beginning of the financial year. The report on both the SDBIP and OP (attached as Annexure '1' and '2') includes corrective measures as well as the timeframe/s for each individual Key Performance Indicator/ project. However, at a strategic level, in order to improve performance for the 2015/ 2016 financial year, the following measures have been put in place:

- Complete the acquisition and implementation of the financial management system.
- Roll-out of the smart-metering system.
- Weekly monitoring of capital expenditure, both Council and grant-funded capital projects.
- Investment of R200 million in ageing electricity infrastructure.
- Accelerated implementation of the non-revenue water loss programme.
- Continued use of 20 Expanded Public Works Programme (EPWP) workers per ward to improve the cleanliness of the City.
- Embarking on an aggressive debt collection programme.
- Implementation of the City Development Strategy (CDS).

Without a doubt, the municipality continues to make progress towards achieving its mandate of providing developmental service delivery to its citizens. Building on the clean audit that the municipality has received from the auditor general, we will ensure that we continue to build a capable and developmental city that will be able to implement the City Development Strategy moving us closer to achieving our vision and strategic objectives as set out in the Municipality's City Development Strategy.

_____

M.A. NKOSI
MUNICIPAL MANAGER

2. MUNICIPAL FUNCTIONS, POPULATION AND ENVIRONMENTAL OVERVIEW

INTRODUCTION TO BACKGROUND DATA

Msunduzi Municipality provides Water, Sanitation, Electricity, Refuse Removal, & Housing as part of the Basic Services. It also provides Roads, Stormwater & Drainage together with Local Economic Development and the approval of local building plans to local communities.

2.1. VISION STATEMENT

A safe, vibrant city in which to live, learn, raise a family, work, play and do business.

2.2. MISSION STATEMENT

To ensure that the Municipality functions effectively and in a sustainable manner in order to deliver services of excellence to the community.

2.3. LOCALITY

The Municipality affectionately known as Pietermaritzburg or the City of Choice is located along the N3 at a junction of an industrial corridor from Durban and Pietermaritzburg and an agro-industrial corridor stretching from Pietermaritzburg to Escourt. Regionally is identified at the cross section of the N3 corridor and Greytown Road corridor to the north, a tourist route to the Drakensberg and Kokstad Road to the South.

2.4. THE POPULATION OF MSUNDUZI

TABLE 1:

	Total Population	Share of KZN population	Share of uMgungundlovu DM	Population growth rate	Population density
KZN	10 508 110	100.0%		0.8%	112.53
uMgungundlovu	1 048 876	10.0%	100.0%	0.9%	108.63
uMshwathi	106 667	1.0%	10.2%	0.1%	58.60
uMngeni	98 803	0.9%	9.4%	1.7%	62.99
Mpofana	38 684	0.4%	3.7%	0.5%	21.23
Impendle	33 285	0.3%	3.2%	-0.6%	20.04
Msunduzi	639 653	6.1%	61.0%	1.0%	1 007.94
Mkihambathini	64 571	0.6%	6.2%	0.9%	71.05
Richmond	67 212	0.6%	6.4%	0.6%	54.19

Source: Global Insight, 2015

POPULATION BY GENDER:

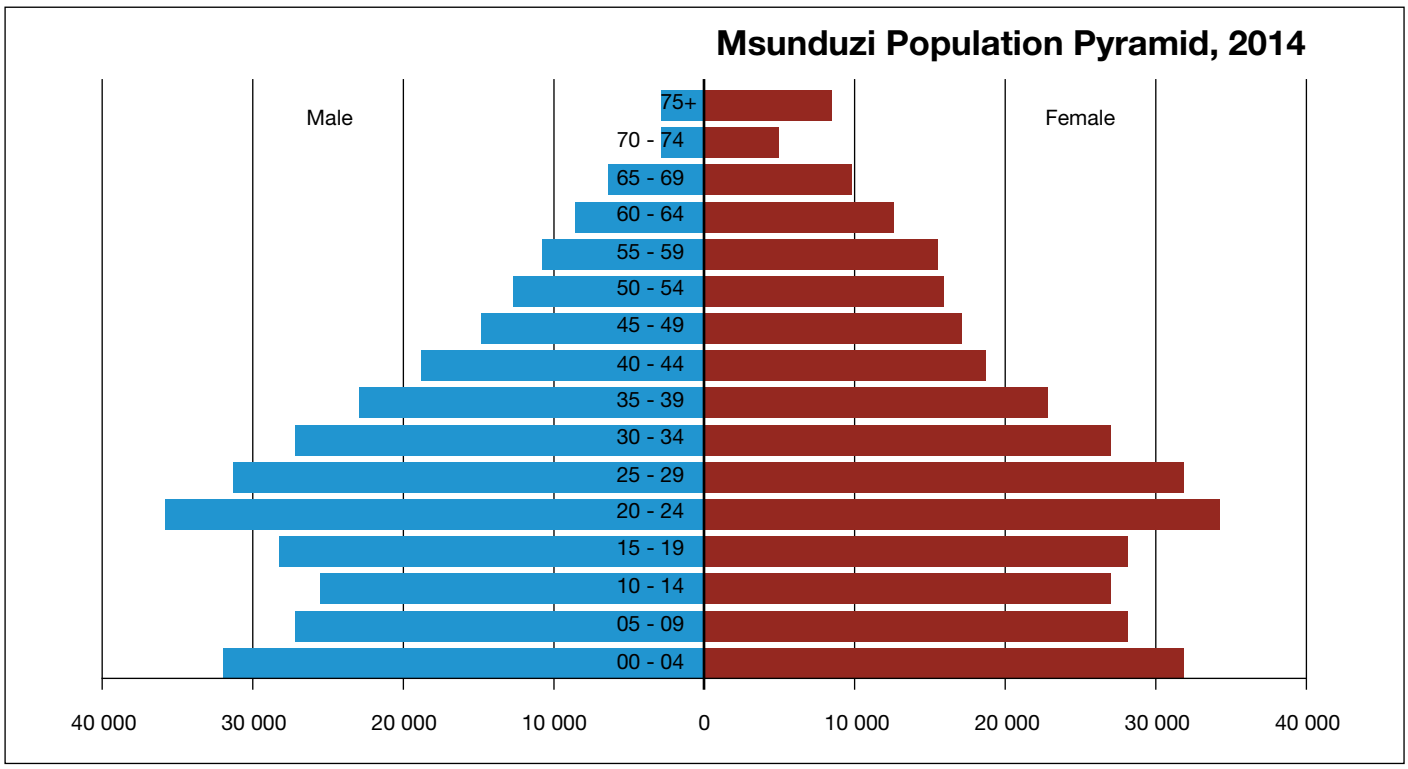

Source: IHS Global Insight Regional eXplorer version 832

2.5. HOUSEHOLDS, HOUSEHOLD SERVICES AND BACKGROUND DATA

TABLE 2: TOTAL NUMBER OF HOUSEHOLDS	
CENSUS REPORT 2011	163,993

TABLE 3: PERCENTAGE (%) ACCESS TO WATER	
DESCRIPTION	PERCENTAGE (%)
Piped (tap) water inside dwelling / institution	47.9%
Piped (tap) water inside yard	38.6%
Piped (tap) water on community stand: distance between 200m and 500m from dwelling / institution	1.9%
Piped (tap) water on community stand: distance less than 200m from dwelling / institution	5.7%
Piped (tap) water on community stand: distance between 500m and 1000m (1km) from dwelling / institution	1.4%
Piped (tap) water on community stand: distance greater than 1000m (1km) from dwelling / institution	0.3%
No access to piped (tap) water	3.9%
TOTAL	**100%**

TABLE 4: TOILET FACILITIES BY NUMBER									
Municipality	None	Flush toilet (connected to sewerage system)	Flush toilet (with septic tank)	Chemical toilet	Pit toilet with ventilation (VIP)	Pit toilet without ventilation	Bucket toilet	Other	Total
MSUNDUZI MUNICIPALITY	3,316	84,675	8,540	5,489	28,344	27,607	1,585	4,436	163,993

TABLE 5: TOILET FACILITIES BY PERCENTAGE (%)	
DESCRIPTION	PERCENTAGE (%)
FLUSH TOILET (CONNECTED TO SEWERAGE SYSTEM)	51.6%
FLUSH TOILET (WITH SEPTIC TANK)	5.2%
CHEMICAL TOILET	3.3%
PIT TOILET WITH VENTILATION (VIP)	17.3%
PIT TOILET WITHOUT VENTILATION	16.8%
BUCKET TOILET	1.0%
OTHER	2.7%
NONE	2.0%
TOTAL	**100%**

TABLE 6: ACCESS TO ELECTRICITY - ENERGY FOR LIGHTING BY TYPE PER HOUSEHOLD	
DESCRIPTION	NUMBER
ELECTRICITY	150,713
GAS	308
PARAFFIN	1,053
CANDLES	10,980
SOLAR	476
OTHER	0
NONE	463
TOTAL	**163,993**

TABLE 7: FUNCTIONAL LITERACY – HIGHEST EDUCATIONAL LEVEL	
EDUCATION LEVEL WITHIN MSUNDUZI MUNICIPALITY	NUMBER
GRADE 0	18,176
GRADE 1 / SUB A	15,787
GRADE 2 / SUB B	16,195
GRADE 3 / STD 1 / ABET 1KHA RI GUDE; SANLI	16,013
GRADE 4 / STD 2	18,906
GRADE 5 / STD 3 / ABET 2	19,670
GRADE 6 / STD 4	21,398

TABLE 7: FUNCTIONAL LITERACY – HIGHEST EDUCATIONAL LEVEL	
EDUCATION LEVEL WITHIN MSUNDUZI MUNICIPALITY	NUMBER
GRADE 7 / STD 5 / ABET 3	25,768
GRADE 8 / STD 6 / FORM 1	39,726
GRADE 9 / STD 7 / FORM 2 / ABET 4	32,868
GRADE 10 / STD 8 / FORM 3	48,944
GRADE 11 / STD 9 / FORM 4	52,836
GRADE 12 / STD 10 / FORM 5	139,246
NTC 1 / N1 / NIC / V LEVEL 2	1,055
NTC 2 / N2 / NIC / V LEVEL 3	808
NTC 3 / N3 / NIC / V LEVEL 4	1,128
N4 / NTC 4	965
N5 / NTC 5	863
N6 / NTC 6	1,108
CERTIFICATE WITH LESS THAN GRADE 12 / STD 10	883
DIPLOMA WITH LESS THAN GRADE 12 / STD 10	1,147
CERTIFICATE WITH GRADE 12 / STD 10	7,365
DIPLOMA WITH GRADE 12 / STD 10	10,596
HIGHER DIPLOMA	9,740
POST HIGHER DIPLOMA MASTER; DOCTORAL DIPLOMA	1,635
BACHELORS DEGREE	8,203
BACHELORS DEGREE AND POST GRADUATE DIPLOMA	3,426
HONOURS DEGREE	3,839
HIGHER DEGREE MASTERS / PHD	2,719
OTHER	1,251
NO SCHOOLING	25,373
TOTAL	**547,636**

TABLE 8: HEALTH FACILITIES WITHIN MSUNDUZI MUNICIPALITY				
Name sub-District	Mobiles	Satellites	Clinics	Community Health Centres
Msunduzi	6	7	31	2

Health services are an essential service to the city but the service is provided by the KZN Department of Health.

TABLE 9: DISTRIBUTION OF CHILD HEADED HOUSEHOLDS – 1996, 2001 AND 2011						
Municipality	No. of households headed by children (0-17 years)			% of households headed by children (0-17 years)		
	1996	2001	2011	1996	2001	2011
MSUNDUZI MUNICIPALITY	1,067	674	920	0,9	0,3	0,6

THE ECONOMY

The Municipality possesses a number of economic advantages, including:

- Locational Advantages: the centrality of the Municipality and the fact that the Municipality is bisected by the N3 corridor, which is the primary logistical corridor linking Gauteng and the Durban Harbour;
- Natural/Geographical Advantages: Highly fertile land;
- Human Capital Advantages: Good Schools and Tertiary institutions; and
- Institutional Advantages: Msunduzi enjoys the 'Capital City' Status.

CONTRIBUTION TO UMGUNGUNDLOVU GDP-R

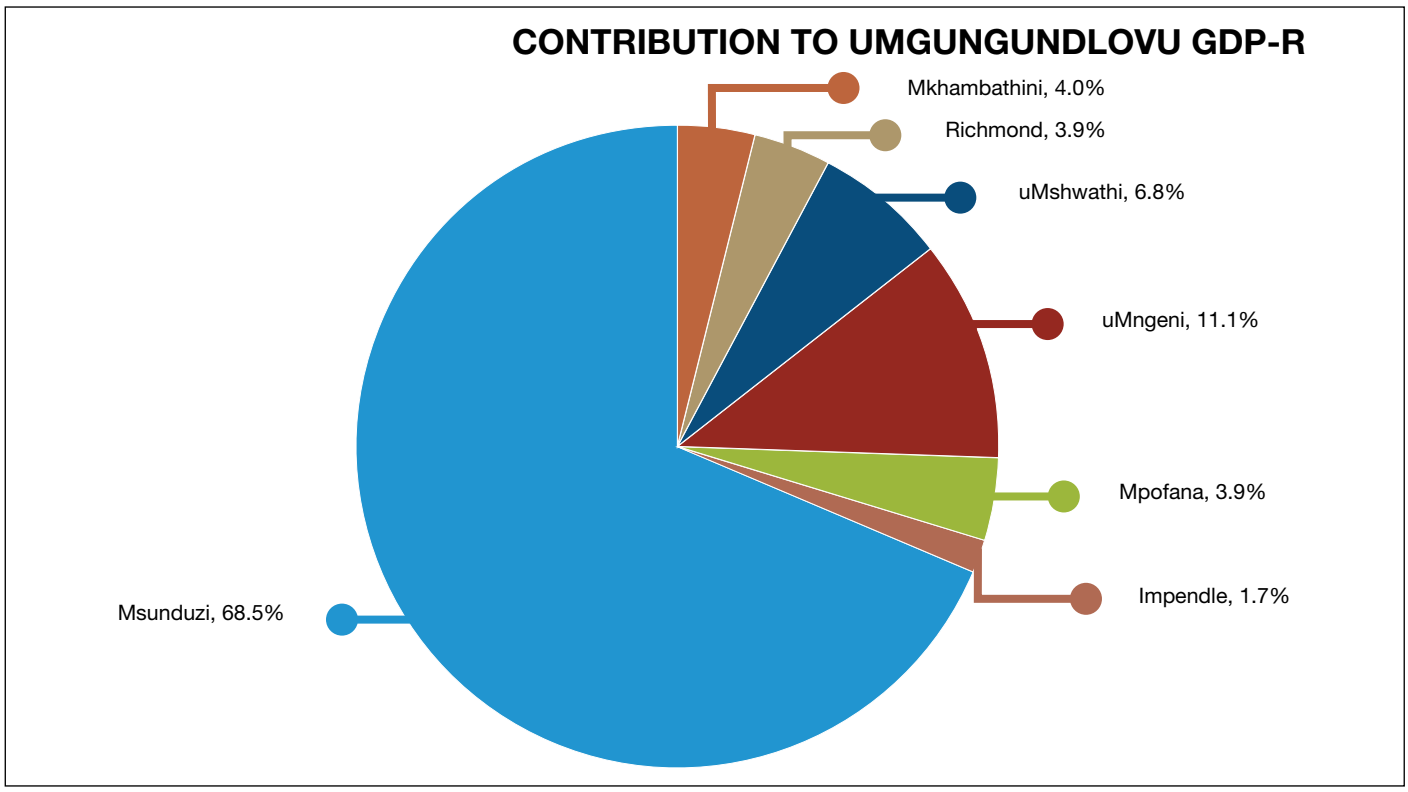

Source: Global Insight, 2015

SECTOR CONTRIBUTION (2014)

TABLE 10:									
	KZN	uMgungundlovu	uMshwathi	uMngeni	Mpofana	Impendle	Msunduzi	Mkihambathini	Richmond
Primary sector	**6.8%**	**10.6%**	**30.8%**	**13.3%**	**33.7%**	**36.5%**	**4.9%**	**13.1%**	**29.7%**
Agriculture	4.8%	10.0%	28.9%	12.9%	33.4%	36.0%	4.3%	12.5%	29.1%
Mining	1.9%	0.6%	1.9%	0.4%	0.3%	0.4%	0.6%	0.5%	0.5%
Secondary sector	**25.3%**	**23.2%**	**26.4%**	**25.5%**	**18.1%**	**15.5%**	**23.3%**	**24.2%**	**17.4%**
Manufacturing	18.3%	15.5%	21.9%	16.1%	11.6%	7.2%	15.4%	16.8%	11.5%
Electricity	2.4%	3.9%	2.2%	5.3%	3.3%	3.2%	4.0%	3.5%	2.6%
Construction	4.6%	3.8%	2.2%	4.1%	3.1%	5.1%	3.9%	3.8%	3.3%
Tertiary sector	**68.0%**	**66.2%**	**42.9%**	**61.3%**	**48.2%**	**48.0%**	**71.8%**	**62.8%**	**52.9%**
Trade	15.5%	13.6%	11.7%	12.9%	12.6%	14.6%	14.0%	13.5%	12.7%
Transport	12.3%	10.4%	8.7%	8.5%	8.9%	7.3%	11.2%	9.9%	8.6%
Finance	18.1%	15.9%	7.2%	15.8%	7.3%	5.3%	18.0%	15.5%	9.2%
Community services	22.0%	26.2%	15.2%	24.0%	19.5%	20.8%	28.6%	23.9%	22.4%
Total Industries	**100.0%**	**100.0%**	**100.0%**	**100.0%**	**100.0%**	**100.0%**	**100.0%**	**100.0%**	**100.0%**

Source: Global Insight, 2015

EMPLOYMENT BY SECTOR (2014)

TABLE 11:									
	KZN	uMgungundlovu	uMshwathi	uMngeni	Mpofana	Impendle	Msunduzi	Mkihambathini	Richmond
Primary sector	**5.0%**	**9.4%**	**18.2%**	**18.1%**	**21.9%**	**10.0%**	**5.4%**	**12.0%**	**19.5%**
Agriculture	4.5%	9.2%	18.1%	18.0%	20.1%	9.6%	5.2%	11.8%	19.3%
Mining	0.5%	0.2%	0.2%	0.1%	1.8%	0.4%	0.1%	0.2%	0.1%
Secondary sector	**21.5%**	**20.6%**	**20.8%**	**17.3%**	**19.8%**	**15.2%**	**21.4%**	**21.6%**	**18.3%**
Manufacturing	14.5%	13.5%	14.9%	11.2%	7.3%	4.9%	14.4%	14.7%	11.3%
Electricity	0.5%	0.6%	0.5%	0.5%	0.3%	1.4%	0.6%	0.6%	0.6%
Construction	6.5%	6.6%	5.4%	5.6%	12.2%	8.9%	6.5%	6.3%	6.3%
Tertiary sector	**62.6%**	**58.7%**	**46.9%**	**53.6%**	**48.0%**	**59.3%**	**62.2%**	**56.2%**	**50.9%**
Trade	16.7%	14.6%	14.0%	12.7%	16.5%	9.8%	15.2%	14.4%	12.6%
Transport	6.0%	3.6%	2.9%	3.0%	3.2%	3.6%	3.6%	5.6%	4.6%
Finance	15.4%	13.2%	9.2%	11.8%	6.5%	10.5%	14.4%	14.4%	11.8%
Community services	24.5%	27.2%	20.8%	26.0%	21.7%	35.4%	29.0%	21.8%	21.8%
Households	**10.9%**	**11.3%**	**14.1%**	**11.0%**	**10.4%**	**15.4%**	**11.0%**	**10.2%**	**11.3%**
Total formal sector employment	**100.0%**	**100.0%**	**100.0%**	**100.0%**	**100.0%**	**100.0%**	**100.0%**	**100.0%**	**100.0%**

Source: Global Insight, 2015

INTERNATIONAL TRADE: EXPORTS AND IMPORTS AS PERCENTAGE OF GDP-R, 2014

TABLE 12:								
Broad Economic Sectors (9 sectors) of GDP	uMgungundlovu DM	uMshwathi	uMngeni	Mpofana	Impendle	Msunduzi	Mkhambathini	Richmond
1 Agriculture	4 267 580	782 202	664 931	574 505	244 663	1 395 659	199 076	406 544
2 Mining	325 023	68 332	23 564	6 005	3 896	201 933	10 872	10 420
3 Manufacturing	8 574 140	866 722	912 055	231 359	65 678	5 892 570	358 545	247 210
4 Electricity	3 420 020	131 820	478 267	96 903	45 517	2 461 344	118 894	87 275
5 Construction	2 217 003	94 058	260 591	71 418	48 385	1 577 679	87 498	77 374
6 Trade	7 487 359	446 106	766 916	261 030	126 801	5 318 589	288 779	279 137
7 Transport	6 449 829	409 736	570 100	240 397	75 570	4 700 278	238 372	215 375
8 Finance	8 612 326	259 628	935 284	142 064	45 664	6 720 349	323 048	186 289
9 Community services	14 556 721	560 889	1 442 595	384 796	181 849	11 023 722	505 960	456 911
Total Industries	55 910 002	3 619 492	6 054 303	2 008 478	838 024	39 292 123	2 131 044	1 966 537
Taxes less Subsidies on products	5 977 005	484 104	632 739	235 331	87 578	4 079 213	239 439	218 600
Total (Gross Domestic Product - GDP)	**61 887 007**	**4 103 596**	**6 687 042**	**2 243 810**	**925 602**	**43 371 337**	**2 370 483**	**2 185 137**
Exports (R 1000)	12 215 056	217 623	334 809	102 673	979	11 538 473	19 735	765
Imports (R 1000)	11 838 576	54 838	251 367	253 283	598	11 230 215	46 195	2 080
Total Trade (R 1000)	**24 053 633**	**272 460**	**586 176**	**355 956**	**1 578**	**22 768 688**	**65 930**	**2 845**
Exports as % of GDP	19.7%	5.3%	5.0%	4.6%	0.1%	26.6%	0.8%	0.0%
Imports as % of GDP	19.1%	1.30%	3.80%	11.30%	0.10%	25.90%	1.90%	0.10%

Note: Exports as a % of GDP is calculated by dividing the Exports rand value by the total GDP x 100
Note: Imports as a % of GDP is calculated by dividing the Imports rand value by the total GDP x 100

Source: Global Insight, 2015

DEVELOPMENT INDICATORS (2014)

TABLE 13:									
2014	KZN	uMgungundlovu	uMshwathi	uMngeni	Mpofana	Impendle	Msunduzi	Mkihambathini	Richmond
Human Development Index (HDI)	0.56	0.58	0.51	0.63	0.53	0.50	0.60	0.50	0.49
Gini coefficient	0.63	0.63	0.57	0.64	0.60	0.59	0.64	0.59	0.56
Share below the food poverty line	30.3%	26.5%	25.7%	18.2%	25.0%	33.2%	26.0%	33.5%	35.1%
Share below the lower poverty line	42.5%	38.1%	39.5%	28.0%	38.0%	47.4%	36.6%	48.6%	50.4%
Share below the upper poverty line	54.6%	50.1%	54.3%	39.1%	52.1%	61.6%	47.5%	63.1%	64.8%
Functional literacy: age 15+, completed grate 7 or higher	80.0%	81.8%	70.6%	84.7%	74.3%	71.2%	86.2%	69.9%	70.8%

Source: Global Insight, 2015

To calculate the HDI, first combine the two measures of education using a weighted average, with the two thirds weight for Adult Literacy Rates (ALR), and one third for the Education Enrollment Ratio (EER). The formula for the weighted average to give the education percentage as a measure of education.

UNEMPLOYMENT AND POVERTY NEXUS

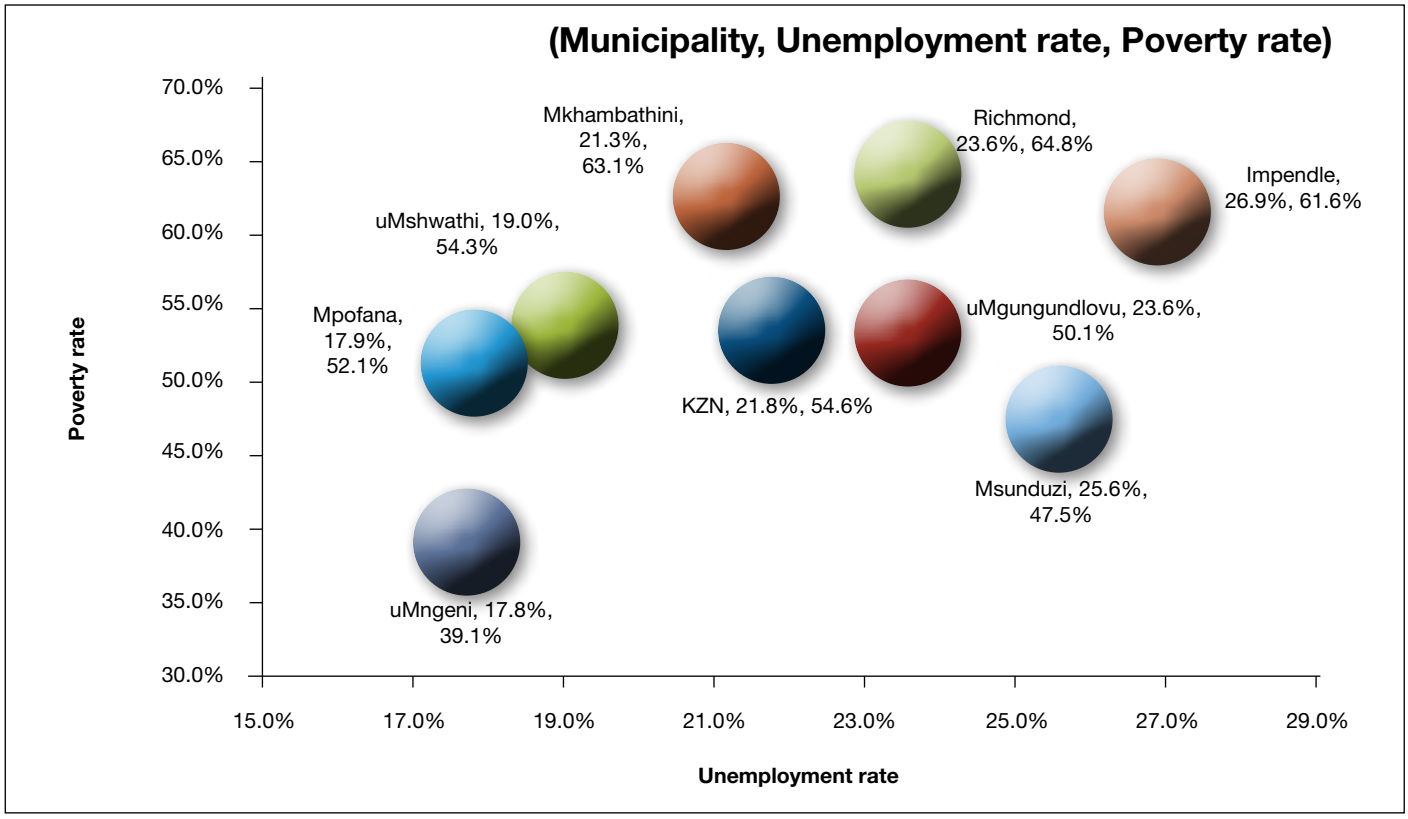

Source: Global Insight, 2015

COMMENT ON BACKGROUND DATA:

The data provided herein is data used from the Census 2011 report conducted by Statistics South Africa and HIS Global Insight, 2015. Msunduzi Municipality strives to ensure the backlogs in the delivery of Basic Services like Water, Electricity and Housing are reduced on an annual basis.

3. SERVICE DELIVERY OVERVIEW

SERVICE DELIVERY INTRODUCTION

1. Service Delivery

The Msunduzi Municipality basic services as contained in the Municipal Indigent Policy is intended to provide norms and standards for a program to improve the lives of indigents and to improve access to FREE BASIC SERVICES. The policy recognizes the need for inter-government co-operation in the process of dealing with indigents but places a specific emphasis on the local government sphere, recognizing the important role a municipality has in effectively addressing the needs of indigent households. This requires local understanding and local initiative as well as co-ordination and support from national and provincial governments.

The indigent policy seeks to address the problem of institutional exclusion by facilitating the reform of the systems of local government in ways that ensure the inclusion of the poor in ways that will guarantee their access to affordable basic services.

The implementation of the indigent policy as the basis of providing Free Basic Services was done in context of socio-economic realities facing our communities such as:

- High level unemployment
- Low income earners that have limited affordability
- High incidents of child-headed households
- Natural attrition of elderly headed households within our society.

The Municipality's indigent policy applies specifically to the Free Basic Services programme within the Municipality i.e. free basic electricity, free basic refuse removal, free basic sanitation, and free basic water. We had 5 086 beneficiaries on this programme in 2014/2015 financial year.

2. Indigent Population

"Indigents" – means an owner /occupier of a property as defined in the qualification for concessions. Lacking the necessities of life such as sufficient water, basic sanitation, refuse removal, environmental health, basic energy, health care, housing, food and clothing. This is a household which is not financially capable of paying for the delivery of Basic Services – including poor households.

Qualification for concessions –Indigent policy 2014/2015

1. Owner and/ or occupiers of residential property:

1.1. The total household income must not exceed the amount approved by council from time to time (currently R3500.00);
1.2. The applicant must be a South African citizen;
1.3. The applicant must not be the registered owner of more than one property;
1.4. The householder must be a resident of, and have a registered account with the Municipality, except that the requirement of being registered as an account holder does not apply to households in informal settlements where no accounts are rendered, nor in rural areas where no accounts are rendered;
1.5. Recognised refugees must be South African citizens (with ID card) or have recognised refugee status (proof of status needed); and
1.6. A tenant or occupier as described in Council's Credit Control Policy can apply for the benefits in respect of the charges as billed for while the landlord remains liable for all ownership related charges such as rates.

COMMENT ON ACCESS TO BASIC SERVICES:

All our low income earners identified in terms of the adopted policy prescription for 2014/15 did get free basic services. The equitable share received is used to fund Free Basic Services that is extended to all our customers who have been declared indigent who are earning below R3500.00 as determined by Council. Further to the free basic services, we are tryng to remove the burden from the indigent customers by reducing their amperage on the electricity they use to 20AMPS. We have started a project to replace all indigent customes meters with smart prepaid meters.

4. FINANCIAL HEALTH OVERVIEW

FINANCIAL OVERVIEW

The debt collection rate for the municipality has improved, however it is still not ideal at this stage. A debt collection task team has been put together with a sole purpose of addressing collection challenges.

TABLE 14: FINANCIAL OVERVIEW – 2014/2015
R'000

Details	Original Budget	Adjustment Budget	Actual
Income			
Grants	709 196 000	880 049 233	876 063 276
Taxes, Levies and Tariffs	2 932 407 996	3 298 567 901	3 368 795 775
Other	222 794 970	227 888 077	381 493 230
Subtotal	3 864 398 966	4 406 505 211	4 626 352 281
Less Expenditure			
Net Total*	**3 794 078 531**	**4 403 002 868**	**4 617 015 739**
* Note: Surplus/ (deficit)	70 320 435	3 502 343	9 336 542

Operating Ratios	
Details	%
Employee Cost	19,34%
Repairs and Maintenance of PPE	3.2%
Finance Charges and Depreciation	7,27%

COMMENT ON OPERATING RATIOS:

The employee costs are within the recommended threshold of 30% as per National Treasury guide. The National Treasury norm for repairs and maintenance is 8% of the PPE therefore 3,2% is below the norm; however a reasonable budget is towards the renewal of PPE. Finance charges and depreciation provision is declining as compared to last year's provision.

TABLE 15: TOTAL CAPITAL EXPENDITURE 2012/13 – 2014/15

Detail	2012/13	2013/14	2014/15
Original Budget	230,017,000	443,159,000	597,754,392
Adjustment Budget	309,756,000	559,959,168	704,976,004
Actual	220,319,000	351,145,000	528,630,236

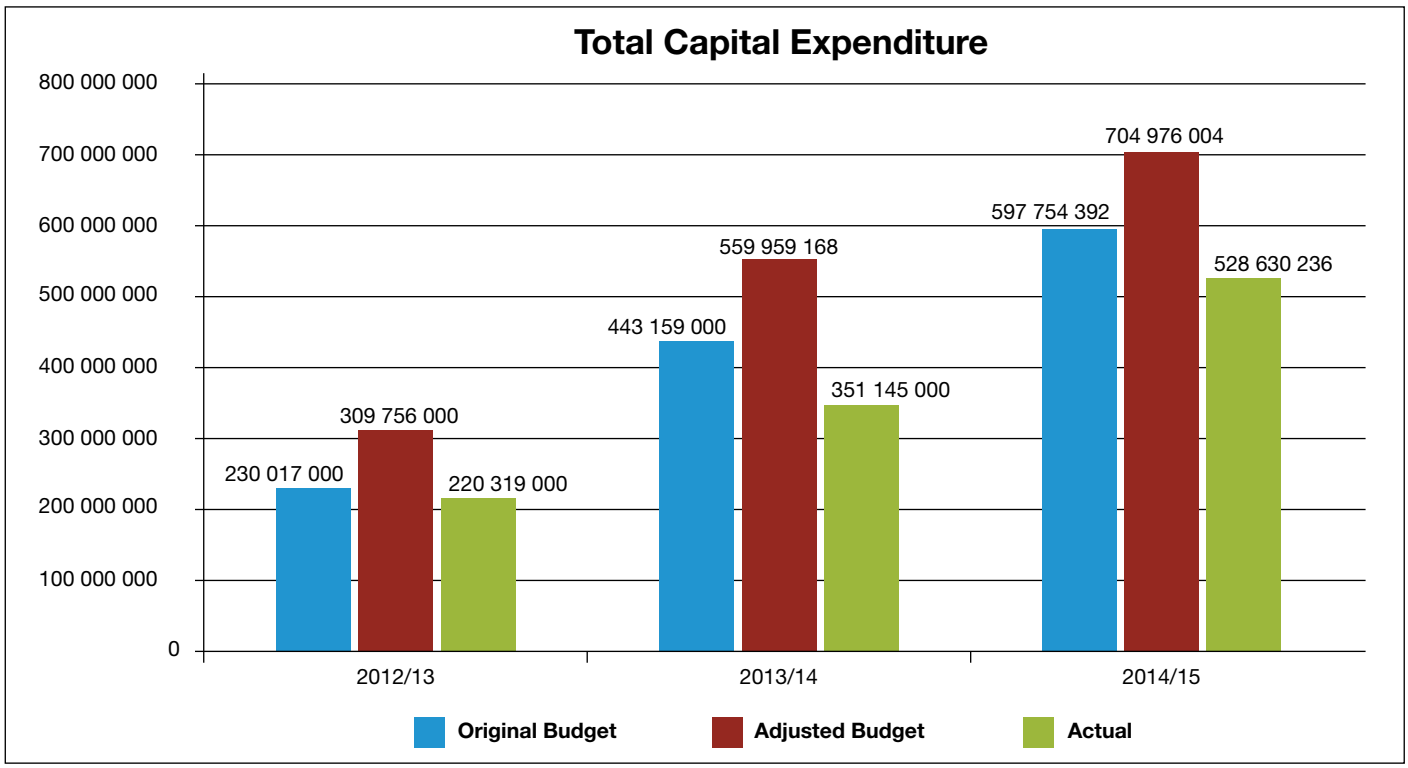

COMMENT ON CAPITAL EXPENDITURE:

In 2012/2013, Capital Expenditure amounted to R220 319 000 against an adjusted capital budget value of R309 756 000 which was at a rate of 71.12%. In 2013/2014, Capital Expenditure amounted to R351 145 000 against an adjusted capital budget value of R559 959 168 which was at a rate of 62.7%. In 2014/2015, Capital Expenditure amounted to R528 630 236 against an adjusted capital budget value of R704 976 004 which was at a rate of 74.98%.

In 2014/2015 FY as compared to 2012/2013 FY, Msunduzi Municipality spent R308 311 236 more on the capital budget. This can be attributed to the weekly capital expenditure meetings that were held to fastrack expenditure on capital projects. All project champions attended these meetings and were urged to ensure that budgets were expended.

5. ORGANISATIONAL DEVELOPMENT OVERVIEW

ORGANISATIONAL DEVELOPMENT PERFORMANCE

One of the service delivery priorities in the financial year in question was to migrate staff into the 2013 structure. The process of writing Job Descriptions was completed just before the beginning of 2014/15financial year. Subsequent to that all measures to have all jobs evaluated were put in place. As part of that process Deloitte was engaged to undertake the evaluation exercise, which began in August 2014. However, the process of evaluation was halted by SALGA, sighting the fact that private dealing between Deloitte and Msunduzi Municipality was not in the spirit of national agreement that was signed by SALGA and Deloitte, something that delayed the implementation of the structure.

After a series of talks amongst stakeholders in the project, the process of evaluation under SALGA's guidelines resumed on 20 October 2014 and finished on 27 March 2015.

All provisional grade outcomes produced by Job Evaluation Units (JEU) were submitted to the Provincial Audit Committee (PAC) on 16 April 2015 for auditing. The auditing process started on 18 May 2015 and was concluded on 10 July 2015. All preliminary audit outcomes with audit queries were referred to the JEU by PAC on 10 July 2015.

Preliminary audit outcomes were considered by JEU and submitted back to the PAC on 06 August 2015 for finalization. The Outcomes results were released to the Municipal Manager on the 11th September 2015, allowing the Municipality to proceed with the allocation of staff to the new structure with graded post outcomes, in the new financial year.

The Msunduzi Municipality, during 2014/2015, trained 1049 employees and provided financial assistance for study to 46 employees, as part of a coordinated career development process in support of the Skills Develop¬ment Strategy, IDP & Sector Skills Priorities. Internship, Learnerships, Apprenticeships and community programmes undertaken in 2014/15 provided opportunities for improved employability of the youth and community. Funding that was made available from National Treasury during the 2014 / 2015 financial year has been utilised to develop Senior Managers and MFMA Interns in line with the MFMA Competency Regulations. The Msunduzi Municipality has rolled out its third programme targeting Senior Managers and Finance Officials who require these competencies as per the National Treasury Regulations. To-date the Msunduzi Municipality has 37Senior Managers and Finance Officials; as well as, an additional 11 Process Managers and Managers reporting to the Municipal Manager, who have met the minimum competency levels.

During the financial year the remaining Section 57 post that was vacant or occupied in an acting capacity was filled. The Deputy Municipal Manager Infrastructure Services was appointed on the 17 June 2015. Critical and Funded posts have been prioritised, with 115 posts filled during 2014/15.

In the 14/15 financial year the Municipality continued with disciplinary and criminal processes against various members of staff. One case of financial misconduct remains outstanding from the period of Administration, and is in progress. Confidentiality of these sub judice disciplinary matters remains strictly confidential. Two legal advisors have been appointed by Council to expedite the finaliza¬tion of the sub judice disciplinary matters.

6. Auditor General Reports 2013 / 2014 & 2014 / 2015 financial years

The Auditor-General performed an audit and issued a report on the following for 2014/15:

- fair presentation and absence of material misstatements in the financial statements (i.e. all transactions or event have been dealt with in accordance with accounting and financial reporting disciplines);
- reliable, usefulness and credible performance information for purposes of reporting on predetermined performance objectives; and
- compliance with key legislation governing financial and performance matters

The Auditor-General has expressed an unqualified opinion on the Annual Financial Statements for year ending 30 June 2015 and Performance Information with no findings ("clean audit").

The previous audit opinion in 2013/14 financial year was an unqualified opinion and raised additional matters on:-

- material misstatements on non-current assets, current assets, liabilities and disclosure items identified by auditors which were subsequently corrected by the municipality;
- expenditure management in that reasonable steps were not taken to prevent unauthorized, irregular and fruitless and wasteful expenditure, as required by S62 of the MFMA;
- Procurement management in that sufficient appropriate evidence could not be obtained that goods and services of a transaction value of R200 000 were procured by means of inviting competitive bids, as required by the SMC Regulation 19(a); and
- Revenue management in that an effective system of internal control for debtors and service charges revenue, with respect to unread meters, was not in place, as required by S64(2)(f) of the MFMA.

The municipality worked tirelessly on the above matters which were the basis of the additional matters. An action plan was prepared and monitored on monthly basis by the structures of Council to deal with the four additional matters paid the dividends. It must however, be mentioned that there are still weaknesses as highlighted in the management report issued by Auditor-General which are being worked on tirelessly in order to maintain an unqualified audit opinion with no findings ("clean audit").

Further strategies on improving the system of internal control are being employed to deal with matters of emphasis as well as matter on the management report.

7. Annual report process 2014/2015

Msunduzi Municipality Operational Plan for the preparation and adoption of the Annual Report 2014/2015:

TABLE 16: Annual report process

No:	Description:	Timeframe:
1.	Data Collection, Preparation and finalization of the annual performance report 2014/2015 (SBU's to supply information.	July 1 – August 14 2015
2.	Preparation and finalization of the annual financial statements / consolidated financial statements 2014/2015	July – August 2015
3.	Submission of the annual financial statements/consolidated financial statements 2014/2015 and the Annual Performance Report 2014/2015 to the Auditor General for auditing	On or before the 31 August 2015
4.	Safe City (Municipal Entity) to submit to the Municipality and the Auditor General its annual financial statements for auditing	On or before the 31 August 2015
5.	Data collection commences for the compilation of a first draft of the annual report – an e-mail with a template attached will be forwarded to respective individuals responsible for required information submissions in order to complete the annual report 2014/2015- Submissions to be received by the end of September 2015.	September 2015
6.	Finalize 1st draft of the Annual report 2014/2015 and forward to the Municipal Manager for comment	1st – 9th of November 2015
7.	Draft completed and forwarded to Auditor General for comments / changes if required	9th – 16th of November 2015
8.	2nd draft of Annual report completed and forwarded to Municipal Manager for comment.	On or before the 30th of November 2015
9.	Engage appointed service provider – produce drafts of the Annual Report 2014/2015	December 2015
10.	Finalized, published and printed annual report by service provider	1st week of January 2016
11.	Annual report table by the Mayor at Full Council	On or before the 31st of January 2016
12.	Tabled annual report 2014/2015 to be made accessible to the public	Within 14 days from the date of tabling the annual report
13.	A copy of the report to be submitted to the MEC for local government in KZN, the Auditor General, Provincial Legislature and National Treasury.	Within 14 days from the date of tabling the annual report
14.	Oversight report on Annual Report 2014/2015 to commence once Annual Report has been tabled at Full Council – Oversight report to be completed within two months of the Tabling of the Annual Report to Full Council.	Start in February 2016 – completed on or before the 30th of March 2016
15	Oversight report made available to the public within seven days of being tabled in Council	On or before the 6th of April 2016

COMMENT ON THE ANNUAL REPORT PROCESS:

The Municipal Finance Management Act No. 56 of 2003, Chapter 12, prescribes that every municipality must for each financial year prepare an annual report in accordance with this Chapter. The council of a municipality must within nine months after the end of a financial year deal with the annual report of the municipality and of any municipal entity under the municipality's sole or shared control in accordance with section 129.

The purpose of an annual report is –

1. to provide a record of the activities of the municipality or municipal entity during the financial year to which the report relates;
2. to provide a report on performance against the budget of the municipality or municipal entity for the financial year; and
3. to promote accountability to the local community for the decisions made throughout the year by the municipality or municipal entity.

The annual report of municipality must include –

1. the annual financial statements of the municipality, and in addition if section 122 (2) applies, consolidated annual financial statements, as submitted to the Auditor-General for audit in terms of section 126 (1);
2. the Auditor-General's audit report in terms of section 126 (3) on those financial statements;
3. the annual performance report of the municipality prepared by the municipality in terms of section 46 of the Municipal Systems Act.

The accounting officer of a municipality must prepare the annual financial statements of the municipality and, within two months after the end of the financial year to which those statements relate, submit those statements to the Auditor-General for auditing and the accounting officer of a municipal entity must prepare the annual financial statements of the entity and, within two months after the end of the financial year to which those statements relate, submit those statements to the parent municipality of the entity and the Auditor-General for auditing. The Auditor-General must audit those financial statements and submit and audit report to the accounting officer of the municipality or entity within three months of the receipt of the statements.

The mayor of a municipality must, within seven months after the end of the a financial year, table in the municipal council the annual report of the municipality and of any municipal entity under the municipality's sole or shared control.

The council of a municipality must consider the annual report of the municipality of municipal entity, and by no later than two months from the date on which the annual report was tabled in council, adopt an oversight report containing councils comments on the annual report which must include a statement whether the council-

1. has approved the annual report without reservations;
2. has rejected the annual report; or
3. has referred the annual report back for the revision of those components that can be revised.

In order to give effect to the above legislative requirements, Msunduzi Municipality developed table above in order to ensure the communities of Msunduzi Municipality are able to view the contents of the Annual Report on time; the table serves as a strict guide.

CHAPTER 2 – GOVERNANCE

INTRODUCTION TO GOVERNANCE

Governance at Msunduzi Municipality is made up of Political and Administrative Governance, Inter-governmental Relations and Public Accountability and Participation along with Corporate Governance. Political and administrative governance comprises of elected councillors, council committees as well as administrative and governance structures .Council and governance structures play an oversight on the administration of the municipality to ensure that the Council's Integrated Development Plan and budget are being implemented effectively and efficiently to ensure sustainable and affordable service delivery. Intergovernmental relations comprise structures and processes by which municipality forges relationships with other national and provincial sector departments and municipalities in order to ensure coordinated and synchronized service delivery. Public accountability relates to the manner in which the Municipality undertakes community involvement and participation and reports back to the communities within its area of jurisdiction by way of holding community meetings, Izimbizo's and the process of ward committees dealing with issues within the wards. Corporate governance looks at issues of transparency ; the rule of law and accountability whereby the municipality outlines its top risks, and the way in which the supply chain management and overall service delivery occur against the background of Batho Pele Principles. Together these important aspects intertwine and ensure that the political, administrative and community service of the municipality are properly functioning and that communities receive affordable, sustainable and quality services.

COMPONENT A: POLITICAL AND ADMINISTRATIVE GOVERNANCE

INTRODUCTION TO POLITICAL AND ADMINISTRATIVE GOVERNANCE

Political & administrative governance at Msunduzi Municipality comprises of the elected Councillors and Senior Managers; they work together on a day-to-day basis in order to achieve service delivery goals and targets.

2.1. POLITICAL GOVERNANCE

INTRODUCTION TO POLITICAL GOVERNANCE

The Msunduzi Municipal Council has Executive Committee as its principal committee, other Council Committees and several Portfolio Committees. Amongst the Council Committees is the Municipal Public Accounts Committee (MPAC) which comprises of ordinary Councillors and is charged with the responsibility to oversee the expenditure of council funds in order to ensure efficient and effective utilization of Council resources and to enhance political accountability of Council. Council also has an Audit Committee that oversees the work of the Internal Audit Unit which has a responsibility of assisting Council in the evaluation of the adequacy, effectiveness and efficiency of the internal systems of control, accounting practices, information systems policies, performance management policy, practices and systems, risk management, governance and auditing processes.

MSUNDUZI MUNICIPALITY – EXECUTIVE COMMITTEE 2014 - 2015

City Mayor
Chris Ndlela

Deputy Mayor
Thobani Zuma

J. Ngubo

E. Majola

M. Inderjith

J.M. Lawrence

P. Bhengu

B. Lambert

T.V. Xulu

M. Schalkwyk

Msunduzi Municipality Councillors 2014 - 2015

Speaker
B. Baijoo

Chief Whip
T. Magubane

M. Tarr

S.I. Madonda

T. Matiwane

S.C. Ndawonde

T.P. Ngcobo

P.G. Ngidi

T.D. Ntombela

R.B. Singh

M.S. Sokhela

R. Soobiah

C. Bradley

P.V. Jaca

M. Maphumulo

M.A. Mkhize

V.G.M. Mlete

N. Msimang

P. Sithole

L.J. Winterbach

M.B.. Zuma

N. Ahmed

T.R. Zungu

M.H. Mkhize

M.A. Ngcobo

N.J. Zungu

S. Majola

M.B. Mkhize

J. Singh

D.F. Ryder

R. Ahmed

D. Buthelezi

M.T. Buthelezi

P.N. Dlamini

F.N. Mbatha

S.A. Mkhize

R. Ashe

B.B. Ngcobo

J.M. Ngcobo

L.N. Sikhakhane

M.B. Zuma

T.I. Dlamini

S. Govender

S. Lyne

L.L. Madlala

T.S. Magwaza

F.M. Makhathini

L.C. Ngcobo

D.B. Phungula

U. Haswell

N. Gumede

P.B. Shozi

D.P. Zondi

K.M. Ngcobo

A.L. Mbanjwa

N.Z. Ndlovu

T.P. Ndlovu

S.C. Gwala

A.B. Dlomo

N. Atwaru

M.D. Ndlovu

G.R. McArthur

B.C. Sokhela

COUNCILLORS

Councillors are elected representatives to serve a predetermined term of office on the local council on behalf of their respective constituencies. The Msunduzi Municipal Council has a total of 73 seats. Thirty seven (37) of these seats are allocated to ward Councillors who are elected through the wards they represent. The other 36 seats are allocated to political parties in proportion to the number of votes cast for the respective parties.

COMMITTEE ALLOCATIONS – JULY 2014 – JUNE 2015

TABLE 17: COMMITTEE ALLOCATIONS – JULY 2014 – JUNE 2015

PORTFOLIO COMMITTEE	CHAIRPERSON	MEMBERS
Economic Development Services	Councillor Eunice Majola (ANC),	Councillors CJ Ndlela (Mayor [Ex-Officio]) (ANC), UJ Haswell (DA), D Buthelezi(ANC), MT Buthelezi(ANC), PN Dlamini(ANC), JM Lawrence(DA), FN Mbatha(ANC), SA Mkhize(ANC), BB Ngcobo (ANC), KM Ngcobo(ANC), LN Sikhakhane(DA) and MB Zuma (ANC)
Corporate Services	Councillor Jabu Ngubo (ANC),	Councillors C Bradley (DA), PV Jaca(ANC), VT Magubane(ANC), M Maphumulo(NFP), MA Mkhize(ANC), VGM Mlete(ANC), N Msimang(ANC), P Sithole(ANC), LJ Winterbach (DA), BE Zuma(IFP) and TR Zungu(ANC).
Infrastructure Services	The Deputy Mayor (Councillor Thobani Zuma) (ANC)	Councillors TI Dlamini) (ANC), S Govender (DA), SP Lyne (DA), LL Madlala)(ANC), TS Magwaza (NFP), FM Makhathini)(ANC), LC Ngcobo)(ANC), DB Phungula)(ANC), PB Shozi)(ANC), TV Xulu)(ANC) and DP Zondi (IFP).
Community Services	Councillor Manilal Inderjit (ANC),	The Mayor (Councillor CJ Ndlela) (ex officio) (ANC), Councillors R Ahmed (DA), AB Dlomo(ANC), NF Gumede(ANC), SC Gwala(ANC), MA Ngcobo(ANC), AL Mbanjwa(ANC), NZ Ndlovu(ANC), TP Ndlovu(ANC),, JM Ngcobo(ANC), MD Ndlovu(DA), GR McArthur (DA) and BC Sokhela (IFP).
Financial Services	The Mayor (Councillor Chris Ndlela) (ANC),	Councillors N Ahmed (ANC), P Bhengu (NFP), WF Lambert JP (DA), ST Majola (ANC), MB Mkhize (ANC), MH Mkhize (ANC), MA Ngcobo (ANC), DF Ryder (DA), M Schalkwyk (ANC), J Singh (DA) and NJ Zungu (ANC).
Municipal Public Accounts	Councillor Michael Tarr (ANC),	Councillors A Ashe(DA), N Atwaru(DA), SI Madonda(ANC), T Matiwane(ANC), SC Ndawonde(ANC), TP Ngcobo (NFP), PG Ngidi(ANC), TD Ntombela (IFP), RB Singh (MF), MS Sokhela (ANC) and R Soobiah (ANC).

TABLE 18: WARD COUNCILLORS BY POLITICAL PARTY (2013 – 2014)

WARD COUNCILLORS LIST

WARD NO.	NAME	POLITICAL PARTY
1.	Mbanjwa Amos Lucky	ANC
2.	Sokhela Mansizwa Simon	ANC
3	Madlala Linda Linford	ANC
4.	Buthelezi Thandiwe Mercy	ANC
5.	Shozi Philllip Bonga	ANC
6.	Makhathini Falakhe Michael	ANC
7.	Mkhize Mbusiswa Hencefort	ANC
8.	Ngcobo Bhekumuzi Bethwell	ANC
9.	Ngcobo Jeffrey Mbuyiselwa	ANC
10.	Ngcobo Msizi Alex	ANC
11.	Madonda Innocent Sipho	ANC
12.	Majola Terence Sboniso	ANC
13.	Dlomo Armstrong Bongani	ANC
14.	Mkhize Alfred Sibusiso	ANC
15.	Mlete Vusumuzi Garnet Michael	ANC
16.	Zuma Bhekabantu Michael	ANC
17.	Sithole Philisiwe	ANC
18.	Gwala Sindisiwe Cydy	ANC
19.	Ndawonde Caiphas	ANC
20.	Xulu Thulani Vincent	ANC
21.	Mkhize Bhekithema Mtuza	ANC
22.	Jaca Vela Patrick	ANC
23.	Phungula Bernard Dumisani	ANC
24.	Ngidi Philani Goodwill	ANC
25.	David Francis Ryder	DA
26.	McArthur Glenn Robert	DA
27.	Lawrence Mary Judith (JM)	DA
28.	Govender Soobramoney Nithia	DA
29.	Ndlovu Thandi Patience	ANC
30.	Singh Jay (Jaiheen)	DA
31.	Ahmed Rooksana	DA
32.	Schalkwyk Mary	ANC

TABLE 18: WARD COUNCILLORS BY POLITICAL PARTY (2013 – 2014)		
WARD COUNCILLORS LIST		
WARD NO.	NAME	POLITICAL PARTY
33.	Atwaru Nalini	DA
34.	Majola Eunice Nomagugu	ANC
35.	Matiwane Thandi	ANC
36.	Winterbach Ludwig Johann	DA
37.	Lyne Sandra Patricia	DA

TABLE 19: PROPORTIONAL REPRESENTATION COUNCILLORS BY POLITICAL PARTY (2013 – 2014)		
MSUNDUZI MUNICIPALITY PR COUNCILLORS LIST		
	Name	POLITICAL PARTY
1	The Mayor: Ndlela Chris	ANC
2	The Deputy Mayor: Zuma Thobani	ANC
3	The Speaker: Baijoo Babu	ANC
4	The Chief Whip: Magubane Truman	ANC
5	Ngubo Jabulisile	ANC
6	Inderjit Manilal	ANC
7	Majola Eunice	ANC
8	Lambert Bill	DA
9	Haswell Uraisha	DA
10	Bhengu Ntokozo Patrick	NFP
11	Dlamini Tholakele Ignatia	ANC
12	Buthelezi Doreen	ANC
13	Mbatha Faith Zonke	ANC
14	Ngcobo Lindiwe	ANC
15	Mkhize Mantombi .	ANC
16	Zungu Thandiwe RM	ANC
17	Ngcobo Kathrine Malindi	ANC
18	Soobiah Rachele	ANC
19	Tarr Michael	ANC
20	Msimango Nokuthula	ANC
21	Ndlovu Nelisiwe Zanele	ANC
22	Ahmed Najmah	ANC
23	Zungu Ningi	ANC
24	Gumede Noxolo Faith	ANC
25	Dlamini Nokwazi Pretty	ANC
26	Ashe Rodger	DA
27	Sikhakhane Lungisani Nkhaso	DA
28	Ndlovu Mandlenkosi David	DA
29	Bradley Chris	DA
30	Zuma Bukelani	IFP
31	Zondi Dolo Phillip	IFP
32	Ntombela Dennis	IFP
33	Sokhela Balozile	IFP
34	Magwaza Thokozani	NFP
35	Maphumulo Msawenkosi	NFP
36	Ngcobo Thulisile	NFP
37	Singh Radhia Bee	MF

COUNCILLOR ATTENDANCE AT MEETINGS

Councillors' attendance of meetings is monitored and recorded by the Office of the Speaker. The attendance register of each meeting is forward by the Secretariat Sub-Unit to the Office of the Speaker upon the completion of meetings. The table below indicates the number of meetings attended by each Councillor during the period 1 July 2014 – 30 June 2015. It must be noted that in certain instances Councillors attended meetings but did not sign the registers and based on that the numbers listed below may not be very accurate.

NUMBER OF MEETINGS ATTENDED BY COUNCILLORS FROM 01 JULY 2014 T0 30 JUNE 2015

TABLE 20		2014						2015						
	Name	July	Aug	Sept	Oct	Nov	Dec	Jan	Feb	March	April	May	June	Total
1	The Mayor: Chris J. Ndlela	7	5	5	8	4	5	1	9	4	8	3	6	65
2	Speaker: Baboo Baijoo	2	1	1	1	1	1	2	1	3	3	1	3	20
3	Deputy Mayor: Thobani R. Zuma	4	3	5	4	4	1	2	4	5	5	6	6	49
4	The Chief Whip: Truman V Magubane	5	5	4	7	5	4	3	6	6	6	4	8	62
5	Ahmed Najmah B.	3	4	2	4	3	2	2	4	4	4	1	5	38
6	Ahmed Rooksana	2	1	1	2	2	2	1	1	4	1	0	3	20
7	Ashe Rodger Pryor	2	2	0	1	2	1	1	5	4	1	2	5	29
8	Atwaru Nalini	2	2	2	1	1	1	2	5	6	1	3	5	31
9	Bhengu Ntokozo P	3	0	3	5	3	2	1	4	3	5	1	6	35
10	Bradley Chris	2	1	2	3	2	2	3	2	4	3	2	4	31
11	Buthelezi Doreen	1	2	2	3	2	2	1	1	4	4	3	5	30
12	Buthelezi Thandiwe Mercy	2	2	2	2	0	2	1	1	2	0	2	3	19
13	Dlamini Nokwazi P.	2	3	0	4	3	1	1	3	4	3	5	4	33
14	Dlamini Tholakele I.	3	2	1	2	2	2	2	3	4	3	1	4	28
15	Dlomo Armstrong Bongani	2	2	1	2	1	2	2	2	4	3	1	0	21
16	Govender Soobramoney Nithia	3	0	2	1	2	2	2	1	4	3	1	3	24
17	Gumede Noxolo F.	1	2	0	1	2	1	1	1	2	2	2	3	18
18	Gwala Sindisiwe Cydy	2	3	1	2	3	3	2	2	4	2	1	3	28
19	Haswell UJ (New)	2	1	1	0	1	1	2	1	0	0	0	0	9
20	Inderjit Manilal	1	4	5	5	5	3	1	2	8	4	4	6	48
21	Jaca Vela Patrick	2	3	2	2	1	0	3	2	2	3	1	1	22
22	Lambert W F	4	4	5	5	5	3	2	7	6	6	3	1	51
23	Lawrence Mary Judith	6	5	10	9	6	4	2	7	8	6	7	8	78
24	Lyne Sandra Patricia	2	1	0	2	2	2	2	4	6	4	1	3	29
25	Madlala Linda Linford	3	2	2	2	1	2	2	3	4	4	1	5	31
26	Madonda Innocent Sipho	2	2	2	2	2	1	2	5	5	1	3	5	32
27	Magwaza Thokozani S.	3	1	0	1	3	1	1	1	5	1	1	3	21
28	Majola Eunice	4	1	9	7	7	1	0	5	8	8	6	8	64
29	Majola Terence Siboniso	2	2	2	3	3	2	0	4	3	3	1	4	29
30	Makhathini Falakhe Michael	3	0	1	2	1	1	2	3	4	1	0	3	21
31	Maphumulo Msawenkosi	3	2	1	2	1	2	3	1	2	1	1	5	24
32	Matiwane Thandi	1	1	3	2	2	1	0	2	6	1	2	4	25
33	Mbanjwa Amos Lucky	1	3	0	2	2	1	0	1	5	4	2	3	24
34	Mbatha Faith Zonke	4	2	3	3	3	1	0	3	6	5	1	6	37
35	McArthur Glenn Robert	1	2	1	2	2	2	1	2	4	2	1	1	21
36	Mkhize Mantombi A.	3	3	4	4	3	2	2	3	4	4	5	5	42

TABLE 20		2014						2015						
	Name	July	Aug	Sept	Oct	Nov	Dec	Jan	Feb	March	April	May	June	Total
37	Mkhize Bhekithemba Mtuza	2	2	2	2	1	1	1	3	2	3	1	2	22
38	Mkhize Mbusiswa Hencefort	2	3	2	3	0	1	1	4	4	2	1	5	28
39	Mkhize Sibusiso Alfred	4	3	3	3	3	2	1	3	4	4	5	5	40
40	Mlete Vusumuzi Garnet Michael	3	2	3	3	2	2	2	2	4	6	1	4	34
41	Msimang Nokuthula	2	2	3	3	1	2	2	0	3	3	2	4	29
42	Ndawonde Caiphas	3	2	2	2	1	1	2	4	8	4	3	4	36
43	Ndlovu Mandlenkosi David	2	2	1	1	2	1	2	3	4	2	1	3	24
44	Ndlovu Zanele N.	2	2	1	2	2	1	1	1	2	0	0	3	17
45	Ndlovu Thandi Patience	2	2	1	0	1	1	2	0	2	1	1	1	14
46	Ngcobo Bhekumuzi Bethwell	4	3	4	3	2	2	1	3	2	5	6	4	39
47	Ngcobo Jeffery Mbuyiselwa	2	1	0	1	1	1	1	2	4	2	1	3	19
48	Ngcobo Kathrine Malindi	4	2	3	2	3	2	4	1	0	0	1	1	23
49	Ngcobo Lindiwe C.	1	2	2	2	2	2	2	3	4	3	0	4	29
50	Ngcobo Msizi Alex	2	4	1	2	2	3	3	4	3	4	2	5	35
51	Ngcobo Thulisile P	2	1	1	1	2	1	1	5	5	4	3	2	28
52	Ngidi Philani Goodwill	1	1	1	0	1	1	1	2	3	1	0	1	13
53	Ngubo Jabu J.	6	6	8	6	4	4	2	7	6	6	6	7	68
54	Ntombela Dennis T	1	2	1	0	1	1	1	2	5	0	2	4	20
55	Phungula Bernard Dumisani	3	2	1	2	2	1	2	4	3	4	1	4	29
56	Ryder David Francis	2	4	2	4	3	2	3	4	4	3	2	5	38
57	Schalkwyk Mary	3	3	7	4	4	2	1	6	8	5	4	6	53
58	Shozi Philip Bonga	2	0	1	1	1	1	2	2	1	2	0	3	16
59	Sikhakhane Lungisani Nkhaso	4	1	3	1	3	2	2	3	3	3	3	3	31
60	Singh Jay Jaiheen	2	3	1	2	2	2	2	4	4	2	2	5	31
61	Singh Radhia Bee	1	2	2	2	2	1	3	5	7	2	3	4	34
62	Sithole Philisiwe	4	4	4	4	2	3	2	3	4	5	4	3	42
63	Sokhela Balozile C.	2	2	1	2	2	2	2	2	4	2	0	2	23
64	Sokhela Mansizwa Simon	2	2	2	2	2	0	1	4	4	0	1	4	24
65	Soobiah Rachel	2	2	2	2	1	1	1	4	5	1	2	4	27
66	Tarr Michael A.	1	2	2	3	2	1	2	6	6	1	4	6	36
67	Winterbach Ludwing Johann	5	5	4	3	3	3	3	3	3	7	3	5	47
68	Xulu Thulani Vincent	5	2	7	3	3	4	2	7	9	6	4	6	58
69	Zondi Dolo Phillip	2	2	0	2	2	2	1	3	3	2	1	2	22
70	Zuma Bukelani E.	1	3	1	3	1	1	2	1	2	3	2	3	23
71	Zuma Bhekabantu Michael	4	3	5	3	2	2	2	3	5	5	3	6	43
72	Zungu Ningi J	2	3	2	2	1	1	3	3	4	2	2	4	29
73	Zungu Thandiwe R.	1	0	1	1	0	0	2	0	0	2	1	1	9

MSUNDUZI MUNICIPALITY COUNCIL COMMITTEES, PORTFOLIO COMMITTEES AND OTHER COMMITTEES BY NAME & PURPOSE

The following are the different committees of Council and their respective purposes:

MUNICIPAL PUBLIC ACCOUNTS COMMITTEE (MPAC)

Municipal Public Accounts Committee (MPAC) is established in terms of section 79 of the Structures Act, 1998 and is made up of ordinary councillors to oversee the expenditure of public funds in order to ensure the efficient and effective utilization of council resources and to enhance the political accountability of Council. It exercises an oversight role over the Executive and the Administration on behalf of the Council, with regard to matters falling within its area of competence and reports directly to Council. The primary purpose of the MPAC is to assist Council to hold the executive and themunicipal administration to account.

APPEALS COMMITTEE

The Appeals Committee is constituted in terms of section 62 (4) (c) (ii) of the Local Government: Municipal Systems Act, 2000 to hear appeals against decisions taken by a political structure, political office bearer or a councillor of the Municipality in terms of a power or duty delegated or sub-delegated to it by a delegating authority. The Committee has the power to decide all appeals against decisions taken by a political structure, political office bearer or a councillor of the municipality.

SECURITY COMMITTEE

The Security Committee is constituted in terms of section 79 of the Structures Actto consider and deal with cases of threats directed to Councillors and senior officials and are associated with or linked to the performance of their duties as municipal councilors and senior officials. The Committee is empowered to make emergency decisions where it deems necessary and incur concomitant expenditure or make recommendations to Council.

EXECUTIVE COMMITTEE

The Executive Committee established in terms of section 42 of the Local Government: Municipal Structures Act No. 117 of 1998 (the Structures Act) and is the principal committee of the Municipal Council whichguides the Council in performing its role of political oversight of the municipality's functions, programmes and the management of the administration. The Committee presents its resolutions and recommendations to Council.

COMMITTEES TO ASSIST THE EXECUTIVE COMMITTEE

The following Portfolio Committees have been established in terms of section 80 of the Structures Act to assist the Executive Committee:

The Corporate Services Portfolio Committee

This Portfolio Committee is charged with the responsibility to efficient and effective Council and Committee support services, legally compliant human resources management, information management and legal services.

The Financial Services Portfolio Committee

This Portfolio Committee is responsible for the matters relating to the transparent, efficient and effective management of municipal finances which include in the main budget and treasury management, supply chain management, revenue and expenditure management, as well as financial control and cash management.

The Infrastructure Services Portfolio Committee

This Portfolio Committee is responsible for municipal infrastructure planning, financing, development and maintenance landfill site management as well aswater, sanitation, electricity, roads and storm water provisioning and management.

The Community Services Portfolio Committee

This Portfolio Committee is responsible for waste management, libraries, cemeteries and crematoria services, public safety and disaster management as well as traffic law enforcement services.

The Economic Development and Planning Portfolio Committee

This Portfolio Committee deals with integrated development planning matters, municipal markets, forestry and tourism, local economic development, environmental health as well as human settlements development and management.

Emergency Committee

The Emergency Committee is a committee of the Executive Committee (EXCO) which is established to deal with any matter delegated to the Executive Committee which may emerge and require urgent attention when the Council is in recess. It convenes in cases where an emergency has arisen and it is considered that it would be prejudicial to the Council's interests to await the next scheduled meeting of the portfolio committee which would otherwise have jurisdiction in the matter or the next meeting of the EXCO.

POLITICAL DECISION-TAKING

The Rules and Procedures of Council and its Committees provide as follows for the decision-making process of the Council:

"Decisions

1) All matters concerning the following shall be determined by a decision taken by the Council with a supporting vote of a majority of the Council:-

(a) the passing of by-laws;

(b) the approval of budgets;

(c) the imposition of rates and taxes, levies and duties; and

(d) the raising of loans.

(2) All other questions before the Council shall be decided by a majority of the votes cast.
(3) If on any question there is an equality of votes, the Councillor presiding (the Speaker) shall exercise a casting vote in addition to that Councillor's vote as a Councillor.
(4) Before the council takes a decision on any of the following matters it shall first require the Executive Committee to submit to it a report and recommendation on the matter:-
(a) the passing of by-laws;
(b) the approval of budgets;
(c) the imposition of rates;
(d) the raising of loans;
(e) the approval of an integrated development plan for the Municipality and any amendment to that plan;
(f) the appointment and conditions of service of the Municipal Manager and a head of department of the Council."

TABLE 21: COUNCILLORS AND COMMITTEE MEETING DATA 2014 / 2015 FY	
ITEM	**NUMBER**
Total number of Councillors	73
Total number of Executive Committee Members	10
Total number of wards	37
Total number of ward committee meetings	273
Total number of community meetings	224
Number and Type of Council Committee Meetings:	
Full Council	17
Executive Committee	34
Corporate Services	20
Financial Services	16
Infrastructure Services	17
Community Services	9
Economic Development	24
Municipal Public Accounts Committee	17

Note: Minutes of all meetings as well as attendance registers can be obtained from Msunduzi Municipality's secretariat unit or the information center.

2.2 ADMINISTRATIVE GOVERNANCE

INTRODUCTION TO ADMINISTRATIVE GOVERNANCE

The current organizational structure of the Msunduzi Municipality was implemented in 2004. In 2008, Council approved a re-alignment of the 2004 Structure from 6 to 5 Business Units. This approval was, however limited only to the alignment at senior management level. The 2008 re-alignment as implemented also deviated from that which was resolved.

The need for a structural review became imperative to mitigate/correct the anomalies and for the organization to improve efficiency and to meet its legislative service delivery obligations. The new 2013 organizational structure was approved by Council on the 24th April 2013, but the full implementation will follow the evaluation of all posts.

The process of writing Job Descriptions for 2013 was completed just before the beginning of 2014/15. All provisional grade outcomes produced by Job Evaluation Committee (JEU) were submitted to Provincial Audit Committee (PAC) on 16 April 2015 for auditing. The auditing process started on 18 May 2015, and was concluded on 10 July 2015 All preliminary audit outcomes with audit queries were referred to the JEU by PAC on 10 July 2015. The results were released to the on the 11th September 2015, allowing for the Municipality to proceed with the allocation of staff to the new structure with graded post outcomes in the new financial year.

TOP ADMINISTRATIVE STRUCTURE

TIER 1

MUNICIPAL MANAGER
(Mxolisi Nkosi 01/01/12)

FUNCTIONS

Communications
Integrated Development Plan
Internal Audit and Risk
Monitoring & Evaluation
Policy, Strategy and Research

TIER 2

DEPUTY MUNICIPAL MANAGER: Financial Services
N Ngcobo

TIER 2

DEPUTY MUNICIPAL MANAGER: Corporate Services
M Molapo

TIER 2

DEPUTY MUNICIPAL MANAGER: Community Services
B Zulu

TIER 2

DEPUTY MUNICIPAL MANAGER: Infrastructure Services
SE Nomnganga

TIER 2

DEPUTY MUNICIPAL MANAGER: Development Services
Dr R Ngcobo

TIER 3

Process Manager: Income
S Nxumalo
Process Manager: Revenue
B Ngobese
Process Manager: Budget
S Khoza
Process Manager: Procurement
D Ndlovu

TIER 3

Process Manager: Human Resources Management
Faith Ndlovu
Process Manager: Human Resources Development
(Vacant)
Process Manager: Sound Governance S Dubazana
Process Manager: ICT
X Ngebulana
Process Manager: Legal
Vacant

TIER 3

Process Manager: Health and Social Services
Vacant
Process Manager: Community Services
M Zuma
Process Manager: Risk Management
K Khumalo
Process Manager: ABM
L Kunene

TIER 3

Process Manager: Roads and Transportation
S Mbimbi
Process Manager: Electricity Management
Vacant
Process Manager: Water and Sanitation
B Sivparsad Programme Manager: PMU
S Kunene

TIER 3

Process Manager: Invest, Attract Retention & Expansion
S Zimu
Process Manager: Planning & Environment
Vacant
Process Manager: Infrastructure Planning & Survey
T Cowie
Process Manager: Human Settlements
E Nombungu

FUNCTIONS

Budget & Financial Control
Expenditure Management and Financial Control
Revenue Management & Customer Care
Supply Chain Management
Treasury and Financial Support

FUNCTIONS

Recruitment and Selection
Staff establishment
HR Support Services
Benefits Administration
Employee Relations
Occupational Health, Safety and Wellness
Skills Development
Organisational Development
Performance Management
Secretariat and Auxiliary
ICT
Registry
Legal services

FUNCTIONS

Clinic services
Environmental Health
HIV and AIDS
Parks
Sports and Recreation Facilities
Libraries and Art Gallery
Disaster Management
Fire and Emergency Services
Traffic and Security Services
Waste Management
Area Based Management

FUNCTIONS

Electricity Distribution, Technical Services,
Roads, Storm-water and Transportation
Public Works
Infrastructure Design & Implementation
Project Management
Water and Sanitation

FUNCTIONS

Economic Development and Growth: (SMME, Informal trade, Business attraction, retention, investment and Municipal Enterprises)
Development Management
Compliance and Forward Planning. – Real Estate and Housing. – Environmental Management and Land Survey, Building Inspectorate and Licensing.
Human Settlements

FUNCTIONAL ORGANOGRAM:

SENIOR MANAGEMENT STRUCTURE

MUNICIPAL MANAGER
MR. MXOLISI NKOSI

DMM: COMMUNITY SERVICES
MS. BONIWE ZULU

- PUBLIC SAFETY
- COMMUNITY DEVELOPMENT
- AREA BASED MANAGEMENT
- HEALTH AND SOCIAL SERVICES

DMM: ECONOMIC DEVELOPMENT
DR. RAY NGCOBO

- INFRASTRUCTURE PLANNING & SURVEY
- ECONOMIC DEVELOPMENT
- TOWN PLANNING AND ENVIRONMENTAL MANAGEMENT
- HUMAN SETTLEMENTS

DMM: FINANCIAL SERVICES
MRS. NELISIWE NGCOBO

- BUDGET OFFICE
- REVENUE OFFICE
- EXPENDITURE
- PROCUREMENT
- ASSETS

DMM: CORPORATE SERVICES
MS. MOSA MOLAPO

- HUMAN RESOURCES
- ICT
- LEGAL SERVICES
- SOUND GOVERNANCE

DMM: INFRASTRUCTURE SERVICES
MR SABATHA NOMNGANGA

- WATER AND SANITATION
- ELECTRICITY
- ROADS AND TRANSPORTATION
- FLEET
- PROJECT MANAGEMENT UNIT
- LANDFILL SITE

MANAGER: OFFICE OF MUNICIPAL MANAGER
MS. MADELEINE JACKSON

- MUNICIPAL MANAGERS OFFICE
- POLITICAL SUPPORT
- IDP/PERFORMANCE MANAGEMENT
- MANAGEMENT & COMMUNICATIONS

COMPONENT B: INTERGOVERNMENTAL RELATIONS

INTRODUCTION TO CO-OPERATIVE GOVERNANCE AND INTERGOVERNMENTAL RELATIONS

The municipality continues to receive full support from the Office of the MEC for Cooperative Governance and Traditional Affairs. Substantial support in the development of a financial recovery plan has also been obtained from National Treasury. The Provincial Treasury has also assisted in terms of developing both the strategic and operational risk registers of the municipality. Whilst the Municipal Infrastructure Grant (MIG) was the primary source of funding for capital projects related to infrastructure development and basic services, the following basic services are delivered to the community using mechanisms of intergovernmental relations with National/ Provincial Departments and/or parastatals:

Water & Sanitation - Department of Water Affairs and Umgeni Water;
Housing - Department of Human Settlements;
Electricity - Department of Minerals & Energy and Eskom

Various other grants, such as the Neighbourhood Partnership Development Grant, have been received for the implementation of projects. All information related to grants received is disclosed as required in the Annual Financial Statements.

2.3. INTERGOVERNMENTAL RELATIONS

NATIONAL INTERGOVERNMENTAL STRUCTURE

The Municipality is a participant in a number of national forums. On an administrative level, the Chief Financial Officer (CFO) participates in the CFO's Forum which is convened by the National Treasury and the office of the Auditor General. The Municipal Manager participates in the National Municipal Managers Forum convened by the South African Local Government Association (SALGA). Both Councillors and management also participate in the SALGA National Members Assembly. The Corporate Services Unit is a member of the National Municipal Capacity Coordinating and Monitoring Committee (NMCCMC). In light of the grant funding assistance received, the municipality participates in the National Treasury Forum in terms of the National Development Partnership Grant (NDPG). Participation in these national forums is key to be able to network, benchmark and expose the municipality to a variety of developmental and funding opportunities.

The municipality remains a member of the South African Cities Network at a national level. The Mayor sits on the Board of Directors of the SACN and the Municipal Manager is an alternate.

The municipality continues to enjoy favourable relations with the following National Departments who have provided conditional grants to the municipality:

TABLE 22:		
PROJECT DESCRIPTION	FUNDER	2014 2015
NDPG	NAT TREASURY	29,500,000
MIG	NAT TREASURY	163,158,000
MASSIFICATION	COGTA	4,277,000
MWIG	NAT TREASURY	11,389,000
INEP	NAT TREASURY	2,000,000
ELECTRICITY - NHLALAKAHLE	PROV TREASURY	4,650,013
LIBRARY	ARTS & CULTURE	22,218,000
WADLEY STADIUM	SPORTS	
TATHAM ART GALLERY	ARTS & CULTURE	862,000
EPWP	NAT TREASURY	2,782,000
FMG	NAT TREASURY	1,600,000
MSIG	NAT TREASURY	934,000
PTIG	NAT TREASURY	100,000,000
		343,370,013
NOT ON DORA/PROV GAZETTE		
GEDI	HUMAN SETTLEMENTS	29,173,129
GEDI	HUMAN SETTLEMENTS VIA STOWELL	797,073
OPERATION - DLULISUMLANDO	DEPT OF AGRICULTURE	500,000
CINDERELLA/MADIBA	HUMAN SETTLEMENTS	151,416
PMB URBAN RENEWAL	COGTA	8,000,000
		382,051,057
EQUITABLE SHARE	NAT TREASURY	373,541,000
HOUSING ACCREDITATION	HUMAN SETTLEMENTS	12,024,750
INDIRECT TRANSFERS	NAT TREASURY	
		767,616,807

PROVINCIAL INTERGOVERNMENTAL STRUCTURE

The Municipal Manager and the Mayor participate in the technical and provincial MUNIMEC respectively. They also participate in the Premier's Coordinating Forum. The provincial SALGA convene the provincial MM's Forum of which the Municipal Manager does attend. The Mayor is the chairperson of the provincial SALGA Human Resources Working Group.

RELATIONSHIPS WITH MUNICIPAL ENTITIES

The municipality has one municipal entity called Safe City. Safe City is dedicated to making the City of Pietermaritzburg a better place in which to live, work and play. The project has a number of elements, including:

1. The monitoring of crime through 70 CCTV cameras in the City;
2. An SMS programme which encourages citizens to report suspicious behaviour and activities;
3. c-SAFE, a panic alert system accessible from your cell phone.

During the 2014/ 2015 financial year, the municipality took a decision to investigate the establishment of municipal entities for the following functions:

- Municipal Market;
- Forestery; and
- Airport

The studies in this regard have been concluded and the implementation of the same is being explored in the 2015/ 2016 financial year.

DISTRICT INTERGOVERNMENTAL STRUCTURES

The Municipal Manager and the Mayor are members of the Technical District and Mayoral district Forum respectively. The Municipal Manager is also the Chairperson of the District Corporate Services Forum.

COMPONENT C: PUBLIC ACCOUNTABILITY AND PARTICIPATION

OVERVIEW OF PUBLIC ACCOUNTABILITY AND PARTICIPATION

During the 2014/2015 financial year, the municipality had 37 functional ward committees which serve as a conduit between the municipality and the committee. In addition, a public participation policy and guideline was developed and approved by Council. In addition to ward committees, the Service Delivery and Budget Implementation Plan (SDBIP) is made public and published on the municipal website. This contains projected financial and service delivery Indicators and deliverables. Members of the public are also invited to participate in the Oversight process related to the Annual Report.

In the promotion of public accountability and participation members of the public are invited to attend all meetings of the Council and its committees. Another mechanism of public participation is conducted through Mayoral Budget and Integrated Development Plan (IDP) Izimbizo's. These are held prior to developing the draft budget in order to provide feedback to the community the implementation of projects in the current financial year and to illicit the needs of the community in order to provide input for the new financial year. A second Izimbizo is held once the draft budget has been developed in order to inform the public of key elements in the proposed budget and illicit responses thereto.

Section 2.4 below provides an outline of further mechanisms which the municipality utilizes as a mean of public participation.

2.4. PUBLIC MEETINGS

COMMUNICATION, PARTICIPATION AND FORUMS

The Draft Process Plan was approved by Full Council and published for public comment during the month of July 2014. The process plan was placed on the municipal website and around municipal buildings for public viewing. The Process Plan indicates different activities and milestones which are reflected in terms of the IDP review and PMS and Budget implementation and monitoring. The Msunduzi Municipality has a structured program of public participation. This program is reflected in the Process Plan and forms the basis for citizenry engagement framework which is currently mooted in a form of a public participation policy.

The following are forms of citizenry participation that are utilized by the Municipality to ensure the citizen and stakeholders voice are accommodated in the planning, execution and review of the IDP, Budget and PMS processes:

- Ward Committee Monthly Meetings
- Stakeholders Quarterly Meeting (Reporting on PMS Progress/SDBIP and IDP)
- Monthly Community Meetings by Councilors (due to financial constrains-are held once in two months /6 meetings per annum per ward
- Project Based Meetings
- Sector Plan Based Engagements
- Executive Committee – Public Gallery
- Full Council Meeting – Public Gallery
- Integrated Development Planning Meetings
- Izimbizo: Public Meetings for Budget, IDP etc
- Municipal Property Rates Act (MPRA)
- Service Standard or Charter
- Community Based Planning
- Complaints Register: Customer Care and Batho Pele Engagements
- Sukuma Sakhe – Premier's Flagship Tool for Accelerated Service Delivery at a Ward Base Level
- Attendance to invitations by Interest groups
- Partnerships and MOUs: MIDI, etc

During the 2014/15 Financial Year the IDP Representatives Forum was revived and met three times with the primary objective of aligning municipal programmes with those of sector departments. The forum will meet on a quarterly basis's and will assist in driving the implementation of the IDP. Msunduzi Municipality has a developed communication strategy which embraces the need for responsiveness towards members of public complaints and ensuring the implementation of Batho Pele Principles.

The above various forms of public participation engagements are conducted throughout the year specifically at an operational level and then some of them are organized on a fortnightly, monthly, quarterly and annually as reflected in our Process Plan. Due to the magnitude of the events the municipality hosts an events management policy has been developed and adopted on the 26th of June 2015. The municipality takes public participation with the utmost dignity and complies with all the relevant legislation.

WARD COMMITTEES

Section 74 of the Municipal Structures Act, and regulation 5 of the Government Gazette No. 27699 Ward Committee, state that Ward Committees may have powers and functions delegated to them (which are essentially advisory in nature) in terms of S59 of the Municipal Systems Act, these are:

1) To serve as an official specialized participatory structure in the Msunduzi Municipality.
2) To create formal unbiased communication channels as well as a co-operative partnership between the community and the Council.
3) Advise and make recommendations to the Ward Councillor on matters of policy affecting the Ward.
4) Assisting the Ward Councillors in identifying the challenges and needs of residents.
5) Dissemination of information in the Ward concerning municipal affairs such as the budget, integrated development planning, performance management systems, service delivery options and municipal properties.
6) Receive queries and complaints from residents concerning municipal service delivery, communication with Council and provide feedback to the community on Council's response.
7) Ensure constructive and harmonious interaction between the municipality and community through the use and co-ordination of ward residents meetings and other community development forums,
8) and Interact with other organizations and forums on matters affecting the ward.

A ward committee may also make recommendations on any matter affecting its ward to the ward councillor or through the ward councillor to the local council.

PUBLIC MEETINGS

In total 273 ward committee meetings were held and 224 community meetings were held, broken down as follows:

WARD COMMITTEE MEETINGS 2014 /2015 FY

TABLE 23: MANAGER: OFFICE OF THE MUNICIPAL MANAGER / OFFICE OF THE SPEAKER - MSUNDUZI MUNICIPALITY RECORD OF CHALLENGES / COMPLAINTS / REQUESTS FOR SERVICES PER WARD AS PER CIRCULAR 63 - MUNICIPAL FINANCE MANAGEMENT ACT 2014/2015										
WARD COMMITTEE MEETINGS										
WARD	Date of Meeting	Number of Participating Municipal Councillors	Number of Participating Municipal Administrators	Number of Ward Committee members attending	Challenges / Complaints / Requests for Services received	Date information forwarded to Customer Care / Relevant Department for actioning	Date followed up with Customer Care / Relevant Department	Measures taken to address Challenges / Complaints / Requests for Services received per ward	Status of Challenges / Complaints / Requests for Services received per ward	Dates and manner of feedback given to Councillors to forward to the Ward Committee
1	19.08.2014	1	Nil	6	Electricity interruptions	01.09.2014	08.09.2014	Forwarded to Customer Care and relevant unit	The issue was addressed by electricity unit	The Cllr contacted the relevant unit
	17.09.2014	1	Nil	6	Water challenge in the ward	23.09.2014	30.09.2014	Forwarded to relevant unit	The issue was addressed by unit	The Cllr was contacted direct by the relevant unit
	22.10.2014	1	Nil	5	State of halls in the ward	27.10.2014	27.10.2014	Forwarded to relevant unit	The issue was addressed by unit	The Cllr was contacted direct by the relevant unit
	13.11.2014	1	Nil	5	Water challenge in the ward	30.11.2014	01.12.2014	Forwarded to Customer Care and relevant unit	Complaint was resolved	The Cllr was contacted direct by the relevant unit
	07.02.2015	1	Nil	6	Gravel Maintenance Plan was to be requested from the roads unit	01.06.2015	05.06.2015	Forwarded to relevant unit	Roads unit met with the Cllr	Cllr dealt direct with the relevant unit
	21.05.2015	1	Nil	4	Access roads challenges in the ward	30.06.2015	03.07.2015	Forwarded to relevant unit	Roads unit met with the Cllr	Cllr dealt direct with the relevant unit
	04.06.2015	1	Nil	5	Speed humps	08.06.2015		Forwarded to relevant unit	Roads unit met with the Cllr	The Cllr was contacted direct by the relevant unit
2	15.08.14	1	Nil	6	Gravel Maintenance Plan	01.09.2014	05.09.2014	Forwarded to Customer Care and relevant unit	Roads unit met with the Cllr	Cllr dealt direct with the relevant unit
	08.09.2014	1	Nil	7	Constant Electricity interruptions	01.10.2014	02.10.2014	Forwarded to Customer Care and relevant unit	The issue was addressed by electricity unit	Cllr dealt direct with the relevant unit
	17.10.2-014	1	Nil	7	Water	31.10.2014	03.11.2014	Forwarded to relevant unit	Complaint was resolved	Cllr dealt direct with the relevant unit
	07.11.2014	1	Nil	8	Crime	30.11.2014	30.11.2014	Cllr will have a meeting with SAPS	Complaint will be monitored by SAPS	Cllr requested SAPS to keep monitoring the situation in the area.
	24.02.2015	1	Nil	8	Access Road	30.03.2015	04.04.2015	Forwarded to relevant unit	Roads unit met with the Cllr	Cllr dealt direct with the relevant unit
	20.03.2015	1	Nil	10	VDA-Housing	01.04.2015	07.04.2015	The Cllr communicated direct to VDA	VDA will attend housing queries on continuous basis	Cllr dealt direct with VDA to resolve the challenges
	26.04.2015	1	Nil	8	Unemployment challenge	04.05.2015	09.05.2015	Cllr will have a meeting with Labour dept and NYDA	Cllr will organise a meeting with the two depts	Cllr will deal direct with the challenge
	08.05.2015	1	Nil	5	Development	01.06.2015	01.06.2015	Cllr was advised by Speaker's office to communicate with IDP office	Cllr will set up appointment with IDP office	Cllr will set up appointment with IDP office
	26.06.2015	1	Nil	6	Development	01.06.2015	01.06.2015	Cllr was advised by Speaker's office to communicate with IDP office	Cllr will set up appointment with IDP office	Cllr will set up appointment with IDP office
3	06.07.2014	1	Nil	6	Drains	31.07.2014	03.08.2014	Forwarded to relevant unit	Roads unit met with the Cllr	Cllr dealt direct with the relevant unit
	03.08.2014	1	Nil	6	VDA-Housing	01.09.2014	02.09.2014	The Cllr communicated direct to VDA	VDA will attend housing queries on continuos basis	Cllr dealt direct with VDA to resolve the challenges
	21.09.2015	1	Nil	7	Unemployment	01.10.2014	05.10.2014	Cllr will have a meeting with Labour dept and NYDA	Cllr will organise a meeting with the two depts.	Cllr will deal direct with the challenge

TABLE 23: MANAGER: OFFICE OF THE MUNICIPAL MANAGER / OFFICE OF THE SPEAKER - MSUNDUZI MUNICIPALITY RECORD OF CHALLENGES / COMPLAINTS / REQUESTS FOR SERVICES PER WARD AS PER CIRCULAR 63 - MUNICIPAL FINANCE MANAGEMENT ACT 2014/2015

WARD COMMITTEE MEETINGS										
WARD	Date of Meeting	Number of Participating Municipal Councillors	Number of Participating Municipal Administrators	Number of Ward Committee members attending	Challenges / Complaints / Requests for Services received	Date information forwarded to Customer Care / Relevant Department for actioning	Date followed up with Customer Care / Relevant Department	Measures taken to address Challenges / Complaints / Requests for Services received per ward	Status of Challenges / Complaints / Requests for Services received per ward	Dates and manner of feedback given to Councillors to forward to the Ward Committee
3	26.10.2014	1	Nil	7	Access Roads challenge	31.10.2014	04.11.2014	Forwarded to relevant unit	Roads unit met with the Cllr	Cllr dealt direct with the relevant unit
	18.01.2015	1	Nil	6	Crime	02.03.2015	02.03.2015	Cllr will have a meeting with SAPS	Complaint will be monitored by SAPS	Cllr requested SAPS to keep monitoring the situation in the area.
	15.02.2015	1	Nil	9	Street Lights	31.03.2015	02.04.2015	Forwarded to Customer Care and relevant unit	The issue was addressed by electricity unit / ESKOM	The Cllr contacted the relevant unit
	08.03.2015	1	Nil	9	Electricity	31.03.2015	02.04.2015	Forwarded to Customer Care and relevant unit	The issue was addressed by electricity unit / ESKOM	The Cllr contacted the relevant unit
	26.04.2015	1	Nil	9	Gravel Maintenance Plan	04.05.2015	07.05.2015	Forwarded to Customer Care and relevant unit	Roads unit met with the Cllr	Cllr dealt direct with the relevant unit
4	10.08.2014	1	Nil	6	VDA-Housing	01.09.2014	04.09.2014	The Cllr communicated direct to VDA	VDA will attend housing queries on continuous basis	Cllr dealt direct with VDA to resolve the challenges
	07.09.2014	1	Nil	6	Gravel Maintenance Plan	10.09.2014	16.09.2014	Forwarded to Customer Care and relevant unit	Roads unit met with the Cllr	Cllr dealt direct with the relevant unit
	19.10.2014	1	Nil		Access Road challenge	31.10.2014	04.11.2014	Forwarded to relevant unit	Roads unit met with the Cllr	Cllr dealt direct with the relevant unit
	02.11.2014	1	Nil	7	Sports Facilities	30.11.2014	07.12.2014	Cllr was advised by Speaker's office to communicate with IDP office	Cllr will set up appointment with IDP office	Cllr will set up appointment with IDP office
	18.01.2015	1	Nil	6	Electricity	02.02.2015	06.02.2015	Forwarded to Customer Care and relevant unit	The issue was addressed by electricity unit / ESKOM	The Cllr contacted the relevant unit
	31.05.2015	1	Nil	6	Street Lights	30.06.2015	03.07.2015	Forwarded to Customer Care and relevant unit	The issue was addressed by electricity unit / ESKOM	The Cllr contacted the relevant unit
	14.06.2015	1	Nil	9	Street Lights	30.06.2015	03.07.2015	Forwarded to Customer Care and relevant unit	The issue was addressed by electricity unit / ESKOM	The Cllr contacted the relevant unit
5	16.07.2014	1	Nil	9	Water	31.07.2014	N/A	Forwarded to Customer Care and relevant unit	The issue is being addressed by water and sanitation unit on continuously	The Cllr was contacted direct by the relevant unit
	18.08.2014	1	Nil	8	Speed Humps	01.09.2014	N/A	Forwarded to relevant unit	Roads unit met with the Cllr	Cllr dealt direct with the relevant unit
	19.08.2014	1	Nil	6	Contsruction of road was too small	01.10.2014	N/A	Forwarded to relevant unit	Roads unit met with the Cllr	Cllr dealt direct with the relevant unit
	17.10.2014	1	Nil	8	Electricity	31.10.2014	N/A	Forwarded to Customer Care and relevant unit	The issue was addressed by electricity unit / ESKOM	The Cllr contacted the relevant unit
	01.12.2914	1	Nil	5	Sport facilities	31.12.2014	N/A	Cllr was advised by Speaker's office to communicate with IDP office	Cllr will set up appointment with IDP office	Cllr will set up appointment with IDP office
	28.01.2015	1	Nil	7	VDA-Housing	02.03.2015	N/A	The Cllr communicated direct to VDA	VDA will attend housing queries on continuous basis	Cllr dealt direct with VDA to resolve the challenges
	04.02.2015	1	Nil	8	Potholes	02.03.2015	N/A	Forwarded to relevant unit	Roads unit met with the Cllr	Cllr dealt direct with the relevant unit
	02.03.2015	1	Nil	7	Unemployment	31.03.2015	N/A	Cllr will have a meeting with Labour dept. and NYDA	Cllr will organize a meeting with the two depts.	Cllr will deal direct with the challenge
	19.04.2015	1	Nil	5	Crime	04.05.2015	N/A	Cllr will have a meeting with SAPS	Complaint will be monitored by SAPS	Cllr requested SAPS to keep monitoring the situation in the area.
	08.05.2015	1	Nil	9	Housing	01.06.2015	N/A	The Cllr communicated direct to VDA	VDA will attend housing queries on continuous basis	Cllr dealt direct with VDA to resolve the challenges

TABLE 23: MANAGER: OFFICE OF THE MUNICIPAL MANAGER / OFFICE OF THE SPEAKER - MSUNDUZI MUNICIPALITY RECORD OF CHALLENGES / COMPLAINTS / REQUESTS FOR SERVICES PER WARD AS PER CIRCULAR 63 - MUNICIPAL FINANCE MANAGEMENT ACT 2014/2015

WARD COMMITTEE MEETINGS										
WARD	Date of Meeting	Number of Participating Municipal Councillors	Number of Participating Municipal Administrators	Number of Ward Committee members attending	Challenges / Complaints / Requests for Services received	Date information forwarded to Customer Care / Relevant Department for actioning	Date followed up with Customer Care / Relevant Department	Measures taken to address Challenges / Complaints / Requests for Services received per ward	Status of Challenges / Complaints / Requests for Services received per ward	Dates and manner of feedback given to Councillors to forward to the Ward Committee
5	05.06.2015	1	Nil	6	Housing	07.06.2015	N/A	The Cllr communicated direct to VDA	VDA will attend housing queries on continuous basis	Cllr dealt direct with VDA to resolve the challenges
6	13.09.2014	1	Nil	6	Water	01.10.2014	N/A	Forwarded to Customer Care and relevant unit	The issue is being addressed by water and sanitation unit on continuously	The Cllr was contacted direct by the relevant unit
	11.10.2014	1	Nil	6	Electricity	31.10.2014	N/A	Forwarded to Customer Care and relevant unit	The issue was addressed by electricity unit / ESKOM	The Cllr contacted the relevant unit
	18.01.2015	1	Nil	6	Street Lights	02.02.2015	N/A	Forwarded to Customer Care and relevant unit	The issue was addressed by electricity unit / ESKOM	The Cllr contacted the relevant unit
	02.05.2015	1	Nil	6	Gravel Maintenance Plan	30.06.2015	N/A	Forwarded to relevant unit	Roads unit met with the Cllr	Cllr dealt direct with the relevant unit
	07.06.2015	1	Nil	6	Gravel Maintenance Plan	30.06.2015	N/A	Forwarded to relevant unit	Roads unit met with the Cllr	Cllr dealt direct with the relevant unit
7	27.07.2014	1	Nil	7	Pre-paid meters	31.07.2014	N/A	Ongoing	Ongoing	The issue is being addressed on continuous basis by the relevant unit / ESKOM
	07.09.2014	1	Nil	10	Report back on roads issue, service delivery	01.10.2014	N/A	N/A	N/A	N/A
	19.11.2014	1	Nil	5	Speed Humps	30.11.2014	N/A	Forwarded to relevant unit	Roads unit met with the Cllr	Cllr dealt direct with the relevant unit
	08.02.2015	1	Nil	6	VDA-Housing	02.03.2015	N/A	The Cllr communicated direct to VDA	VDA will attend housing queries on continuous basis	Cllr dealt direct with VDA to resolve the challenges
	26.03.2015	1	Nil	7	Installation of geysers	31.03.2015	N/A	Forwarded to relevant service providers / ESKOM	Service provider met with the Cllr	Cllr dealt direct with the relevant service provider
	21.05.2015	1	Nil	6	Installation of geysers	31.05.2015	N/A	Forwarded to relevant service providers / ESKOM	Service provider met with the Cllr	Cllr dealt direct with the relevant service provider
8	05.09.2014	1	Nil	8	Renovation / Upgrading of Market Stalls	01.10.2014	N/A	Request was forward to Economic Development unit	Cllr communicated direct with the relevant unit	Cllr to follow up with Customer Care
	05.10.2014	1	Nil	5	Upgrading of Access roads	31.10.2014	05.11.2014	Forwarded to Customer Care and relevant unit	Cllr communicated direct with the relevant unit	Cllr forwarded request to the relevant unit
	03.01.2015	1	Nil	7	Establishment / construction of Community Hall	02.02.2015	N/A	Forwarded to the relevant unit	Follow up with Customer Care	Cllr to follow up with Customer Care
	20.02.2015	1	Nil	5	Urgent need of Crèche, Clinic & Primary	31.03.2015	N/A	Cllr will set up appointment with IDP office	Cllr will set up appointment with IDP office	Cllr will set up appointment with IDP office
	08.04.2014	1	Nil	11	Water issues	04.05.2015	N/A	Forwarded to Customer Care	Follow up with Customer Care	Cllr to follow up with Customer Care
	15.06.2015	1	Nil	6	Upgrade on roads and installation on electricity on RDP houses	30.06.2015	N/A	Forwarded to the relevant unit	Cllr communicated direct with the relevant unit	The issue is being addressed on continuous basis by the relevant unit / ESKOM
9	02.11.2014	1	Nil	8	Upgrading of Access roads	30.11.2014	N/A	Cllr communicated direct with the relevant unit	Cllr forwarded request to the relevant unit	Cllr forwarded request to the relevant unit
	25.01.2015	1	Nil	8	Toilets	02.03.2015	N/A	Cllr forwarded request to the relevant unit	Cllr forwarded request to the relevant unit	Cllr to follow up with Water and sanitation unit
	18.02.2015	1	Nil	8	Vda - housing	02.03.2015	N/A	Cllr communicated direct with the relevant unit / VDA	Cllr communicated direct with the relevant unit	The issue is being addressed on continuous basis by the relevant unit / VDA
	01.03.2015	1	Nil	7	Access road	31.03.2015	N/A	Forwarded to Customer Care and relevant unit	Roads unit met with the Cllr	Cllr dealt direct with the relevant unit

TABLE 23: MANAGER: OFFICE OF THE MUNICIPAL MANAGER / OFFICE OF THE SPEAKER - MSUNDUZI MUNICIPALITY RECORD OF CHALLENGES / COMPLAINTS / REQUESTS FOR SERVICES PER WARD AS PER CIRCULAR 63 - MUNICIPAL FINANCE MANAGEMENT ACT 2014/2015

WARD COMMITTEE MEETINGS										
WARD	Date of Meeting	Number of Participating Municipal Councillors	Number of Participating Municipal Administrators	Number of Ward Committee members attending	Challenges / Complaints / Requests for Services received	Date information forwarded to Customer Care / Relevant Department for actioning	Date followed up with Customer Care / Relevant Department	Measures taken to address Challenges / Complaints / Requests for Services received per ward	Status of Challenges / Complaints / Requests for Services received per ward	Dates and manner of feedback given to Councillors to forward to the Ward Committee
9	19.05.2015	1	Nil	5	Construction of roads	01.06.2015	N/A	completed	completed	Cllr dealt direct with the relevant unit
	25.06.2015	1	Nil	7	Water & electricity	30.06.2015	N/A	Cllr dealt direct with the relevant unit	Cllr dealt direct with the relevant unit	The issue is being addressed on continuous basis by the relevant unit and ESKOM
10	12.08.2014	1	Nil	8	Installation of sewer pipes	01.09.2014	N/A	in progress	under way	Challenges are addressed as and when they come
	16.09.2014	1	Nil	8	Toilets	19.09.2014	N/A	Request was forwarded to Water and Sanitation	Cllr dealt direct with the relevant unit	Cllr dealt direct with the relevant unit
	14.10.2014	1	Nil	8	Electricity interruptions	21.10.2014	21.10.2014	Forwarded to Customer Care and relevant unit	Cllr dealt direct with the relevant unit	The issue is being addressed on continuous basis by the relevant unit and ESKOM
	11.11.2014	1	Nil	8	Water leaks	18.11.2014	18.11.2014	Forwarded to Customer Care and relevant unit	Complaint was resolved	Complaint was resolved
	02.12.2014	1	Nil	8	Roads and speed humps	09.12.2014	N/A	Forwarded to Customer Care and relevant unit	Cllr dealt direct with the relevant unit	To be addressed in the next financial year.
	07.04.2015	1	Nil	8	RDP housing	16.04.2015	N/A	Forwarded to Customer Care and relevant unit	Cllr dealt direct with the relevant unit	Awaiting funding from Human Settlement
11	14.07.2014	1	Nil	8	Community Hall	31.07.2014	N/A	Project completed	Project completed	Project completed
	20.11.2014	1	Nil	8	Tarring of Noshezi road	30.11.2014	N/A	Project completed	Project completed	Project completed
	12.01.2015	1	Nil	8	Water	02.02.2015	02.02.2015	Forwarded to Customer Care and relevant unit	Complaint was resolved	Cllr dealt direct with the relevant unit
	02.02.2015	1	Nil	7	Standpipes leaking	02.03.2015	02.03.2015	Forwarded to Customer Care and relevant unit	Complaint was resolved	Cllr dealt direct with the relevant unit
	09.03.2015	1	Nil	7	Unemployment	04.05.2015	N/A	Forwarded to Customer Care	Follow up with Customer Care	Cllr to follow up with Customer Care
	13.04.2015	1	Nil	8	Street humps (Makholwa School)	01.06.2015	N/A	Forwarded to relevant unit	Roads unit met with the Cllr	Cllr dealt direct with the relevant unit
	11.05.2015		1	5	Water	30.06.2015	30.06.2015	Forwarded to Customer Care and relevant unit	Complaint was resolved	Cllr dealt direct with the relevant unit
12	18.07.2014	1	Nil	5	Fixing of bridge	31.07.2014	31.07.2014	Forwarded to Customer Care and relevant unit	Cllr dealt direct with the relevant unit	Cllr dealt direct with the relevant unit
	22.11.2014	1	Nil	6	Refuse removal	30.11.2014	30.11.2014	Forwarded to Customer Care and relevant unit	Complaint was resolved	Cllr dealt direct with the relevant unit
	25.11.2014	1	Nil	8	Street lights	30.11.2014	30.11.2014	Forwarded to Customer Care and relevant unit	Complaint was resolved	Cllr dealt direct with the relevant unit
	28.01.2015	1	Nil	10	Grass cutting	02.03.2015	N/A	Forwarded to Customer Care and relevant unit	Complaint was resolved	Cllr dealt direct with the relevant unit
	22.02.2015	1	Nil	9	Low cost housing	02.03.2015	N/A	Forwarded to Customer Care and relevant unit	Cllr dealt direct with the relevant unit	Awaiting funding from Human Settlement
13	01.08.2014	1	Nil	7	Street lights	04.08.2014	04.08.2014	Forwarded to Customer Care and relevant unit	Complaint was resolved	Cllr dealt direct with the relevant unit
	09.09.2014	1	Nil	5	Water leaks	12.09.2014	15.09.2014	Forwarded to Customer Care and relevant unit	Complaint was resolved	Complaint was resolved
	12.10.2014	1	Nil	6	Refuse removal	13.10.2014	17.10.2014	Forwarded to Customer Care and relevant unit	Complaint was resolved	Cllr dealt direct with the relevant unit
	06.11.2014	1	Nil	6	Low cost housing project	11.11.2014	N/A	Forwarded to Customer Care and relevant unit	Cllr dealt direct with the relevant unit	Awaiting funding from Human Settlement

TABLE 23: MANAGER: OFFICE OF THE MUNICIPAL MANAGER / OFFICE OF THE SPEAKER - MSUNDUZI MUNICIPALITY RECORD OF CHALLENGES / COMPLAINTS / REQUESTS FOR SERVICES PER WARD AS PER CIRCULAR 63 - MUNICIPAL FINANCE MANAGEMENT ACT 2014/2015

WARD COMMITTEE MEETINGS										
WARD	Date of Meeting	Number of Participating Municipal Councillors	Number of Participating Municipal Administrators	Number of Ward Committee members attending	Challenges / Complaints / Requests for Services received	Date information forwarded to Customer Care / Relevant Department for actioning	Date followed up with Customer Care / Relevant Department	Measures taken to address Challenges / Complaints / Requests for Services received per ward	Status of Challenges / Complaints / Requests for Services received per ward	Dates and manner of feedback given to Councillors to forward to the Ward Committee
14	14.08.2014	1	Nil	10	Revamping of Tomu & Right Roads	01.09.2014	05.09.2014	Forwarded to Customer Care and relevant unit	Complaint was resolved	Cllr dealt direct with the relevant unit
	18.01.2015	1	Nil	10	Speed humps	02.02.2015	02.02.2015	Forwarded to relevant unit	Roads unit met with the Cllr	Cllr dealt direct with the relevant unit
	15.03.2015	1	Nil	10	Crime	31.03.2015	02.04.2015	Cllr will have a meeting with SAPS	Complaint will be monitored by SAPS	Cllr requested SAPS to keep monitoring the situation in the area.
	19.04.2015	1	Nil	6	Drugs	19.04.2015	20.04.2015	Cllr will have a meeting with SAPS	Complaint will be monitored by SAPS	Cllr requested SAPS to keep monitoring the situation in the area.
	24.05.2015	1	Nil	6	Water	24.05.2015	25.05.2015	Forwarded to Customer Care and relevant unit	Complaint was resolved	Cllr dealt direct with the relevant unit
15	14.08.2014	1	Nil	3	Proposal - Purchase of slot to be used as day care centre	01.09.2014	N/A	N/A	N/A	N/A
	04.09.2014	1	Nil	5	Briefing of EPWP contract workers	01.10.2014	N/A	N/A	N/A	N/A
	27.10.2014	1	Nil	6	Community Hall - Unit 18	31.10.2014	N/A	Project completed	Project completed	Project completed
	11.12.2014	1	Nil	6	Master lights	31.12.2014	N/A	Forwarded to Customer Care and relevant unit	Cllr dealt direct with the relevant unit	Cllr will set up appointment with IDP office and Electricity unit
	30.01.2015	2	Nil	8	Update walkways issues	03.02.2015	N/A	N/A	N/A	N/A
	07.05.2015	1	Nil	9	Master lights	01.06.2015	N/A	Forwarded to Customer Care and relevant unit	Cllr dealt direct with the relevant unit	Cllr will set up appointment with IDP office
	29.06.2015	1	Nil	6	Land invasion	01.07.2015	01.07.2015	Forwarded to Customer Care and relevant unit	Complaint will be monitored by SAPS and Municipal Security	Cllr requested SAPS to keep monitoring the situation in the area.
16	01.07.2014	1	Nil	6	Crime	31.07.2014	N/A	Forwarded to SAPS	Complaint will be monitored by SAPS	Cllr requested SAPS to keep monitoring the situation in the area.
	25.08.2014	1	Nil	8	Title deeds	01.09.2014	N/A	Cllr communicated with the relevant unit	Cllr communicated with the relevant unit	Cllr communicated with the relevant unit
	28.09.2014	1	Nil	5	Potholes	01.10.2014	N/A	Cllr communicated with the relevant unit	Cllr communicated with the relevant unit	Cllr communicated with the relevant unit
	16.01.2015	1	Nil	6	Cable theft	02.02.2015	N/A	Cllr communicated with the relevant unit	Cllr communicated with the relevant unit	Cllr communicated with the relevant unit
	25.02.2015	1	Nil	5	Drainage	31.03.2015	N/A	Cllr communicated with the relevant unit	Cllr communicated with the relevant unit	Cllr communicated with the relevant unit
	25.03.2015	1	Nil	5	Street light	04.05.2015	N/A	Cllr communicated with the relevant unit	Cllr communicated with the relevant unit	Cllr communicated with the relevant unit
	29.04.2015	1	Nil	6	Stream cleaning	01.06.2015		Cllr communicated with the relevant unit	Cllr communicated with the relevant unit	Cllr communicated with the relevant unit
	28.06.2015	1	Nil	6	Clinic, sewer project, housing	30.07.2015	N/A	Cllr communicated with the relevant unit	Cllr communicated with the relevant unit	Cllr communicated with the relevant unit
17	12.10.2014	1	1	8	Drainage	31.10.2014	N/A	Forwarded to Customer Care	Follow up with Customer Care	Cllr to follow up with Customer Care
	13.11.2014	1	1	7	Potholes	30.11.2014	N/A	Forwarded to Customer Care	Follow up with Customer Care	Cllr to follow up with Customer Care

TABLE 23: MANAGER: OFFICE OF THE MUNICIPAL MANAGER / OFFICE OF THE SPEAKER - MSUNDUZI MUNICIPALITY RECORD OF CHALLENGES / COMPLAINTS / REQUESTS FOR SERVICES PER WARD AS PER CIRCULAR 63 - MUNICIPAL FINANCE MANAGEMENT ACT 2014/2015

WARD COMMITTEE MEETINGS										
WARD	Date of Meeting	Number of Participating Municipal Councillors	Number of Participating Municipal Administrators	Number of Ward Committee members attending	Challenges / Complaints / Requests for Services received	Date information forwarded to Customer Care / Relevant Department for actioning	Date followed up with Customer Care / Relevant Department	Measures taken to address Challenges / Complaints / Requests for Services received per ward	Status of Challenges / Complaints / Requests for Services received per ward	Dates and manner of feedback given to Councillors to forward to the Ward Committee
17	07.12.2014		1	8	Housing			Cllr communicated with the relevant unit	Cllr communicated with the relevant unit	Cllr communicated with the relevant unit
	28.01.2015	1	Nil	10	Electricity	02.03.2015	N/A	Cllr communicated with the relevant unit	Cllr communicated with the relevant unit	Cllr communicated with the relevant unit
	15.03.2015	1	1	8	Wire houses	31.03.2015	N/A	Cllr communicated with the relevant unit	Cllr communicated with the relevant unit	Cllr communicated with the relevant unit
	12.05.2015	1	Nil	7	Cleaning of walls	01.06.2015	N/A	Cllr communicated with the relevant unit	Cllr communicated with the relevant unit	Cllr communicated with the relevant unit
18	23.09.14	1	Nil	6	Land invasion	01.10.2014	01.10.2014	Forwarded to Customer Care and relevant unit	Complaint will be monitored by SAPS and Municipal Security	Cllr requested SAPS to keep monitoring the situation in the area.
	12.10.2014	1	Nil	6	Electricity	31.10.2014	31.10.2014	Cllr communicated with the relevant unit	Cllr communicated with the relevant unit	Cllr communicated with the relevant unit
	11.11.2014	1	Nil	7	Crime	30.11.2014	30.11.2014	Forwarded to SAPS	Complaint will be monitored by SAPS	Cllr requested SAPS to keep monitoring the situation in the area.
	21.11.2014	1	Nil	4	Water	30.11.2014	30.11.2014	Cllr communicated with the relevant unit	Cllr communicated with the relevant unit	Cllr communicated with the relevant unit
	06.02.2015	1	Nil	5	Crime	02.03.2015	02.03.2015	Cllr communicated with the relevant unit	Cllr communicated with the relevant unit	Cllr communicated with the relevant unit
	05.03.2015	1	Nil	5	Street lights	31.03.2015	31.03.2015	Cllr communicated with the relevant unit	Cllr communicated with the relevant unit	Cllr communicated with the relevant unit
	17.03.2015	1	Nil	7	Illegal dumping	31.03.2015	31.03.2015	Cllr communicated with the relevant unit	Cllr communicated with the relevant unit	Cllr communicated with the relevant unit
	12.05.2015	1	Nil	6	Sewerage	01.06.2015	01.06.2015	Cllr communicated with the relevant unit	Cllr communicated with the relevant unit	Cllr communicated with the relevant unit
	27.05.2015	1	Nil	10	Sewerage	30.06.2015	30.06.2015	Cllr communicated with the relevant unit	Cllr communicated with the relevant unit	Cllr communicated with the relevant unit
19	30.07.2014	1	Nil	7	Water leaking	31.07.2014	31.07.2014	Cllr communicated with the relevant unit	Cllr communicated with the relevant unit	Cllr communicated with the relevant unit
	27.08.2014	1	Nil	8	Speed humps	01.09.2014	01.09.2014	Cllr communicated with the relevant unit	Cllr communicated with the relevant unit	Cllr communicated with the relevant unit
	29.09.2014	1	Nil	9	Street lights	01.10.2014	01.10.2014	Cllr communicated with the relevant unit	Cllr communicated with the relevant unit	Cllr communicated with the relevant unit
	24.10.2014	1	Nil	7	Sport facilities	31.10.2014	31.10.2014	Cllr communicated with the relevant unit	Cllr communicated with the relevant unit	Cllr communicated with the relevant unit
	29.10.2014	1	Nil	7	Potholes	31.10.2014	31.10.2014	Cllr communicated with the relevant unit	Cllr communicated with the relevant unit	Cllr communicated with the relevant unit
	26.11.2014	1	Nil	5	Cleaning of outlets	30.11.2014	30.11.2014	Cllr communicated with the relevant unit	Cllr communicated with the relevant unit	Cllr communicated with the relevant unit
	05.12.2014	1	Nil	7	Crime	31.12.2014	31.12.2014	Forwarded to SAPS	Complaint will be monitored by SAPS	Cllr requested SAPS to keep monitoring the situation in the area.
	29.01.2015	1	Nil	7	Crime	02.02.2015	02.02.2015	Forwarded to SAPS	Complaint will be monitored by SAPS	Cllr requested SAPS to keep monitoring the situation in the area.
	25.02.2015	1	Nil	8	Potholes	02.03.2015	02.03.2015	Forwarded to SAPS	Complaint will be monitored by SAPS	Cllr requested SAPS to keep monitoring the situation in the area.

TABLE 23: MANAGER: OFFICE OF THE MUNICIPAL MANAGER / OFFICE OF THE SPEAKER - MSUNDUZI MUNICIPALITY RECORD OF CHALLENGES / COMPLAINTS / REQUESTS FOR SERVICES PER WARD AS PER CIRCULAR 63 - MUNICIPAL FINANCE MANAGEMENT ACT 2014/2015

WARD COMMITTEE MEETINGS										
WARD	Date of Meeting	Number of Participating Municipal Councillors	Number of Participating Municipal Administrators	Number of Ward Committee members attending	Challenges / Complaints / Requests for Services received	Date information forwarded to Customer Care / Relevant Department for actioning	Date followed up with Customer Care / Relevant Department	Measures taken to address Challenges / Complaints / Requests for Services received per ward	Status of Challenges / Complaints / Requests for Services received per ward	Dates and manner of feedback given to Councillors to forward to the Ward Committee
19	26.03.2015	1	Nil	7	Title deeds	31.03.2015	31.03.2015	Forwarded to SAPS	Complaint will be monitored by SAPS	Cllr requested SAPS to keep monitoring the situation in the area.
	10.04.2015	1	Nil	8	Update with regards to service delivery	04.05.2015	04.05.2015	Forwarded to Customer Care and relevant unit	Cllr dealt direct with the relevant unit	Cllr will set up appointment with IDP office
	22.04.2014	1	Nil	9	Crime	04.05.2015	N/A	Forwarded to SAPS	Complaint will be monitored by SAPS	Cllr requested SAPS to keep monitoring the situation in the area.
	05.05.2015	1	Nil	8	Potholes	01.06.2015	N/A	Cllr communicated with the relevant unit	Cllr communicated with the relevant unit	Cllr communicated with the relevant unit
	27.05.2015	1	Nil	9	Street lights	01.06.2015	N/A	Cllr communicated with the relevant unit	Cllr communicated with the relevant unit	Cllr communicated with the relevant unit
	26.06.2015	1	Nil	8	Ward Committee Workshop	30.06.2015	30.06.2015	Cllr communicated direct with the office of the Speaker	Cllr communicated direct with the office of the Speaker	Cllr communicated direct with the office of the Speaker
20	02.08.2014	1	Nil	6	Master lights required	01.09.2014	N/A	Cllr communicated with the relevant unit	Cllr communicated with the relevant unit	Cllr communicated with the relevant unit
	24.09.2014	1	Nil	7	Fix bridge, stand pipes	01.10.2014	N/A	Cllr communicated with the relevant unit	Cllr communicated with the relevant unit	Cllr communicated with the relevant unit
	29.01.2015	1	Nil	6	Gravel road	02.03.2015	N/A	Cllr communicated with the relevant unit	Cllr communicated with the relevant unit	Cllr communicated with the relevant unit
	11.04.2015	1	Nil	6	Application of Indigent	04.05.2015	N/A	Cllr communicated with the relevant unit	Cllr communicated with the relevant unit	Cllr communicated with the relevant unit
	21.06.2015	1	Nil	7	Land invasion, development, hall update	31.07.2015	N/A	Forwarded to Customer Care and relevant unit	Complaint will be monitored by SAPS and Municipal Security	Cllr requested SAPS to keep monitoring the situation in the area.
21	20.07.2014	N/A	Nil	8	Installation of new pipes	31.07.2014		Cllr communicated with the relevant unit	Cllr communicated with the relevant unit	Cllr communicated with the relevant unit
	21.09.2014	1	Nil	9	RDP houses	01.10.2014	N/A	Cllr communicated with the relevant unit	Cllr communicated with the relevant unit	Cllr communicated with the relevant unit
	01.02.2015	1	Nil	7	Issue of housing	02.03.2015	N/A	Cllr communicated with the relevant unit	Cllr communicated with the relevant unit	Cllr communicated with the relevant unit
	22.05.2015	1	Nil	7	Water leaks	01.06.2015	N/A	Cllr communicated with the relevant unit	Cllr communicated with the relevant unit	Cllr communicated with the relevant unit
22	03.08.2014	1	Nil	7	Water leaks	04.08.2014	04.08.2014	Cllr communicated with the relevant unit	Cllr communicated with the relevant unit	Cllr communicated with the relevant unit
	15.02.2015	1	Nil	8	Crime	16.02.2015	16.02.2015	Forwarded to SAPS	Complaint will be monitored by SAPS	Cllr requested SAPS to keep monitoring the situation in the area.
	15.03.2015	1	Nil	6	Application of Indigent	15.03.2015	16.03.2015	Cllr communicated with the relevant unit	Cllr communicated with the relevant unit	Cllr communicated with the relevant unit
	17.05.2015	1	1	9	Crime	18.05.2015	18.05.2015	Forwarded to SAPS	Complaint will be monitored by SAPS	Cllr requested SAPS to keep monitoring the situation in the area.
	21.06.2015	1	Nil	9	Drains	22.06.2015	22.06.2015	Forwarded to SAPS	Complaint will be monitored by SAPS	Cllr requested SAPS to keep monitoring the situation in the area.
23	26.10.2014	1	Nil	8	Potholes in Transit Area	31.10.2014	31.10.2014	Cllr communicated with the relevant unit	Cllr communicated with the relevant unit	Cllr communicated with the relevant unit

TABLE 23: MANAGER: OFFICE OF THE MUNICIPAL MANAGER / OFFICE OF THE SPEAKER - MSUNDUZI MUNICIPALITY RECORD OF CHALLENGES / COMPLAINTS / REQUESTS FOR SERVICES PER WARD AS PER CIRCULAR 63 - MUNICIPAL FINANCE MANAGEMENT ACT 2014/2015

WARD COMMITTEE MEETINGS										
WARD	Date of Meeting	Number of Participating Municipal Councillors	Number of Participating Municipal Administrators	Number of Ward Committee members attending	Challenges / Complaints / Requests for Services received	Date information forwarded to Customer Care / Relevant Department for actioning	Date followed up with Customer Care / Relevant Department	Measures taken to address Challenges / Complaints / Requests for Services received per ward	Status of Challenges / Complaints / Requests for Services received per ward	Dates and manner of feedback given to Councillors to forward to the Ward Committee
23	14.12.2014	1	Nil	9	Master Lights	31.12.2014	31.12.2014	Cllr communicated with the relevant unit	Cllr communicated with the relevant unit	Cllr communicated with the relevant unit
	15.02.2015	1	Nil	8	Renewal of RDA houses	02.03.2015	02.03.2015	Cllr communicated with the relevant unit	Cllr communicated with the relevant unit	Cllr communicated with the relevant unit
	08.03.2015	1	Nil	6	Drains	04.05.2015	04.05.2015	Cllr communicated with the relevant unit	Cllr communicated with the relevant unit	Cllr communicated with the relevant unit
	22.03.2015	1	Nil	4	Gravel Maintanance	04.05.2015	04.05.2015	Cllr communicated with the relevant unit	Cllr communicated with the relevant unit	Cllr communicated with the relevant unit
	26.04.2015	1	Nil	11	Master Lights - in Ashdown	04.05.2015	04.05.2015	Cllr communicated with the relevant unit	Cllr communicated with the relevant unit	Cllr communicated with the relevant unit
	24.05.2015	1	Nil	5	Crime	30.06.2015	30.06.2015	Forwarded to SAPS	Complaint will be monitored by SAPS	Cllr requested SAPS to keep monitoring the situation in the area.
24	07.08.2014	1	Nil	7	Introduction of new WC members, report back on building of clinic. Update on road maintenance.	01.09.2014	01.09.2014	N/A	N/A	N/A
	26.02.2015	1	Nil	5	Crime	31.03.2015	31.03.2015	Forwarded to SAPS	Complaint will be monitored by SAPS	Cllr requested SAPS to keep monitoring the situation in the area.
	26.04.2015	1	Nil	6	Growing Grass	27.04.2015	27.04.2015	Cllr communicated with the relevant unit	Cllr communicated with the relevant unit	Cllr communicated with the relevant unit
	24.05.2015	1	Nil		Drains challenge	25.05.2015	25.05.2015	Cllr communicated with the relevant unit	Cllr communicated with the relevant unit	Cllr communicated with the relevant unit
	28.06.2015	1	Nil		Streets lights	29.06.2015	29.06.2015	Cllr communicated with the relevant unit	Cllr communicated with the relevant unit	Cllr communicated with the relevant unit
25	29.07.2014	1	Nil	6	Crime	31.07.2014	31.07.2014	Forwarded to SAPS	Complaint will be monitored by SAPS	Cllr requested SAPS to keep monitoring the situation in the area.
	11.09.2014	1	Nil	7	Potholes	01.10.2014	N/A	Cllr communicated with the relevant unit	Cllr communicated with the relevant unit	Cllr communicated with the relevant unit
	02.10.2014	1	Nil	8	Maintenance of street lights	31.10.2014	N/A	Cllr communicated with the relevant unit	Cllr communicated with the relevant unit	Cllr communicated with the relevant unit
	04.11.2014	1	Nil	7	Refusal collection on time	30.11.2014	N/A	Cllr communicated with the relevant unit	Cllr communicated with the relevant unit	Cllr communicated with the relevant unit
	02.12.2014	1	Nil	9	Cleaning	31.12.2014	N/A	Cllr communicated with the relevant unit	Cllr communicated with the relevant unit	Cllr communicated with the relevant unit
	12.02.2015	1	Nil	6	Crime	02.03.2015	N/A	Forwarded to SAPS	Complaint will be monitored by SAPS	Cllr requested SAPS to keep monitoring the situation in the area.
	24.03.2015	1	Nil	7	Crime	01.04.2015	N/A	Forwarded to SAPS	Complaint will be monitored by SAPS	Cllr requested SAPS to keep monitoring the situation in the area.
	25.04.2015	1	Nil	5	Burglary	01.04.2015	N/A	Forwarded to SAPS	Complaint will be monitored by SAPS	Cllr requested SAPS to keep monitoring the situation in the area.
	28.04.2015	1	Nil	9	Report back on crime	01.06.2015	N/A	N/A	N/A	N/A
	23.06.2015	1	Nil	6	Vacancies in ward 25 committee, Town Bush stream	02.06.2015	02.06.2015	Forwarded to the office of the Speaker	Speaker's office planned ward committee by-elections	Cllr made a date to conduct ward committee by-elections

TABLE 23: MANAGER: OFFICE OF THE MUNICIPAL MANAGER / OFFICE OF THE SPEAKER - MSUNDUZI MUNICIPALITY RECORD OF CHALLENGES / COMPLAINTS / REQUESTS FOR SERVICES PER WARD AS PER CIRCULAR 63 - MUNICIPAL FINANCE MANAGEMENT ACT 2014/2015

WARD COMMITTEE MEETINGS										
WARD	Date of Meeting	Number of Participating Municipal Councillors	Number of Participating Municipal Administrators	Number of Ward Committee members attending	Challenges / Complaints / Requests for Services received	Date information forwarded to Customer Care / Relevant Department for actioning	Date followed up with Customer Care / Relevant Department	Measures taken to address Challenges / Complaints / Requests for Services received per ward	Status of Challenges / Complaints / Requests for Services received per ward	Dates and manner of feedback given to Councillors to forward to the Ward Committee
26	16.07.2014	1	Nil	9	Construction of road - Peaceville	31.07.2014	31.07.2014	Cllr communicated with the relevant unit	Cllr communicated with the relevant unit	Cllr communicated with the relevant unit
	17.09.2014	1	Nil	5	Maintenance of street lights	01.10.2014	01.10.2014	Cllr communicated with the relevant unit	Cllr communicated with the relevant unit	Cllr communicated with the relevant unit
	19.11.2014	1	Nil	5	Housing	30.11.2014	30.11.2014	Cllr communicated with the relevant unit	Cllr communicated with the relevant unit	Cllr communicated with the relevant unit
	17.12.2014	1	Nil	4	Speed humps	31.12.2014	31.12.2014	Cllr communicated with the relevant unit	Cllr communicated with the relevant unit	Cllr communicated with the relevant unit
	21.01.2015	1	Nil	5	Potholes	02.02.2015	02.02.2015	Cllr communicated with the relevant unit	Cllr communicated with the relevant unit	Cllr communicated with the relevant unit
	18.02.2015	1	Nil	6	Maintenance of street lights	02.03.2015	02.03.2015	Cllr communicated with the relevant unit	Cllr communicated with the relevant unit	Cllr communicated with the relevant unit
	18.03.2015	1	Nil	7	Burglary	31.03.2015	31.03.2015	Forwarded to SAPS	Complaint will be monitored by SAPS	Cllr requested SAPS to keep monitoring the situation in the area.
	21.04.2015	1	Nil	6	Crime	01.06.2015	31.03.2015	Forwarded to SAPS	Complaint will be monitored by SAPS	Cllr requested SAPS to keep monitoring the situation in the area.
	17.06.2015	1	Nil	8	Parks, verges and vacant land issues	01.06.2015	N/A	Cllr communicated with the relevant unit	Cllr communicated with the relevant unit	Cllr communicated with the relevant unit
27	20.08.2014	1	Nil	4	Illegal tuck-shop	01.09.2014	01.09.2014	Forwarded to Customer Care and relevant unit	Complaint will be monitored by SAPS and Municipal Security	Cllr requested SAPS to keep monitoring the situation in the area.
	17.09.2014			5	Drugs	01.10.2014	01.10.2014	Forwarded to Customer Care and relevant unit	Complaint will be monitored by SAPS	Cllr requested SAPS to keep monitoring the situation in the area.
	27.10.2014	1	Nil	7	Valuation roll	31.10.2014	31.10.2014	Cllr communicated with the relevant unit	Cllr communicated with the relevant unit	Cllr communicated with the relevant unit
	19.11.2014	1	Nil	7	Illegal dumping	30.11.2014	30.11.2014	Cllr communicated with the relevant unit	Cllr communicated with the relevant unit	Cllr communicated with the relevant unit
	21.01.2015	1	Nil	6	Water leaks	02.02.2015	02.02.2015	Cllr communicated with the relevant unit	Cllr communicated with the relevant unit	Cllr communicated with the relevant unit
	18.02.2015	1	Nil	5	Dales park construction site, health train	02.03.2015	02.03.2015	N/A	N/A	N/A
	18.03.2015	1	Nil	6	Drugs	31.03.2015	31.03.2015	Forwarded to Customer Care and relevant unit	Complaint will be monitored by SAPS	Cllr requested SAPS to keep monitoring the situation in the area.
	20.05.2015	1	Nil	8	Installation of street-lights	01.06.2015	01.06.2015	Forwarded to Customer Care and relevant unit	Complaint will be monitored by SAPS	Cllr requested SAPS to keep monitoring the situation in the area.
	17.06.2015	1	Nil	7	Water leaks, indigent application	30.06.2015	30.06.2015	Forwarded to Customer Care and relevant unit	Complaint will be monitored by SAPS	Cllr requested SAPS to keep monitoring the situation in the area.
28	10.07.2014	1	2	5	Crime	31.07.2014	31.07.2014	Forwarded to SAPS	Complaint will be monitored by SAPS	Cllr requested SAPS to keep monitoring the situation in the area.
	14.08.2014	1	1	9	Speed humps	01.09.2014	01.09.2014	Cllr communicated with the relevant unit	Cllr communicated with the relevant unit	Cllr communicated with the relevant unit
	11.09.2014	1	2	6	Water meter old	01.10.2014	01.10.2014	Cllr communicated with the relevant unit	Cllr communicated with the relevant unit	Cllr communicated with the relevant unit

TABLE 23: MANAGER: OFFICE OF THE MUNICIPAL MANAGER / OFFICE OF THE SPEAKER - MSUNDUZI MUNICIPALITY RECORD OF CHALLENGES / COMPLAINTS / REQUESTS FOR SERVICES PER WARD AS PER CIRCULAR 63 - MUNICIPAL FINANCE MANAGEMENT ACT 2014/2015

WARD COMMITTEE MEETINGS										
WARD	Date of Meeting	Number of Participating Municipal Councillors	Number of Participating Municipal Administrators	Number of Ward Committee members attending	Challenges / Complaints / Requests for Services received	Date information forwarded to Customer Care / Relevant Department for actioning	Date followed up with Customer Care / Relevant Department	Measures taken to address Challenges / Complaints / Requests for Services received per ward	Status of Challenges / Complaints / Requests for Services received per ward	Dates and manner of feedback given to Councillors to forward to the Ward Committee
28	23.10.2014	1	2	7	Drainage	31.10.2014	31.10.2014	Cllr communicated with the relevant unit	Cllr communicated with the relevant unit	Cllr communicated with the relevant unit
	12.11.2014	1	1	8	Sewerage	30.11.2014	30.11.2014	Cllr communicated with the relevant unit	Cllr communicated with the relevant unit	Cllr communicated with the relevant unit
	03.12.2014	1	1	7	Housing	31.12.2014	31.12.2014	Cllr communicated with the relevant unit	Cllr communicated with the relevant unit	Cllr communicated with the relevant unit
	05.02.2015	1	1	7	Illegal immigrants	02.03.2015	02.03.2015	N/A	N/A	N/A
	18.02.2015	1	1	6	Indigent application	02.03.2015	02.03.2015	Cllr communicated with the relevant unit	Cllr communicated with the relevant unit	Cllr communicated with the relevant unit
	22.04.2015	1	1	7	Electricity	01.06.2015	01.06.2015	Cllr communicated with the relevant unit	Cllr communicated with the relevant unit	Cllr communicated with the relevant unit
	25.06.2015	1	1	6	Transport, education, safety	01.07.2015	01.07.2015	N/A	N/A	N/A
	27.04.2015	1	1	8	Transport, education, safety	30.04.2015	30.04.2015	N/A	N/A	N/A
29	03.08.2014	1	1	5	Low cost housing	01.09.2014	01.09.2014	Cllr communicated with the relevant unit	Cllr communicated with the relevant unit	Cllr communicated with the relevant unit
	07.09.2014	1	1	4	Housing renovation	01.10.2014	01.10.2014	Cllr communicated with the relevant unit	Cllr communicated with the relevant unit	Cllr communicated with the relevant unit
	05.10.2014	1	1	4	Title deeds	31.10.2014	31.10.2014	Cllr communicated with the relevant unit	Cllr communicated with the relevant unit	Cllr communicated with the relevant unit
	30.11.2014		1	5	Access roads to be maintained	05.12.2014	05.12.2014	Cllr communicated with the relevant unit	Cllr communicated with the relevant unit	Cllr communicated with the relevant unit
	13.02.2015	1	1	5	Crime	02.03.2015	02.03.2015	Forwarded to SAPS	Complaint will be monitored by SAPS	Cllr requested SAPS to keep monitoring the situation in the area.
	12.04.2015	1	1	6	Illegal theft of electricity	12.04.2015	12.04.2015	Forwarded to SAPS	Complaint will be monitored by SAPS	Cllr requested SAPS to keep monitoring the situation in the area.
	03.05.2015	1	1	5	Electricity	03.05.2015	03.05.2015	Cllr communicated with the relevant unit	Cllr communicated with the relevant unit	Cllr communicated with the relevant unit
	13.06.2015	1	1	7	Water	13.06.2015	13.06.2015	Cllr communicated with the relevant unit	Cllr communicated with the relevant unit	Cllr communicated with the relevant unit
30	06.08.2014	1	2	5	Grass cutting	01.09.2014	N/A	Cllr communicated with the relevant unit	Cllr communicated with the relevant unit	Cllr communicated with the relevant unit
	18.09.2014	1	2	6	Speed humps	01.10.2014	N/A	Cllr communicated with the relevant unit	Cllr communicated with the relevant unit	Cllr communicated with the relevant unit
	13.10.2014	1	2	5	Illegal electricity connection	31.10.2014	N/A	Forwarded to Customer Care and relevant unit	Complaint will be monitored by SAPS and Municipal Security	Cllr requested SAPS to keep monitoring the situation in the area.
	20.11.2014	1	2	5	Crime	30.11.2014	N/A	Forwarded to SAPS	Complaint will be monitored by SAPS	Cllr requested SAPS to keep monitoring the situation in the area.
	09.02.2015	1	1		Feedback on speed humps, hall maintenance	02.03.2015	N/A	N/A	N/A	N/A
31	03.07.2014	1	Nil	6	Potholes	31.07.2014	31.07.2014	Cllr communicated with the relevant unit	Cllr communicated with the relevant unit	Cllr communicated with the relevant unit
	21.08.2014	1	Nil	6	Street lights	01.09.2014	01.09.2014	Cllr communicated with the relevant unit	Cllr communicated with the relevant unit	Cllr communicated with the relevant unit

TABLE 23: MANAGER: OFFICE OF THE MUNICIPAL MANAGER / OFFICE OF THE SPEAKER - MSUNDUZI MUNICIPALITY
RECORD OF CHALLENGES / COMPLAINTS / REQUESTS FOR SERVICES PER WARD AS PER CIRCULAR 63 - MUNICIPAL FINANCE MANAGEMENT ACT
2014/2015

WARD COMMITTEE MEETINGS										
WARD	Date of Meeting	Number of Participating Municipal Councillors	Number of Participating Municipal Administrators	Number of Ward Committee members attending	Challenges / Complaints / Requests for Services received	Date information forwarded to Customer Care / Relevant Department for actioning	Date followed up with Customer Care / Relevant Department	Measures taken to address Challenges / Complaints / Requests for Services received per ward	Status of Challenges / Complaints / Requests for Services received per ward	Dates and manner of feedback given to Councillors to forward to the Ward Committee
31	04.09.2014	1	Nil	7	Refuse removal	01.10.2014	01.10.2014	Cllr communicated with the relevant unit	Cllr communicated with the relevant unit	Cllr communicated with the relevant unit
	11.09.2014	1	Nil	6	Illegal dumping	01.10.2014	01.10.2014	Cllr communicated with the relevant unit	Cllr communicated with the relevant unit	Cllr communicated with the relevant unit
	09.10.2014	1	Nil	4	Street light maintenance	31.10.2014	31.10.2014	Cllr communicated with the relevant unit	Cllr communicated with the relevant unit	Cllr communicated with the relevant unit
	06.11.2014	1	Nil	5	Water leaks	30.11.2014	30.11.2014	Cllr communicated with the relevant unit	Cllr communicated with the relevant unit	Cllr communicated with the relevant unit
	05.02.2015	1	Nil	4	Speed humps	02.03.2015	02.03.2015	Cllr communicated with the relevant unit	Cllr communicated with the relevant unit	Cllr communicated with the relevant unit
	26.02.2015	1	Nil	6	Illegal racing	31.03.2015	31.03.2015	Forwarded to SAPS and relevant unit	Complaint will be monitored by SAPS and Traffic unit	Cllr requested SAPS to keep monitoring the situation in the area.
	01.04.2015	1	Nil	7	Water leaks	04.05.2015	04.05.2015	Cllr communicated with the relevant unit	Cllr communicated with the relevant unit	Cllr communicated with the relevant unit
	04.06.2015	1	Nil	6	HIV & AIDS, visit for MEC	01.07.2015	N/A	N/A	N/A	N/A
32	29.07.2014	1	Nil	7	Crime	31.07.2014	31.07.2014	Forwarded to SAPS	Complaint will be monitored by SAPS	Cllr requested SAPS to keep monitoring the situation in the area.
	26.08.2014	1	Nil	7	Water	01.09.2014	01.09.2014	Cllr communicated with the relevant unit	Cllr communicated with the relevant unit	Cllr communicated with the relevant unit
	23.09.2014	1	Nil	7	Electricity	01.10.2014	01.10.2014	Cllr communicated with the relevant unit	Cllr communicated with the relevant unit	Cllr communicated with the relevant unit
	28.10.2014	1	Nil	6	Street lights	31.10.2014	31.10.2014	Cllr communicated with the relevant unit	Cllr communicated with the relevant unit	Cllr communicated with the relevant unit
	25.11.2014	1	Nil	10	Cutting of trees	30.11.2014	30.11.2014	Cllr communicated with the relevant unit	Cllr communicated with the relevant unit	Cllr communicated with the relevant unit
	09.12.2014	1	Nil	5	Street light maintenance	31.12.2014	31.12.2014	Cllr communicated with the relevant unit	Cllr communicated with the relevant unit	Cllr communicated with the relevant unit
	28.01.2015	1	Nil	10	Housing	03.02.2015	03.02.2015	Cllr communicated with the relevant unit	Cllr communicated with the relevant unit	Cllr communicated with the relevant unit
	24.02.2014	1	Nil	10	Drugs	02.03.2015	02.03.2015	Forwarded to SAPS	Complaint will be monitored by SAPS	Cllr requested SAPS to keep monitoring the situation in the area.
	25.03.2015	1	Nil	10	Speed humps	31.03.2015	31.03.2015	Cllr communicated with the relevant unit	Cllr communicated with the relevant unit	Cllr communicated with the relevant unit
	21.04.2015	1	Nil	9	Illegal racing	04.05.2015	04.05.2015	Forwarded to SAPS and relevant unit	Complaint will be monitored by SAPS and Traffic unit	Cllr requested SAPS to keep monitoring the situation in the area.
	25.06.2015	1	Nil	8	Indigent policy, theft of electricity	01.07.2015	01.07.2015	Cllr communicated with the relevant unit	Cllr communicated with the relevant unit	Cllr communicated with the relevant unit
	20.05.2015	1	Nil	8	Speed humps	30.05.2015	06.06.2015	Cllr communicated with the relevant unit	Cllr communicated with the relevant unit	Cllr communicated with the relevant unit
33	08.07.2014	1	Nil	6	Illegal dumping	31.07.2014	31.07.2014	Cllr communicated with the relevant unit	Cllr communicated with the relevant unit	Cllr communicated with the relevant unit
	14.08.2014	1	Nil	7	Housing	01.09.2014	01.09.2014	Cllr communicated with the relevant unit	Cllr communicated with the relevant unit	Cllr communicated with the relevant unit

TABLE 23: MANAGER: OFFICE OF THE MUNICIPAL MANAGER / OFFICE OF THE SPEAKER - MSUNDUZI MUNICIPALITY RECORD OF CHALLENGES / COMPLAINTS / REQUESTS FOR SERVICES PER WARD AS PER CIRCULAR 63 - MUNICIPAL FINANCE MANAGEMENT ACT 2014/2015

WARD COMMITTEE MEETINGS										
WARD	Date of Meeting	Number of Participating Municipal Councillors	Number of Participating Municipal Administrators	Number of Ward Committee members attending	Challenges / Complaints / Requests for Services received	Date information forwarded to Customer Care / Relevant Department for actioning	Date followed up with Customer Care / Relevant Department	Measures taken to address Challenges / Complaints / Requests for Services received per ward	Status of Challenges / Complaints / Requests for Services received per ward	Dates and manner of feedback given to Councillors to forward to the Ward Committee
33	11.09.2014	1	Nil	6	Crime	01.10.2014	01.10.2014	Forwarded to SAPS	Complaint will be monitored by SAPS	Cllr requested SAPS to keep monitoring the situation in the area.
	09.10.2014	1	Nil	7	Potholes	31.10.2014	31.10.2014	Cllr communicated with the relevant unit	Cllr communicated with the relevant unit	Cllr communicated with the relevant unit
	20.11.2014	1	Nil	6	Drainage	30.11.2014	30.11.2014	Cllr communicated with the relevant unit	Cllr communicated with the relevant unit	Cllr communicated with the relevant unit
	11.12.2014	1	Nil	6	Street lights maintenance	31.12.2014	31.12.2014	Cllr communicated with the relevant unit	Cllr communicated with the relevant unit	Cllr communicated with the relevant unit
	12.02.2015	1	Nil	6	Refusal collection	02.03.2015	02.03.2015	Cllr communicated with the relevant unit	Cllr communicated with the relevant unit	Cllr communicated with the relevant unit
	18.03.2015	1	Nil	5	Toilet problem	31.03.2015	31.03.2015	Cllr communicated with the relevant unit	Cllr communicated with the relevant unit	Cllr communicated with the relevant unit
	15.04.2015	1	Nil	9	Illegal day care (crèche)	04.05.2015	04.05.2015	Forwarded to Municipal Security	Complaint will be monitored by Municipal Security to monitor the complaint	Complaint will be monitored by Municipal Security to monitor the complaint
	14.05.2015	1	Nil	6	Burglary	01.06.2015	01.06.2015	Forwarded to SAPS	Complaint will be monitored by SAPS	Cllr requested SAPS to keep monitoring the situation in the area.
	11.06.2015	1	2	7	Clogging of drains, transfer of houses	01.07.2015	01.07.2015	Cllr communicated with the relevant unit	Cllr communicated with the relevant unit	Cllr communicated with the relevant unit
34	28.09.2014	1	Nil	8	Electricity interruptions	03.10.2014	03.10.2014	Cllr communicated with the relevant unit	Cllr communicated with the relevant unit	Cllr communicated with the relevant unit
	26.10.2014	1	Nil	9	Drains	03.11.2014	03.11.2014	Cllr communicated with the relevant unit	Cllr communicated with the relevant unit	Cllr communicated with the relevant unit
	30.11.2014	1	Nil	8	Potholes	05.12.2014	05.12.2014	Cllr communicated with the relevant unit	Cllr communicated with the relevant unit	Cllr communicated with the relevant unit
	28.12.2014	1	1	8	Crime	09.01.2015	09.01.2015	Forwarded to SAPS	Complaint will be monitored by SAPS	Cllr requested SAPS to keep monitoring the situation in the area.
	10.04.2015	1	Nil	8	Housing	15.04.2015	15.04.2015	Cllr communicated with the relevant unit	Cllr communicated with the relevant unit	Cllr communicated with the relevant unit
	17.05.2015	1	Nil	7	Maintenance of pool	21.05.2015	21.05.2015	Cllr communicated with the relevant unit	Cllr communicated with the relevant unit	Cllr communicated with the relevant unit
35	24.08.2014	1	Nil	7	Pre-paid meters	01.09.2014	01.09.2014	Cllr communicated with the relevant unit	Cllr communicated with the relevant unit	Cllr communicated with the relevant unit
	19.10.2014	1	Nil	6	Housing	24.10.2014	24.10.2014	Cllr communicated with the relevant unit	Cllr communicated with the relevant unit	Cllr communicated with the relevant unit
	16.11.2014	1	Nil	9	Electricity interruptions	16.11.2014	19.11.2014	Cllr communicated with the relevant unit	Cllr communicated with the relevant unit	Cllr communicated with the relevant unit
	21.12.2014	1	Nil	7	Drains blockages	21.12.2014	23.12.2014	Cllr communicated with the relevant unit	Cllr communicated with the relevant unit	Cllr communicated with the relevant unit
	08.02.2015	1	Nil	8	Title deeds	02.03.2015	02.03.2015	Cllr communicated with the relevant unit	Cllr communicated with the relevant unit	Cllr communicated with the relevant unit
	29.03.2015	1	Nil	8	Street lights	04.05.2015	04.05.2015	Cllr communicated with the relevant unit	Cllr communicated with the relevant unit	Cllr communicated with the relevant unit
	29.03.2015	1	Nil	6	Street humps	04.05.2015	04.05.2015	Cllr communicated with the relevant unit	Cllr communicated with the relevant unit	Cllr communicated with the relevant unit
	17.05.2015	1	Nil	6	Illegal dumping	01.06.2015	01.06.2015	Cllr communicated with the relevant unit	Cllr communicated with the relevant unit	Cllr communicated with the relevant unit

TABLE 23: MANAGER: OFFICE OF THE MUNICIPAL MANAGER / OFFICE OF THE SPEAKER - MSUNDUZI MUNICIPALITY RECORD OF CHALLENGES / COMPLAINTS / REQUESTS FOR SERVICES PER WARD AS PER CIRCULAR 63 - MUNICIPAL FINANCE MANAGEMENT ACT 2014/2015

WARD COMMITTEE MEETINGS										
WARD	Date of Meeting	Number of Participating Municipal Councillors	Number of Participating Municipal Administrators	Number of Ward Committee members attending	Challenges / Complaints / Requests for Services received	Date information forwarded to Customer Care / Relevant Department for actioning	Date followed up with Customer Care / Relevant Department	Measures taken to address Challenges / Complaints / Requests for Services received per ward	Status of Challenges / Complaints / Requests for Services received per ward	Dates and manner of feedback given to Councillors to forward to the Ward Committee
35	10.06.2015	1	Nil		Electricity bills	15.06.2015	15.06.2015	Cllr communicated with the relevant unit	Cllr communicated with the relevant unit	Cllr communicated with the relevant unit
36	07.07.2014	1	Nil	5	Cutting of grass	31.07.2014	31.07.2014	Cllr communicated with the relevant unit	Cllr communicated with the relevant unit	Cllr communicated with the relevant unit
	08.09.2014	1	Nil	4	Cutting of trees	01.10.2014	01.10.2014	Cllr communicated with the relevant unit	Cllr communicated with the relevant unit	Cllr communicated with the relevant unit
	11.12.2014	1	Nil	4	Electricity	30.12.2014	30.12.2014	Cllr communicated with the relevant unit	Cllr communicated with the relevant unit	Cllr communicated with the relevant unit
	19.01.2015	1	Nil	4	Street lights	02.02.2015	02.02.2015	Cllr communicated with the relevant unit	Cllr communicated with the relevant unit	Cllr communicated with the relevant unit
	02.03.2015	1	Nil	7	Potholes	04.05.2015	04.05.2015	Cllr communicated with the relevant unit	Cllr communicated with the relevant unit	Cllr communicated with the relevant unit
	13.04.2015	1	Nil	5	Illegal dumping	01.06.2015	01.06.2015	Cllr communicated with the relevant unit	Cllr communicated with the relevant unit	Cllr communicated with the relevant unit
	18.05.2015	1	Nil	6	Grass cutting	01.07.2015	01.07.2015	Cllr communicated with the relevant unit	Cllr communicated with the relevant unit	Cllr communicated with the relevant unit
	08.06.2015	1	Nil	6	Restructuring of ward committee, relocation of ward office	31.07.2015	31.07.2015	Forwarded to the office of the Speaker	Speaker's office planned ward committee by-elections	Cllr made a date to conduct ward committee by-elections
37	17.07.2014	1	Nil	8	RDP houses - SACA Area	31.07.2014	31.07.2014	Forwarded to Customer Care and relevant unit	Cllr dealt direct with the relevant unit	Awaiting funding from Human Settlement
	23.10.2014	1	Nil	8	Illegal connection of electricity - SACCA/ Tamboville	31.10.2014	31.10.2014	Cllr communicated with the relevant unit	Cllr communicated with the relevant unit	Cllr communicated with the relevant unit
	13.11.2014	1	Nil	5	Water	30.11.2014	30.11.2014	Cllr communicated with the relevant unit	Cllr communicated with the relevant unit	Cllr communicated with the relevant unit
	11.12.2014	1	Nil	6	Electricity	31.12.2014	31.12.2014	Cllr communicated with the relevant unit	Cllr communicated with the relevant unit	Cllr communicated with the relevant unit
	22.01.2015	1	Nil	7	Illegal connection of water	02.02.2015	02.02.2015	Cllr communicated with the relevant unit	Cllr communicated with the relevant unit	Cllr communicated with the relevant unit
	19.02.2015	1	Nil	9	Toilets	02.03.2015	02.03.2015	Cllr communicated with the relevant unit	Cllr communicated with the relevant unit	Cllr communicated with the relevant unit
	19.03.2015	1	Nil	9	Refuse collection	01.04.2015	01.04.2015	Cllr communicated with the relevant unit	Cllr communicated with the relevant unit	Cllr communicated with the relevant unit
	23.04.2015	1	Nil	5	Crime	04.05.2015	04.05.2015	Forwarded to SAPS	Complaint will be monitored by SAPS	Cllr requested SAPS to keep monitoring the situation in the area.
	21.05.2015	1	Nil	8	Electricity theft	01.06.2015	01.06.2015	Forwarded to Customer Care and relevant unit	Complaint will be monitored by SAPS and Municipal Security	Cllr requested SAPS to keep monitoring the situation in the area.
	25.06.2015	1	Nil	4	Electricity theft	30.06.2015	30.06.2015	Forwarded to Customer Care and relevant unit	Complaint will be monitored by SAPS and Municipal Security	Cllr requested SAPS to keep monitoring the situation in the area.

COMMUNITY MEETINGS 2014 /2015 FY

TABLE 24: MANAGER: OFFICE OF THE MUNICIPAL MANAGER / OFFICE OF THE SPEAKER - MSUNDUZI MUNICIPALITY
Record of Challenges / Complaints / Requests for Services per Ward as per Circular 63 - Municipal Finance Management Act
2014/2015 Financial Year

COMMUNITY MEETINGS										
WARD	Date of Meeting	Number of Participating Municipal Councillors	Number of Participating Municipal Administrators	Number of Community members attending	Challenges / Complaints / Requests for Services received	Date information forwarded to Customer Care / Relevant Department for actioning	Date followed up with Customer Care / Relevant Department	Measures taken to address Challenges / Complaints / Requests for Services received per ward	Status of Challenges / Complaints / Requests for Services received per ward	Dates and manner of feedback given to Councillors to forward to the Ward Committee
1	15/07/2014	1	Nil	134	Construction of a Sports Centre	31.07.2014	N/A	Cllr was advised by Speaker's office to communicate with IDP office	Cllr will set up appointment with IDP office	Cllr will set up appointment with IDP office
	10.08.2014	1	Nil	143	Installation of streetlights	01.09.2014	N/A	Forwarded to relevant unit	Roads unit met with the Cllr	Cllr dealt direct with the relevant unit
	14.02.2015	1	4	89	roads and water issue	31.06.2015	N/A	Forwarded to relevant unit	Roads unit met with the Cllr	The Cllr was contacted direct by the relevant unit
	07.06.2015	1	Nil	87	water,housing	10.07.2015		Forwarded to relevant unit	Roads unit met with the Cllr	Cllr dealt direct with the relevant unit
2	13.07.2014	1	Nil	49	High rate of crime, drug abuse	31.07.2014	N/A	Cllr will have a meeting with SAPS	Complaint will be monitored by SAPS	Cllr requested SAPS to keep monitoring the situation in the area.
	14.09.2014	1	Nil	24	Crime, water cut-off	01.10.2014	N/A	Cllr will have a meeting with SAPS - regarding water the Cllr communicated with the relevant unit	Complaint will be monitored by SAPS regarding water the Cllr communicated with the relevant unit	Cllr requested SAPS to keep monitoring the situation in the area. Water was being attended to.
	18.10.2014	1	Nil	38	Housing project	31.10.2014	N/A	The Cllr communicated direct to VDA	VDA will attend housing queries on continuous basis	Cllr dealt direct with VDA to resolve the challenges
	16.11.2014	1	Nil	71	electricty cut and water	30.11.2014	N/A	Forwarded to relevant unit	Roads unit met with the Cllr	The Cllr was contacted direct by the relevant unit
	25.01.2014	1	Nil	180	access roads construction	02.02.2015	N/A	Forwarded to relevant unit	Roads unit met with the Cllr	The Cllr was contacted direct by the relevant unit
	01.03.2015	1	Nil	82	bridge construction	01.04.2015	N/A	Cllr was advised by Speaker's office to communicate with IDP office	Cllr will set up appointment with IDP office	Cllr will set up appointment with IDP office
	22.03.2015	1	Nil	75	roads, houses and sportsfield	01.04.2015	N/A	Forwarded to relevant units	Relevant units met with the Cllr	The Cllr was contacted direct by the relevant unit
	12.04.2015	1	Nil	70	cleaning roads drains and gravel road maintenance plan	04.05.15	N/A	in progress	in progress	in progress
	28.06.2015	1	Nil	60	roads, houses and sportsfield	31.07.2015	N/A	Forwarded to relevant units	Relevant units met with the Cllr	The Cllr was contacted direct by the relevant unit
	10.05.2015	1	Nil	100	Crime, Education system and dumping sites	01.06.2015	N/A	Forwarded to Customer Care and relevant unit	Complaint will be monitored by SAPS and Municipal Security	Cllr requested SAPS to keep monitoring the situation in the area.
3	27.07.2014	1	Nil	169	regravelling of access roads	31.07.2014	N/A	forwarded to customer care and relevant unit	some roads have been regravelled	The Cllr was contacted direct by the relevant unit
	24.08.2014	1	Nil		roads, houses and sportsfield	01.09.2014	N/A	Forwarded to relevant units	Relevant units met with the Cllr	The Cllr was contacted direct by the relevant unit
	09.09.2014	1	Nil	121	Electricity and water issue	01.10.2014	N/A	Forwarded to relevant units	Relevant units met with the Cllr	The Cllr was contacted direct by the relevant unit
	19.10.2014	1	Nil	79	Roads, Water issues	31.10.2014	N/A	Forwarded to relevant units	Relevant units met with the Cllr	The Cllr was contacted direct by the relevant unit
	09.11.2014	1	Nil	119	Sanitation problems	30.11.2014	N/A	Forwarded to relevant units	Relevant units met with the Cllr	The Cllr was contacted direct by the relevant unit
	14.12.2014	1	Nil	120	Construction of the drains	31.12.2014	N/A	Forwarded to relevant units	Relevant units met with the Cllr	The Cllr was contacted direct by the relevant unit

TABLE 24: MANAGER: OFFICE OF THE MUNICIPAL MANAGER / OFFICE OF THE SPEAKER - MSUNDUZI MUNICIPALITY
Record of Challenges / Complaints / Requests for Services per Ward as per Circular 63 - Municipal Finance Management Act
2014/2015 Financial Year

COMMUNITY MEETINGS										
WARD	Date of Meeting	Number of Participating Municipal Councillors	Number of Participating Municipal Administrators	Number of Community members attending	Challenges / Complaints / Requests for Services received	Date information forwarded to Customer Care / Relevant Department for actioning	Date followed up with Customer Care / Relevant Department	Measures taken to address Challenges / Complaints / Requests for Services received per ward	Status of Challenges / Complaints / Requests for Services received per ward	Dates and manner of feedback given to Councillors to forward to the Ward Committee
3	22.01.2015	1	Nil	230	gravel roads maintenance plan	31.03.2015	N/A	Forwarded to relevant units	Relevant units met with the Cllr	The Cllr was contacted direct by the relevant unit
	25.01.2015	1	Nil	133	housing project-progress and water connection	31.03.2015	N/A	forwarded to customer care and relevant unit	VDA will attend housing queries on continuous basis	Cllr dealt direct with VDA including Water unit to resolve the challenges
	15.03.2015	1	Nil	80	gravel roads maintenance plan and water cut-off	31.03.2015	N/A	forwarded to customer care and relevant unit	some roads have been regravelled	The Cllr was contacted direct by the relevant unit
	19.04.2015	1	Nil	123	crime, and education	04.05.2015	N/A	reported to SAPS by the Cllr	Complaint will be monitored by SAPS	Cllr requested SAPS to keep monitoring the situation in the area.
	10.05.2015	1	Nil	142	drugs	30.06.2015	N/A	reported to SAPS by the Cllr	Complaint will be monitored by SAPS	Cllr requested SAPS to keep monitoring the situation in the area.
	03.05.2015	1	Nil	63	Water connection, Housing progress	30.06.2016	N/A	forwarded to customer care and relevant unit	VDA will attend housing queries on continuous basis	Cllr dealt direct with VDA including Water unit to resolve the challenges
	14.06.2015	1	Nil	125	housing progress, electricity, main road & access road	31.07.2015	N/A	forwarded to customer care and relevant unit	VDA will attend housing queries on continuous basis	Cllr dealt direct with VDA, ESKOM and Water unit to resolve the challenges
4	27.07.2014	1	Nil	65	Unemployment is high in youth	31.07.2014	N/A	Cllr reported the complaint to NYDA	Cllr had meeting with NYDA	Cllr requested NYDA intervention
	17.08.2014	1	Nil	126	Water and electricity problem	01.09.2014	N/A	forwarded to customer care and relevant unit	Relevant unit will attend queries on continuous basis	Cllr dealt direct with ESKOM and Water unit to resolve the challenges
	19.10.2014	1	Nil	137	construction of D7113 road	31.10.2014	N/A	Cllr reported the mater to roads Provincial Dept	Provincial roads dept met with Cllr	Provincial department will attend to the matter once funds are available
	12.10.2014	1	Nil	126	Sportsfield to be renovated	31.10.2014	N/A	Cllr reported the matter to Community services	Community services will advise the Cllr when funding is made available	Community services will advise the Cllr when funding is made available
	02.11.2014	1	Nil	120	gravel roads maintenance plan	30.11.2014	N/A	Forwarded to relevant unit	Relevant unit met with the Cllr	The Cllr was contacted direct by the relevant unit
	15.03.2015	1	Nil	150	Unemployment is high in youth	31.03.2015	N/A	Cllr reported the complaint to NYDA	Cllr had meeting with NYDA	Cllr requested NYDA intervention
	21.06.2015	1	Nil	55	electricity, water, housing	01.07.2015	N/A	forwarded to customer care and relevant unit	VDA will attend housing queries on continuous basis	Cllr dealt direct with VDA, ESKOM and Water unit to resolve the challenges
5	31.10.2014	1	Nil	30	Maintenance of Sportsfield, regravelling of D2344	04.11.2014	N/A	Forwarded to relevant unit	Projects are in progress	The Cllr was contacted direct by the relevant unit
	10.11.2014	1	Nil	89	Drugs problems in the ward	30.11.2014	N/A	reported to SAPS by the Cllr	Complaint will be monitored by SAPS	Cllr requested SAPS to keep monitoring the situation in the area.
	07.12.2014	1	Nil	111	N/A	31.12.2014	N/A	Nothing to be attended as a challenge	N/A	N/A
	25.01.2015	1	Nil	160	construction of a community hall, gravel roads maintenance plan	02.03.2015	N/A	Forwarded to relevant unit	Relevant unit met with the Cllr	The Cllr was contacted direct by the relevant unit
	06.02.2015	1	Nil	134	Water and electricity problems	31.03.2015	N/A	forwarded to customer care and relevant unit	Water unit and ESKOM will attend queries on continuous basis	Cllr dealt direct with ESKOM and Water unit to resolve the challenges
6	07.09.2014	1	Nil	Nil	Water and electricity	01.10.2014	N/A	Forwarded to relevant unit	Relevant unit met with the Cllr	The Cllr was contacted direct by the relevant unit
	02.11.2014	1	Nil	89	Construction of access road	30.11.2014	N/A	Forwarded to relevant unit	Relevant unit met with the Cllr	The Cllr was contacted direct by the relevant unit

TABLE 24: MANAGER: OFFICE OF THE MUNICIPAL MANAGER / OFFICE OF THE SPEAKER - MSUNDUZI MUNICIPALITY
Record of Challenges / Complaints / Requests for Services per Ward as per Circular 63 - Municipal Finance Management Act
2014/2015 Financial Year

COMMUNITY MEETINGS

WARD	Date of Meeting	Number of Participating Municipal Councillors	Number of Participating Municipal Administrators	Number of Community members attending	Challenges / Complaints / Requests for Services received	Date information forwarded to Customer Care / Relevant Department for actioning	Date followed up with Customer Care / Relevant Department	Measures taken to address Challenges / Complaints / Requests for Services received per ward	Status of Challenges / Complaints / Requests for Services received per ward	Dates and manner of feedback given to Councillors to forward to the Ward Committee
6	25.01.2015	1	Nil	90	RDP houses and water problem	02.03.2015	N/A	The Cllr communicated direct to VDA	VDA will attend housing queries on continuous basis	Cllr dealt direct with VDA to resolve the challenges
	27.04.2015	1	Nil	92	Access roads gravelling	04.05.2015	N/A	Forwarded to relevant unit	Relevant unit met with the Cllr	The Cllr was contacted direct by the relevant unit
	13.06.2015	1	Nil	59	RDP houses and water problem	31.07.2015	N/A	The Cllr communicated direct to VDA	VDA will attend housing queries on continuous basis	Cllr dealt direct with VDA to resolve the challenges
7	13.07.2014	1	Nil	72	Roads gravelling, electricity	31.07.2014	N/A	The Cllr communicated direct with Provincial roads department and ESKOM	Provincial road department and ESKOM will attend housing queries on continuous basis	Cllr dealt direct with Provincial road department and ESKOM to resolve the challenges
	03.08.2014	1		47	installation of water meter	01.09.2014	N/A	The Cllr communicated direct with the Water unit	Water will attend queries on continuous basis	Cllr dealt direct with Water unit to resolve the challenges
	05.10.2014	1	Nil	41	Clinic problem, mobile required	31.10.2014	N/A	Challenge reported by the Cllr to Health department	Cllr to follow up with the Health department	Provincial health dept to address the challenge
	26.10.2014	1	Nil	39	Housing, electricity and roads	31.10.2014	N/A	Cllr reported the mater to roads Provincial Dept, VDA and ESKOM	Cllr met with roads Provincial Dept, VDA and ESKOM	Provincial departments and ESKOM will attend to the matter once funds are available
	07.12.2014	1	Nil	56	Gravelling of roads, Streetlights, Water scheme and housing	31.12.2014	N/A	The Cllr communicated direct with Provincial roads department, Water unit and ESKOM	Provincial road department, water unit and ESKOM will attend community queries on continuous basis	Cllr dealt direct with Provincial road department, water unit and ESKOM to resolve the challenges
	25.01.2015	1	Nil	89	Water and electricity problem	02.03.2015	N/A	The Cllr communicated direct with Provincial roads department, Water unit and ESKOM	Provincial road department, water unit and ESKOM will attend housing queries on continuous basis	Cllr dealt direct with Provincial road department, water unit and ESKOM to resolve the challenges
	22.02.2015	1	Nil	160	housing	02.03.2015	N/A	The Cllr communicated direct to VDA	VDA will attend housing queries on continuous basis	Cllr dealt direct with VDA to resolve the challenges
	27.04.2015	1	Nil	74	installation of master lights	04.05.2015	N/A	Forwarded to relevant unit	Relevant unit met with the Cllr	The Cllr was contacted direct by the relevant unit
	01.05.2015	1	Nil	50	gravelling of roads	01.06.2015	N/A	Forwarded to relevant unit	Relevant unit met with the Cllr	The Cllr was contacted direct by the relevant unit
	31.05.2015	1	Nil	129	housing	30.06.2015	N/A	The Cllr communicated direct to VDA	VDA will attend housing queries on continuous basis	Cllr dealt direct with VDA to resolve the challenges
8	31.07.2014	1	Nil	68	Building of a Primary school	31.07.2014	N/A	The Cllr communicated direct with the Department of Education	Cllr met with the Department of Education	Cllr dealt direct with the Department of Education to consider the request
	17.10.2014	1	Nil	69	Application of ID's and grants	31.10.2014	N/A	The Cllr communicated direct with Home affairs and SASSA	Home Affairs will set up a date to assist community members with IDs so that SASSA will be able to register relevant people to receive grants.	Home Affairs attended the matter and relevant people went to SASSA for grants registration
	07.11.2014	1	Nil	34	Housing	30.11.2014	N/A	The Cllr communicated direct to VDA	VDA will attend housing queries on continuous basis	Cllr dealt direct with VDA to resolve the challenges
	07.01.2015	1	Nil	62	Streetlights challenge	02.03.2015	N/A	Cllr reported the mater to ESKOM	Cllr met with ESKOM	ESKOM will attend to the matter once funds are available
	13.03.2015	1	Nil	114	Nothing reported as a challenge	31.03.2015	N/A	N/A	N/A	N/A
	30.04.2015	1	Nil	82	Street lights, running of taxis	01.06.2015	N/A	The Cllr communicated direct with Provincial roads department to put speed humps and ESKOM	Provincial road department, and ESKOM will attend queries on continuous basis	Cllr dealt direct with Provincial road department, and ESKOM to resolve the challenges

TABLE 24: MANAGER: OFFICE OF THE MUNICIPAL MANAGER / OFFICE OF THE SPEAKER - MSUNDUZI MUNICIPALITY
Record of Challenges / Complaints / Requests for Services per Ward as per Circular 63 - Municipal Finance Management Act
2014/2015 Financial Year

COMMUNITY MEETINGS										
WARD	Date of Meeting	Number of Participating Municipal Councillors	Number of Participating Municipal Administrators	Number of Community members attending	Challenges / Complaints / Requests for Services received	Date information forwarded to Customer Care / Relevant Department for actioning	Date followed up with Customer Care / Relevant Department	Measures taken to address Challenges / Complaints / Requests for Services received per ward	Status of Challenges / Complaints / Requests for Services received per ward	Dates and manner of feedback given to Councillors to forward to the Ward Committee
8	17.05.2015	1	Nil	23	renewal of market stalls	01.06.2015	N/A	Request forwarded to MEC office	Cllr met with LED unit	Cllr to follow up
9	17.08.2014	1	Nil	34	Electricity and water issues	01.09.2014	N/A	The Cllr communicated direct with the Water unit and ESKOM	Water and ESKOM will attend queries on continuous basis	Cllr dealt direct with Water unit and ESKOM to resolve the challenges
	12.10.2014	1	Nil	91	Housing	31.10.2014	N/A	The Cllr communicated direct to VDA	VDA will attend housing queries on continuous basis	Cllr dealt direct with VDA to resolve the challenges
	07.12.2014	1	Nil	360	toilets, and housing problems	31.12.2014	N/A	Forwarded to relevant unit and VDA	Relevant unit and VDA met with the Cllr	The Cllr was contacted direct by the relevant unit and VDA
	08.02.2015	1	Nil	206	Community hall to be renovated	02.03.2015	N/A	Forwarded to relevant unit	Relevant unit met with the Cllr	The Cllr was contacted direct by the relevant unit and the hall will be renovated in 2015 - 2016 financial year
	26.04.2015	1	Nil	103	regravelling of roads and painting	04.05.2015	N/A	Forwarded to relevant unit	Roads unit met with the Cllr	Cllr dealt direct with the relevant unit
	28.06.2015	1	Nil	62	Cut-off water problem, Housing and electricity	31.07.2015	N/A	The Cllr communicated direct with the Water unit, VDA and ESKOM	Water unit VDA and ESKOM will attend queries on continuous basis	Cllr dealt direct with Water unit, VDA and ESKOM to resolve the challenges
10	03.08.2014	1	2	207	reconstruction of roads	01.09.2014	N/A	Forwarded to relevant unit	Roads unit met with the Cllr	Cllr dealt direct with the relevant unit
	22.02.2015	1	Nil	234	installation of new sewerage pipes	02.03.2015	N/A	Cllr dealt with the relevant unit	Installation is in progress	Cllr dealt direct with the relevant unit
11	21.09.2014	1	Nil	85	Roads and Water problems	01.10.2014	N/A	forwarded to customer care	follow up with customer care	Cllr to follow up
	13.10.2015	1	Nil	123	Nothing raised needed Council's attention	N/A	N/A	N/A	N/A	N/A
	09.11.2014	Nil	Nil	94	Nothing raised needed Council's attention	N/A	N/A	N/A	N/A	N/A
	30.11.2014	1	Nil	70	Land invasion, stream cleaning	02.12.2014	N/A	Forwarded to Customer Care and relevant unit	Complaint will be monitored by SAPS and Municipal Security also Community Servises unit met with the Cllr	Cllr requested SAPS to keep monitoring the situation in the area.
	07.12.2014	1	Nil	102	Roads and Water problems					
	07.02.2015	1	Nil	67	Crime and drugs in youth	02.03.2015	N/A	Forwarded to Customer Care and relevant unit	Complaint will be monitored by SAPS and Municipal Security	Cllr requested SAPS to keep monitoring the situation in the area.
	10.05.2015	1	Nil	87	Roads and Water problems	01.06.2015	N/A	forwarded to customer care	completed	Cllr to follow up
	18.06.2014	1	Nil	82	Nothing raised needed Council's attention	N/A	N/A	N/A	N/A	N/A
12	20.07.2014	1	Nil	117	Clearing of streams	31.07.2014	N/A	Forwarded to relevant unit	Relevant unit met with the Cllr	Cllr dealt direct with the relevant unit
	17.08.2014	Nil	Nil	89	Nothing raised needed Council's attention	N/A	N/A	N/A	N/A	N/A
	21.09.2014	1	Nil	462	cutting of grass and bridge construction	01.10.2014	N/A	forwarded to customer care	follow up with customer care	Cllr to follow up

TABLE 24: MANAGER: OFFICE OF THE MUNICIPAL MANAGER / OFFICE OF THE SPEAKER - MSUNDUZI MUNICIPALITY
Record of Challenges / Complaints / Requests for Services per Ward as per Circular 63 - Municipal Finance Management Act
2014/2015 Financial Year

COMMUNITY MEETINGS

WARD	Date of Meeting	Number of Participating Municipal Councillors	Number of Participating Municipal Administrators	Number of Community members attending	Challenges / Complaints / Requests for Services received	Date information forwarded to Customer Care / Relevant Department for actioning	Date followed up with Customer Care / Relevant Department	Measures taken to address Challenges / Complaints / Requests for Services received per ward	Status of Challenges / Complaints / Requests for Services received per ward	Dates and manner of feedback given to Councillors to forward to the Ward Committee
12	23.11.2014	Nil	Nil	148	Nothing raised needed Council's attention	N/A	N/A	N/A	N/A	N/A
	13.12.2014	Nil	Nil	189	Nothing raised needed Council's attention	N/A	N/A	N/A	N/A	N/A
	01.02.2015	1	Nil	119	Roads, No Streetlights	02.03.2015	N/A	Forwarded to relevant unit	Relevant unit met with the Cllr	Cllr dealt direct with the relevant unit
	22.02.2015	1	Nil	194	Master lights required, housing problem and Water	04.05.2015	N/A	Forwarded to relevant unit	Relevant unit met with the Cllr	Cllr dealt direct with the relevant unit
	29.03.2015	1	Nil	104	Construction of a bridge	04.05.2015	N/A	Forwarded to relevant unit	Relevant unit met with the Cllr	Cllr dealt direct with the relevant unit
13	01.08.2014	1	Nil	186	street lights	04.08.2014	04.08.2014	Forwarded to Customer Care and relevant unit	Camplaint was resolved	Cllr dealt direct with the relevant unit
	09.09.2014	1	Nil	112	Water leaks	12.09.2014	15.09.2014	Forwarded to Customer Care and relevant unit	Camplaint was resolved	Camplaint was resolved
	12.10.2014	1	Nil	132	refuse removal	13.10.2014	17.10.2014	Forwarded to Customer Care and relevant unit	Camplaint was resolved	Cllr dealt direct with the relevant unit
	06.11.2014	1	Nil	219	Low cost housing project	11.11.2014	n/a	Forwarded to Customer Care and relevant unit	Cllr dealt direct with the relevant unit	Awaiting funding from Human Settlement
14	21.09.2014	1	Nil	108	Electricity and water issues	26.09.2014		Forwarded to relevant unit	Relevant unit met with the Cllr	Cllr dealt direct with the relevant unit
	23.11.2014	1	Nil	132	Master lights to be installed	26.11.2014		Forwarded to relevant unit	Relevant unit met with the Cllr	Cllr dealt direct with the relevant unit
	07.12.2014	1	Nil	94	Roads and Water problems	10.12.2014		Forwarded to relevant unit	Relevant unit met with the Cllr	Cllr dealt direct with the relevant unit
	25.01.2015	1	Nil	138	Master lights	02.02.2015	N/A	Forwarded to relevant unit	Relevant unit met with the Cllr	Cllr dealt direct with the relevant unit
	26.04.2015	1	Nil	147	reconstruction of roads	29.04.2015		Forwarded to relevant unit	Relevant unit met with the Cllr	Cllr dealt direct with the relevant unit
	24.05.2015	1	Nil	135	Nothing raised needed Council's attention	N/A	N/A	N/A	N/A	N/A
15	28.09.2014	1	Nil	196	Crime and refuse removal at Fadsem area	01.10.2014	N/A	Forwarded to Customer Care and relevant unit	Complaint will be monitored by SAPS and Municipal Security	Cllr requested SAPS to keep monitoring the situation in the area.
	16.12.2014	1	Nil	147	Construction of comm hall in Unit 18 area	31.12.2014	N/A	Project completed	Project completed	Project completed
	08.03.2015	1	Nil	143	Potholes in most of the roads	31.03.2015	N/A	Forwarded to relevant unit	Relevant unit met with the Cllr	Cllr dealt direct with the relevant unit
	14.04.2015	1	Nil	121	Master lights to be installed	01.06.2015	N/A	Forwarded to relevant unit	Relevant unit met with the Cllr	Cllr dealt direct with the relevant unit
	29.06.2015	1	Nil	68	land invasion, housing project	01.07.2015	N/A	Forwarded to Customer Care and relevant unit	Complaint will be monitored by SAPS and Municipal Security	Cllr requested SAPS to keep monitoring the situation in the area.
16	31.08.2014	1	Nil	145	Master lights to be installed	N/A	N/A	Forwarded to relevant unit	Relevant unit met with the Cllr	Cllr dealt direct with the relevant unit

TABLE 24: MANAGER: OFFICE OF THE MUNICIPAL MANAGER / OFFICE OF THE SPEAKER - MSUNDUZI MUNICIPALITY
Record of Challenges / Complaints / Requests for Services per Ward as per Circular 63 - Municipal Finance Management Act
2014/2015 Financial Year

COMMUNITY MEETINGS										
WARD	Date of Meeting	Number of Participating Municipal Councillors	Number of Participating Municipal Administrators	Number of Community members attending	Challenges / Complaints / Requests for Services received	Date information forwarded to Customer Care / Relevant Department for actioning	Date followed up with Customer Care / Relevant Department	Measures taken to address Challenges / Complaints / Requests for Services received per ward	Status of Challenges / Complaints / Requests for Services received per ward	Dates and manner of feedback given to Councillors to forward to the Ward Committee
16	21.09.2014	1	Nil	66	the old infrastructure (pipes)give constant problems	01.10.2014	N/A	Forwarded to relevant unit	Relevant unit met with the Cllr	Cllr dealt direct with the relevant unit
	28.09.2014	1	Nil	78	sewer pipes, water, roads maintenance	01.10.2014	N/A	Forwarded to relevant unit	Relevant unit met with the Cllr	Cllr dealt direct with the relevant unit
	27.09.2014	1	Nil	113	sewer pipes, water, roads maintenance &wire wall housing	01.10.2014	N/A	Forwarded to relevant unit	Relevant unit met with the Cllr	Cllr dealt direct with the relevant unit
	18.01.2015	1	Nil	180	prepaid meters issue	02.02.2015	N/A	Forwarded to relevant unit	Relevant unit met with the Cllr	Cllr dealt direct with the relevant unit
	28.03.2015	1	Nil	170	Sewer pipes	04.05.2015	N/A	Forwarded to relevant unit	Relevant unit met with the Cllr	Cllr dealt direct with the relevant unit
	25.05.2015	1	Nil	91	sewer pipes	01.06.2015	N/A	Forwarded to relevant unit	Relevant unit met with the Cllr	Cllr dealt direct with the relevant unit
17	27.09.2014	1	Nil	228	Wire wall houses	01.10.2014	N/A	Forwarded to relevant unit	Relevant unit met with the Cllr	Cllr dealt direct with the relevant unit
	28.09.2014	1	Nil	189	Master lights required	01.10.2014	N/A	Forwarded to relevant unit	Relevant unit met with the Cllr	Cllr dealt direct with the relevant unit
	23.11.2014	1	Nil	172	Streets lights	30.11.2014	N/A	Forwarded to relevant unit	Relevant unit met with the Cllr	Cllr dealt direct with the relevant unit
	07.12.2014	1	Nil	143	Potholes	31.12.2014	N/A	Forwarded to relevant unit	Relevant unit met with the Cllr	Cllr dealt direct with the relevant unit
	22.03.2015	1	Nil	197	Road construction, Refuse collection	04.05.2015	N/A	Forwarded to relevant unit	Relevant unit met with the Cllr	Cllr dealt direct with the relevant unit
	29.03.2015	1	Nil	179	Refuse collection	31.03.2015	N/A	Forwarded to relevant unit	Relevant unit met with the Cllr	Cllr dealt direct with the relevant unit
	28.06.2015	1	Nil	131	indigent policy form, IDP roads , water	31.07.2015	N/A	Forwarded to relevant unit	Relevant unit met with the Cllr	Cllr dealt direct with the relevant unit
18	24.09.2014	1	Nil		sewer pipes, water, roads maintenance	01.10.2014	N/A	Forwarded to relevant unit	Relevant unit met with the Cllr	Cllr dealt direct with the relevant unit
	27.09.2014	1	Nil	176	Land invasion	01.10.2014	N/A	Forwarded to Customer Care and relevant unit	Complaint will be monitored by SAPS and Municipal Security	Cllr requested SAPS to keep monitoring the situation in the area.
	19.10.2014	1	Nil	162	Street lights required,	31.10.2014	N/A	Forwarded to relevant unit	Relevant unit met with the Cllr	Cllr dealt direct with the relevant unit
	23.11.2014	1	Nil	139	Potholes and unfinish roads	30.11.2014	N/A	Forwarded to relevant unit	Relevant unit met with the Cllr	Cllr dealt direct with the relevant unit
	29.03.2015	1	Nil	106	Rates and Housing, sewarage	04.05.2015	N/A	Forwarded to relevant unit	Relevant unit met with the Cllr	Cllr dealt direct with the relevant unit
	26.04.2015	1	Nil	118	Houses destroyed by the storm, electricity outages&how to register in Council database	04.05.2015	N/A	Forwarded to relevant unit	Relevant unit met with the Cllr	Cllr dealt direct with the relevant unit
	31.05.2015	1	Nil	76	Potholes and unfinish roads	30.06.2015	N/A	Forwarded to relevant unit	Relevant unit met with the Cllr	Cllr dealt direct with the relevant unit
19	07.09.2014	1	Nil	104	electricity outage, maintenance of roads	01.10.2014	N/A	Forwarded to relevant unit	Relevant unit met with the Cllr	Cllr dealt direct with the relevant unit

TABLE 24: MANAGER: OFFICE OF THE MUNICIPAL MANAGER / OFFICE OF THE SPEAKER - MSUNDUZI MUNICIPALITY
Record of Challenges / Complaints / Requests for Services per Ward as per Circular 63 - Municipal Finance Management Act
2014/2015 Financial Year

COMMUNITY MEETINGS

WARD	Date of Meeting	Number of Participating Municipal Councillors	Number of Participating Municipal Administrators	Number of Community members attending	Challenges / Complaints / Requests for Services received	Date information forwarded to Customer Care / Relevant Department for actioning	Date followed up with Customer Care / Relevant Department	Measures taken to address Challenges / Complaints / Requests for Services received per ward	Status of Challenges / Complaints / Requests for Services received per ward	Dates and manner of feedback given to Councillors to forward to the Ward Committee
19	28.09.2014	1	Nil	97	Rates and Housing, sewarage	28.02.2014	N/A	Forwarded to relevant unit	Relevant unit met with the Cllr	Cllr dealt direct with the relevant unit
	19.11.2014	1	Nil	89	write-off water bills, employment bycouncil	30.11.2014	N/A	Forwarded to relevant unit	Relevant unit met with the Cllr	Cllr dealt direct with the relevant unit
	10.01.2015	1	1	180	Nothing to be reported to Council	02.02.2015	N/A	N/A	N/A	N/A
	02.02.2015	2	1	155	Election of WC	02.03.2015	N/A	Request made to the office of the Speaker	Speaker's office will set a date to conduct Ward committee elections	Cllr dealt direct with the office of the Speaker
	20.03.2015	1	1	175	Road maintainance	31.03.2015	N/A	Forwarded to relevant unit	Relevant unit met with the Cllr	Cllr dealt direct with the relevant unit
	17.05.2015	1	1	64	indigent	01.06.2015	N/A	Forwarded to relevant unit	Relevant unit met with the Cllr	Cllr dealt direct with the relevant unit
	07.06.2015	1	Nil	77	roads, youth centre, crime, electricity	30.06.2015	N/A	Forwarded to relevant unit	Relevant unit met with the Cllr	Cllr dealt direct with the relevant unit
	02.08.2014	1	Nil	154	Master lights required	01.09.2014	N/A	Master lights required	Master lights required	Cllr to follow up
20	24.09.2014	1	Nil	128	Fix bridge, stand pipes	01.10.2014	N/A	forwarded to customer care	will be removed	Cllr to follow up
	04.10.2014	Nil	Nil	122	Road maintainance	N/A	N/A	Forwarded to relevant unit	Relevant unit met with the Cllr	Cllr dealt direct with the relevant unit
	06.12.2014	Nil	Nil	198	indigent	N/A	N/A	Forwarded to relevant unit	Relevant unit met with the Cllr	Cllr dealt direct with the relevant unit
	11.04.2015	1	Nil	120	Application of Indigent	04.05.2015	N/A	Master lights required	Master lights required	Cllr to follow up
	21.06.2015	1	Nil	80	land invasion,	31.07.2015	N/A	Forwarded to Customer Care and relevant unit	Complaint will be monitored by SAPS and Municipal Security	Cllr requested SAPS to keep monitoring the situation in the area.
21	20.07.2014	1	Nil	390	Installation of new pipes	31.07.2014	N/A	Forwarded to relevant unit	In-progress	Cllr dealt direct with the relevant unit
	21.09.2014	1	Nil	161	RDP houses	01.10.2014	N/A	Forwarded to relevant unit	Relevant unit met with the Cllr	Cllr dealt direct with the relevant unit
	22.05.2015	1	Nil	185	Water leaks	01.06.2015	N/A	Forwarded to relevant unit	In-progress	Cllr dealt direct with the relevant unit
22	03.08.2014	1	Nil	122	Water leaks	04.08.2014	04.08.2014	Cllr communicated with the relevant unit	Cllr communicated with the relevant unit	Cllr communicated with the relevant unit
	26.04.2015	1	Nil	130	Crime	16.02.2015	16.02.2015	Forwarded to SAPS	Complaint will be monitored by SAPS	Cllr requested SAPS to keep monitoring the situation in the area.
	07.06.2015	1	Nil	155	Application of Indigent	15.03.2015	16.03.2015	Cllr communicated with the relevant unit	Cllr communicated with the relevant unit	Cllr communicated with the relevant unit
	17.05.2015	1	1	111	crime	18.05.2015	18.05.2015	Forwarded to SAPS	Complaint will be monitored by SAPS	Cllr requested SAPS to keep monitoring the situation in the area.
	21.06.2015	1	Nil	150	Drains	22.06.2015	22.06.2015	Forwarded to SAPS	Complaint will be monitored by SAPS	Cllr requested SAPS to keep monitoring the situation in the area.

TABLE 24: MANAGER: OFFICE OF THE MUNICIPAL MANAGER / OFFICE OF THE SPEAKER - MSUNDUZI MUNICIPALITY
Record of Challenges / Complaints / Requests for Services per Ward as per Circular 63 - Municipal Finance Management Act
2014/2015 Financial Year

COMMUNITY MEETINGS										
WARD	Date of Meeting	Number of Participating Municipal Councillors	Number of Participating Municipal Administrators	Number of Community members attending	Challenges / Complaints / Requests for Services received	Date information forwarded to Customer Care / Relevant Department for actioning	Date followed up with Customer Care / Relevant Department	Measures taken to address Challenges / Complaints / Requests for Services received per ward	Status of Challenges / Complaints / Requests for Services received per ward	Dates and manner of feedback given to Councillors to forward to the Ward Committee
23	06.07.2014	1	Nil	150	electricity, water and High lights, roads needs to be retarred	31.07.2014	N/A	Forwarded to relevant unit	Relevant unit met with the Cllr	Cllr dealt direct with the relevant unit
	17.08.2014	1	Nil	500	RDP houses, land invasion, clearing of drains	01.09.2014	N/A	Forwarded to relevant unit	Relevant unit met with the Cllr	Cllr dealt direct with the relevant unit
		Nil	Nil	321	Nothing needed Council's attention	N/A	N/A	N/A	N/A	N/A
	14.09.2014	1	Nil	350	renewal of comm hall and housing	01.10.2014	N/A	forwarded to customer care	in progress	Cllr to follow up
	05.10.2014	Nil	Nil	234	Nothing needed Council's attention	N/A	N/A	N/A	N/A	N/A
	09.11.2014	1	Nil	350	Unemployment	30.11.2014		Cllr reported the complaint to NYDA	Cllr had meeting with NYDA	Cllr requested NYDA intervention
	14.12.2014	1	Nil	371	Land invasion	31.12.2014	N/A	Forwarded to Customer Care and relevant unit	Complaint will be monitored by SAPS and Municipal Security	Cllr requested SAPS to keep monitoring the situation in the area.
	04.04.2015	Nil	Nil	139	Nothing needed Council's attention	N/A	N/A	N/A	N/A	N/A
	24.05.2015	1	Nil	201	drug abuse	01.06.2015		Forwarded to SAPS	Complaint will be monitored by SAPS	Cllr requested SAPS to keep monitoring the situation in the area.
24	27.07.2014	1	Nil	133	Leaking of water hydrants	31.07.2014	N/A	Forwarded to relevant unit	Relevant unit met with the Cllr	Cllr dealt direct with the relevant unit
	10.08.2014	1	Nil	90	Housing in Oribi	01.09.2014	N/A	Forwarded to relevant unit	Relevant unit met with the Cllr	Cllr dealt direct with the relevant unit
	24.09.2014	1	Nil	38	Cutting of grass in the road edges	01.10.2014	N/A	Forwarded to relevant unit	Relevant unit met with the Cllr	Cllr dealt direct with the relevant unit
	16.11.2014	1	Nil	76	clinic issue, write-off of water bills	30.11.2014	N/A	Forwarded to relevant unit	Relevant unit met with the Cllr	Cllr dealt direct with the relevant unit
	12.12.2014	1	Nil	83	Crime and mugging in Grange area	31.12.2014	N/A	Forwarded to SAPS	Complaint will be monitored by SAPS	Cllr requested SAPS to keep monitoring the situation in the area.
	19.04.2015	1	Nil	180	Cleaning of streets	04.05.2015	N/A	Forwarded to relevant unit	follow up with customer care	Cllr to follow up
	17.05.2015	1	Nil	123	title deeds issue, repossession of houses	30.06.2015	N/A	Forwarded to relevant unit	underway. Houses to be handed over to righful owners	Cllr to follow up
25	14.08.2014	1	Nil	80	Potholes, refuse removal problem and cutting of grass in the road edges	01.09.2014	N/A	forwarded to customer care	follow up with customer care	Cllr to follow up
	27.11.2014	1	Nil	72	maintenance of streetlights, safety and security	02.12.2014	N/A	Forwarded to Customer Care and relevant unit as well as SAPS	Complaint will be monitored by SAPS	Cllr requested SAPS to keep monitoring the situation in the area.
	04.02.2015	1	Nil	75	Nothing needed Council's attention	02.03.2015	N/A	N/A	N/A	N/A
	12.02.2015	1	Nil	55	Roadsigns	02.03.2015	N/A	Forwarded to relevant unit	Relevant unit met with the Cllr	Cllr dealt direct with the relevant unit

TABLE 24: MANAGER: OFFICE OF THE MUNICIPAL MANAGER / OFFICE OF THE SPEAKER - MSUNDUZI MUNICIPALITY
Record of Challenges / Complaints / Requests for Services per Ward as per Circular 63 - Municipal Finance Management Act
2014/2015 Financial Year

COMMUNITY MEETINGS

WARD	Date of Meeting	Number of Participating Municipal Councillors	Number of Participating Municipal Administrators	Number of Community members attending	Challenges / Complaints / Requests for Services received	Date information forwarded to Customer Care / Relevant Department for actioning	Date followed up with Customer Care / Relevant Department	Measures taken to address Challenges / Complaints / Requests for Services received per ward	Status of Challenges / Complaints / Requests for Services received per ward	Dates and manner of feedback given to Councillors to forward to the Ward Committee
25	11.03.2015	1	2	32	Soil erosion causing damage to property	31.03.2015	N/A	Forwarded to relevant unit	Relevant unit met with the Cllr	Cllr dealt direct with the relevant unit
	11.05.2015	1	1	79	crime	30.06.2015	N/A	Forwarded to relevant unit	Relevant unit met with the Cllr	Cllr dealt direct with the relevant unit
26	26.11.2014	1	Nil	35	Unemployment		N/A	N/A	N/A	Cllr to follow up
	23.01.2015	1	Nil	35	Housing issues		N/A	Forwarded to relevant unit	Relevant unit met with the Cllr	Cllr dealt direct with the relevant unit
	24.05.2015	1	Nil	25	high master poles	30.06.2015	N/A	Forwarded to relevant unit	Relevant unit met with the Cllr	Cllr dealt direct with the relevant unit
27	06.09.2014	1	Nil	27	Waste removal, illegal dumping andillegal connection of electricity	01.10.2014	N/A	Forwarded to relevant unit	Relevant unit met with the Cllr	Cllr dealt direct with the relevant unit
	06.12.2014	1	Nil	37	Potholes and crime	31.12.2014	N/A	Forwarded to Customer Care and relevant unit	Complaint will be monitored by SAPS	Cllr requested SAPS to keep monitoring the situation in the area.
	14.03.2015	1	Nil	54	Illegal tuckshop applications, valuation roll, leaking water meter& low cost housing	31.03.2015	N/A	Forwarded to Customer Care and relevant unit	Complaint will be monitored by SAPS and Municipal Security	Cllr requested SAPS to keep monitoring the situation in the area.
	13.06.2015	1	Nil	50	indigent application form, IDP	30.06.2015	N/A	Forwarded to relevant unit	Relevant unit met with the Cllr	Cllr dealt direct with the relevant unit
28	31.07.2014	1	7	4	Master lights	31.07.2014	N/A	Forwarded to Customer Care and relevant unit	Relevant unit met with the Cllr	Cllr dealt direct with the relevant unit
	25.09.2014	3	2	13	Water leak in the streets, grass cutting and trees	01.10.2014	N/A	Forwarded to Customer Care and relevant unit	Relevant unit met with the Cllr	Cllr dealt direct with the relevant unit
	27.11.2014	1	1	79	Pedestrian side	02.12.2014	N/A	Forwarded to Customer Care and relevant unit	Relevant unit met with the Cllr	Cllr dealt direct with the relevant unit
	22.11.2014	1	2	150	Indigent application	02.12.2014	N/A	Forwarded to Customer Care and relevant unit	Relevant unit met with the Cllr	Cllr dealt direct with the relevant unit
	26.02.2015	1	Nil	150	Indigent application	02.03.2015	N/A	Forwarded to Customer Care and relevant unit	Relevant unit met with the Cllr	Cllr dealt direct with the relevant unit
	26.03.2015	1	2	40	election of Ward committee	31.03.2015	N/A	Request made to the office of the Speaker	Speaker's office will set a date to conduct Ward committee elections	Cllr dealt direct with the office of the Speaker
	28.05.2015	1	1	32	water burst	30.06.2015	N/A	Forwarded to Customer Care and relevant unit	Relevant unit met with the Cllr	Cllr dealt direct with the relevant unit
29	31.08.2014	1	Nil	147	Low cost housing and settlement	01.09.2014	N/A	Forwarded to Customer Care and relevant unit	Relevant unit met with the Cllr	Cllr dealt direct with the relevant unit
	28.08.2014	1	Nil	71	speed humps near the school	01.09.2014	N/A	Forwarded to Customer Care and relevant unit	Relevant unit met with the Cllr	Cllr dealt direct with the relevant unit
	13.09.2014	1	3	68	title deeds, water problem	01.10.2014	N/A	Forwarded to Customer Care and relevant unit	Relevant unit met with the Cllr	Cllr dealt direct with the relevant unit
	16.11.2014	1	Nil	54	Water leaks on the street	30.11.2014	N/A	Forwarded to Customer Care and relevant unit	Relevant unit met with the Cllr	Cllr dealt direct with the relevant unit
	03.12.2014	1	Nil	220	roads to be tarred, housing renovations, electricty	31.12.2014	N/A	Forwarded to Customer Care and relevant unit	Relevant unit met with the Cllr	Cllr dealt direct with the relevant unit

TABLE 24: MANAGER: OFFICE OF THE MUNICIPAL MANAGER / OFFICE OF THE SPEAKER - MSUNDUZI MUNICIPALITY
Record of Challenges / Complaints / Requests for Services per Ward as per Circular 63 - Municipal Finance Management Act
2014/2015 Financial Year

COMMUNITY MEETINGS										
WARD	Date of Meeting	Number of Participating Municipal Councillors	Number of Participating Municipal Administrators	Number of Community members attending	Challenges / Complaints / Requests for Services received	Date information forwarded to Customer Care / Relevant Department for actioning	Date followed up with Customer Care / Relevant Department	Measures taken to address Challenges / Complaints / Requests for Services received per ward	Status of Challenges / Complaints / Requests for Services received per ward	Dates and manner of feedback given to Councillors to forward to the Ward Committee
29	22.02.2015	1	3	350	Feedback on service delivery	31.03.2015	N/A	Forwarded to Customer Care and relevant unit	Relevant unit met with the Cllr	Cllr dealt direct with the relevant unit
	14.03.2015	1	2	219	Installation of main boxes for lights	31.03.2015	N/A	Forwarded to Customer Care and relevant unit	Relevant unit met with the Cllr	Cllr dealt direct with the relevant unit
	22.03.2015	1	4	310	Feedback from Umpheme development company	31.03.2015	N/A	Forwarded to Customer Care and relevant unit	Relevant unit met with the Cllr	Cllr dealt direct with the relevant unit
	14.06.2014	1	1	129	illegal connection of electricity, housing	01.07.2015	N/A	Forwarded to Customer Care and relevant unit	Complaint will be monitored by SAPS and Municipal Security	Cllr requested SAPS to keep monitoring the situation in the area.
	10.06.2015	1	1	370	housing, streetlights,	01.07.2015	N/A	Forwarded to Customer Care and relevant unit	Relevant unit met with the Cllr	Cllr dealt direct with the relevant unit
30	22.09.2014	1	2	27	Potholes, water meter to repaired	01.10.2014	N/A	Forwarded to Customer Care and relevant unit	Relevant unit met with the Cllr	Cllr dealt direct with the relevant unit
	24.11.2014	1	4	79	Grass cutting in grounds/maintenance	31.12.2014	N/A	Forwarded to Customer Care and relevant unit	Relevant unit met with the Cllr	Cllr dealt direct with the relevant unit
	07.12.2014	1	3	61	Cutting of tall trees in the roads edge	29.11.2013	N/A	Forwarded to Customer Care and relevant unit	Relevant unit met with the Cllr	Cllr dealt direct with the relevant unit
	20.02.2015	1	2	74	Canalisation of streams update	02.03.2015	N/A	Forwarded to Customer Care and relevant unit	Relevant unit met with the Cllr	Cllr dealt direct with the relevant unit
	16.04.2015	Nil	2	66	Grass cutting in grounds/maintenance			Forwarded to Customer Care and relevant unit	Relevant unit met with the Cllr	Cllr dealt direct with the relevant unit
	22.05.2015	1	3	43	reservoir to constructed, speed humps, pathways in BrixhamRd	30.06.2015	N/A	Forwarded to Customer Care and relevant unit	Relevant unit met with the Cllr	Cllr dealt direct with the relevant unit
	26.06.2015	Nil	3	60	hall maintainance, sewer, illegal dumping	01.07.2015	N/A	Forwarded to Customer Care and relevant unit	Relevant unit met with the Cllr	Cllr dealt direct with the relevant unit
31	05.03.2015	1	5	220	Election of WC	31.03.2015	N/A	Request made to the office of the Speaker	Speaker's office will set a date to conduct Ward committee elections	Cllr dealt direct with the office of the Speaker
	11.09.2014	1	2	80	illegal dumping	01.10.2014	01.10.2014	Cllr communicated with the relevant unit	Cllr communicated with the relevant unit	Cllr communicated with the relevant unit
	09.10.2014	1	2	126	street light maintanance	31.10.2014	31.10.2014	Cllr communicated with the relevant unit	Cllr communicated with the relevant unit	Cllr communicated with the relevant unit
	06.11.2014	1	2	89	water leaks	30.11.2014	30.11.2014	Cllr communicated with the relevant unit	Cllr communicated with the relevant unit	Cllr communicated with the relevant unit
	05.02.2015	1	2	90	speed humps	02.03.2015	02.03.2015	Cllr communicated with the relevant unit	Cllr communicated with the relevant unit	Cllr communicated with the relevant unit

TABLE 24: MANAGER: OFFICE OF THE MUNICIPAL MANAGER / OFFICE OF THE SPEAKER - MSUNDUZI MUNICIPALITY
Record of Challenges / Complaints / Requests for Services per Ward as per Circular 63 - Municipal Finance Management Act
2014/2015 Financial Year

COMMUNITY MEETINGS										
WARD	Date of Meeting	Number of Participating Municipal Councillors	Number of Participating Municipal Administrators	Number of Community members attending	Challenges / Complaints / Requests for Services received	Date information forwarded to Customer Care / Relevant Department for actioning	Date followed up with Customer Care / Relevant Department	Measures taken to address Challenges / Complaints / Requests for Services received per ward	Status of Challenges / Complaints / Requests for Services received per ward	Dates and manner of feedback given to Councillors to forward to the Ward Committee
32	06.07.2014	1	Nil	25	Roads full of potholes needs to be repaired	31.07.2014	N/A	Forwarded to Customer Care and relevant unit	Relevant unit met with the Cllr	Cllr dealt direct with the relevant unit
	25.09.2014	1	Nil	32	Electricity outrages	01.10.2014	N/A	Forwarded to Customer Care and relevant unit	Relevant unit met with the Cllr	Cllr dealt direct with the relevant unit
	09.10.2014	1	1	64	Water problems, standpipes leakes	31.10.2014	N/A	Forwarded to Customer Care and relevant unit	Relevant unit met with the Cllr	Cllr dealt direct with the relevant unit
	19.02.2015	1	Nil	58	Stealing of electricity	31.03.2015	N/A	Forwarded to Customer Care and relevant unit	Relevant unit met with the Cllr	Cllr dealt direct with the relevant unit
	19.03.2015	1	Nil	Nil	Streetlights maintenance	04.05.2015	N/A	Forwarded to Customer Care and relevant unit	Relevant unit met with the Cllr	Cllr dealt direct with the relevant unit
	09.04.2015	1	Nil	34	illegal dumping	04.05.2015	N/A	Forwarded to Customer Care and relevant unit	Relevant unit met with the Cllr	Cllr dealt direct with the relevant unit
	14.04.2015	1	Nil	52	loadshedding	01.06.2015	N/A	Forwarded to Customer Care and relevant unit	Relevant unit met with the Cllr	Cllr dealt direct with the relevant unit
	28.05.2015	1	Nil	80	road marking	01.06.2015	N/A	Forwarded to Customer Care and relevant unit	Relevant unit met with the Cllr	Cllr dealt direct with the relevant unit
	06.06.2015	1	Nil	92	water leaks, storm water drains, tree cutting	01.07.2015	N/A	Forwarded to Customer Care and relevant unit	Relevant unit met with the Cllr	Cllr dealt direct with the relevant unit
33	20.07.2014	1	3	526	RDP housing and electricity	31.07.2014	N/A	Forwarded to Customer Care and relevant unit	Relevant unit met with the Cllr	Cllr dealt direct with the relevant unit
	10.08.2014	1	4	129	Potholes in some areas	01.09.2014	N/A	Forwarded to Customer Care and relevant unit	Relevant unit met with the Cllr	Cllr dealt direct with the relevant unit
	27.09.2014	1	Nil	15	Water, and crime	01.10.2014	N/A	Forwarded to Customer Care and relevant unit	Relevant unit met with the Cllr	Cllr dealt direct with the relevant unit
	16.10.2014	1	4	73	low cost housing and settlement	31.10.2014	N/A	Forwarded to Customer Care and relevant unit	Relevant unit met with the Cllr	Cllr dealt direct with the relevant unit
	20.11.2014	1	Nil	17	Illegal connection of electricity	30.11.2014	N/A	Forwarded to Customer Care and relevant unit	Complaint will be monitored by SAPS and Municipal Security	Cllr requested SAPS to keep monitoring the situation in the area.
	18.03.2015	1	11	182	electricity meeting	31.03.2015	N/A	Forwarded to Customer Care and relevant unit	Relevant unit met with the Cllr	Cllr dealt direct with the relevant unit
	08.05.2015	1	1	113	jika joe informal settlement,	29.05.2015	N/A	Forwarded to Customer Care and relevant unit	Relevant unit met with the Cllr	Cllr dealt direct with the relevant unit
	21.05.2015	1	1	47	prostitution	01.06.2015	N/A	Forwarded to Customer Care and relevant unit	Complaint will be monitored by SAPS and Municipal Security	Cllr requested SAPS to keep monitoring the situation in the area.
34	24.05.2015	1	Nil	139	potholes to be repaired	31.07.2015	N/A	forwarded to customer care	follow up with customer care	Cllr to follow up
	18.06.2015	1	Nil	176	neighbourhood watch,, boomgates, crime	01.07.2015	N/A	forwarded to customer care	follow up with customer care	Cllr to follow up
	30.11.2014	1	Nil	8	Potholes	05.12.2014	05.12.2014	Cllr communicated with the relevant unit	Cllr communicated with the relevant unit	Cllr communicated with the relevant unit
	28.12.2014	1	1	8	Crime	09.01.2015	09.01.2015	Forwarded to SAPS	Complaint will be monitored by SAPS	Cllr requested SAPS to keep monitoring the situation in the area.
	10.04.2015	1	Nil	8	housing	15.04.2015	15.04.2015	Cllr communicated with the relevant unit	Cllr communicated with the relevant unit	Cllr communicated with the relevant unit

TABLE 24: MANAGER: OFFICE OF THE MUNICIPAL MANAGER / OFFICE OF THE SPEAKER - MSUNDUZI MUNICIPALITY
Record of Challenges / Complaints / Requests for Services per Ward as per Circular 63 - Municipal Finance Management Act
2014/2015 Financial Year

COMMUNITY MEETINGS										
WARD	Date of Meeting	Number of Participating Municipal Councillors	Number of Participating Municipal Administrators	Number of Community members attending	Challenges / Complaints / Requests for Services received	Date information forwarded to Customer Care / Relevant Department for actioning	Date followed up with Customer Care / Relevant Department	Measures taken to address Challenges / Complaints / Requests for Services received per ward	Status of Challenges / Complaints / Requests for Services received per ward	Dates and manner of feedback given to Councillors to forward to the Ward Committee
34	17.05.2015	1	Nil	8	maintanance of pool	21.05.2015	21.05.2015	Cllr communicated with the relevant unit	Cllr communicated with the relevant unit	Cllr communicated with the relevant unit
35	27.07.2014	1	Nil	396	Installation of high lights	31.07.2014	N/A	forwarded to customer care	follow up with customer care	Cllr to follow up
	28.10.2014	1	2	46	Repairing of potholes in most streets	31.10.2014	N/A	forwarded to customer care	follow up with customer care	Cllr to follow up
	04.03.2015	1	4	161	Cleaning and refuse removal	31.03.2015	N/A	forwarded to customer care	follow up with customer care	Cllr to follow up
	14.06.2015	1	Nil	259	Electricity bills	15.06.2015	15.06.2015	Cllr communicated with the relevant unit	Cllr communicated with the relevant unit	Cllr communicated with the relevant unit
36	03.06.2015	1	Nil	47	development of flats in Jesmond and boarding establishment in Oribi Road	31.06.2015	N/A	forwarded to customer care	follow up with customer care	Cllr to follow up
	20.08.2014	1	Nil	86	potholes	04.05.2015	04.05.2015	Cllr communicated with the relevant unit	Cllr communicated with the relevant unit	Cllr communicated with the relevant unit
	15.10.2014	1	Nil	59	illegal dumping	01.06.2015	01.06.2015	Cllr communicated with the relevant unit	Cllr communicated with the relevant unit	Cllr communicated with the relevant unit
	20.05.2015	1	1	52	grass cutting	01.07.2015	01.07.2015	Cllr communicated with the relevant unit	Cllr communicated with the relevant unit	Cllr communicated with the relevant unit
	08.06.2015	1	Nil	44	restructuring of ward committee, relocation of ward office	31.07.2015	31.07.2015	Forwarded to the office of the Speaker	Speaker's office planned ward committee by-elections	Cllr made a date to conduct ward committee by-elections
37	06.-7.2014	1	Nil	51	Toilets and RDP houses	31.07.2014	N/A	Cllr communicated with the relevant unit	Cllr communicated with the relevant unit	Cllr communicated with the relevant unit
	25.10.2014	1	Nil	80	stealing of electricity and houses	31.10.2014	N/A	Cllr communicated with the relevant unit	Cllr communicated with the relevant unit	Cllr communicated with the relevant unit
	23.11.2014	1	Nil	105	toilets, houses and access roads	30.11.2014	N/A	Cllr communicated with the relevant unit	Cllr communicated with the relevant unit	Cllr communicated with the relevant unit
	07.12.2014	1	Nil	50	stealing of electricity and houses	31.12.2014	N/A	Cllr communicated with the relevant unit	Cllr communicated with the relevant unit	Cllr communicated with the relevant unit
	10.05.2015	1	Nil	140	Housing	01.06.2015	N/A	Cllr communicated with the relevant unit	Cllr communicated with the relevant unit	Cllr communicated with the relevant unit
	24.05.2015	1	Nil	50	Trees to be removed, fixing streetlights	01.06.2015	N/A	Cllr communicated with the relevant unit	Cllr communicated with the relevant unit	Cllr communicated with the relevant unit

COMMENT ON THE EFFECTIVENESS OF THE PUBLIC MEETINGS HELD:

The Municipality and Communities alike benefited from the meetings mentioned above as through the consultative processes, brainstorming occurred and ward committees imparted their advice to the Councillor who in turn did so to council. Council then took these recommendations forward by using certain aspects in terms of the Municipal Turnaround Strategy. Requests are being dealt with in a systematic manner with council having taken a decision to open a fully-fledged call centre to take calls from community members where there are issues of service delivery.

2.5. IDP PARTICIPATION AND ALIGNMENT

TABLE 25: IDP PARTICIPATION AND ALIGNMENT CRITERIA*	YES/NO
Does the municipality have impact, outcome, input, output indicators?	Yes
Does the IDP have priorities, objectives, KPIs, development strategies?	Yes
Does the IDP have multi-year targets?	Yes
Are the above aligned and can they calculate into a score?	Yes
Does the budget align directly to the KPIs in the strategic plan?	Yes
Do the IDP KPIs align to the Section 57 Managers	Yes
Do the IDP KPIs lead to functional area KPIs as per the SDBIP?	Yes
Were the indicators communicated to the public?	Yes
Were the four quarter aligned reports submitted within stipulated time frames?	Yes
*Section 26 Municipal Systems Act 2000 T2.5.1	

COMPONENT D: CORPORATE GOVERNANCE

OVERVIEW OF CORPORATE GOVERNANCE

Corporate Governance at Msunduzi Municipality entails Risk Management, Anti-Corruption and Fraud and Supply Chain Management which is unpacked below.

2.6. RISK MANAGEMENT

In terms of Section 62(1)(c)(i) of the Municipal Finance Management Act, Act 53 of 2003 the Accounting Officer is responsible to establish and maintain effective, efficient & transparent systems of risk management.

Section 95 of the MFMA reaffirms the responsibilities of the Accounting Officer in so far as maintenance of effective, efficient and transparent systems of risk financial, risk management and internal control. Section 78 of the MFMA outlines the general responsibilities of Senior Management and other officials of the Municipality. The responsibilities of these officials have a direct bearing in financial and risk management, governance and systems of internal controls.

In terms of International Standards of Organisations [ISO] 31000:2009 – Risk Management, risks affecting organizations can have consequences in terms of economic performance and professional reputation, as well as environmental, safety and societal outcomes. Therefore, managing risk effectively helps organisations to perform well in an environment full of uncertainty.

In terms of the Committee of Sponsoring Organizations of the Treadway Commission (COSO) Enterprise risk management is a process, effected by an entity's board of directors (Council), management and other personnel, applied in strategy setting and across the organization, designed to identify potential events that may affect the organization, and manage risk to be within its risk appetite, to provide reasonable assurance regarding the achievement or organization's objectives.

The MFMA has established the legal framework for Risk Management in the local government sphere that enforces risk management practice. Risk Management is about managing a potential inability by the municipality to fulfill the requirements of the Constitution. It is for this reason that the Constitution of the Republic of South Africa is the fundamental foundation for risk management. The preamble of our constitution and Chapter 2 of the Constitution deals extensively with the Bill of Rights. The Constitution describes one of the values of founding provisions as; Human dignity, the achievement of quality and the advancement of human rights and freedoms. Section 3 of the Constitution further states that all citizens are equally entitled to the rights, privileges and benefits of citizenship.

- The values that are enshrined in the Constitution and the Bill of Right are relevant to risk management.
- The Msunduzi Municipality is aware that no organization is functioning in a risk-free environment and as a public institution it is susceptible to risks associated with the fulfilling of our constitutional mandate.

The Msunduzi Municipality is committed to achieve its vision as set out in its Integrated Development Plan (IDP) document as well as its vision 2030 City Development Strategy and to contribute towards building a "better life for all" through the blue print National Development Plan. Msunduzi therefore consider risk management as an integral part of its strategy and operations and as a management tool to assist in achieving our service delivery objectives.

To effectively manage risks to the achievement of the municipality's objectives provides managers with a systematic way to make responsible, coherent and informed decisions and enables them to achieve improved outputs and outcomes. A structured approach to the management of risks also enhances and encourages the identification of greater opportunities for continuous improvement through innovation.

In most of the public sector organisations "risk management" is viewed as a stand-alone activity that requires special skills and resources and adds to an already cumbersome workload. Msunduzi prefer to talk about managing risks, rather than "risk management" and incorporates risk management principles into its everyday management processes.

Risk Management Practices requires the Accounting Officer to manage the strategic and operational risks of the municipality. The Msunduzi risk management system provides for mitigating strategies and control activities against the risks within the municipality from unacceptable likelihood and impact.

The municipality's risk management system identifies strategic and operational risks and assigns responsibility to appropriate officials within the municipality. The Audit Committee's role in relation to risk is to provide an oversight role and advise Council.

The municipality has a Risk Management Committee in place that meets on quarterly basis and is made of the Deputy Municipal Managers. The Risk Management Committee has its terms of reference.

Risk register is updated on regular basis and as the municipality embarks on new initiatives and programmes any emerging risks that could have a negative impact on the municipality's ability to achieve its strategic objectives.

The Council is ultimately responsible for risk management supremacy with Exco and Audit Committee playing a very crucial oversight role as a function that is delegated to them and legislated. The status of strategic and operational risks are reported and monitored on regular basis by Internal Audit Unit and Risk Management Committee who give feed back to the Accounting Officer and Audit Committee.

The following are the top five significant risks that are facing the municipality. The municipality is fully aware of the root causes and has been able to put in place mitigating strategies within the SDBIP for 2013/14 which goes to outer year of the MTERF.

RISK	ROOT CAUSES	MITIGATION STRATEGIES BY MANAGEMENT
Loss of life	• Conductors/Cable faults on secondary network • Primary infrastructure ageing • Obsolete switchgears • illegal connections • old substation buildings • theft of infrastructure components	• Conducting conditional assessment on the MV network & prepare a plan for replacement/refreshment of obsolete infrastructure assets. • Programmes in place to replace old infrastructure with new infrastructure, refurbishment & replace copper conductors with aluminium, installation of new switchgear (Network Upgrade). • Accelerate electrification of informal settlements areas. • Continuous campaigns to uproot illegal connections. • New strategy has been approved by Council & is being implemented
Electricity losses	• Conductors/Cable faults on secondary network • Primary infrastructure ageing • Obsolete switchgears • illegal connections • old substation buildings • theft of infrastructure components • Low society moral fiber and crime rate	• Conducting conditional assessment on the MV network & prepare a plan for replacement/refreshment of obsolete infrastructure assets. • Programmes in place to replace old infrastructure with new infrastructure, refurbishment & replace copper conductors with aluminium, installation of new switchgear (Network Upgrade). • Accelerate electrification of informal settlements areas. • Continuous campaigns to uproot illegal connections. • New strategy has been approved by Council & is being implemented
Shortage of burial space which could result on Msunduzi community not able to do burials of their families & loves ones.	Lack of pro-active long-term planning in the past for the burial services.	• Sites have been identified for burial purposes but there are challenges as follows: 30 hectares have been authorized for cemetery purposes in Ethembeni subject to approval of Environmental Management Program by DEDTEA. Further space have been identified through purchase of private land (portion of a farm near Foxhill) to be developed into a cemetery subject to positive Environmental & Planning Studies. The EIA are subject to approval by the Department of Environmental Affairs.
Huge debtor's book & low collection rate which impends solvency & liquidity of the municipal finances & going concern or sustainability of the municipal operations	• High rate of unemployment. • Lack of vigorous strategy to collect & data cleansing.	• Data cleansing will be undertaken. • Despite financial a constraint which is an impediment, a strategy will be developed to deal with huge debtor's book & vigorous collection. • The filling of critical posts in finance has been prioritized. • Daily cash flow monitoring will reflect early warning signals.
Loss of institutional memory due to high turnover of skilled and experienced engineers & other professional staff s & critical positions left vacant for long periods after resignations and retirements. Infrastructure Services [Electricity, Water, Roads & PMU]	Lack of Human Resource Planning in the municipality	• Develop & implement business continuity plan including ICT disaster recovery plan. • Implement ICT Governance Strategy. • Implement revised organogram to provide for additional skilled engineers and other professional staff. • implore recruitment of retired engineers to provide mentorship to the young Technicians & professionals staff to build • Consideration for the incentive for the retention & attraction of engineers & other professionals

2.7. ANTI-CORRUPTION AND FRAUD

FRAUD AND ANTI-CORRUPTION STRATEGY

The Municipal Council has a policy on anti-fraud & corruption adopted on 24 April 2013. The intention was to cultivate a philosophy; that the entire municipality will fight fraud and corruption as a team and the Policy is set at a high level to cover the worst-case scenario. The Policy seeks to exemplify the following:

- Provision of a focal point and allocation of responsibility, accountability and authority;
- Serves as a conceptual, analytical, planning and review tool;
- Provides a common understanding of what constitutes fraud and corruption that needs to be communicated throughout the Municipal Council;
- Raises vigilance, which means that staff, management and councillors need to be actively involved on an on-going basis in preventing, detecting and investigating fraud and corruption;
- Uncover the facts which refer to the processes and skills required to manage allegations of fraud and corruption;
- Deterring fraud and corruption, which refers to the processes required in ensuring disciplinary, criminal action and civil recovery are instigated as appropriate, pursuing heavy penalties and advising staff of the outcome; and
- Presents the key elements required for effective prevention of fraud and corruption and represent the approach of Msunduzi Municipality to managing risk of fraud and corruption.

The policy draws its legal mandate from Chapter 2 of the Constitution which deals extensively with the Bill of Rights. The following sections under the Bill of Right are relevant to the obligations of the Constitution versus management of risks including the risk of fraud and corruption. The Constitution describes one of the values of the founding provisions as; Human dignity, the improvement of the quality of life of all citizens and to free the potential of each person. Section 195 of the Constitution provides normative basic values and principles for public administration, including the following:

- A high standard of professional ethics must be promoted and maintained.
- Efficient, economic and effective use of resources must be promoted.
- People's needs must be responded to, and the public must be encouraged to participate in policy-making.
- Public administration must be accountable.

The anti-fraud and corruption policy is further supported by a Whistle Blowing Policy which was also adopted on the same date as the above policy. The following informed the development of the Whistle Blowing Policy:

- When an employee or a councillor or a member of the public realize something is not right within the municipality, they may not want to express their concerns because they feel that doing so would be disloyal to their colleagues or to the municipality and they may also hold back in fear, for example fear of harassment or even victimization. In these circumstances it may be easier to often ignore the situation than report especially when it may just be a suspicion of Ethical misconduct.
- Msunduzi Municipality is committed to its Code of Conduct and has the expectation that where its employees and stakeholders believe that either Msunduzi Municipality or its stakeholders aren't abiding by the Code of Conduct, they should come forward and voice a breach of the code or their concerns.
- This policy specifically provides clarity to all Msunduzi Municipal Employees, Councillors and Suppliers that they can without fear of victimization, subsequent discrimination or disadvantage raise breaches of the Msunduzi Municipality Code of Conduct, Municipal Structures Act, Municipal Systems Act, Municipal Finance Management Act, Supply Chain Management Regulations. The policy further encourages that rather than ignoring a situation or concern, that employees and suppliers alike use the Presidential Fraud Hotline to either confidentially or anonymously report the breach or concern. The party making the call can be assured that wherever practical, and subject to any legal constraints, investigations will proceed on a confidential basis.

The Whistle Blowing Policy:

- is intended to encourage employees, Councillors and members of public to feel confident in raising breaches, concerns or disclosing of information relating to fraud and corruption or irregular and or criminal activity in work place in a responsible manner without fear of victimization;
- is to ensure the whistleblowers that they will be protected from possible reprisals or victimization if the disclosure was made in good faith;
- strive to create a culture which will facilitate the eradication of criminal and other irregular conduct within the municipality;
- provides venues and guidelines for employees, Councillors and members of public to disclose information relating to fraud and corruption or irregular and or criminal activity in work place rather than overlooking a problem or blowing the whistle to inappropriate channels; and
- Reaffirms the commitment of the Msunduzi Municipality to the Protected Disclosures Act, Act 26 of 2000 came into effect on 16 February 2001.

To give effect to the above policies the Full Council adopted an anti-fraud and corruption strategy which is supported by a matrix of activities and assigns responsibility.

The community has played a pivotal role in reporting unethical behaviour, theft of fuel, electricity, cables, fraud, corruption and other gross irregularities allegedly taking place within the municipality and we thank all of them because as a municipality we cannot identify all these immoral behaviour alone. Without the activism of the citizens of Msunduzi to protect their rates and tax monies which they work very hard for, the municipality will be a lone voice against the scourge of fraud, corruption, theft and other gross irregularities which has become an impediment against service delivery.

In August 2014, Msunduzi Municipality launched an Anti-Fraud and Corruption Strategy which is supported by the whistleblowing hotline in order to afford the members of the public an opportunity to report allegations of fraud, corruption, theft, gross maladministration and other gross irregularities anonymously 24 hours a day, 7 days a week and 365 days a year in both IsiZulu and English.

This has been a successful governance initiative that the municipality has ever embarked on since its establishment. Five hundred and fifty (550) contacts were made by the whistle-blowers to the hotline during the 2014/15 financial year. 100 reports were generated from the 550 contacts made by the whistle-blowers are as follows:

- 45.25% related to electricity theft,
- 19.00% related to various nature of unethical behavior by the employees (which could be absenteeism, inappropriate conduct, etc.),
- 13.83% related to misuse and abuse of municipal vehicles,
- 12.50% related to fraud and corruption,
- 5.83% related to the illegal connection of water (which has a direct bearing on the annual total losses as a result of technical issues, i.e., burst pipes, distribution, underground leaks, etc.
- 2.17% related to a number of account queries alleging possible unbecoming conduct by our employees; and
- 1.42% related to theft.

It must be borne in mind that apart from the cases reported on the hotline there are whistle-blowers who come direct to the municipal structures, mainly Internal Audit Unit to report alleged irregularities.

Allegations that are reported through whistle blowing hotline and other means are prioritized by conducting preliminary investigation to test the veracity of the allegations & conduct full scale investigations on each case where deemed necessary. Where criminality has been established cases are registered with the SAPS & civil recoveries are referred and pursued with vigour. In one matter arrests were made & the matter has been remanded in court.

Only tough measures would save the municipality hundreds of millions rands. The tough measures that have been taken include not paying the suppliers who are found to have been involved in fraud, corruption and other serious irregularities in during appointment to curb losses and this is in line with the provision of the Municipal Finance Management Act. Any supplier who is found to have been involved in fraud or corruption would not be paid by the municipality but instead the contract will cancelled with immediate effect. We would like to encourage the suppliers of services to the municipality to come forward when they are approached by our own employees with a view to solicit corrupt payments or bribery as it used to be known because their silence becomes a clear indication that they are actually enjoying paying corrupt payments for work that they had rightfully awarded by the municipality.

The following summarizes forensic investigations which were completed & those that are in progress.

Losses incurred by the municipality for completed forensic investigations amounts to R1 0264 930.

Total actual losses incurred by the municipality that was established & confirmed by our forensic investigations is R14 103 833

Potential losses which are anticipated to be incurred by the municipality as uncovered by our forensic investigations which are in progress amounts to R5 260 4000

Thirty three (33) matters were under investigation in the year under review including six (6) cases that was carried over from 2013/14. Of the thirty three (33) cases thirteen were finalized.

There are sixty [60] suspects which are being investigated and twenty [20] of them are municipal employees and twenty eight [28] service providers doing business with the municipality and nine [9] are former employees who either opted to retire or resigned when they were charged with misconduct. The forensic investigations vary in stages and relate to fraud, corruption, money laundering and theft which involve locomotion allowance, fuel, construction, theft of cash, theft of copper, overtime, materials, abuse of motor vehicles, theft of time, etc. These cases have been reported to the Directorate of Priority Crimes Investigations ("the Hawks"). The forensic investigations had resulted in the referral of 20 matters for disciplinary action for among others. Seven cases have been referred to Legal Services for litigation purposes with a view to return properties to the municipality or alternatively to the rightful beneficiaries [to be owners] including recovery of losses incurred by the municipality

One matter relating to fraud and theft on fuel has been finalized in the magistrates' court. Two matters of theft of fuel, copper and other property for the municipality are part heard in Pietermaritzburg magistrates" court. One case involving fraud and theft relating to Prepaid Electricity is with the National Prosecuting Authority for prosecution in the Commercial Crime Court in Durban for enrolment in the court roll. Other matters are part heard in the criminal courts and matters pertaining to fraud on Housing Discount Benefit Scheme at Imbali and Edendale have been referred to the Fraud Unit of the SAPS including litigation.

The unit also uncovered a scam of fraud and corruption running to millions of rand relating to Electricity Contractors and the investigation is in progress.

2.8. SUPPLY CHAIN MANAGEMENT

OVERVIEW OF SUPPLY CHAIN MANAGEMENT (SCM)

1.1. The Msunduzi Municipality's Supply Chain Management unit is a support function for all business units within the council to ensure provision of efficient, transparent, fair, equitable and cost effective procurement services hence assisting the business units to implement their service delivery priorities.

1.2. The supply chain management policy for the year 2014/2015 was adopted by Council on 30 May 2014 in term of SCM Regulation 3 (1) (a) and implemented immediately thereafter, this was the fifth review since 2005. The main change made to the policy was to bring it in line with the structure of the SCM regulations and necessary legislative requirements.

1.3. An SCM implementation plan was development and implemented throughout the year and quarterly reports on implementation were submitted to Council.

1.4. In terms of the MFMA SCM regulations and relevant legislative provisions regulating local government procurement, the SCM policy of the municipality must provide for a system of demand, acquisition, logistics, disposal, risk and performance management, and thus the Msunduzi SCM policy has been aligned accordingly. The following is a brief overview of the processes that have been established and implemented within the Supply Chain Management system as drawn from the SCM model below.

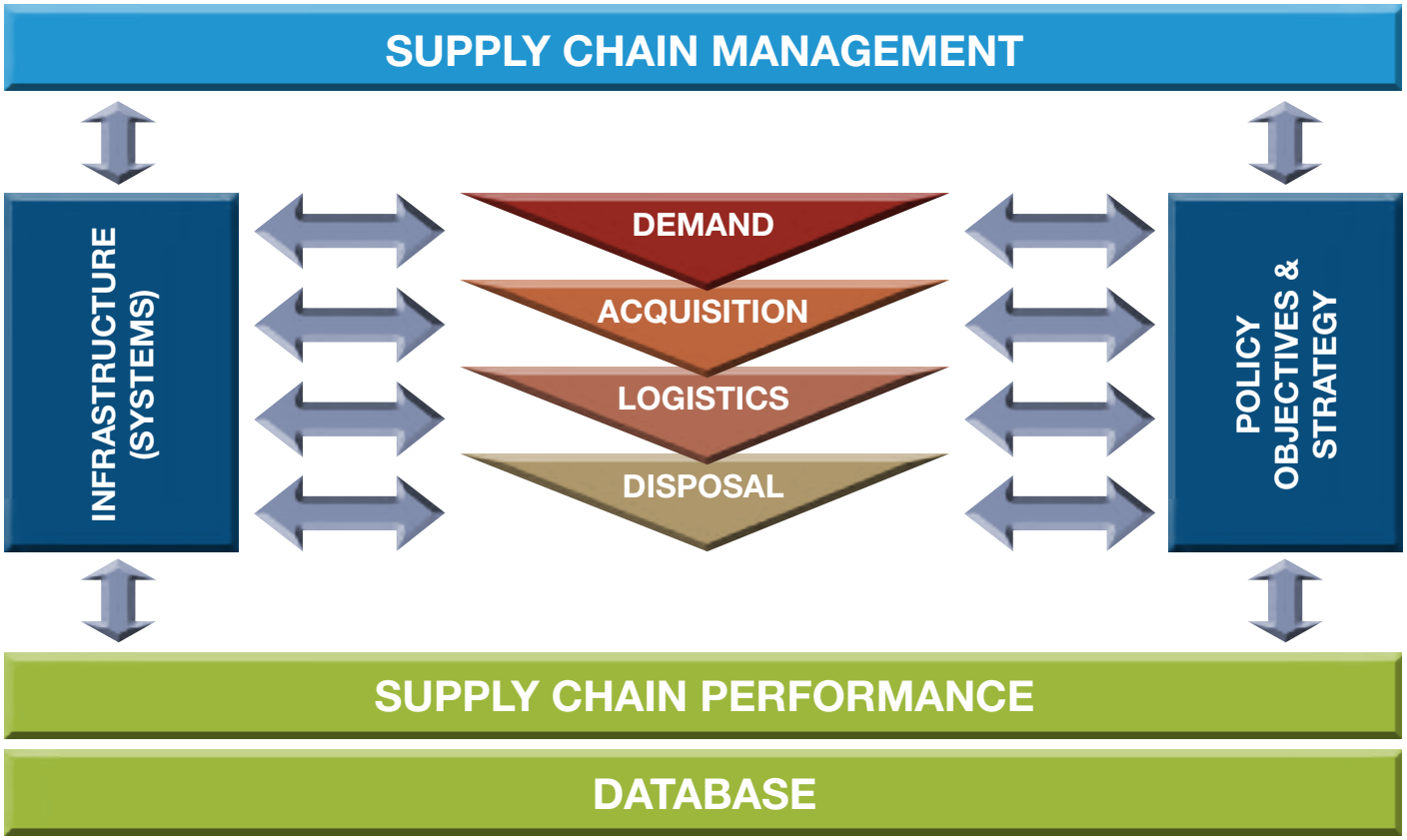

1.4.1. Demand management

The Procurement Plan defines the Supply Chain Management needs of the organization,aligned to the municipality's IDP, Budget and Departmental SDBIP. The plan is for a minimum of one year but aligned to the IDP three year period, this is especially critical in the case of capital projects requiring the issuing of bids for multiyear projects, as well as in order to obtain cost savings through longer term goods and service contracts (limited to a three-year period in terms of the MFMA).

The main objective of the plan is to assist the service delivery business units to achieve their service delivery mandates and to meet their service delivery requirements without any SCM processes delays and this forms the integral component of the entire process to ensure effectiveness, efficient and economical SCM processes.

The preferential policy objectives were identified at a global level hence during the 2013/2014 financial year a procurement plan was established and implemented.

1.4.2. Acquisition Management

Thresholds as per section 12 of the SCM regulations has been set and complied with throughout the year.

A thorough review of the bid documentation was done to ensure full compliance with circular 25 and the latest SCM regulations and to ensure full compliance with circular 25 for the 2014/2015 financial year.

Proper delegations and sub delegations as per the SCM policy were established and implemented by the accounting officer the bid committees were appointed for the implementation of the acquisition management system in terms of section 79 or 106 of the Municipal Finance Management Act, including those delegated to the accounting officer in terms of SCM Regulation 4(1) and SCM Regulation 5.

Bid committee structures were established and implemented in accordance with section 27, 28 and 29 of the Supply Chain Management regulations, Details of SCM committees during 2014/2015 financial year:

Through proper demand management synergies and the implementation of SAP within the municipality, the expedition of Acquisitions management processes can be guaranteed maximum efficiencies with minimal turnaround times to ensure that goods, services and/or works are delivered promptly within the stipulated timelines. This will then necessitate Business Units to meet their service delivery mandates.

The SCM unit in collaboration with the relevant secretariat support will continually strive to ensure that the three (3) tier Bid Committee structures are fully functional and well trained to execute their functions.

Bid Specification committee

- Mr Sikelela Ndzalela Chairperson (SCM Unit)
- Mr Dhamendra Ragunandan (ISF unit)
- Mr Bheki Sosibo (ISF unit)
- Mr Sipho Nxumalo (Finance)
- Mr Thabani Madlala (Electricity)
- Mr Sipho Zimu (Local Economic Development)

Bid Evaluation Committee

- Mr Mhlangano Khumalo Chairperson from January 2015 to July 2016 (Finance: SCM unit)
- Mr Sthembiso Mbimbi (ISF unit)
- Mr Simphiwe Mchunu (ISF: Electricity
- Mr Xolile Ngebulana (CS: ICT)
- Mr Sifiso Khoza, Chairperson from July 2014 to December 2014 and member there after (Finance)
- Mrs. Lindelwa Mhlomi (ISF unit)
- Mr Kass Thaver Ex-officio member (Legal Services)
- Mr Vinay Mohanlall (Finance: SCM unit, Member from July 2014 to December 2014)
- Mr Brendon Sivparsad (ISF: Water and Electricity)

Bid Adjudication Committee

- Mrs N Ngcobo Chairperson (Finance Unit)
- Ms Dudu Gambu (SCM unit)
- Ms B Zulu (Community Services Unit)
- Mr E Nomnganga (ISF Unit)
- Dr. R Ngcobo (Economic Development Unit)
- Mrs. Madeleine Jackson Plaatjies (MM's office)
- Mr Johan Van Der Merwe Ex officio Member (Legal Services)

Asset Disposal Committee

- Ms Dhevika Anthony (Asset Management)
- Mr. Mthandeni Ngcobo (Fleet Management)
- Mr. Lungisani Kunene (Area Based management)
- Mr Xolile Ngebulana (ICT)
- Mr Chazile Ndlovu (Real Estate and Valuations)
- Barbara Morton (Legal Services)

1.4.3. Logistics management

An effective system of logistics management has been established. The continuous interrogation of inventories and improvements on systems and processes has yielded positive results in that there is a progressive reduction of stock holdings. Part of logistics management is to establish and implement appropriate standards of internal control and warehouse management to ensure that goods placed in stores are secure and only used for the purpose for which they were purchased; regular checking of stock; and monitoring and review of the supply vendor performance to ensure compliance with specifications and contract conditions for particular goods or services.

Part of the responsibilities of logistic management is to safeguard and maintain stock; Camera systems have been installed and this will greatly help in minimizing some of the losses that are associated with stock theft.

1.4.4. Disposal management

An effective system of disposal management has been established and detailed processes developed to ensure compliance with section 40 of the SCM regulations.

Disposal Committee was also established during the 2011/2012 financial year.

1.4.5. Risk Management

The newly formed Monitoring Section within the SCM Unit has been identified as a critical vehicle to benchmark between Contract and Project Management against all awarded contracts for both quotations and competitive bids.

Monitoring and Contract administration

In terms of section 116 (2) of the MFMA the accounting officer of a municipality must -

"Take all reasonable steps to ensure that a contract or agreement procured through the supply chain management policy of the municipality or municipal entity is properly enforced; monitor on a monthly basis the performance of the contractor under the contract or agreement; establish capacity in the administration of the municipality to assist the accounting officer in carrying out the duties and to oversee the day-to-day management of the contractor under the contract or agreement;" therefore we have established a Contract management Office(monitoring) within the Supply chain management unit in order to adhere to the above act.

These are activities of the contract management Monitoring Section:

- All contracts are monitored, by having regular sites visits and attending monthly site progress meetings.
- Monitoring of expenditure on supplies and services contract.
- Monitoring and rotating of contracts with panel of contractors to ensure equal distribution of work amongst the suppliers.
- To verify variation Orders on projects by Project managers and recommend to the Bid Adjudication committee.

Challenges

There are challenges with Integrating of project management and Contract management

Suppliers Database and Information Management

Suppliers Database & Information Management

- The database system has been given much needed attention in light of the migration to SAP system.
- Currently the INTENDA files in vendor data was recently analysed utilising the TransUnion vetting system to match with our Vendor master file to ensure that duplication and redundant files were cleaned accordingly ensuring that when credit payment information is uploaded it links to authentic vendor information.
- The exercise of data clean-up was also conducted in light of SCM regulation 44, regarding the prohibition of awards to persons in the service of the state which had been a serious concern as per the Auditors Generals findings from the last report.
- For the current financial period, much attention would be given Business Process mapping interventions as part SAP system implementation to ensure that information management is catered regarding the analysis of historical procurement spending . This would assist in the demand management processes to ensure that Msunduzi Municipality factors in cost effectiveness as it procures goods, services and/or works as outlined through S217 of the RSA Constitution.

1.4.6. Performance Management

A SCM policy and procedures database that ensures compliance and monitoring of compliance with the SCM regulations and processes has been developed and implemented. The database enforces the accountability to all individuals involved in SCM and to ensure that SCM processes are independently monitored to ensure that the SCM policy is followed and desired objectives are achieved.

1.5 Training of SCM Practitioners and Bid Committees

SCM Management, SCM practitioners and Bid Committee members were trained during 2014/2015 as per SCM Regulation 8 in accordance with Treasury guidelines on supply chain training to meet the competency level required for supply chain practitioners. Further training is being provided over a period of two years that consist of 20 modules.

TABLE 26:			
SKILLS PROGRAMME	SAQA ID #	NQF LEVEL	# OF CREDITS
GENERAL CONDITION OF CONTRACT	-	-	2 ECSA
MFMA	-	6	-
CIBD WORKSHOP	-	-	-

1.6 A thorough review of all SCM contracts was conducted during the year 2014/2015 to identify contracts have reached or about to reach their expiry period and some of them were advertised, some were awarded and others are in the process of being advertised.

2.9. BY-LAWS

A BRIEF OVERVIEW OF THE DEVELOPMENT OF BYLAWS DURING THE 2011/2012 FINANCIAL YEAR:

The Msunduzi Municipality, in its quest for improved Corporate Governance, is continuing the review of its bylaws. During the 2013/2014-financial year, ten bylaws were reviewed. This initiative continued in 2014/2015.

TABLE 27: BY-LAWS INTRODUCED DURING 2014/15

Newly Developed	Revised	Public Participation adopted prior to adoption of By-laws (Yes/No)	Dates of Public Participation	By-laws gazette (Yes/No)	Date of Publication
Rules of Order bylaws	N/A	Yes	Feb 2015	Yes	25 June 2015
-	Credit Control, Debt and Collection Bylaws	Yes	Oct 2014	Yes	15 Jan 2015
-	Indigent Bylaws	Yes	JAN 2015	Yes	25 June 2015
-	Rates	yes	Feb 2015	Yes	18 June 2015
-	Street Trading	Yes	Nov 2014	Yes	18 June 2015
-	Public Health	Yes	June 2015	Yes	25 June 2015
-	Electricity	Yes	March 2015	Yes	25 June 2015
-	Cemeteries	Yes	Jan 2015	Yes	17 June 2015

COMMENT ON BY-LAWS

Good progress was made with the review of bylaws during 2014/2015. This initiative will continue during 2015/2016. Whilst good governance requires relevant bylaws, such bylaws also need to be implemented and enforced. It is therefore critical that those business units responsible for the administration and enforcement of these bylaws give practical effect to their content.

2.10. WEBSITES

INTRODUCTION TO THE MUNICIPAL WEBSITE

For Legislative Compliance, various Business Units are expected to furnish relevant information for publishing on the Msunduzi Website however some of the information is provided before deadlines. Information is updated almost daily and is accessible within a few hours depending on the content. Internet bandwidth on the LAN is not very reliable therefore uploads onto the Msunduzi Website is very slow. Although 3G Data Connectivity is available the speed is not consistent and also affects uploads and test downloads. However Msunduzi always strives and publishes the necessary information on the Msunduzi Website.

TABLE 28: MUNICIPAL WEBSITE : CONTENT AND CURRENCY OF MATERIAL 2014/2015

DOCUMENTS PUBLISHED ON THE MUNICIPALITY'S / ENTITY'S WEBSITE	YES/NO	PUBLISHING DATE
Current annual and adjustments budgets and all budget-related documents	Yes	11th June 2014
All current budget-related policies	Yes	23rd June 2014
The previous annual report (2013/14)	Yes	28th January 2015
The annual report (2014/15)published/to be published	No	Received no Content. Will only be completed in January 2015
All current performance agreements required in terms of section 57(1)(b) of the Municipal Systems Act (2014/15) and resulting scorecards	Yes	1st April 2015
All service delivery agreements (2014/15)	No	Received no Content
All long-term borrowing contracts (2014/15)	No	Received no Content
All supply chain management contracts above a prescribed value for (2014/15)	No	Received no Content
An information statement containing a list of assets over a prescribed value that have been disposed of in terms of section 14 (2) or (4) during (2014/15)	No	Received no Content
Contracts agreed in (2014/15)to which subsection (1) of section 33 apply, subject to subsection (3) of that section	No	Received no Content
Public-private partnership agreements referred to in section 120 made in (2014/15)	No	Received no Content

COMMENT MUNICIPAL WEBSITE CONTENT AND ACCESS:

Information is uploaded almost daily. This is done by formatting documents where necessary, logging onto the website, customizing areas if necessary and uploading data. Publishing dates and/or short descriptions are indicated below the information or file download. The Public can access information on www.msunduzi.gov.za 24hrs a day by viewing some information on respective pages whereas other information is available as downloads viz. PDFs (Readable with Acrobat Reader). Information not up to date is usually due to respective Units not providing them timeously or when prompted about this report or not at all. Most compliance documentation is only made available by respective Units close to or on the due date. Sometimes updated documentation is received and requests are made to supersede previous submissions. This obviously delays publishing if the document requires some adjustments for presentation. Most information provided is uploaded and available within a few hours.

2.11. PUBLIC SATISFACTION ON MUNICIPAL SERVICES

PUBLIC SATISFACTION LEVELS

The municipality currently does not have any mechanisms in place to measure the level of customer satisfaction. Plans are currently underway in terms of conducting annual customer satisfaction surveys and periodic quality of life surveys.

CHAPTER 3 – SERVICE DELIVERY PERFORMANCE

INTRODUCTION:

The Annual Performance Report (APR) is a legislative requirement which prescribes that the report must be submitted to the Auditor General by the 31st August annually. The Annual Performance Report, amongst other documents, will form part of the consolidated Annual Report of the Municipality which must be submitted to Council by the end of January on an annual basis.

The Annual Performance Report 2014 / 2015 of the Msunduzi Municipality is divided into two (2) broad categories as follows:

- SECTION ONE: FUNCTIONAL AREA SERVICE DELIVERY REPORTING PER BUSINESS UNIT.
- SECTION TWO: ANNUAL REPORT OF THE SERVICE DELIVERY AND BUDGET IMPLEMENTATION PLAN 2014 / 2015 & ANNUAL REPORT OF THE OPERATIONAL PLAN 2014 / 2015

During the 2014 / 2015 financial year, Msunduzi Municipality developed as part of the reporting process on the SDBIP, a process for reporting against pre-determined objectives and Key Performance Indicators (KPI's) that are contained in the approved Service Delivery and Budget Implementation Plan (SDBIP). The process is based on a colour-coded dashboard that serves as an early-warning indicator of under / zero performance. Monthly and Quarterly reports, based on the colour-coded dashboard were submitted to Council with applicable recommendations that were adopted. These reports and Council resolutions are available for inspection on request.

During the 2014 / 2015 financial year, Msunduzi Municipality had a full team of S57 employees being the Municipal Manager and five Deputy Municipal Managers. All S57 managers signed performance agreements for the financial year. The Individual Performance Management System (IPMS) was cascaded Level 3 employees (S58 – Process Managers as well as Managers in Strategic Positions reporting directly to the Municipal Manager i.e. Executive Manager: Internal Audit, Manager: Integrated Development Plan, Manager: Marketing & Communications, Manager: Office of the Municipal Manager, Manager: Office of the Mayor and the Manager: Office of the Speaker. All Process Managers and Managers in Strategic Positions reporting directly to the Municipal Manager signed performance agreements as well. During the 2014 / 2015 financial year individual quarterly assessments were conducted for all employees who had signed performance agreements for the financial year. The Evaluation assessment panels as prescribed by legislation to assess the Municipal Manager and Manager's reporting directly to the Municipal Manager were constituted and were present during the assessment processes.

In the 2014 / 2015 financial year institutional arrangements have been put in place in order to ensure the implementation of an Organizational Performance Management System (OPMS) as per legislative requirements and also to enable meaningful and informed monitoring and evaluation. It is hoped that as OPMS becomes institutionalized within the municipality and part of our everyday business, that Managers, Councillors and the Community alike will use it as tool to monitor the services that are being delivered by the municipality thereby increasing the accountability and transparent role of local government.

During the Strategic Planning Process for the 2014/2015 financial year a management resolution was taken to differentiate between service delivery indicators that have a direct impact on the community and those that are operational, support and auxiliary services. In this regard for the 2014/2015 financial year the Service Delivery & Budget Implementation Plan (SDBIP) has been developed to focus on the service delivery indicators and the Operational Plan (OP) 2014/2015 has been developed to focus on operational, support and auxiliary services.

The SDBIP 2014/2015 contains Public Participation Units (Office of the Speaker, Office of the Mayor & Office of the Municipal Manager), Community Services Units (Area Based Management, Health and Social Services, Community Development (Parks, Waste Management, Halls, Libraries and Art Gallery) and Public Safety Enforcement and Disaster Management), Infrastructure Services Units (Water and Sanitation, Roads and Stormwater, Electricity, Fleet Management and the Landfill Site) and Economic Development Units (Local Economic Development, Town Planning and Environmental Management & Human Settlements). Also included are the Legislated Performance Indicators as regulated by the National and Provincial Departments of Cooperative Governance and Traditional Affairs (CoGTA). As prescribed by legislation, the Municipality must set and monitor key performance indicators of all municipal entities. To fulfill this, SAFE CITY the only registered municipal entity; key performance indicators were also developed and inserted in the SDBIP 2014/2015.

All other units provide operational, support and auxiliary services to the Municipality and have been placed on the Operational Plan 2014/2015. The Operational Plan 2014/2015 contains the Corporate Business Units (Internal Audit, Marketing and Communication, Integrated Development Plan and Performance Management System), Finance Business Units (Budget and Treasury, Revenue Management, Expenditure Management, Supply Chain Management & Assets & Liabilities), Infrastructure Services Units (Project Management Unit), Corporate Services Units (Legal Services, Information Communication Technology, Sound Governance and Human Resources) and Economic Development Unit (Infrastructure Planning and Survey)

HIGH LEVEL PERFORMANCE OF THE MUNICIPALITY FOR THE 2014/2015 FINANCIAL YEAR

The graphical representations below illustrate the summary of high level performance of the municipality for the 2014/2015 financial year, as per the colour-coded dashboard.

	TOTAL PROJECTS	KEY
	1 NIL ACHIEVED	
	2 TARGET PARTIALLY MET	
	3 TARGET MET	
	4 TARGET EXCEEDED	
	5 TARGET EXCEEDED BY 100 %	
	NOT APPLICABLE	

There were a total of 180 Key performance indicators on the SDBIP 2014/2015, 97 being operating projects and 83 being capital projects. There were a total of 131 Key performance indicators on the Operational Plan for 2014/2015.

SDBIP GRAPHICAL REPRESENTATION OF PERFORMANCE: OPERATING PROJECTS

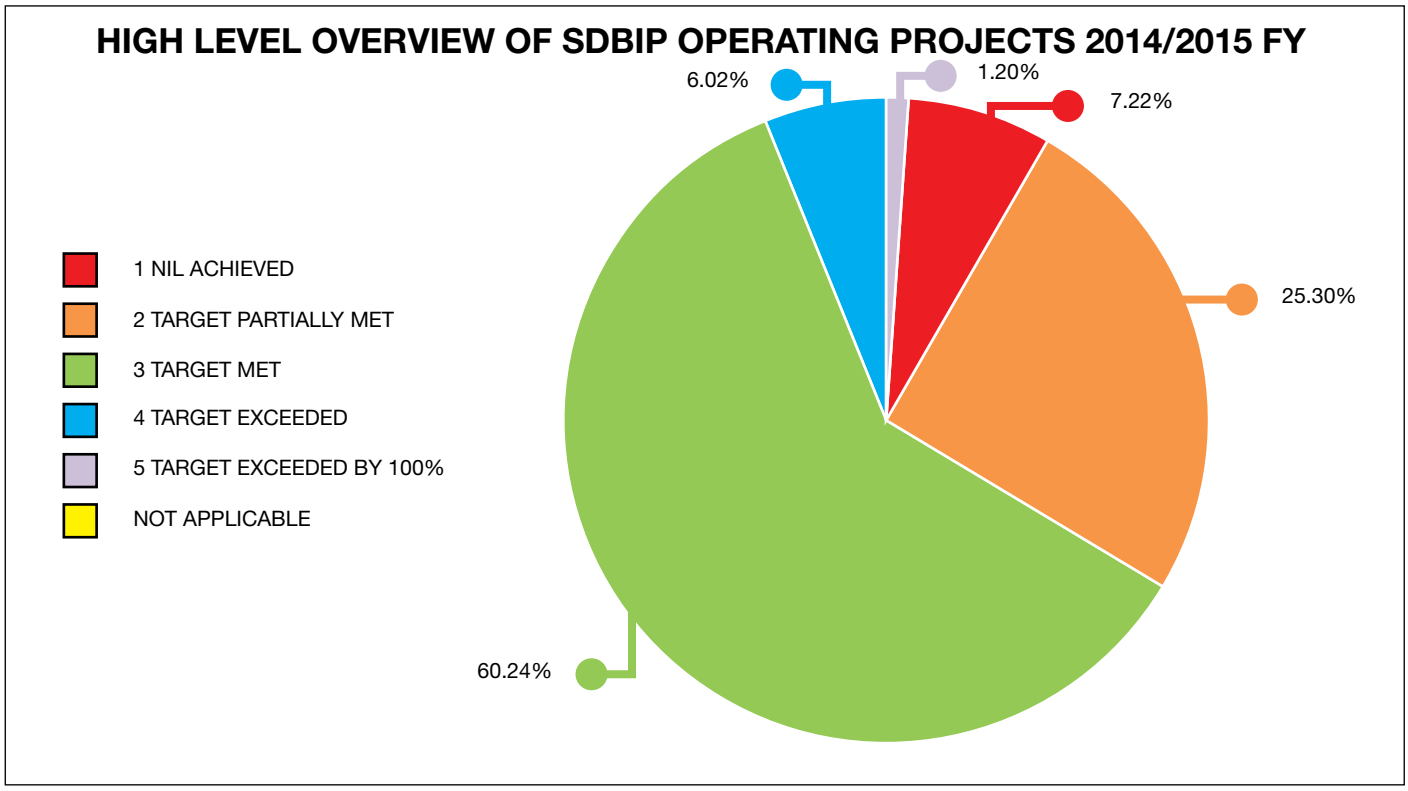

- A total of 83 Operating Projects were reported on the SDBIP for the 2014/2015 financial year.
- 7.22% of the projects were reported as having Nil Achievements for the 2014/2015 financial year.
- 25.30% of the projects were reported as having been partially met for the 2014/2015 financial year.
- 60.24 of the projects were reported as having been met for the 2014/2015 financial year.
- 6.02% of the projects were reported as having exceeded the target for the 2014/2015 financial year.
- 1.20% of the projects were reported as having exceeded the target by 100% for 2014/2015 financial year.
- 0% of the projects were reported as not applicable due to not having any targets set for the 2014/2015 financial year.

SDBIP GRAPHICAL REPRESENTATION OF PERFORMANCE: CAPITAL PROJECTS

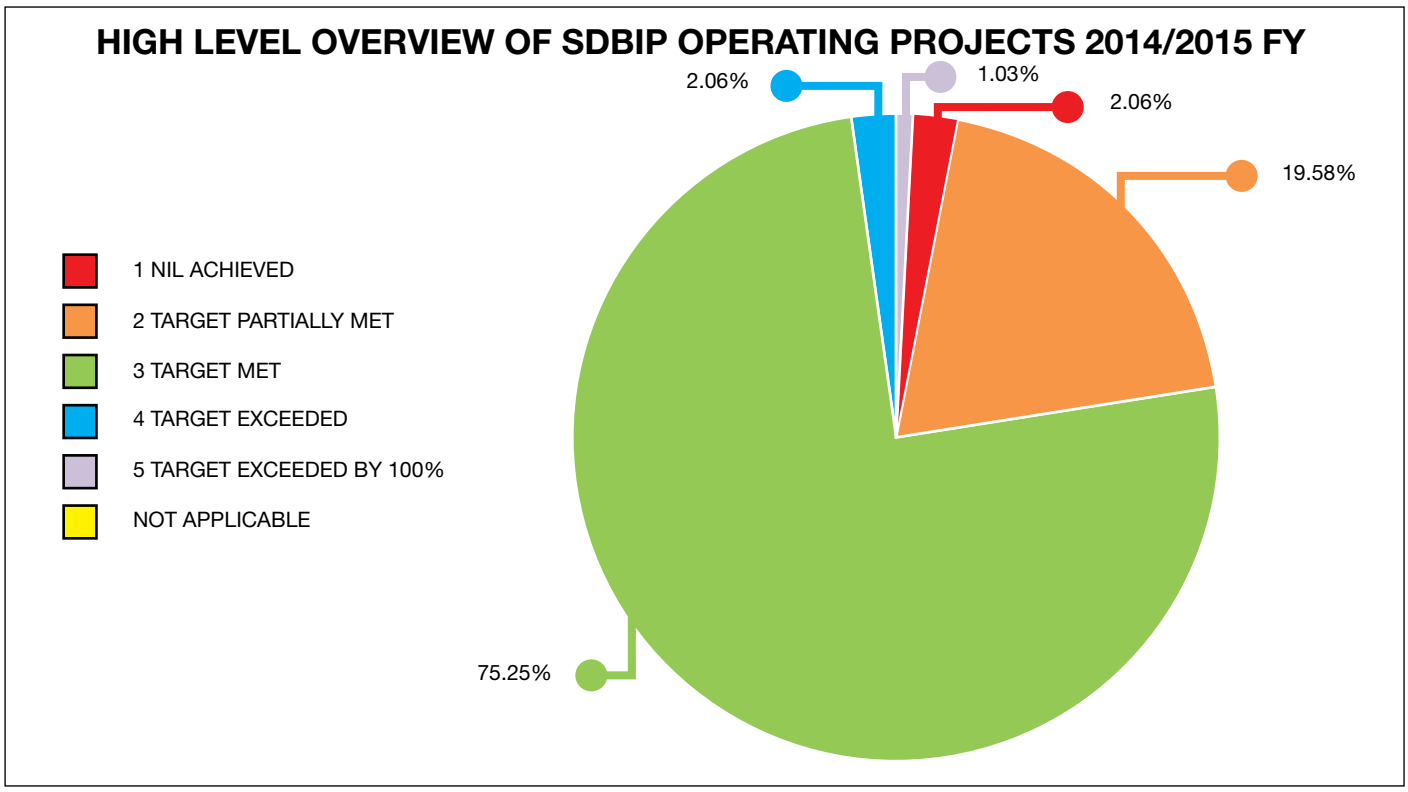

- A total of 97Capital Projects were reported on the SDBIP for the 2014/2015 financial year.
- 2.06% of the projects were reported as having Nil Achievements for the 2014/2015 financial year.
- 19.58% of the projects were reported as having been partially met for the 2014/2015 financial year.
- 75.25%of the projects were reported as having been met for the 2014/2015 financial year.
- 2.06% of the projects were reported as having exceeded the target for 2014/2015 financial year.
- 1.03% of the projects were reported as having exceeded the target by 100% for 2014/2015 financial year.
- 0% of the projects were reported as not applicable due to not having any targets set for the 2014/2015 financial year.

OPERATIONAL PLAN GRAPHICAL REPRESENTATION OF PERFORMANCE: ALL PROJECTS

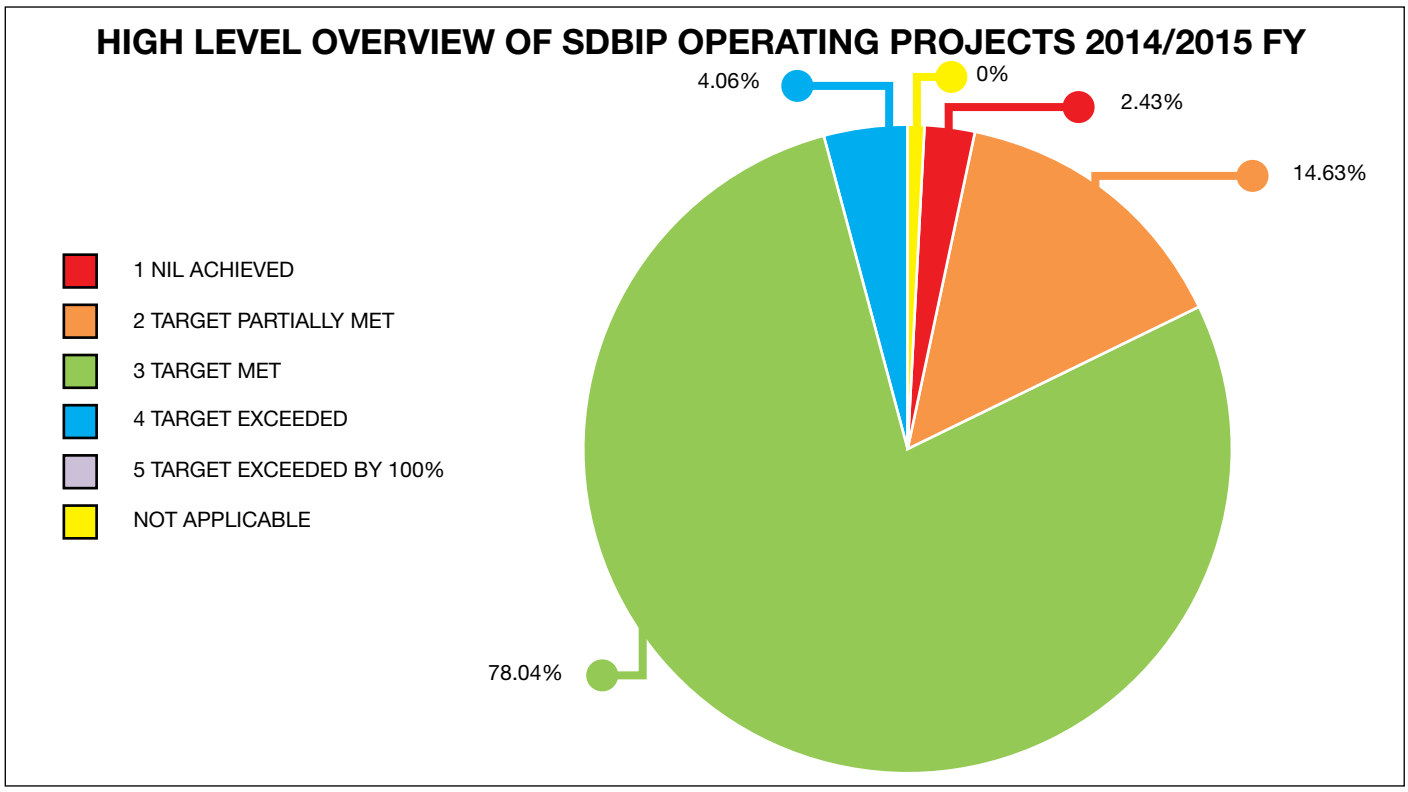

- A total of 131 Projects were reported on the Operational Plan for the 2014/2015 financial year.
- 2.43% of the projects were reported as having Nil Achievements 2014/2015 financial year.
- 14.63% of the projects were reported as having been partially met for the 2014/2015 financial year.
- 78.04% of the projects were reported as having been met for the 2014/2015 financial year.
- 4.06% of the projects were reported as having exceeded the target for the 2014/2015 financial year.
- 0% of the projects were reported as having exceeded the target by 100% for the 2014/2015 financial year.
- 0% of the projects were reported as not applicable due to not having any targets set for 2014/2015 financial year.

COMMENT ON PERFORMANCE OVERALL – SDBIP (OPERATING & CAPITAL PROJECTS) & OP (ALL PROJECTS)

In terms of the Operating projects on the SDBIP, in the 2013/2014 FY Msunduzi Municipality achieved 59.03% in terms of the targets that were met, whereas in the 2014/2015 FY 60.24% of the targets were met. This indicates a slight improvement of 1.21% increase in targets met.

In terms of the Capital projects on the SDBIP, in the 2013/2014 FY Msunduzi Municipality achieved 59.96% in terms of the targets that were met, whereas in the 2014/2015 FY 75.25% of the targets were met. This indicates a significant improvement of 15.29% increase in targets met.

In terms of All Projects on the OP, in the 2013/2014 FY Msunduzi Municipality achieved 77.67% in terms of the targets that were met, whereas in the 2014/2015 FY 78.04% of the targets were met. This indicates a slight improvement of 0.37% increase in targets met.

MEASURES UNDERTAKEN AS PER S46 OF THE MUNICIPAL SYSTEMS ACT TO IMPROVE PERFORMANCE

During the 2014/2015 financial year a number of measures were undertaken as per S46 of the Municipal Systems Act to improve the overall performance of the Municipality in order to ensure that Msunduzi Municipality continuously maintains a clean audit on Performance Management and Information as a clean audit was obtained in the 2013/2014 FY. The measures undertaken where as a result of the Auditor Generals findings of previous financial years in respect of SMARTNESS of indicators, linkage of indicators between the Integrated Development Plan (IDP) and the Service Delivery & Budget Implementation Plan (SDBIP), poor quality Portfolios of Evidence & inaccurate reporting against quarterly and annual targets set at the beginning of the financial year.

THE FOLLOWING TABLE AIMS TO DESCRIBE THE MEASURES UNDERTAKEN TO IMPROVE PERFORMANCE:

TABLE 29: MEASURES TAKEN TO IMPROVE PERFORMANCE IN THE 2013/2014 FINANCIAL YEAR

NUMBER	DEPARTMENT RESPONSIBLE	PERSON RESPONSIBLE	ACTION TAKEN	STATUS	REASON FOR DEVIATION	CORRECTIVE MEASURE
1	Office of the Municipal Manager	Ms. Madeleine Jackson Plaatjies & All Deputy Municipal Managers	As per the resolution of the Municipal Public Accounts Committee (MPAC) all Deputy Municipal Managers were required to sign Memo's indicating they reviewed the SDBIP 14/15 FY and it complies with the SMART Principle, that reports will be forwarded to the portfolio committees and that the targets in the SDBIP fits in with the National and Provincial Development Goals.	Completed	N/A	N/A
2	Office of the Municipal Manager	Mr. MA. Nkosi (MM)	Management took a decision to separate the functions of the Organization whereby only Service Delivery & Public Participation functions & projects that were budgeted for would be placed on the SDBIP, all other auxiliary functions and projects would be placed on an Operational Plan.	Completed	N/A	N/A
3	Internal Audit	Mr. PJ. Mahlaba	At the approval of the SDBIP 2014/15 by the Mayor, the Office of the Municipal Manager forwarded both the SDBIP & OP 14/15 to the Internal Audit unit for an audit on SMARTNESS and Alignment to the IDP. Internal Audit conducted and Audit and presented the findings.	Completed	N/A	N/A
4	Office of the Municipal Manager	Ms. Madeleine Jackson Plaatjies	Upon completion of the Audit of the SDBIP & OP by Internal Audit, the Office of the MM then conducted a review of the SDBIP in order to rectify the findings presented. KPIs that were not SMART were reviewed and made SMART; KPIs that were not aligned to the IDP were re-aligned. A report on the completed review was prepared and submitted to the Strategic Management Committee (SMC) for approval and finally to the FULL COUNCIL for approval and noting.	Completed	N/A	N/A
5	Office of the Municipal Manager	Mr. MA. Nkosi (MM)	Upon the Auditor General releasing their report on the Audit Opinion for the Municipality, the Municipal Manager set up the Controls Transformation Steering Committee which meets bi-weekly to deal with the Auditors Queries. In preparation for the meetings and Action Plan is initially created and reviewed as progress is made in order to fully resolve all queries. The Audit Action Plan contains queries for both financial and non-financial activities including performance management queries.	Completed	N/A	N/A
6	Office of the Municipal Manager	Mr. MA. Nkosi (MM)	The Municipal Systems Act makes provision that the municipality must on a quarterly basis prepare a quarterly report on the SDBIP performance. Management took a decision to go a step further and have monthly meetings to discuss the progress made towards achieving targets on the SDBIP & OP. Meetings are held once a month. Reports on the SDBIP & OP are presented to the Operational Management Committee which is constituted of the Municipal Manager, Deputy Municipal Managers, Process Managers and all Managers reporting directly to the Municipal Manager. At the meetings monthly or quarterly reports are discussed in-depth before onwards transmission to the relevant portfolio committees.	Completed	N/A	N/A
7	Office of the Municipal Manager	Ms. Madeleine Jackson Plaatjies	Reports discussed at the OMC monthly meetings are presented by the Office of the Municipal Manager at Portfolio Committees, Executive Committee, Full Council, the Municipal Public Accounts Committee and the Audit Committee.	Completed	N/A	N/A
8	Office of the Municipal Manager	Ms. Madeleine Jackson Plaatjies	Review of the Organizational Performance Management Framework and the Individual Performance Management Policy was conducted and submitted to the Strategic Management Committee for approval on the 22nd of July 2014. The policies have been forwarded to the portfolio committee and Local Labour Forum. A workshop was conducted for Union members as well. Awaiting the Local Labour Forum approval for onwards transmission to the Executive Committee and Full Council.	In Progress	Local Labour still to approve the policies	Local Labour to approve the policies and/or respond with queries

TABLE 29: MEASURES TAKEN TO IMPROVE PERFORMANCE IN THE 2013/2014 FINANCIAL YEAR

NUMBER	DEPARTMENT RESPONSIBLE	PERSON RESPONSIBLE	ACTION TAKEN	STATUS	REASON FOR DEVIATION	CORRECTIVE MEASURE
9	Office of the Municipal Manager	Ms. Madeleine Jackson Plaatjies	Management took a decision that Individual Performance Management would be cascaded to level 3 employees until such time the organization was ready to go to the next levels and finally all employees. The Municipal Manager, Deputy Municipal Managers, Process Managers and all Managers reporting directly to the Municipal Manager x 34 signed Performance Agreements which included, personal development plans, the code of conduct, financial declarations of private interests as well as workplans. Systems Act says that all section 56/57 Managers Performance agreements must be made public within 14 days after the approval of the SDBIP by the Mayor. This was completed through the Publishing of the MM & DMMs performance agreements on the municipal website. Copies of the signed performance agreements were also forwarded to CoGTA as per circular 1 of 2014.	Completed	N/A	N/A
10	Office of the Municipal Manager	Ms. Madeleine Jackson Plaatjies	In line with the Individual Performance Management System policy, after the completion of a quarter Performance Assessments of all Managers up to level 3 are conducted by the Office of the Municipal Manager. Quarters 1 & 2 assessments were conducted. Quarter 3 is in progress, and Quarter 4 is still to be conducted. After assessments are concluded a report is prepared and submitted to SMC, EXCO & Full Council as well as Internal Audit to conduct an audit of the scoring in line with the presented Portfolios of Evidence.	In Progress	Due to the National Elections taking place, the evaluation panel to conduct the assessments for the Municipal Manager and Deputy Municipal Managers were not available	Evaluation panel members to be informed of the dates of assessments and the assessments to be conducted.
11	Office of the Municipal Manager	Ms. Madeleine Jackson Plaatjies	A report in terms of the Municipal Systems Act on the appointment of Evaluation Panel members was developed and presented to the SMC, Corporate Services Portfolio Committee and the Executive Committee. Members were appointed and informed via written communication from the Office of the Municipal Manager.	Completed	N/A	N/A
12	Internal Audit	Mr. PJ. Mahlaba	After the performance assessments are conducted and the SDBIP & OP quarterly reports are completed, they are forwarded to the Internal Audit Unit. The Internal Audit unit then Performs an audit on the results presented in the respective documents. Reports on the IA findings are produced and submitted to Management for comments.	In Progress	Due to the review of the entire SDBIP & OP for the 14/15 FY, audit assignments are taking longer than expected.	Management to ensure at the outset that the KPI's contained in the SDBIP & OP are correct and therefore not requiring review at Mid-year.
13	Office of the Municipal Manager	Mr. MA. Nkosi (MM)	During the OMC, the Municipal Manager noted there was a slow pace on municipal expenditure on MIG funding & Grants. As a result it was resolved compulsory weekly meetings with all Deputy Municipal Managers, Process Managers and Project Champions will take place. The meetings looked at possible ways of fast-tracking expenditure on MIG funding & Grants.	In Progress	N/A	N/A
14	Office of the Municipal Manager	Mr. MA. Nkosi (MM)	Msunduzi Municipality continues to implement a dashboard for performance management. In the reporting templates of the SDBIP & OP a graphical summary is included and on each sub-unit's reporting templates there are drop down menus which are Colour coded and linked to the graphical summaries. This further enhances oversight by the MM in respect of early warnings signals of Indicators coded as either red or brown in colour as these indicate targets are not being met and there are problems in those respective areas.	In Progress	N/A	N/A
15	Office of the Municipal Manager	Mr. MA. Nkosi (MM)	Msunduzi Municipality is implementing a new format of the SDBIP & OP templates on which new columns have been included. These columns are for indicator level reporting (low level), whereby there are columns headed reason for deviation, corrective measures and timeframe to implement corrective measures. Where targets are not met or are partially met, the respective manager is required to populate these columns with responses which are interrogated at the Monthly OMC meetings by the MM.	In Progress	N/A	N/A
16	Office of the Municipal Manager	Ms. Madeleine Jackson Plaatjies	The Office of the Municipal Manager, having consulted with the AG, has developed and implemented a Standard Operating Procedure (SOP) for compilation and storage of performance information (portfolios of evidence) on the SDBIP & OP by strategic business units. The template requires sign off by both the incumbent & supervisor having satisfied themselves that the contents thereof is an accurate and true reflection of the recorded actual.	In Progress	N/A	N/A

SECTION 1: FUNCTIONAL AREA SERVICE DELIVERY REPORTING PER BUSINESS UNIT

1. COMPONENT A: INFRASTRUCTURE SERVICES

This component includes: Water Services, Sanitation Services, Electricity, Roads, Transportation Planning, Storm Water, Fleet Management and Waste Management – Landfill site.

1.1. WATER SERVICES

Please find below basic terminology used commonly in Water & Sanitation content input.

BASIC TERMINOLOGY

Some of the standard definitions for international use used in this report have been included below for ease of reference and understanding:

- System Input Volume is the volume of potable water input to a distribution system purchased from Umgeni Water.
- Authorized Consumption is the volume of metered and/or unmetered water taken by registered consumers, the water supplier or others who are authorized to do so, for domestic, commercial and industrial purposes (authorized consumption includes items such as firefighting and training, flushing of mains and sewers, street cleaning, watering of municipal gardens, public fountains and building water. These may be billed or unbilled, metered or unmetered according to local practice).
- Water Losses of a system are calculated as:
  Water Losses = System Input Volume minus Authorized Consumption as per MFMA circular 71 of 2014 which dictates that Apparent Losses should be included as Total Water Losses. Previously this was excluded in the calculation of Water Losses.
  Water losses can be considered as a total volume for the whole system, or for partial systems such as bulk or reticulation. In each case the components of the calculation would be adjusted accordingly. Water Losses consist of Real and Apparent losses, and are effectively identical to Unaccounted-for Water.
- Real Losses are physical water losses from the distribution system, up to the point of consumer metering. The volume lost through all types of leaks, bursts and overflow depends on frequencies, flow rates and average durations of individual leaks.
- Apparent Losses (or Commercial Losses) consist of unauthorized consumption (theft or illegal use) and all types of inaccuracies associated with bulk and consumer metering. For example, under-registration of bulk meters and over-registration of consumer meters leads to under-estimation of losses. Conversely, over-registration of bulk meters and under-registration of consumer meters leads to over-estimation of real losses. Apparent losses to be included into total water losses as per MFMA circular 71 of 2014. The theft of water cannot be accurately quantified.
- Unauthorized Consumption is generally associated with the misuse of fire hydrants and fire service connections, and illegal connections.
- Non-Revenue Water (NRW) is the difference between the System Input Volume and Billed Authorized Consumption. Refer Graph Below which indicates that Authorized consumption + Water loss = 100% = system input. The Water Loss Value is still above the financial norms and ratios which stipulates a 15%-30% acceptance in regards to water loss.

INTRODUCTION TO WATER SERVICES

A government Gazette dated 13 June 2003 granted the Msunduzi Municipality the status of a Water services Authority whereby this Water Services Authority was empowered to perform the functions and exercise the powers referred to in Section 84(1) (b) of the Municipal Structures Act (117 of 1998) which provides for the provision of potable water supply and sanitation systems. In terms of Section 11 of the Water Services Act (108 of 1997), every Water Services Authority is obligated to ensure the adequate sustainable access to water and sanitation to all consumers within their area of jurisdiction.

In order to ensure that the City adheres to the aforementioned legislation and further ensure our citizens are adequately catered for; the following were the list of core achievements for 2014/15 financial year:-

1.) A total of 10.4 km of basic water pipelines was installed within the Vulindlela area of supply in order to improve the water reticulation network with a total of 113 new water connections(rural) undertaken in the area.

2.) The 2014/2015 FY represented the 5th (fifth) year and 5th phase of a five year Non-Revenue Water Reduction Program. A qualified Audit in 2012/2013 necessitated a re alignment in water conservation efforts from Non-Revenue Water reduction initiatives to Audit requirements in the form of of meter replacements and repair. This meant that certain crucial targets as set out in the Non-Revenue Water Reduction Program had to realigned for completion in the outer years, however the following is a cumulative summary of Non-Revenue Water interventions completed in the 2014/2015 financial year :-

- 31 existing PRVs were audited and maintained;
- 300 Magnetic top valves were installed to ensure PRV zone discretion;
- 31 existing PRV installations' bulk meters were replaced and/or chambers modified;
- 4 new District Metered Areas were created and 4 advanced PRV controllers were installed feeding from the bottom part of the CBD;
- 3,401km of reticulation was leak detected and 3,136 leaks were found and repaired;
- 67 isolation line valves were cleaned and correctly orientated;
- Bulk consumers constitute approximately 30% of Municipal billed revenue. At close of 2013/2014 financial year, 198 bulk meters were replaced and upgraded. The new installation adopted allows the following benefits :-

- Provides more accurate water readings for the consumer and council
- Easier for meter readers to take readings (up and over installation)
- Requires less maintenance, due to the treated/galvanized fittings.
- Improve meter performance due to the silt/dirt trap inserted before the meter.
- Allow logging of water meter as it is pulse output compatible.
- Colour coded with red meter covers indicating fire main meter.

- As of the 30 June 2015 a total of 2578 meters were replaced to ensure that the consumers receive accurate bills. This intervention was required in order to remediate Auditor's finding in relation to estimated water meters readings
- Telemetry upgrades were completed and handed over to the Msunduzi for Bisley, Oribi, Murray, Hathorns, Belfort and Symons reservoirs;
- Various leaking, large diameter sections of pipeline have been replaced and recommissioned; and
- Various low pressure pockets of zones have been investigated and either rezoned or corrected to ensure the correct level of service feed to consumers.
- 2.011 km of defective water pipe was replaced and 2 pump controllers were installed.

3. 3.57 km of pipe water pipe installed in Ezinkhateni which now will fill a series of JoJo tanks instead of the water tank service.
4. Masons Reservoir construction commenced and by the 30 June 2015 the reservoir was 58% of Masons completed and 67% of pipeline was completed.
5. The City's bulk water purchase from Umgeni Water has increased from 184 ml /day in 2013/2014 to 193 ml/day in the 2014/2015.

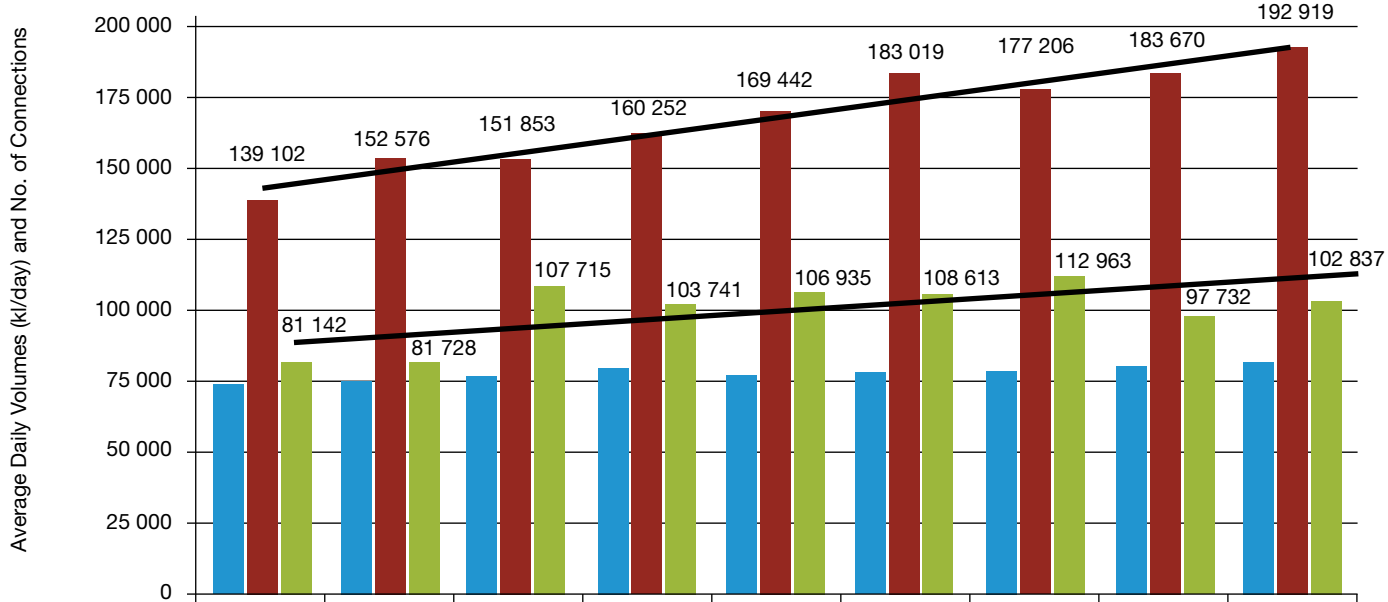

	06/07	07/08	08/09	09/10	10/11	11/12	12/13	13/14	14/15
Total No of Water Connections	73 351	74 337	75 902	77 167	76 443	76 743	79 032	71 270	81 775
System Input Volume (kl/dy)	139 102	152 576	151 853	160 252	169 442	183 019	177 206	183 670	192 919
Water Sales kl/dy	81 142	81 728	107 715	103 741	106 935	108 613	112 963	97 732	102 837

6. Reactively Responded and restored to 1900 mainline water burst mains in the 2014/2015 FY.
7. For the 2014/2015 financial year a total of 570 new water connections where completed inclusive of Vulindlela.

In line with the Water Services Act the Msunduzi Municiaplity will be updating the Water Services Development Plan(WSDP). The WSDP can only be completed once the Master plans in relation to the Water and Sanitation are completed. The update of both these core master plans continued in the 2014-2015 financial year and will be concluded with the WSDP requirements in 2015-2016 financial year for onward submission to the MEC for approval.

The top 3 priorities in relation to water for the 2014-2015 financial year where as follows:-

- Improve Operation and Maintenance of Vulindlela Water Schemes.
- Installation of Basic Water.
- Replacement and repair of defective domestic and bulk water meters.

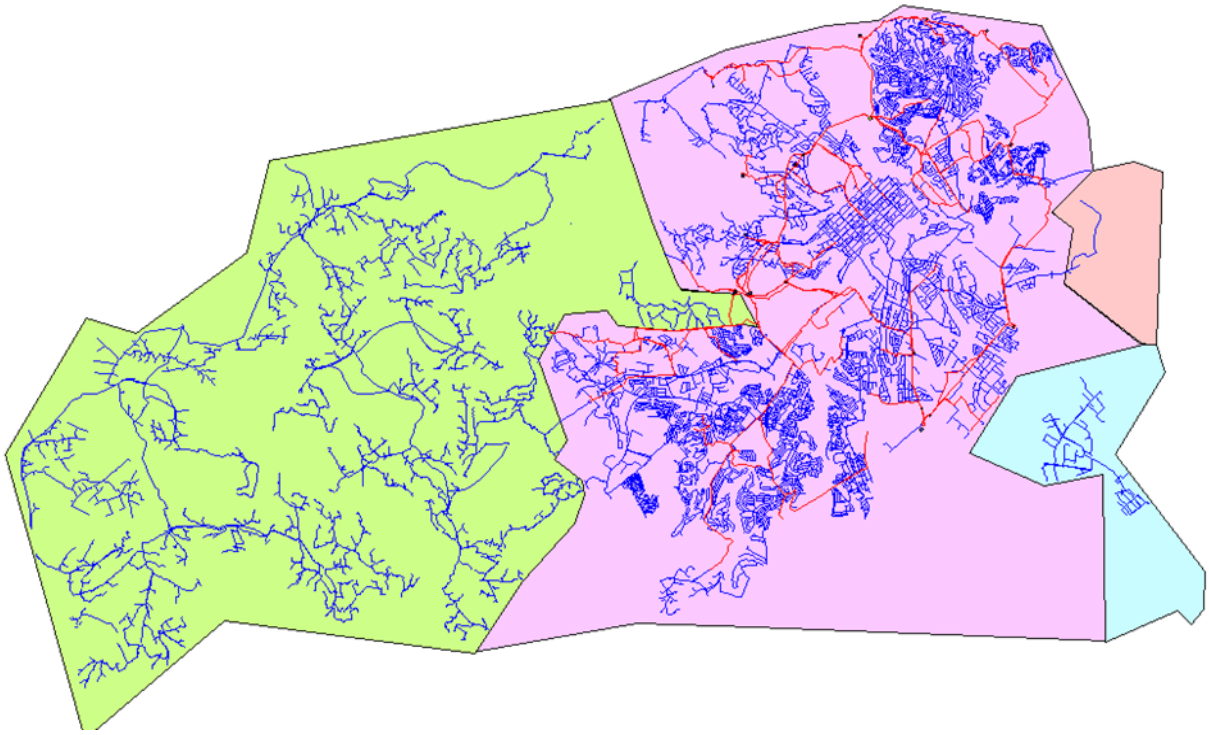

Purple shaded portion	-	Msunduzi Orginal WSA
Blue and Orange Shaded Portions	-	Msunduzi WSA area (Ashburton and Bishopstwe)
Green Shaded Portion	-	Msunduzi WSA including Vulindlela

The incorporation of Vulindlela Water scheme has now effectively increased Msunduzi WSA responsibility by almost 50% and accordingly the Bulk Water and Sanitation Master planning will incorporate all these areas.

TABLE 30: TOTAL USE OF WATER BY SECTOR (CUBIC METER)

	Agriculture	Forestry	Industrial	Domestic	Unaccountable water losses
2013/2014	N/A	N/A	8767786	36175387	22060870
2014/2015	N/A	N/A	9979595	27435134	23245147

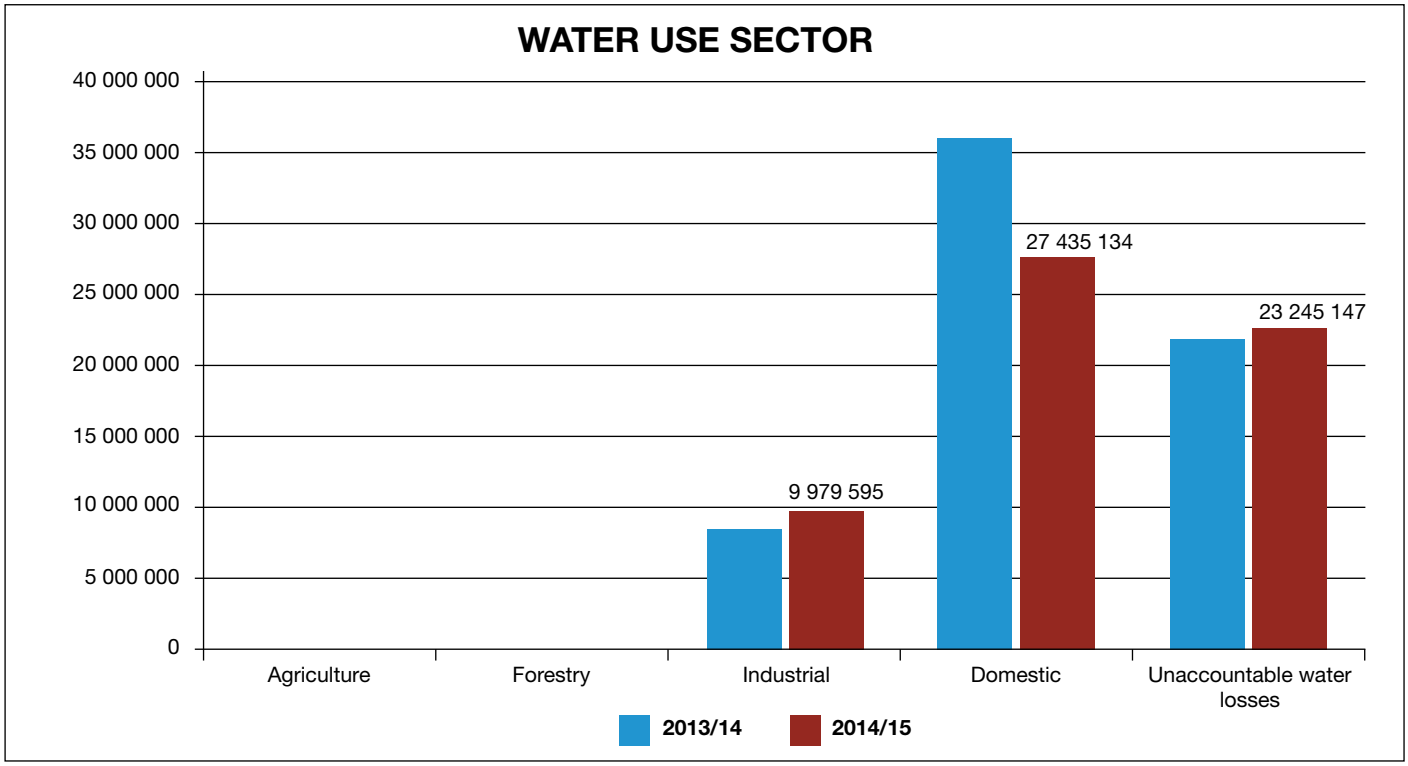

Note: This description of requirements, for Water statistics,is outdated. The International Water Association balance requirements do NOT use these desciptions anymore due to the ambiguity and misinterpretation of the terminology. It is preferable to align this table to an IWA balance so that information required here is similar to information submitted to other organizations. The table below of of Non-Revenue and Water Losses should replace the above. This makes presentations much more accurate and enhances uniform reporting throughout all organisational structures. It should be noted that the above table does not accommodate for inputs for Real Losses which is considered as material losses as disclosed in the Annual Financial Statements. Furtheremore consumptions have been estimated for low cost housing and standpipes.

TABLE 31: WATER LOSS CALCULATIONS (2014/2015)				
System Input Volume	Authorized Consumption	Billed Authorized Consumption	Billed Metered Authorized Consumption	Free basic
70387564	47149727	37414729	37414729	6323969
100.00%	66.99%	53.16%	53.16%	8.98%

Water Losses	Unbilled Authorized Consumption	Billed Un-Metered Consumption	Recovered Revenue
23237837	9734998	0	31090760
33.01%	13.83%	0%	44.17%

Apparent Losses	Unbilled Metered Consumption	Non-Recovered
6041837	0	32972835
8.58%	0%	46.84%

Real Losses	Unbilled Un-Metered Consumption
17195999	9734998
24.43%	13.83%

Unauthorized Consumption
4732322
6.72%

Customer Meter inaccuracies
1309515
1.86%

Leakage on Transmission and Distribution Mains
No data - no approved tool / mechanism to measure

Leakage on Overflows at Storage Tanks
No data - no approved tool / mechanism to measure

Leakage on Service Connections Up to the point of Customer meter
No data - no approved tool / mechanism to measure

COMMENT ON WATER USE BY SECTOR:

An increase of 13.82% was noted in the industrial sector whilst a growth of 31.86 % reflects the domestic increase in demand. The increase is both these sectors are indications that meter change out and reading initiatives are becoming more effective and accurate, thus increasing water sales (volume) in the 2014-2015 financial year ends which further give credibility to Revenue enhancement.

Water purchases from Umgeni water has increased by approximately 4 % from 2013/2014 and this volumetric "growth" can be directly attributed to sales in both the Industrial and Domestic sector.

TABLE 32: WATER SERVICE DELIVERY LEVELS Households			
Description	2012/2013	2013/2014	2014/2015
	Actual Number	Actual Number	Actual Number
Water: (above min level)			
Piped water inside dwelling	80188	80690	80873
Piped water inside yard (but not in dwelling)	63301	63301	63301
Using public tap (within 200m from dwelling)	9348	9348	9348
Other water supply (within 200m)	N/A	N/A	N/A
Minimum Service Level and Above sub-total	152837	153339	153522

TABLE 32: WATER SERVICE DELIVERY LEVELS Households			
Description	2012/2013	2013/2014	2014/2015
	Actual Number	Actual Number	Actual Number
Minimum Service Level and Above Percentage	93.19%	93.4%	93.6%
Water: (below min level)			
Using public tap (more than 200m from dwelling)	6396	6396	6396
Other water supply (more than 200m from dwelling	N/A	N/A	N/A
No water supply	4761	4259	4259
Below Minimum Service Level sub-total	11157	10655	10655
Below Minimum Service Level Percentage	6.81%	6.50%	6.5%
Total number of households	163993	163993	163993

The number of households that received piped water inside the dwelling increased by 502 in 2013 and 183 in 2014/2015.

Your basic service delivery backlogs still remain a challenge. To date 6.5% of households receive below minimum service level and of these 4259 (2.6%households receive no water supply.

TABLE 33: HOUSEHOLDS - WATER SERVICE DELIVERY LEVELS BELOW MINIMUM Households					
Description	2012/2013	2013/2014	2014/2015		
	Actual Number	Actual Number	Original Budget No.	Adjusted Budget No.	Actual Number
Formal Settlements					
Total Households	4761	4462	4347	4347	3935
Households below minimum service level	4761	4462	4347	4347	3935
Proportion of households below minimum service level	2.90%	2.72%	2.65%	2.65%	2.4%
Informal Settlements					
Total Households	6396	4646	4646	4646	4488
Households below minimum service level	6396	4646	4646	4646	4488
Proportion of households below minimum service level	3.90%	2.83%	2.83%	2.83%	2.65

Note: It should be noted that the connections undertaken in the rural areas of Vulindlela have been considered as those in formal settlements (113 Connections). The connections in Edendale (70) are deemed informal settlements.

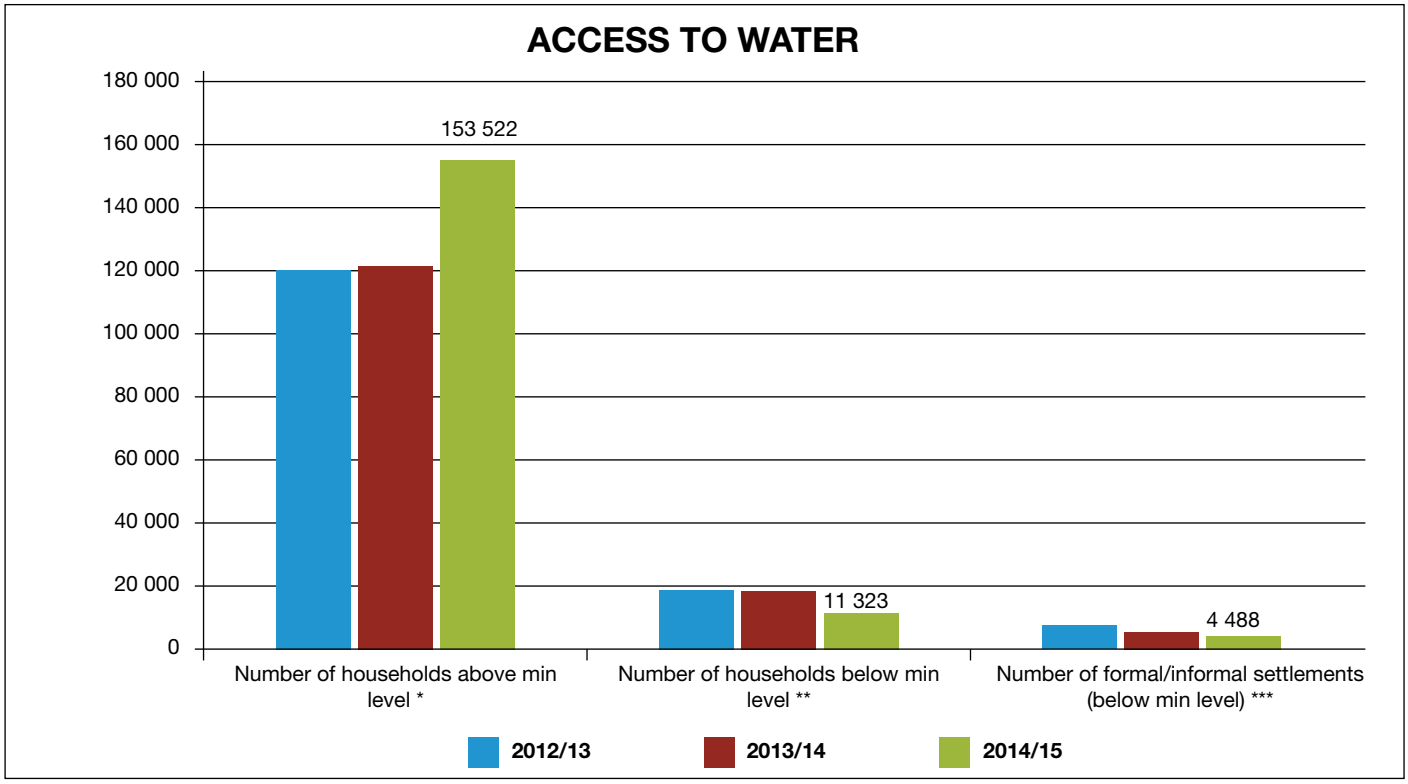

(*) Includes Piped water inside dwelling, piped water inside yard (but not in dwelling), Using public tap (within 200m from dwelling
(**) Includes using public tap (more than 200m from dwelling, other water supply (more than 200m from dwelling, No water supply
(***) Includes Formal and Informal supply

TABLE 34: WATER SERVICE POLICY OBJECTIVES TAKEN FROM IDP						
Service Objectives	Outline Service Targets	2013/2014		2014/2015		2015/2016
Service indicators		Target	Actual	Target	Actual	Target
Households without minimum water supply	Additional Households provided with minimum water supply during the year (Number of households (HHs) without supply at year end)	5196	502	4694	183	4511
Improve reliability of water supply	Reduce the number of interruptions (Ints) in supply of one hour or more compared to the baseline of 2011/2012 (interruptions of one hour or more during the year)	1048	1498	1330	1900	1600
Improve water conservation	Reduce unaccountable water levels compared to the baseline of 2011/2012 (19076112 kilolitres (KLs) unaccounted for during the year	20%	24.4%	30.1%	33%	30.1%
Masons Reservoir and Pipeline	Additional storage for continuous and sustainable supply	To complete	Complete	30% of Masons Reservoir Completed; as per Approved Design and 40% of Pipeline construction completed by the 30 June 2015	58% of Masons reservoir completed and 67% of pipeline completed	100% of Masons Reservoir Completed; and 100% of Pipeline construction completed by the 30th of June 2016.
Edendale proper New Mains and reticulation	To upgrade 6000 households to piped water	6km pipeline to be constructed	1.6 km constructed by June 2014 and 115 households connected	Planning, Design and Tender documentation completed and advertised by the 30 June 2015.	Planning, Design and Tender documentation completed and advertised by the 30 June 2015.	2 km of new water pipe installed by the 30th of June 2016.
Basic Water Supply	To provide a basic water supply source	1km to be installed	4km of water pipeline installed.	11 km of water pipe installed by the 30 June 2015	10.4 km of pipeline installed by the 30 June 2015.	10 km of new water pipe installed by the 30 June 2016

TABLE 35: EMPLOYEE: WATER SERVICES					
Job Level	2013/2014	2014/2015			
	Employees No.	Posts No.	Employees No.	Vacancies (fulltime equivalents No.	Vacancies (as a % of total posts) %
A1-A4	89	204	87	117	57
B1-B4	34	59	32	27	46
C1-CU	28	40	29	11	28
D1 –DU	2	5	3	2	40
E1 – E2	1	1	1	0	0
F1 – F2	-	-	-	-	-
Total	**154**	**309**	**152**	**157**	**51**

TABLE 36: FINANCIAL PERFORMANCE 2014/2015: WATER SERVICES R'000					
Details	2013/2014	2014/2015			
	Actual	Original Budget	Adjustment Budget	Actual	Variances to Budget %
Total Operational Revenue (excl. tarrifs)	-719	-1 135	-1 135	-544	-52.07%
Expenditure:					
Employees	34 914	42 289	43 708	39 805	-8.93%
Repairs and Maintenance	17 092	25 793	18 227	17 375	-4.67%
Other	85 266	8 025	28 519	113 507	298%
Total Operational Expenditure	137 272	76 107	90 454	170 687	88.70%
Net operational (Service) Expenditure	136 553	74 972	89 319	170 143	90.49%

TABLE 37: CAPITAL EXPENDITURE : WATER SERVICES					
DETAILS	2014 / 2015				
	ORIGINAL 2014 / 2015 BUDGET	ADJUSTED 2014_2015 BUDGET	YTD ACTUAL EXPENDITURE	VARIANCE FROM ADJUSTED BUDGET %	TOTAL PROJECT VALUE
MWIG - REDUCTION OF NON REVENUE WATER	1,000	1,757	1,757	0%	1 757
MWIG - BASIC WATER SUPPLY	7,200	0	0	0%	8 270
MIG - EDENDALE PROPER NEW MAINS & RETICULATION	500	438	438	0%	11 138
CNL - REHABILITATION OF WATER INFRASTRUCTURE	2,000	1,165	1,165	0%	1 165
MIG -REDUCTION OF NON REVENUE WATER	11,203	24,162	24,239	0%	204 941
MIG - SERVICE MIDBLOCK ERADICATION IN SOBANTU, ASH-DOWN & IMBALI (WATER)	300	0	0	0%	0
MIG - JIKA JOE WATER	0	195	195	0%	195
COGTA - MASSIFICATION - BASIC WATER - VULINDLELA	0	4,277	4,374	2%	4 374
MIG - M/PLAN & NETWORK MODEL WATER	0	821	821	0%	821
MIG - COPESVILLE RESERVOIR	300	206	206	0%	55 282
MWIG -MASONS RESERVOIR & PIPELINE	3,189	9,631	9,631	0%	30 473
CNL - MASONS RESERVOIR	0	13,343	13,343	0%	30 473
MIG - NON REVENUE WATER EQUIPMENT	0	416	416	0%	416
CNL - LEAK DETECTION EQUIPMENT	300	395	387	-2%	395
CNL - COMPUTER LAPTOP	0	22	22	0%	22
CNL - FURNITURE AND FITTINGS	0	10	10	0%	10

COMMENT ON WATER SERVICES OVERALL

The water losses for 2014/2015 is 33%; an increase of 8.6%. The water losses for preceding years reflected an average of 24.4%. This was primarily due to the omission of Apparent Losses in the calculation of water losses. The MFMA circular 71 of 2014 prescribed by the Auditor General issues a directive that Apparent Losses be included in the calculation of Total Water Losses. Therefore the increase in 2014/2015.The Non-Revenue Water as of YTD is now 47% as compared to 46.6 for 2013/2014. The water purchases have increased on average of 4% compared to last year. This can be attributed to an in increase in industrial/commercial and domestic usage.

1.2. SANITATION SERVICES

INTRODUCTION TO SANITATION PROVISION

The key initiative is to provide basic sanitation to informal areas and the appropriate sanitation services to low-income communities and thereafter elevating this to water borne sewerage, whilst ensuring that adequate attention and funds are allocated and simultaneously maintaining the sanitation reticulation for continued uninterrupted supply and sustainability. Asset renewal is a key development challenge in the City. Capacity in conjunction with adequate and reliable infrastructure is essential to provide water borne sewage to all households within the Msunduzi Municipality. This priority is developed along the lines of financial availability and other relevant resources aligned to short and long term programs.

It is envisaged that the operations of the current Sewer Treatment Works will reach maximum capacity in the near future. To absorb the initiatives mentioned above; the upgrading of the Sewer Treatment Works (Darvil) to eliminate capacity and stimulate economic growth has commenced (Umgeni Water).

The step up to waterborne sanitation is to first provide basic sanitation in the VIP sector where there is a lack of sewer infrastructure. There has been significant improvement in this sector and the latest statistics indicate a total of 58695 VIP (With and without Ventilation) up until June 2015. Msunduzi Municipality's original basic sanitation backlog was 100% completed, however uncontrolled Geographical migration of people to undefined settlements increases the need to address a further increase in sanitation backlogs. There are, however, long term programs to elevate this type of sanitation to waterborne sanitation.

Attention is also directed to provide households that have No basic sanitation. According to recent statistics, 2.85% households are grouped into this category.

As per the Sanitation Service Policy Objectives, plans and programs are being prepared and/or implemented to eventually satisfy all key initiatives relevant to the provision of all forms of Sanitation.

The following is a list of core sanitation achievements in the 2013-2014 financial years:-

- The multi-year waterborne sanitation projects for the Unit H and Azalea commenced which over the next 3 years will provide connect approximately 1500 households. A total of 2.69 km on sewer pipe was installed in Unit H and 3.4 km of sewer piping was installed in Azalea.
- Waste Water Service level Agreements for the operations and maintenance was concluded with Umgeni Water for Darvil and Lynnfield Park Waste water works.
- A total of 5.9 km of defective sanitation piping was replaced / upgraded in order to improve reliability in the form of Asset Replacement.
- 1.2 km of sewer pipe was installed which in order to houses to be converted from Septic/Conservancy tank to waterborne sanitation.
- 123 new sewer connections where completed within the 2014-2015 financial year.
- 5 Flow monitoring stations where installed at strategic locations in our sewer system which will used to monitor and reduce infiltration and pollution to streams and rivers.
- Reactively responded and resolved 3660 mainline sewer blockages.

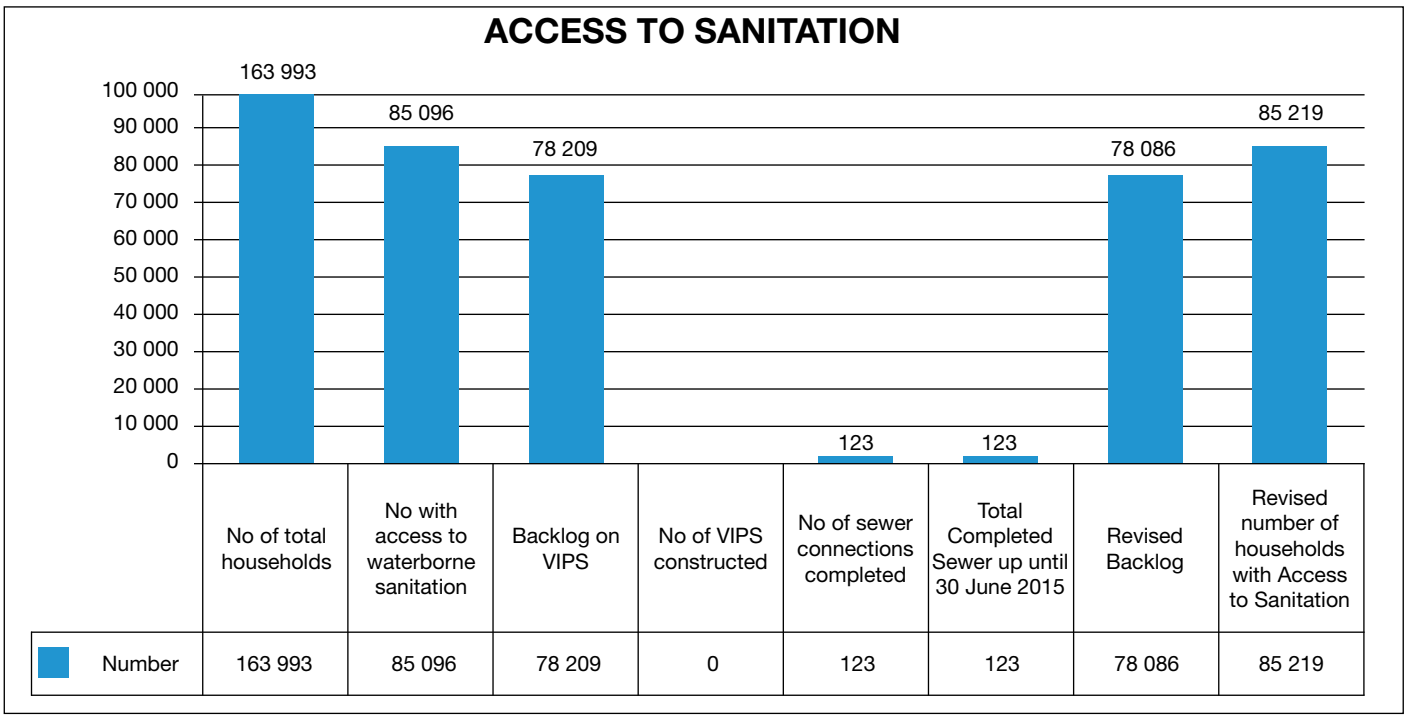

Note: The revised backlog is have all households on a water borne sewer system.

TABLE 38: SANITATION SERVICE DELIVERY LEVELS Households			
Description	2012/2013	2013/2014	2014/2015
	Actual Number	Actual Number	Actual Number
Sanitation / Sewage (above min level)			
Flush Toilet (connected to sewerage)	84779	84973	85096
Flush Toilet ((with septic tank)	8541	8372	8372
Chemical Toilet	5489	7076	7076
Pit Toilet	58047	58695	58602
Other toilet provisions (above min service level)	N/A	N/A	N/A
Minimum Service Level and Above sub-total	156875	159116	159239
Minimum Service Level and Above Percentage	95.60%	97.03%	97.1%
Sanitation / Sewage (below min level)			
Budget toilet	1585	0	0
Other toilet provisions (above min level)	0	187	187
No toilet provisions	5532	4690	4690
Below Minimum Service Level sub-total	7117	4877	4877
Below Minimum Service Level Percentage	**4.34%**	**2.97%**	**2.86%**
Total number of households	**163993**	**163993**	**163993**

TABLE 39: HOUSEHOLDS - SANITATION SERVICE DELIVERY LEVELS BELOW MINIMUM Households			
Description	2014/2015		
	Original Budget No.	Adjusted Budget No.	Actual Number
Formal Settlements			
Total Households	187	187	187
Households below minimum service level	0	0	0
Proportion of households below minimum service level	0.11%	0.11%	0.11%
Informal Settlements			
Total Households	4690	4690	0
Households below minimum service level	4690	4690	0
Proportion of households below minimum service level	2.85%	2.85%	0%

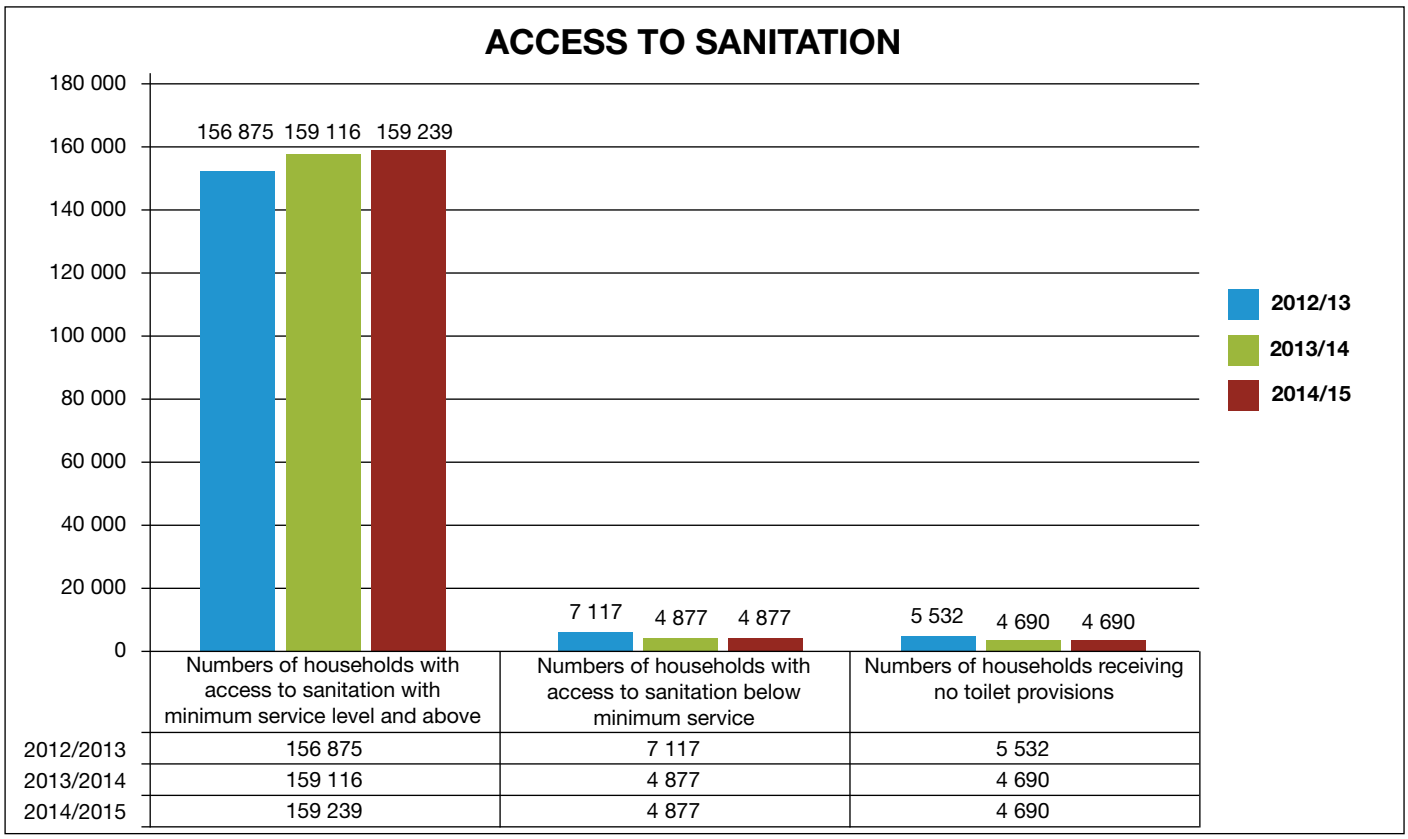

TABLE 40: WASTE WATER (SANITATION) SERVICE POLICY OBJECTIVES TAKEN FROM IDP						
Service Objectives	Outline Service Targets	2013/2014		2014/2015		2015/2016
Service indicators		Target	Actual	Target	Actual	Target
Elimination of Conservancy Tanks	To upgrade to water borne sanitation	1.2km pipe to be installed	1.26km installed	1 .2 km of sewer pipe installed in Ward 21 by the 30 January 2015.	1 .2 km of sewer pipe installed in Ward 21 by the 30 January 2015.	200m of new sewer pipe installed by the 30th of June 2016.
Service Midblock Eradication in Sobantu, Ashdown &Imbali (Sewer)	To install sewer pipelines for Water Borne Sewer	1 km of sewer pipe to be installed	5.9km of sewer pipe installed by 30 June 2014	Submission of EIA to DAEA for approval for Ward 20 completed by 30 June 2015. Preliminary Planning phase completed by 30 June 2015.	EIA submitted. Preliminary phase completed by 30 June 2015.	3500m of new sewer pipe installed by the 30th of June 2016.
Rehabilitation of Sanitation Infrastructure.	Replace and repair infrastructure	Replace 1.2km of Sewer Pipe	4.26km of sewer pipe replaced and 2 sewer pumps upgraded by 30 June 2014	4 km of sewer pipe replaced and by the 30 June 2015.	5.9 km of sewer pipe replaced by 30 June 2015	1.6 km of Sewer pipeline replaced by the 30th of June 2016.
Sanitation Infrastructure Feasibility Study	To monitor and reduce storm water ingress into sewer systems	7 Flow monitoring stations installed and operational by the 30 June 2014	7 Flow monitoring stations installed and operational by the 9 June 2014	8 flow monitoring stations procured, installed and operational by the 30 April 2015	4 flow monitoring stations procured, installed and operational by the 30 May 2015	The 30 highest infiltration zones/ areas/catchments are identified with the use of Flow and rainfall monitoring equipment by the 30th of June 2016.
Mig - Sewer Pipes Unit H	To Install sanitation pipes to connect households to waterborne sanitation	N/A	N/A	3 km of sewer pipe installed by the 30 June 2015.	2.69km of pipe installed by the 30 June 2015	3 km of new sewer pipe installed by the 30th of June 2016.
Mig - Sewer Pipes Azalea - Phase 2	To Install sanitation pipes to connect households to waterborne sanitation	N/A	N/A	3 km of sewer pipe installed by the 30 June 2015.	3.5 km of sewer pipe installed by the 30 June 2015.	3.2 km of new sewer pipe installed by the 30th of June 2016.

TABLE 41: EMPLOYEE: SANIATION SERVICES					
Job Level	2013/2014	2014/2015			
	Employees No.	Posts No.	Employees No.	Vacancies (fulltime equivalents No.	Vacancies (as a % of total posts) %
A1-A4	25	40	25	15	38
B1-B4	14	29	13	16	55
C1-CU	4	6	5	1	17
D1 –DU	2	4	1	1	25

TABLE 41: EMPLOYEE: SANIATION SERVICES					
Job Level	2013/2014	2014/2015			
	Employees No.	Posts No.	Employees No.	Vacancies (fulltime equivalents No.	Vacancies (as a % of total posts) %
E1 – E2	-	-	-	-	-
F1 – F2	-	-	-	-	-
Total	**45**	**79**	**46**	**33**	**42**

TABLE 42: FINANCIAL PERFORMANCE 2014/2015: SANITATION SERVICES R'000					
Details	2013/2014	2014/2015			
	Actual	Original Budget	Adjustment Budget	Actual	Variances to Budget %
Total Operational Revenue (excl. tarrifs)	**-25**	**0**	**-13**	**-26**	**100%**
Expenditure:					
Employees	17 060	18 335	18 622	17 369	-6.73%
Repairs and Maintenance	3 038	6 178	6 182	5 936	-3.98%
Other	46 395	4 165	18 607	52 106	180.03%
Total Operational Expenditure	**66 493**	**28 678**	**43 411**	**75 411**	**73.71%**
Net operational (Service) Expenditure	**66 468**	**28 678**	**43 398**	**75 385**	**73.71%**

TABLE 43: CAPITAL EXPENDITURE : SANITATION SERVICES					
DETAILS	2014 / 2015				
	ORIGINAL 2014 / 2015 BUDGET	ADJUSTED 2014_2015 BUDGET	YTD ACTUAL EXPENDITURE	VARIANCE FROM ADJUSTED BUDGET %	TOTAL PROJECT VALUE
MIG - M/PLAN & NETWORK MODEL - SANITATION	0	821	821	0%	821
MIG - REHABILITATION OF SANITATION INFRASTRUCTURE	9,168	14,543	14,543	0%	0
MIG - SEWER PIPES UNIT H	7,850	2,363	2,363	0%	33 536
MIG - SEWER PIPES AZALEA - PHASE 2	8,970	6,192	6,192	0%	172 497
MIG - JIKA JOE SEWER	0	560	560	0%	560
MIG - FLOW MONITORING CAPITAL	0	1,005	1,301	29%	1301
MIG - ELIMINATION OF CONSERVANCY TANKS - (SEWER)	1,000	2,584	2,584	0%	221 158
MIG - SERVICE MIDBLOCK ERADICATION IN SOBANTU, ASHDOWN & IMBALI (SEWER)	8,000	3,447	3,519	2%	70 095
MIG - FLOW MONITORING EQUIPMENT	12,000	1,575	1,405	-11%	1 405
CNL - PLANT AND EQUIPMENT	0	21	21	0%	21
CNL - FURNITURE AND FITTINGS	0	4	4	0%	4
CNL - TELEMETRY / INSTRUMENTATION EQUIPMENT	400	397	397	0%	397

COMMENT ON SANITATION SERVICES PERFORMANCE OVERALL:

It is essential, by regulation, to provide at least a basic form of sanitation to households that do not have a basic sanitation service. A total of 126 new connections where completed and a buisiness plan for funding for the eradication of the entire basic sanitation backlog was submitted and approved in the 2014-2015 financial year. The rehabilitation of sanitation infrastructure, is critical for assest replacement in order to ensure that our operational cost decreases and further the quality of water in our streams and rivers improves. Resource availibilty (staffing and financial) is of critical importance to fulfill all targets as set out in the IDP. The Sanitation Service Delivery objectives has been prioritised to effectively fulfill obligations to provide households with, firstly a basic sanitation service and thereafter a move to above minimum service levels of sanitation.There was no funding for further provision for the addition of some form of sanitation. However 30 water borne sewer connections were completed in "formal" areas. 4690 households have NO toilet provision at all. Addressing this should become a priority in the 15/16 financial year. This department needs to adhere to the regulation in the provision of at least a basic form of sanitation.

1.3. ELECTRICITY

INTRODUCTION TO ELECTRICITY

Note: Recent legislation includes the Electricity Amendment Acts 1989; 1994; 1995; and the Electricity Regulation Act 2006.

The Msunduzi Electricity Unit is licenced by the National Electricity Regulator of South Africa (NERSA) to supply electricity to 50% of the total customer in the Municipality's area of jurisdiction and the other 50% which is comprised of the Greater Edendale and Vulindlela areas is supplied by Eskom. The Electricity Unit operates under the Electricity Regulator Act (2006).

The Electricity Unit generates approximately 40% of the total revenue of the Municipality 70% of the income for the Electricity Unit comes from our large customers (industrial and commercial) and 30% from our residential customers.

Msunduzi purchases electricity in bulk on the Megaflex tariff from at 132 00 volts and is transformed to lower voltages. There are two Eskom in-feed points (Msunduzi substation and Mersey substation). We have a notified maximum demand of 350MVA (Mersey 160MVA and Msunduzi 190MVA). During 2011/2012 application was made to increase the Mersey notified demand to 180MVA.

The Hilton AND Sweetwaters areas were experiencing continuous outages due to the numerous faults on the existing 33kV overhead lines to Hilton. Work commenced on the upgrade of the 33kV overhead line and it was concluded.

CHALLENGES

There is a high backlog on maintenance of the Primary network, Secondary substations, Overhead lines and Cables.

PRIMARY NETWORK

The Contract for maintenance was advertised and no appointments were made due to various reasons. This Contract was re-advertised and is in the adjudication process.

SECONDARY MAINTENANCE

Maintenance was done on the Secondary substations, but due to the huge backlog and the appointment of only one Contractor, it was not possible to complete the entire network. Currently, three Contractors are appointed to this Contract and better results will be seen.

11kV OVERHEAD LINE MAINTENANCE

This is 40% complete and the Contract has come to an end. The delay in the process to appoint new Contractors will be a setback whilst at the same time poses a risk to our operating staff because of the rotten poles.

132 kV OVERHEAD LINE MAINTENANCE

A Contract to perform patrol and maintenance of the 132 kV and 33 kV lines is in the adjudication process.

CABLES

Many of the cables are old and overloaded. Currently the network is undergoing refurbishment and modifications with installation of distributor substations. The process is long and capital dependent.

STREET LIGHTING

In as much as there is a lot of maintenance work carried out to ensure that the City is well lit, sections of street lights are off due to the continuous excavation by the various Contractors who damage and then cover the cable.
Theft of cables and MCB's, steel covers housing the electrical mains are contributing to the ongoing street light problems.

BLOWN SWITCHGEAR

Due to limited funding, it is not possible to purchase the required switchgear and this further places burden on the network. Ring circuits are not existent because of the blown switchgear.

POLE TRANSFORMERS

Circuits that were designed based on the size of the transformer are now overloaded and blowing up because of the theft of electricity with illegal connections

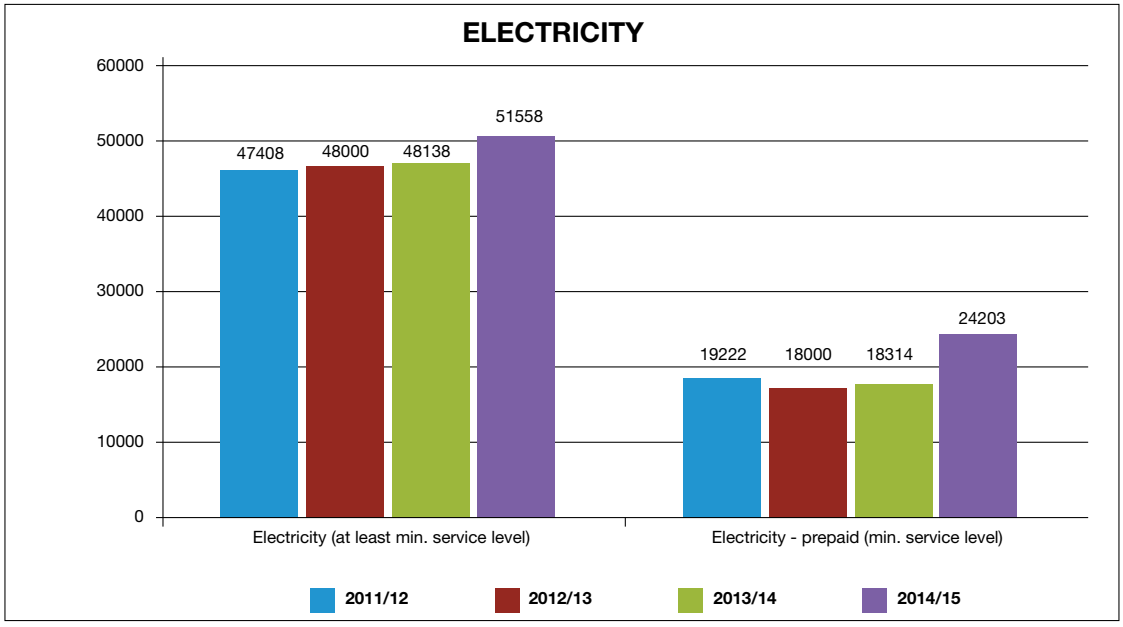

Note: the graph above depicts figures from the table below in respect of electricity service delivery levels, where the standard electricity supply level is depicted as electricity supply to the single domestic property/dwelling through a conventional or prepaid meter with a current rating above 20 Amps. The minimum service level is described as an electricity supply that is supplied through a prepaid electricity meter with a 20 Amps current rating. This is the standard minimum electricity service level throughout the country.

TABLE 44: ELECTRICITY SERVICE DELIVERY LEVELS Households				
Description	2011/2012	2012/2013	2013/2014	2014/2015
	Actual Number	Actual Number	Actual Number	Actual Number
Electricity (above min level)				
Electricity (at least min service level)	47408	48000	48138	*51 558
Electricity – prepaid (at least min service level)	19222	18000	18314	*24 203
Minimum Service Level and Above sub-total	N/A	N/A	N/A	N/A
Minimum Service Level and Above Percentage	N/A	N/A	N/A	N/A
Electricity (below min level)				
Electricity (< min service level)	N/A	463	No data	N/A
Electricity – prepaid (< min service level)	N/A	N/A	N/A	N/A
Other energy sources	No data	12817	12503	N/A
Below Minimum Service Level sub-total	N/A	13280	13280	N/A
Below Minimum Service Level Percentage	N/A	N/A	N/A	N/A
Total number of households	**65478**	**79280**	**78955**	**75 761**

* Corrected figures

TABLE 45: HOUSEHOLDS - ELECTRICITY SERVICE DELIVERY LEVELS BELOW MINIMUM Households						
Description	2011/2012	2012/2013	2013/2014	2014/2015		
	Actual Number	Actual Number	Actual Number	Original Budget No.	Adjusted Budget No.	Actual Number
Formal Settlements						
Total Households	No data	No data	Nil	Nil	Nil	Nil
Households below minimum service level	No data	No data	Nil	Nil	Nil	Nil
Proportion of households below minimum service level	No data	No data	Nil	Nil	Nil	Nil
Informal Settlements						
Total Households	No data	No data	Nil	*5000	626	2794
Households below minimum service level	No data	No data	Nil	*5000	626	2794
Proportion of households below minimum service level	No data	No data	Nil	N/A	N/A	N/A

* 5000 is the number of informal settlements without electricity at all.

TABLE 46: ELECTRICITY SERVICE POLICY OBJECTIVES TAKEN FROM IDP						
Service Objectives	Outline Service Targets	2013/2014		2014/2015		2015/2016
Service indicators		Target	Actual	Target	Actual	Target
Provision minimum supply of electricity	Proportional reduction in 2014/2015 backlog of house-holds below minimum supply level	600	314	626	2794	950

TABLE 47: EMPLOYEE: ELECTRICITY SERVICES					
Job Level	2013/2014	2014/2015			
	Employees No.	Posts No.	Employees No.	Vacancies (fulltime equivalents No.	Vacancies (as a % of total posts) %
A1-A4	92	161	87	74	46
B1-B4	24	53	23	30	57
C1-CU	68	96	69	27	28
D1 –DU	12	17	14	3	18
E1 – E2	1	1	1	-	-
F1 – F2	-	-	-	-	-
Total	**197**	**328**	**194**	**134**	**41**

TABLE 48: FINANCIAL PERFORMANCE 2014/2015: ELECTRICITY SERVICES R'000					
Details	2013/2014	2014/2015			
	Actual	Original Budget	Adjustment Budget	Actual	Variances to Budget %
Total Operational Revenue (excl. tarrifs)	-5 603	-1 572	-1 572	-1 987	26.40%
Expenditure:					
Employees	65 591	66 126	74 337	71 509	-3.80%

TABLE 48: FINANCIAL PERFORMANCE 2014/2015: ELECTRICITY SERVICES R'000					
Details	2013/2014	2014/2015			
	Actual	Original Budget	Adjustment Budget	Actual	Variances to Budget %
Repairs and Maintenance	51 867	65 431	66 787	65 251	-2.30%
Other	83 965	32 070	69 430	146 495	111%
Total Operational Expenditure	**201 423**	**163 627**	**210 554**	**283 255**	**34.53%**
Net operational (Service) Expenditure	**195 820**	**162 055**	**208 982**	**281 268**	**34.59%**

TABLE 49: CAPITAL EXPENDITURE : ELECTRICITY SERVICES					
DETAILS	2014 / 2015				
	ORIGINAL 2014 / 2015 BUDGET	ADJUSTED 2014_2015 BUDGET	YTD ACTUAL EXPENDITURE	VARIANCE FROM ADJUSTED BUDGET %	TOTAL PROJECT VALUE
CNL - PLANT AND EQUIPMENT	0	10	10	0%	10
CNL - SUBSTATION BATTERY CHARGERS	3,000	1,733	1,733	0%	1,733
CNL - SYSTEM REINFORCEMENT	1,000	850	850	0%	850
DBSA - NETWORK REFURBISHMENT	10,000	10,000	5,360	-46%	4,435
INEP - ELECTRIFICATION	3,000	2,000	2,000	0%	2,000
DBSA - NETWORK 132kV REHABILITATION PLAN	20,000	0	0	0%	0
TREASURY - ELECTRIFICATION - NHLALAKAHLE INFORMAL SETTTLEMENT	5,500	4,872	4,211	-14%	4,211
INEP - C/O UPGRADE OF AGEING INFRASTRUCTURE	0	91,881	65,148	-29%	91,881
INEP - C/O SWAPO ELECTRIFICATION	0	15,002	15,002	0%	15,002
CNL - LV PROTECTION RETROFIT	1,500	0	0	0%	0
CNL - QOS SYSTEMS	1,000	0	0	0%	0
DBSA - RE-ROUTING OF OHL IN CLARIDGE	5,000	0	0	0%	0
DBSA - SMART METERS	50,000	50,000	1,374	-97%	
CNL - STREETLIGHTING	6,000	5,566	5,566	0%	5,566
MIG - HIGH MAST LIGHTS IN VULINDLELA & GREATER EDENDALE	10,000	4,441	4,441	0%	3,835
MIG - JIKA JOE COMMUNITY LIGHTING	0	2,059	2,348	14%	2,011
COGTA C/O SOLAR ST & TRAFFIC LIGHTS	0	7,933	7,934	0%	7,934
CNL - CO12/13 H/MAST LIGHTS - VULINDLELA	0	0	712	-100%	712
CNL - ELECTRIFICATION - NHLALAKAHLE INFORMAL SETTEMENT	0	21	21	0%	21
CNL - SWAPO ELECTRIFICATION	0	1,085	1,085	0%	1,085
CNL - ELECTRICITY DEMAND SIDE MANAGEMENT	0	504	504	0%	504
CNL - ELECTRIFICATION EINKETHENI	0	4,364	4,215	-3%	4,215
CNL - ELECTRIFICATION PEACE VALLEY	0	1,441	1,441	0%	1,441
COGTA C/O REPLACEMENT OF TRANSFORMER	0	1,276	1,253	-2%	1,253
DBSA - UPGRADE OF TRANSFOMER	10,000	10,000	9,997	0%	9,618
DEVCONT - TRANSFORMERS / MINI SUBS	0	439	413	-6%	413

TABLE 49: CAPITAL EXPENDITURE : ELECTRICITY SERVICES					
DETAILS	2014 / 2015				
	ORIGINAL 2014 / 2015 BUDGET	ADJUSTED 2014_2015 BUDGET	YTD ACTUAL EXPENDITURE	VARIANCE FROM ADJUSTED BUDGET %	TOTAL PROJECT VALUE
TREASURY - TRANSFORMER - NHLALAKAHLE INFORMAL SETTTLEMENT	0	627	438	-30%	438
CNL - EQUIPMENT PURCHASES	0	586	586	0%	586
CNL - ELECTRIFICATION - NHLALAKAHLE INFORMAL SETTEMENT		125	125	0%	125
CNL - MOBILE BULK FILERS FOR RECORDS	0	127	127	0%	127
DBSA - SYSTEM REINFORCEMENT	5,000	0	0	0	0

COMMENT ON ELECTRICITY SERVICES PERFORMANCE OVERALL: ACHIEVEMENTS

The Msunduzi Electricity electricity losses has slid from the previous year of 11.38% to 13.51%. The plan inplace to futher reduce the electricity losses wer vigorously implemented during the financial year. The Sobantu Project was finished during the year and areas were started. All Municipal flats has been retrofitted with a new Intelligent Metering System that will assis in curbing electricity losses, the Cinderella Park has also been retrofitted with the Intelligent Prepaid Meter and purchase of electricity has increased even in areas where therer was none. The increase in electricity losses is still being investigated if its not related to the mistatement of income/meter reading etc.

Msunduzi electricity has connected 75761 Households within the financial year. Most of these connections were from informal areas. These were the areas that were illegally connecting to the infrastructure resulting in loss of life in particular the children who were stepping over live cabls laying all over the informal settlements. These connections all went a long wasy in ensuring that the electricity losses are reduced.

Msunduzi Electricity has continued with the Electricity Revitalisation Plan. The City Grid Project that will ensure that the transmission voltage is increase from 33 000v to 132kV within the Primary Substation within the city. This will increase the transfer capacity of power whilst ensuring that the network is interconnected between the 2 major nodes. The project is anticipated to be completed within the 2015/16 financial year.

The replacement of new Fleet of Circuit Breakers wer initiated to equip the primary Substations that were identifies as critical in ensuring the reliablity of supply. These will be delivered, installed and commisioned during the 2015/16 financial year.

Though the Muncicipality is still plaqued with the challenges faced by all distributors with old Electrical Infrastructure, the work done on maintenance replacement and refurbishments are starting to bear fruits. The number of Major outages has drastically reduced. Though the Municipality has not yet reached the normal levels that would be within the standards but the corner has been turned the level of power interruptions is gradually reducing.

The Municiaplity has also embarked on a project to automate the meter reading of top 700 customers. This project was initiated and completed in 2014/15. This will remove human error as far as meter reading is concerned. This project is to be progressed ro small power users during the 2015/16 financial year.

The Municipality was identified as one of the receipient of R20 000 grant fund for Smart Grid Project. The Municipality have met all the requirements of the first phase of the project and confirmation of funds issued. The Project will be completed during the 2015/16 financial year. This projetx will assist in automating Maintenance planning and implementantion thereof. It will ensure that the Municipality has a well defined Smart Grid Strategy going forwad.

The above indicated the great improvement form the previous years. The maintenance plan has been adopted which will show great improvement with regards to network stability and provide high quality of electricity supply to all customers.

1.4. ROADS

INTRODUCTION TO ROAD TRANSPORT

This component of the report falls under the Roads & Transportation (R & T) Sub-unit of Infrastructure Services Business Unit. R & T deals with the following:

- Planning, Development and Maintenance of Municipal roads and stormwater infrastructure;
- Transportation Planning, Traffic Engineering issues, Road Safety and Public Transport issues;
- Planning, Development and Maintenance of Municipal Buildings; and
- Planning, Development and Maintenance of pedestrian and vehicle bridges

INTRODUCTION TO ROADS

The Roads Section continues to address the backlog of gravel roads. An attempt is made every year to upgrade 20 km of gravel roads into "all weather" surfacing in order to render uninterrupted access and safety (i.e. through geometric interventions).

In 2013/2014, the Roads Section commenced with its 5-year road assessment in order to produce a revised Road Asset Management Plan (RAMP) and a Pavement Management System (PMS) to drive the Municipality's Preventative/Proactive Maintenance for the next five years.

The RAMP is going to inform the Upgrading of Gravel Roads programme, the gravel and backlog will be shown up to Ward level.

Preventative Maintenance Programme commenced in earnest in 2013/14. The programme continued in 2014/15 with minimal funding.

TABLE 50: GRAVEL ROAD INFRASTRUCTURE
Kilometres

	Total gravel Roads	New Gravel Roads constructed	Gravel Roads upgraded to tar	Gravel Roads graded/ maintained
2012/2013	890,4	0	29,0	124
2013/2014	865,7	0	24,7	89
2014/2015	635,0	0	15.5	42

TABLE 51: TARRED ROAD INFRASTRUCTURE
Kilometres

	Total Tarred Roads	New Tar Roads	Existing Tar Roads re-tarred	Existing Tar Roads re-sheeted	Tar Roads Maintained
2012/2013	1330,8	29	1,4	0	55
2013/2014	1355,5	24,7	6,12	0	5.6
2014/2015	1371,0*	15.5	4.88	0	8

Note: * The total tarred road figure has been revised in 2014/15 based on a recent road network assessment to 1200 which will be used going forward.

TABLE 52: COST OF CONSTRUCTION / MAINTENANCE
R'000

	Gravel			Tar		
	New	Gravel-Tar	Maintained	New	Reworked	Maintained
2012/2013	0	66 581 940	10 105 021	23 516 848	6 000 000	968 280
2013/2014	0	91 300 091	21 171 709	-	5 000 000	12 413 217
2014/2015	0	70 773 309	28 033 988	-	7 600 000	18 634 549

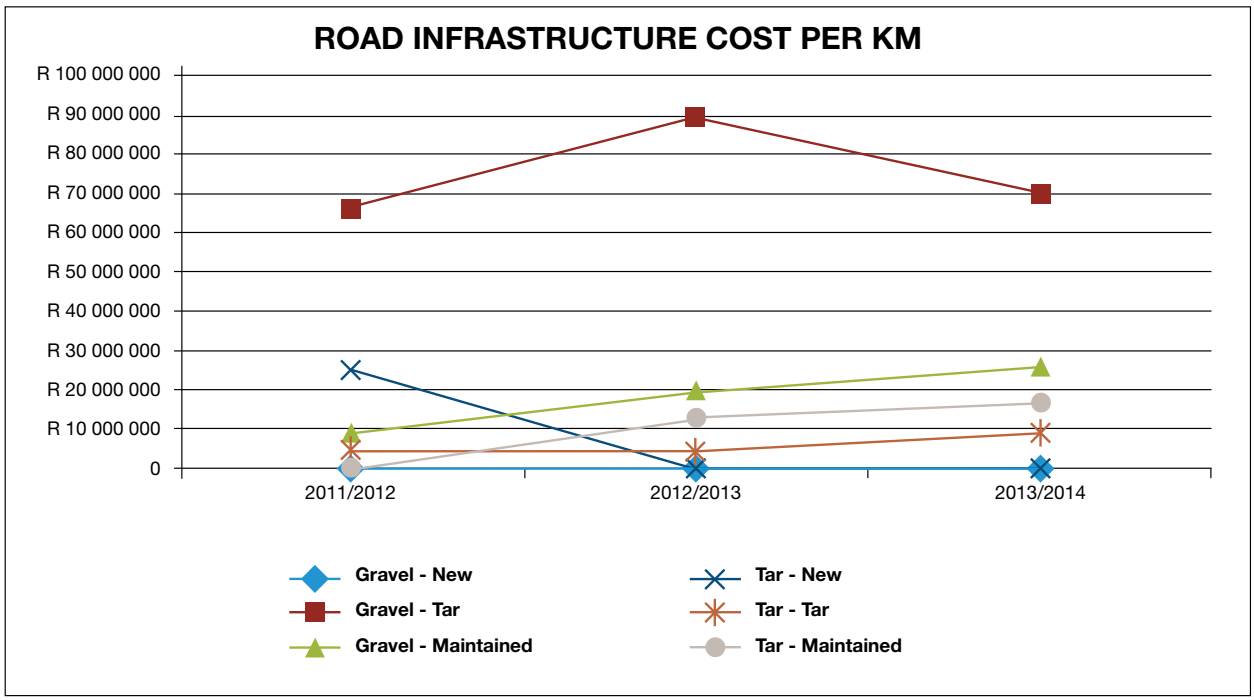

TABLE 53: ROADS SERVICE POLICY OBJECTIVES TAKEN FROM IDP						
Service Objectives	Outline Service Targets	2013/2014		2014/2015		2015/2016
Service indicators		Target	Actual	Target	Actual	Target
Road Designs	Number of completed roads designs	3	1	10	15	5
Elimination of Gravel Roads in townships	Kilometres of Gravel Roads Tarred (Kilometres of gravel roads remaining	22	24	15	19.1	16
Development of Municipal Roads as required	Kilometers of Roads Developed	0	0	0	0	0
Gravel roads	Kilometers (km) of maintained gravel roads	120	89	100	42	20
Rehabilitation of Municipal Roads	Sqr.m (m2) of Roads rehabilitation	16 600	36720	38000	30000	30000

TABLE 54: EMPLOYEE: ROAD SERVICES					
Job Level	2013/2014	2014/2015			
	Employees No.	Posts No.	Employees No.	Vacancies (fulltime equivalents No.	Vacancies (as a % of total posts) %
A1-A4	85	262	81	181	69
B1-B4	15	43	13	30	70
C1-CU	7	22	8	14	64
D1 –DU	3	6	5	1	17
E1 – E2	1	1	1	0	0
F1 – F2	0	0	0	0	0
Total	**111**	**334**	**108**	**226**	**68**

TABLE 55: FINANCIAL PERFORMANCE 2014/2015: ROADS SERVICES R'000					
Details	2013/2014	2014/2015			
	Actual	Original Budget	Adjustment Budget	Actual	Variances to Budget %
Total Operational Revenue (excl. tarrifs)	**0**	**-1**	**-3**	**-3**	**0%**
Expenditure:					
Employees	21 415	24 749	26 201	23 024	-12.13%
Repairs and Maintenance	31 379	40 319	44 906	44 132	-1.72%
Other	186 933	13 131	83 556	91 166	9.11%
Total Operational Expenditure	**239 727**	**78 199**	**154 663**	**158 322**	**2.37%**
Net operational (Service) Expenditure;	**239 727**	**78 198**	**154 660**	**158 319**	**2.37%**

TABLE 56: CAPITAL EXPENDITURE: ROADS SERVICES R'000					
DETAILS	2014 / 2015				
	ORIGINAL 2014 / 2015 BUDGET	ADJUSTED 2014_2015 BUDGET	YTD ACTUAL EXPENDITURE	VARIANCE FROM ADJUSTED BUDGET %	TOTAL PROJECT VALUE
CNL - COMPUTER LAPTOPS / PRINTER	0	76	76	0%	82
CNL - COMPUTER LAPTOPS / PRINTER	0	76	76	0%	82
CNL - FURNITURE AND FITTINGS	0	64	64	0%	82
CNL - BURGER ST EXTENSION	10,000	1,376	1,376	0%	44,810
MIG - UPGRADE DESIGN OF GRAVEL ROADS - VULINDLELA - D 1128 (Phase 1, 2 and 3)	3,000	3,850	3,786	-2%	29,373
MIG - UPGRADE OF GRAVEL ROADS - WILLOWFOUNTAIN ROADS	5,000	3,540	3,540	0%	5,700
MIG - HORSE SHOE ACCESS RD AND PASSAGES IN IMBALI STAGE 1 & 2	1,000	999	999	0%	11,559
MIG - UPGRADING OF GRAVEL RDS - EDN - WARD 12 - MOSCOW AREA RDS	4,500	3,892	3,892	0%	8,892
MIG - UPGRADING OF ROADS IN EDENDALE - KWANYAMAZANE ROADS	2,700	3,187	3,286	3%	44,262
MIG - UPGRADING OF ROADS IN EDENDALE - Route 7B	300	297	297	0%	297
MIG - UPGRADING OF GRAVEL ROADS - EDENDALE - WARD 16	1,500	1,500	1,499	0%	14,295
MIG - UPGRADING OF ROADS IN EDENDALE - KWANYAMAZANE ROADS	2,700	3,187	3,286	3%	44,262
MIG - UPGRADING OF ROADS IN EDENDALE - Route 7B	300	297	297	0%	297
MIG - UPGRADING OF GRAVEL ROADS - EDENDALE - WARD 16	1,500	1,500	1,499	0%	14,295
MIG - UPGRADE OF INTERNAL ROADS - HANIVILLE	1,500	2,585	2,585	0%	10,785
MIG - UPGRADE GRAVEL ROADS IN EDENDALE IN ESIGODINI	5,000	6,270	6,270	0%	6270
MIG - UPGRADING OF GRAVEL ROADS - EDENDALE - STATION RD	9,500	81	81	0%	7,887
MIG - REHABILITATION OF ROADS IN ASHDOWN	2,500	3,200	3,200	0%	16,033
MIG - UPGRADING OF GRAVEL ROADS - EDENDALE - Roads in Unit 14/Unit P - Design	450	545	500	-8%	10,997
MIG - UPGRADING OF GRAVEL ROADS - EDENDALE - MACHIBISA / DAMBUZA RDS	400	383	383	0%	34,999
CNL - UPGRADING OF ROADS IN ASHBURTON - Design	800	644	644	0%	644
MIG - UPGRADING OF ROADS IN PEACE VALLEY - (Plan & Design in 2014/15) - 10km	250	894	894	0%	20,000
MIG - UPGRADING OF GRAVEL ROADS - GREATER EDENDALE - WARD 17 Roads (Phase 3, Unit 13)	1,500	1,500	1,500	0%	82,045
MIG - UPGRADING OF GRAVEL ROADS - EDENDALE - DAMBUZA MAIN ROAD Major SWD Upgrade	300	299	299	0%	5,812
MIG - UPGRADING OF GRAVEL ROADS - GREATER EDENDALE - GEORGETOWN & SURROUNDING AREA	800	1,400	1,400	0%	15,960
MIG - UPGRADING OF GRAVEL ROADS - VULINDLELA - D2069 (MTHALANE RD) -Phase2	5,000	7,164	7,164	0%	28,743
MIG - UPGRADING OF GRAVEL ROADS - GREATER EDENDALE - CALUZA ROADS	1,500	1,499	1,499	0%	14,250
MIG - UPGRADING OF GRAVEL ROADS - GREATER EDENDALE - Ward 10 Roads - Stormwater upgrade	1,000	943	943	0%	943
MIG - UPGRADING OF GRAVEL ROADS - GREATER EDENDALE - Snathing Rds - 5.0km - (Mvubu Rd - 0.3km, Gudlintaba Rd - 0.4km, Gudlintaba 2 Rd - 0.4km, Mpompini Rd - 0.6km, Khoza Rd - 0.8km, Magaba Rd - 0.8km and Hlathini Ext Rd - 2.0km)	800	1,399	1,399	0%	11,400
MIG - UPGRADING OF GRAVEL ROADS - VULINDLELA - WARD 3 ROADS	1,000	1,598	1,598	0%	32,250
MIG - UPGRADING OF GRAVEL ROADS - GREATER EDENDALE - HAREWOOD AREA	400	398	398	0%	39,901
MIG - UPGRADING OF GRAVEL ROADS - VULINDLELA - WARD 1 ROADS	2,000	2,776	2,776	0%	123,063

TABLE 56: CAPITAL EXPENDITURE: ROADS SERVICES R'000					
DETAILS	2014 / 2015				
	ORIGINAL 2014 / 2015 BUDGET	ADJUSTED 2014_2015 BUDGET	YTD ACTUAL EXPENDITURE	VARIANCE FROM ADJUSTED BUDGET %	TOTAL PROJECT VALUE
MIG - UPGRADING OF GRAVEL ROADS - VULINDLELA - WARD 4 ROADS	350	350	350	0%	350
MIG - UPGRADING OF GRAVEL ROADS - VULINDLELA - WARD 5 ROADS - incl. Henley Dam Area	350	387	387	0%	387
MIG - UPGRADING OF GRAVEL ROADS - VULINDLELA - WARD 6 ROADS	350	637	637	0%	637
MIG - UPGRADING OF GRAVEL ROADS - VULINDLELA - WARD 7 ROADS	350	800	800	0%	800
MIG - UPGRADING OF GRAVEL ROADS - VULINDLELA - WARD 8 ROADS - Masoyi Rd, etc	350	620	620	0%	620
MIG - UPGRADING OF GRAVEL ROADS - VULINDLELA - WARD 9 ROADS	350	345	345	0%	345
CNL - ROAD REHABILITATION - PMS	12,047	9,454	9,454	0%	9,454
CNL - CONNOR - OTTO'S BLUFF ROADS - LINK	2,000	1,964	1,964	0%	18,414
CNL - LESTER BROWN LINK ROAD	5,000	1,506	1,506	0%	29,129
MIG - UPGRADING OF GRAVEL ROADS - EDENDALE - WARD 22 - 8,4km roads - Storm-water drainage provision	300	300	300	0%	17,605
MIG - NEW FOOTPATHS, PASSAGES, KERBING & CHANNELING - SOBANTU	300	206	206	0%	206
CNL - GRIMTHORPE ROAD BRIDGE	0	64	64	0%	25,000
MIG - UPGRADE OF BRIDGES - Pedestrian Bridge Over River - Smero/Esigodini	300	300	300	0%	3,417
MIG - WOODHOUSE PEDESTRIAN BRIDGE	2,700	317	317	0%	1,151

COMMENT ON THE PERFORMANCE OF ROADS OVERALL:

The department has continued with its programme of upgrading gravel roads with a vision of reducing the high backlog of gravel roads in the city. 19 km were upgraded in 2014/15 financial year. Funds are slowly being made available by the municipality towards the rehabilitation programme, which makes up the preventative maintenance. In access, 30000m2 of road surfacing was attended in 2014/15.

1.5. TRANSPORTATION PLANNING

INTRODUCTION TO TRANSPORTATION PLANNING

Transportation Planning is crucial in planning sustainable developments and ensuring accessibility for all. The Transportation Planning Section is responsible for meeting the directives set out at all spheres of Government. The key principles that we address as a Section are:

i. Mobility& Land use
ii. Congestion
iii. City Efficiency
iv. Road Safety
v. Accessibility

TRANSPORTATION PLANNING SECTION PERFORMS THE FOLLOWING FUNCTIONS:

i. Evaluation, assessment, and siting of transport facilities
ii. Planning, co-ordination, facilitation and provision of efficient and effective transport systems and infrastructure for all private and public transport.
iii. Planning, co-ordination, facilitation, provision, monitoring and regulation of efficient, effective public transport services and facilities within a balanced market demand and supply framework.
iv. Provides effective traffic management, control and safety through co-ordinated planning and maintenance programmes.

TABLE 57: TRANSPORT SERVICE POLICY OBJECTIVES TAKEN FROM IDP						
Service Objectives	Outline Service Targets	2013/2014		2014/2015		2015/2016
Service indicators		Target	Actual	Target	Actual	Target
To provide safety to road users and community and improve accessibility and also contributing towards economic growth	No. of implemented traffic calming as per plan	60	91	128	128	20
	No. of implemented traffic signals	6	4	4	3	0
	Km of Road Markings	360km	320.6km	360km	391.7km	360km
	No. of road traffic signs replaced	600 signs	652signs	600	352 signs	600
	Number of bus shelters constructed	0	0	40 shelters	40 shelters	35 shelters

TABLE 58: EMPLOYEE: TRANSPORT SERVICES					
Job Level	2013/2014	2014/2015			
	Employees No.	Posts No.	Employees No.	Vacancies (fulltime equivalents No.	Vacancies (as a % of total posts) %
A1-A4	10	20	10	10	50
B1-B4	16	30	16	14	47
C1-CU	7	9	6	3	33
D1 –DU	3	5	2	3	60
E1 – E2	-	-	-	-	-
F1 – F2	-	-	-	-	-
Total	**36**	**64**	**34**	**30**	**47**

TABLE 59: FINANCIAL PERFORMANCE 2014/2015: TRANSPORT SERVICES R'000					
Details	2013/2014	2014/2015			
	Actual	Original Budget	Adjustment Budget	Actual	Variances to Budget %
Total Operational Revenue (excl. tarrifs)	**-361**	**-381**	**-394**	**-298**	**-24.37%**
Expenditure:					
Employees	8 062	8 239	9 018	8 665	-3.91%
Repairs and Maintenance	2 071	4 715	4 310	4 134	-4.08%
Other	6 880	1 841	6 467	10 580	63,60%
Total Operational Expenditure	**17 013**	**14 795**	**19 795**	**23 379**	**18,11%**
Net operational (Service) Expenditure	**16 652**	**14 414**	**19 401**	**23 081**	**18,97%**

TABLE 60: CAPITAL EXPENDITURE : TRANSPORTATION SERVICES					
DETAILS	2014 / 2015				
	ORIGINAL 2014 / 2015 BUDGET	ADJUSTED 2014_2015 BUDGET	YTD ACTUAL EXPENDITURE	VARIANCE FROM ADJUSTED BUDGET %	TOTAL PROJECT VALUE
CNL - TRAFFIC CALMING MEASURES	1,500	1,500	1,480	-1%	1,500
CNL - CHOTA MOTALA INTERCHANGE	7,121	7,121	7,121	0%	72,789
MIG - BUS STOP SHELTERS	1,000	998	988	-1%	998
CNL - BROOKSIDE TAXI HOLDING AREA	4,500	4,625	4,625	0%	6,700
CNL - NON-MOTORISED TRANSPORT INFRASTRUCTURE	500	372	372	0%	372
CNL - INSTALLATION OF TRAFFIC SIGNALS	1,000	1,250	1,157	-7%	1,250
CNL - PLANT AND EQUIPMENT	0	54	54	0%	54

COMMENT ON THE PERFORMANCE OF TRANSPORT OVERALL:

The transportation Section continues to address the backlog of the installation of Traffic Calming measures and Traffic signals in order to improve safety in the municipal road network.

In 2014/15, the Transportation Section installed a total of nighty one (128) Speed humps, two(2) traffic signals, 40 bus shelters and marking of 391.7km of roads & replacement 352 traffic signs at various wards within the municipality.

Transportation Planning could not achieve the installation of 4 traffic signals as the fourth traffic signal is in R103 Road/Pope Ellis Road intersection which falls under the jurisdiction of KZN DOT, then KZN DOT did not approve the installation as it does not meet all the warrants for traffic signals but it was recommended due to high volume of heavy vehicles using the intersection.

Brookside Taxi Holding Area is completed but attenuation ponds and electricity connection need to be attended before it can be utilised, additional budget will be requested for mid-year review.

For Non-Motorised Project, the expenditure that was incurred it is for the NMT designs, the tender preparation and construction will still be budgeted for.

1.6. STORM WATER

INTRODUCTION TO STORM WATER

This component of the report falls under the Roads & Transportation (R & T) Sub-unit of Infrastructure Services Business Unit. R & T deals with the following: The Municipality constructed 3.1km of storm water channel in various roads in the Greater Edendale. This was to prevent or minimise flooding of municipal roads. Other new systems are constructed in association with road network upgrade. However, this service is still under funded in terms of new or upgrade and maintenance of existing system.

DRAINAGE STORMWATER

INTRODUCTION TO STORMWATER DRAINAGE

The Municipality constructed 3.3 km of storm water channel in various roads in the Greater Edendale area and Vulindlela for the 2014/15 financial year. This was to prevent or minimise flooding of municipal roads. Other new systems are constructed in association with road network upgrade. However, this service is still under funded in terms of new or upgrade and maintenance of existing system. Preventative Maintenance programme is still in its infancy stage, however this programme has now been upgraded to ensure that funding is available.

TABLE 61: STORMWATER INFRASTRUCTURE
Kilometres

	Total Stormwater measures	New Stormwater measures	Stormwater measures upgraded	Stormwater measures maintained
2012/2013	0	0	0	0
2013/2014	0	13.8	0	51
2014/2015	0	3.3	0	65

TABLE 62: COST OF CONSTRUCTION / MAINTENANCE
R'000

	Stormwater Measures		
	New	Upgraded	Maintained
2012/2013	6 575	0	272 652
2013/2014	1 37 1089.93	0	354 005
2014/2015	2 31 9000.00	0	4 4538 20

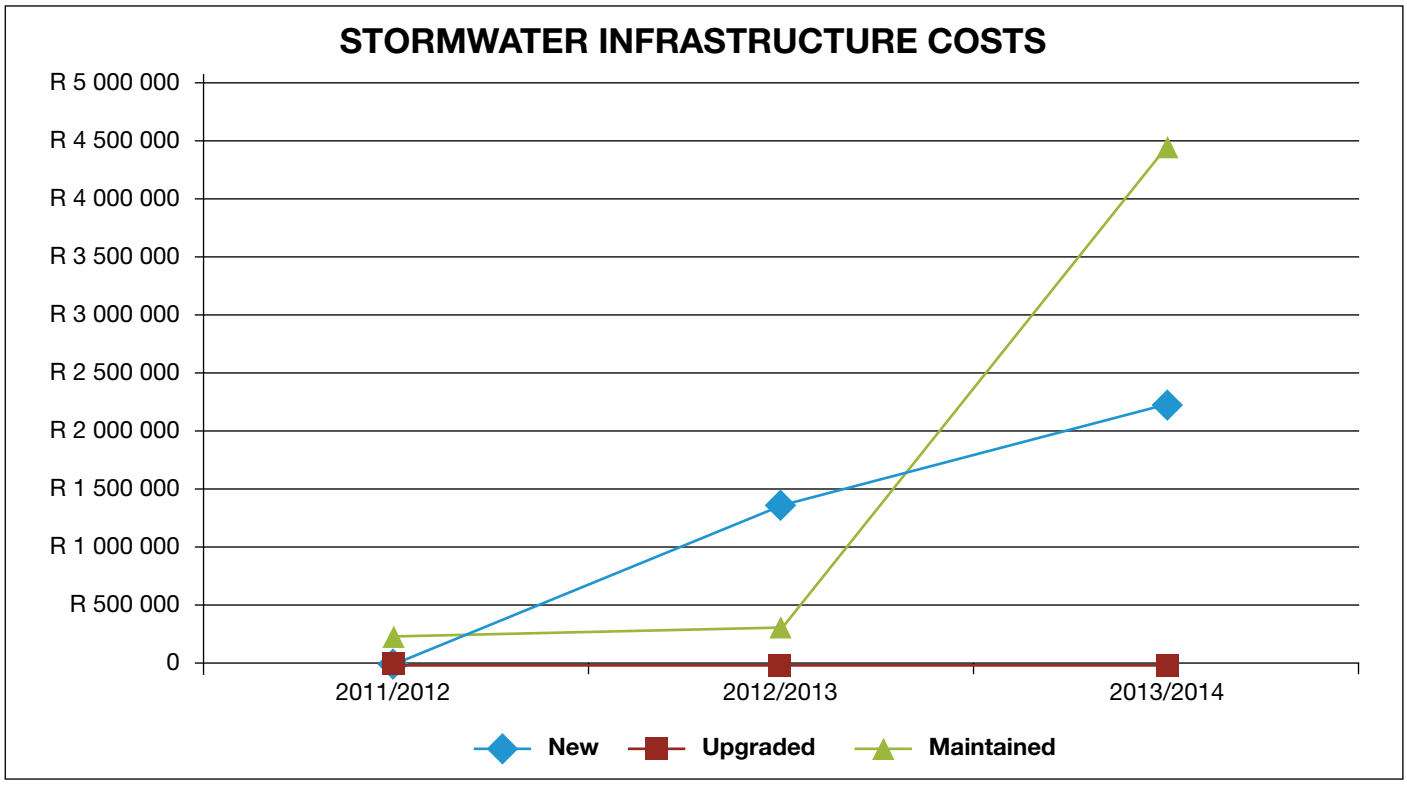

TABLE 63: STORMWATER SERVICE POLICY OBJECTIVES TAKEN FROM IDP

Service Objectives	Outline Service Targets	2013/2014		2014/2015		2015/2016
Service Indicators		Target	Actual	Target	Actual	Target
Stormwater Upgrades	KM of upgraded stormwater	0	13.8	0	3.3	2

TABLE 64: EMPLOYEE: STORMWATER SERVICES					
Job Level	2013/2014	2014/2015			
	Employees No.	Posts No.	Employees No.	Vacancies (fulltime equivalents No.	Vacancies (as a % of total posts) %
A1-A4	74	386	76	310	80
B1-B4	13	53	12	41	77
C1-CU	5	16	5	11	69
D1 –DU	3	6	4	2	33
E1 – E2	-	-	-	-	-
F1 – F2	-	-	-	-	-
Total	**95**	**461**	**97**	**364**	**79**

TABLE 65: FINANCIAL PERFORMANCE 2014/2015: STORMWATER SERVICES R'000					
Details	2013/2014	2014/2015			
	Actual	Original Budget	Adjustment Budget	Actual	Variances to Budget %
Total Operational Revenue (excl. tarrifs)	**0**	**0**	**0**	**0**	**0%**
Expenditure:					
Employees	17 047	18 166	19 080	17 629	-7.60%
Repairs and Maintenance	2 205	11 201	2 535	2 535	0%
Other	15 539	2 420	17 149	24 147	40.81%
Total Operational Expenditure	**34 791**	**31 787**	**38 764**	**44 311**	**14.31%**
Net operational (Service) Expenditure	**34 791**	**31 787**	**38 764**	**44 311**	**14.31%**

TABLE 66: CAPITAL EXPENDITURE - STORMWATER SERVICES					
DETAILS	2014 / 2015				
	ORIGINAL 2014 / 2015 BUDGET	ADJUSTED 2014_2015 BUDGET	YTD ACTUAL EXPENDITURE	VARIANCE FROM ADJUSTED BUDGET %	TOTAL PROJECT VALUE
MIG - ASHDOWN BANK PROTECTION AGAINST COLLAPSING OF ADJACENT HOUSES - P15	800	204	204	0%	204
CNL - UPGRADE SWD SYSTEM in the Imbali Roads - Lower Sinkwazi Rd flooding, etc	300	299	299	0%	299
CNL - UPGRADE SWD SYSTEM in the CBD Roads - Chapel Street floods, etc	350	349	349	0%	6 730
MIG -UPGRADE SWD IN GREATER EDEN-DALE - FLOODING HOUSES IN SIYAMU	300	300	300	0%	1,710

COMMENTS ON THE PERFORMANCE OF STORMWATER DRAINAGE OVERALL:

The department has continued with its programme of upgrading storm water drainage. Only 3.3Km of storm water channels were constructed in the 14/15 financial year. Due to financial constraints, the available funding is not enough to deal with storm water issues. 2014/15 seen the design on new storm water drainage and channelling, however this is currently put on hold to deal with Water Usage License processes that have been introduced by the Department of Water and Sanitation.

1.7. FLEET MANAGEMENT

INTRODUCTION TO FLEET MANAGEMENT

Fleet Management is the sub-unit of Infrastructure Business unit and its core function is to purchase manage, maintain and dispose the Council's fleet and heavy plant. Fleet Management is divided into three sub-sections namely: Fleet Administration, Fleet Maintenance and Fleet Control.

STRATEGIC OBJECTIVES OF THESE SUB-SECTIONS ARE:

Fleet Administration is responsible for budgeting, request to purchase parts and services, vehicle licensing, service plan, certificate of road worthiness, job cards, CAMIS (vehicle history information) and auditing of keys and log books.

Fleet Maintenance is responsible for preventative maintenance, reaction on breakdowns, diagnose and repair defects.

Fleet Control is responsible for Internal and external hiring, contract tenders, purchasing and disposal of vehicles, monitor vehicle tracking system, implementation and compliance of fleet policy and branding of vehicles.

Fleet Strategy - In order for Fleet Management to provide optimal support to various business units, the following strategic objectives were implemented.

Service plan: Due to inadequate service plan, the vehicles and plant were not serviced properly and that was resulting on high maintenance cost and it was against the general fleet management principle that says in order to optimise and provide high level of vehicle availability, proper preventative maintenance plan must be developed. The service plan was introduced and implemented since 1st July 2012. At the beginning of implementation phase, the project was not running well because of non-availability of vehicles and turnaround time for spare parts order numbers. In the financial year 2013/14 the meetings and the awareness sessions of the importance of preventative maintenance were going on with business units and the number of vehicles serviced per month has improved.

Fitment of vehicle monitoring system: This was due to abuse of vehicles and the high amount of fuel usage. The implementation phase was at the beginning of 2012/13 financial year which went a bit slowly because of the resistance from staff. It was supposed to be completed by the end of that financial year but due to challenges of breakdowns and accidents it went over two weeks of the new financial year. The fitment is done as the new vehicles are being purchased. The major achievement is the better control and reduction of overtime and detection of vehicle abuse.

Purchase of new vehicles: Although the funds were not provided for Fleet management to purchase, few vehicles were purchased for Community Services and Finance Business Unit. That was two mobile libraries, two flat trucks, two grab trucks and four LDVs.

Fleet policy: The policy was adopted by the full Council on the 26 September 2012. Implementation started thereof and number of business units were workshoped and the remainder of them were done in 2013/14 financial year. As new staff joining the Municipality the sessions of work shopping and awareness is on-going process. The policy is up for review and that process is in progress.

TABLE 67: FLEET MANAGEMENT POLICY OBJECTIVES TAKEN FROM IDP

Service Objectives	Outline Service Targets	2013/2014		2014/2015		2015/2016
Service indicators		Target	Actual	Target	Actual	Target
Vehicle purchasing	246 vehicles to be purchased by 30-06-2015	146 vehicles	146 vehicles	100 vehicles	0 vehicles	37 vehicles purchased by 30-06-2016
Corporate branding of vehicles	146 vehicles to be branded by 30-06-2015	146 vehicles	86 vehicles	100 vehicles	0 vehicles	97 vehicles branded by 30-06-2016
Preventative maintenance	834 vehicles and plant to be serviced by 30-06-2015	724 vehicles and plant to be serviced by 30-06-2015	Vehicles and plant serviced.	864 vehicle and plant serviced by 30-06-2015	736 vehicles and plant were serviced by 30-06-2015	864 vehicles and plant to be serviced by 30-06-2015

TABLE 68: EMPLOYEE: FLEET MANAGEMENT

Job Level	2013/2014	2014/2015			
	Employees No.	Posts No.	Employees No.	Vacancies (fulltime equivalents No.	Vacancies (as a % of total posts) %
A1-A4	27	60	24	36	60
B1-B4	33	112	34	78	70
C1-CU	21	42	18	24	57
D1 –DU	3	4	3	1	25
E1 – E2	-	-	-	-	-
F1 – F2	-	-	-	-	-
Total	**84**	**218**	**79**	**139**	**64**

TABLE 69: FINANCIAL PERFORMANCE 2014/2015: FLEET MANAGEMENT R'000

Details	2013/2014	2014/2015			
	Actual	Original Budget	Adjustment Budget	Actual	Variances to Budget %
Total Operational Revenue (excl. tarrifs)	**0**	**0**	**0**	**0**	
Expenditure:					
Employees	20 862	21 378	23 504	21 635	-7.95%
Repairs and Maintenance	2 705	5 895	4 821	4 484	-6.99%
Other	12 511	1 555	27 075	16 998	-37.22%
Total Operational Expenditure	**36 078**	**28 828**	**55 400**	**43 117**	**-22.17%**
Net operational (Service) Expenditure	**36 078**	**28 828**	**55 400**	**43 117**	**-22.17%**

TABLE 70: CAPITAL EXPENDITURE : FLEET MANAGEMENT

DETAILS	2014 / 2015				
	ORIGINAL 2014 / 2015 BUDGET	ADJUSTED 2014_2015 BUDGET	YTD ACTUAL EXPENDITURE	VARIANCE FROM ADJUSTED BUDGET %	TOTAL PROJECT VALUE
CNL - FURNITURE AND FITTINGS	0	13	11	-15%	13
CNL - VEHICLES, PLANT & EQUIPMENT	0	8,289	8,216	-1%	8,286

COMMENT ON THE PERFORMANCE OF FLEET MANAGEMENT OVERALL:

The strategic planning for Fleet Management is to replace at least 100 vehicles per annum, but experiencing challenges of capital funds to implement this replacement plan.

1.8. WASTE MANAGEMENT – LANDFILL SITE

INTRODUCTION TO WASTE MANAGEMENT (NEW ENGLAND LANDFILL SITE)

The New England Landfill Site is the largest, permitted Site in the KwaZulu-Natal Midlands and is a regional Site serving the disposal needs of not only Msunduzi but local municipalities within the jurisdiction of the District Municipality. The Site receives approximately 500 tons of waste daily which is spread, compacted and covered. Users of the Site are billed for the waste disposed and statistical data is maintained of the waste disposed in categories for the purposes of future planning and other advanced Waste Management initiatives. The Site is managed to strict compliance with relevant environmental legislation and bi-annual monitoring for gas emissions, groundwater and surface water contamination, and leachate emissions is conducted to ensure that the Site does not pose an environmental threat to the environment

TABLE 71: WASTE DISPOSAL SERVICES STATISTICS

DESCRIPTION	2011/2012	2012/2013	2013/2014	2014/2015
	TONS	TONS	TONS	TONS
Waste Disposal per Category				
Builders Rubble	23 997	24 147	33 939	63 777
Bulk Food Waste	518	315	474	417
Garden Refuse	12 342	15 064	20 399	19 839
General Domestic Waste	28 514	28 629	28 281	33 502
Industrial Waste	41 831	34 368	34 404	35 208
Sawdust	73	53	252	148
Cover Material	40 978	37 089	42 630	46 134
Illegal dumping	4 652	8 528	2 646	3 743
TOTAL	**152 905**	**148 193**	**163 025**	**202 768**

TABLE 72: WASTE DISPOSAL SERVICE POLICY OBJECTIVES TAKEN FROM IDP

Service Objectives	Outline Service Targets	2013/2014		2014/2015		2015/2016
Service indicators		Target	Actual	Target	Actual	Target
Future capacity of existing and ear-marked (approved use and in councils possession) approved waste disposal sites	Amount of spare capacity available in terms of the number of years of capacity available at the current rate of landfill usage	12	6	12	6	12
Portion of waste recycled	Volume of waste recycled as a % of the total volume of waste disposed of at the landfill	40	20	40	25	40
Proportion of waste disposal sites in compliance with Environmental Conservation Act	% of landfill sites that are being managed in compliance with the Environmental Conservation Act	100	85	100	90	100

TABLE 73: EMPLOYEE: LANDFILL SITE - WASTE DISPOSAL SERVICES

Job Level	2013/2014	2014/2015			
	Employees No.	Posts No.	Employees No.	Vacancies (fulltime equivalents No.	Vacancies (as a % of total posts) %
A1-A4	14	14	12	2	14
B1-B4	4	11	7	4	36
C1-CU	1	1	1	-	-
D1 –DU	1	1	1	-	-
E1 – E2	-	-	-	-	-
F1 – F2	-	-	-	-	-
Total	**20**	**27**	**21**	**6**	**22**

TABLE 74: FINANCIAL PERFORMANCE 2014/2015: LANDFILL SITE - WASTE DISPOSAL SERVICES R'000

Details	2013/2014	2014/2015			
	Actual	Original Budget	Adjustment Budget	Actual	Variances to Budget %
Total Operational Revenue (excl. tarrifs)	0	0	0	0	0
Expenditure:					
Employees	4 262	4 585	4 765	4 625	-2.94%
Repairs and Maintenance	687	1 935	3 003	2 807	-6.53%
Other	3 378	4 053	3 481	14 089	304.74%
Total Operational Expenditure	8 327	10 573	11 249	21 521	91.31%
Net operational (Service) Expenditure	8 327	10 573	11 249	21 521	91.31%

TABLE 75: CAPITAL EXPENDITURE : LANDFILL SITE – WASTE DISPOSAL SERVICES					
DETAILS	2014 / 2015				
	ORIGINAL 2014 / 2015 BUDGET	ADJUSTED 2014_2015 BUDGET	YTD ACTUAL EXPENDITURE	VARIANCE FROM ADJUSTED BUDGET %	TOTAL PROJECT VALUE
MIG - LANDFILL UPGRADE	8,163	8,163	8,163	0%	8,163
CNL - COMPUTER	0	11	11	0%	11

COMMENT ON WASTE MANAGEMENT (NEW ENGLAND LANDFILL SITE) OVERALL

The Site has been extensively upgraded in terms of infrastructure in order to increase the lifespan of the Site. This entailed construction of containment berms, clay-capping of the side slopes, perimeter and access road upgrade, ramp access construction in order to gain entry to the workface of the Site and upgrade to the leachate management system. The second phase of the installation of heavy-duty palisade fencing was also completed. The Waste Management Division is embarking upon a waste-to-energy program in conjunction with the Department of Economic Development, Tourism and Environmental Affairs which will achieve our target of recycling at least 50% of the waste to Landfill. This project will also provide sustainable jobs for co-operatives that have been established. In conjunction with this project, a waste recycling collection system will be implemented in order to source separate recyclables. A composting facility features as part of the deliverables. We have embarked on the process of establishing a Gas-To-Energy project on Site. The Department of Energy is currently in the process of evaluating proposals submitted by specialist consultants for the generation of gas to energy with the intention of appointing Independent Power Producers. The project will commence on the appointment of the IPP.

2. COMPONENT B: ECONOMIC DEVELOPMENT

This component includes: Planning, Local Economic Development, Airport, Building Control & Signage, Market and Housing.

2.1. PLANNING

INTRODUCTION TO PLANNING AND DEVELOPMENT

The opportunity of town planning is to be able to work hand in hand with the communities in their attempts to achieve service delivery and make their life successful within their environment. Town planning deals with areas that need intervention by making sure that areas change for the betterment of people who are staying within those areas.

The challenge that is facing town planning is an increase of unauthorised land uses as a result of rigid legislation in terms of enforcing unauthorised land uses and a shortage of human capacity to enforce unauthorised land uses.

INTRODUCTION TO PLANNING

(i) A strategy of town planning for 2014/2015 was to be more pro-active in development by working hand-to-hand with developers who wants to invest in the city.
(ii) A Planning and Development Forum was also formed in house to fast-track applications that have been submitted by means of the Planning and Development Act.
(iii) The Town Planning Scheme has been extended over Sobantu and Greater Edendale Areas.
(iv) During 2014/2015 financial year Town Planning Department will be reviewing the Spatial Development Framework, preparing Local Area Plans for CBD and SEDIS.

TABLE 76: APPLICATIONS FOR LAND USE DEVELOPMENT

Detail	Formalisation of Townships		Rezoning		Built environment	
	2013/2014	2014/2015	2013/2014	2014/2015	2013/2014	2014/2015
Planning application received	Nil	Nil	22	28	11	17
Determination made in year of receipt	Nil	Nil	18	22	8	12
Determination made in following year	Nil	Nil	0	0	0	0
Applications withdrawn	Nil	Nil	0	0	0	0
Applications outstanding at year end	Nil	Nil	4	8	3	0

TABLE 77: PLANNING POLICY OBJECTIVES TAKEN FROM IDP

Service Objectives	Outline Service Targets	2013/2014		2014/2015		2015/2016
Service indicators		Target	Actual	Target	Actual	Target
Determine planning applications within a reasonable timescale	Approval or rejection of all built environment applications within 12 weeks	All applications considered within 60 days	100%	All applications considered within 60 days	100%	All applications considered within 60 days
	Reduction in planning decisions overturned	100%	90%	100%	90%	100%

TABLE 78: EMPLOYEE: PLANNING SERVICES

Job Level	2013/2014	2014/2015			
	Employees No.	Posts No.	Employees No.	Vacancies (fulltime equivalents No.	Vacancies (as a % of total posts) %
A1-A4	-	-	-	-	-
B1-B4	3	3	3	-	-
C1-CU	3	3	3	-	-
D1 –DU	13	13	11	3	38%
E1 – E2	-	-	-	-	-
F1 – F2	-	-	-	-	-
Total	**19**	**19**	**16**	**3**	**16%**

TABLE 79: FINANCIAL PERFORMANCE 2014/2015: PLANNING SERVICES R'000

Details	2013/2014	2014/2015			
	Actual	Original Budget	Adjustment Budget	Actual	Variances to Adjusted Budget %
Total Operational Revenue (excl. tarrifs)	**-214**	**-218**	**-218**	**-237**	**8**
Expenditure:					
Employees	6,138	6,621	7,934	6,148	22.51
Repairs and Maintenance	24	167	7	3	57
Other	49,112	4,094	2,727	5,165	89
Total Operational Expenditure	**55,274**	**10,882**	**10,668**	**11,316**	**6**
Net operational (Service) Expenditure	**55,060**	**10,664**	**10,450**	**11,079**	**6**

TABLE 80: CAPITAL EXPENDITURE: PLANNING SERVICES R'000					
Details	2014/2015				
	Budget	Adjustment Budget	Actual Expenditure	Variances to Adjusted Budget %	Total Project Value
Total All	143	143	129	9	
CNL-PLOTTER	85	85	85	0	
CNL-CAMERA	5	5	3	40	
CNL PROJECTOR	5	5	0	0	
CNL-COMPUTERS	48	48	41	14	

COMMENT ON THE PERFORMANCE OF PHYSICAL PLANNING OVERALL:

With the implementation of the Spatial Planning and Land Use Management Act as from the first of July 2015, there has been a change of deciding on town planning applications as new bodies have to be established to decide on town planning application. The Town Planning Unit has prepared a number of high level documents and these documents are now in the implementation phase.

2.2. LOCAL ECONOMIC DEVELOPMENT

INTRODUCTION TO LOCAL ECONOMIC DEVELOPMENT

The Local Economic Development is a Sub-Unit of Economic Development Business Unit and has four sections, Business Attraction and Retention, Municipal Enterprises in Airport, Forestry and Market, Property Valuation and Real Estate and Tourism.

The focus of the Unit this year was to review the Municipal Wide Local Economic Development Strategy and align it to the broader Municipal Spatial Development Framework and Integrated Development Plan in order to develop a sustainable City. Coupled with this initiative, was the production of the municipal land and the lease audits that have taken stock of various municipal land parcels and leased properties. This will enhance investment attraction and packaging of properties for disposal and industrial development

TABLE 81: ECONOMIC EMPLOYMENT BY SECTOR Jobs			
Sector	2012/2013	2013/2014	2014/15
Agric, forestry and fishing	1,961	2,725	2780
Mining and quarrying	156	215	226
Manufacturing	13,403	14,654	14669
Wholesale and retail trade	10,768	13,399	13520
Finance, property, etc	16,827	16,717	16867
Govt, community and social services	46,407	60,022	60562
Infrastructure services	4,644	3,430	3433
TOTAL:	**94,166**	**111,162**	**112,057**

TABLE 82: ECONOMIC ACTIVITY BY SECTOR R'000			
Sector	2012/2013	2013/2014	2014/15
1. Agriculture	1 183 998	1 266 485	1 013 188
2. Mining	83 607	100 067	105 170
3. Manufacturing	2 591 702	2 608 546	2 592 895
4. Electricity	977 150	1 062 851	1 030 965
5. Construction	805 309	806 278	801 440
6. Trade	4 124 141	4 466 117	6 073 919
7. Transport	3 004 902	3 055 025	3 818 781
8. Finance	4 870 798	5 137 738	5 497 380
9. Community services	9 632 230	10 640 961	10 736 730
TOTAL	**27 273 838**	**29 144 067**	**31 670 497**

COMMENTS ON LOCAL JOB OPPORTUNITIES:

Two of the three major shopping malls that were under construction last year were opened for trading and when completed will generate a combined 2000 direct employment units, other major development are at various stages of development.

The unit in partnership with the Community Business Unit piloted One Ward One Co-op project for waste and environmental management, a total of 14 co-operatives were established with 70 direct jobs.

The unit staged an investment conference that was held over four days incorporating the SMME and Co-op, and Informal Economy sessions in last two days of the conference. The theme was to create awareness to the local and prospective investors of the readiness of the municipality to do business after administration by showcasing what has been achieved and the future plans.

TABLE 83: JOB CREATION THROUGH EPWP* PROJECTS		
Details	EPWP Projects Nº	Jobs created through EPWP Projects Nº
2012/2013	109	1000
2013/2014	53	1035
2014/2015	13	1035
Extended Public Works Programme		

TABLE 84: LOCAL ECONOMIC DEVELOPMENT POLICY OBJECTIVES TAKEN FROM IDP						
Service Objectives	Outline Service Targets	2013/14		2014/2015		2015/2016
Service indicators		Target	Actual	Target	Actual	Target
Reduce unemployment	Job Creation	1000 job opportunities created by 31 July 2013	1250 Jobs created	2000 Jobs	2474 jobs created	2000 jobs
Increase Economic Activity	Review of LED strategy	LED Strategy adopted by SMC by June 2014	Strategy Approved by the SMC IN December 2014	Host an investor Conference by June 2015	Invest Conference held in May 2015	Implement conference resolutions
Increase Economic Activity	Business Retention &Expansion programme implementation	N/A	N/A	Development of the incentive policy for the municipality	Draft Incentive policy developed	Incentive Policy adopted
Strengthen LED Capacity	Informal economy database	N/A	N/A	Develop an informal economy strategy	Informal Economy strategy approved by council	N/A
Employment Creation	N/A	Tourism Master Plan Developed and submitted to SMC by the 31 of May 2014	Tourism Master Plan Developed and submitted to SMC by the 31 of May 2014	Establishment of a tourism forum	Tourism Forum established	Establishment of an events bureau
Local Economic Development	Job Creation	Market facilities upgraded as per approved plan	75% of Market upgrade completed	Market facilities upgraded as per approved plan	100% Market upgrade	N/A
Local Economic Development	Job Creation	Informal Economy strategy Developed and submitted to SMC by 31 May 2014	Informal Economy Strategy developed and submitted to SMC by 31 May 2014	N/A	N/A	Development of off streets market concept
Local Economic Development	Land Audit	Land Audit completed and submitted to SMC by 3rd March 2014	Land Audit not completed and submitted to SMC by 3rd March 2014	Completed Land and Lease Audits	Land and lease audits completed	Establish Land Release Office
Local Economic Development	General Valuation Roll	General valuation roll GV submitted to SMC by 31 January 2014	GV presented to Municipality on the 21 March 2014	Appointment of the appeals tribunal	Appeals tribunal for the district municipality appointed and appeals heard	Compile supplementary valuation roll
Local Economic Development	Establishment of entities	Establishment of Municipal entities by the 30th of June 2014	Business cases had been completed and legislative process have commenced	Complete the Entities registration requirements	All processes as required by the ACT in Entity Registration were completed including the board appointments for forestry and tourism	Date when; 1. Board was appointed 2. CEO was appointed 3. when the entity is registered

TABLE 85: EMPLOYEE: LOCAL ECONOMIC DEVELOPMENT					
Job Level	2013/2014	2014/2015			
	Employees No.	Posts No.	Employees No.	Vacancies (fulltime equivalents No.	Vacancies (as a % of total posts) %
A1-A4	1	1	1	-	-
B1-B4	2	2	1	1	50%
C1-CU	6	6	4	2	33%
D1 –DU	2	2	1	1	50%
E1 – E2	3	3	2	1	33%
F1 – F2	-	-	-	-	-
Total	**14**	**14**	**0**	**5**	**35%**

TABLE 86: FINANCIAL PERFORMANCE 2014/2015: LOCAL ECONOMIC DEVELOPMENT SERVICES R'000					
Details	2013/2014	2014/2015			
	Actual	Original Budget	Adjustment Budget	Actual	Variances to Adjusted Budget %
Total Operational Revenue (excl. tarrifs)	**0**	**-11,917**	**-14,044**	**-22,322**	**59%**
Expenditure:					
Employees	5,178	4,654	4,654	5,903	27%
Repairs and Maintenance	0	0	0	0	0%
Other	6,614	16,729	19,824	-4,182	121%
Total Operational Expenditure	**12,332**	**19,911**	**22,343**	**9,063**	**59%**
Net operational (Service) Expenditure	**12,332**	**-7,940**	**-8,299**	**13,259**	**26%**

TABLE 87: CAPITAL EXPENDITURE: LOCAL ECONOMIC DEVELOPMENT SERVICES R'000					
Details	2014/2015				
	Budget	Adjustment Budget	Actual Expenditure	Variances to Adjusted Budget %	Total Project Value
Total All	10,350	26,613	20,202	24	
NDPG-THWALA RD	10,350	26,600	20,195	-24	
CNL-JIKA JOE ELECTRIFICATION	0	4	4	0	
NDPG-RENOVATION PUBLTY HSE	0	1	1	0	
CNL-TOURISM HUB	0	1	1	0	
CNL-COMPUTERS	0	5	1	-80	

COMMENT ON LOCAL ECONOMIC DEVELOPMENT PERFORMANCE OVERALL:

The key focuses of the unit this year was to review and develop various sector strategies and align these to the broader Municipal Spatial Development Framework and Integrated Development Plan in order develop a sustainable city. Coupled with this initiative was the production of the municipal land audit that has taken stock of various land parcels with appropriate development attributes. This will assist in leveraging investment and channeling resources where they will be best utilized.

2.3. AIRPORT

INTRODUCTION TO AIRPORT SERVICES

The improvements to the terminal building and apron have significantly improved the efficiency of the airport, which is reflected in the steadily increasing passenger numbers and landings at the airport.

The airport master plan was reviewed and approved by the council. The master plan will guide future developments at the airport. As part of the master plan a concept plan for the technology hub is being completed, and an EIA is underway for the development of vacant airport land in terms of Phase 1 of the master plan. An airport precinct plan is also being developed which will guide development in the area around the airport.

Grant funding has been secured for the infrastructure costs to lay out the technology hub. Letters of intent have been received from serious investors who wish to secure sites in the hub to establish an aviation academy, and an aviation cluster for research and development. The designs for the hub are at an advanced stage.

The council agreed to investigate the different management options for the airport to ensure sustainability in the long term. The study recommended that the best option would be a municipal entity. The process for the establishment of the entity is underway in terms of the relevant legislation. All relevant documentation has been completed, with a response from the unions still outstanding. The entity will manage the airport and the development in the airport precinct.

TABLE 88: AIRPORT SERVICES POLICY OBJECTIVES TAKEN FROM IDP						
Service Objectives	Outline Service Targets	2013/2014		2014/2015		2015/16
Service Indicators		Target	Actual	Target	Actual	Target
Airport Development	Develop an Airport Master Plan	Completed airport master plan and submitted to SMC by 31 March 2013	Completed airport master plan and submitted to SMC by 31 March 2013	Review Airport Master Plan	Master Plan to be completed in August 2014	Development of the Airport precinct plan

TABLE 88: AIRPORT SERVICES POLICY OBJECTIVES TAKEN FROM IDP						
Service Objectives	Outline Service Targets	2013/2014		2014/2015		2015/16
Service Indicators		Target	Actual	Target	Actual	Target
Airport Development	N/A	N/A	N/A	Establishment of Airport Municipal entity by 30th of June 2014	Business case has been completed and legislative process have commenced	Registration of Airport entity

TABLE 89: EMPLOYEE: AIRPORT SERVICES					
Job Level	2013/2014	2014/2015			
	Employees No.	Posts No.	Employees No.	Vacancies (fulltime equivalents No.	Vacancies (as a % of total posts) %
EMPLOYEE: AIRPORT SERVICES					
A1-A4	1	1	1	-	-
B1-B4	-	4	-	4	100%
C1-CU	1	3	1	2	66%
D1 –DU	-	1	-	1	-
E1 – E2	-	-	-	-	-
F1 – F2	-	-	-	-	-
Total	**2**	**9**	**2**	**7**	**77%**

TABLE 90: FINANCIAL PERFORMANCE 2014/2015: AIRPORT SERVICES R'000					
Details	2013/2014	2014/2015			
	Actual	Original Budget	Adjustment Budget	Actual	Variances to Adjusted Budget %
Total Operational Revenue (excl. tarrifs)	**-7,390**	**-5,464**	**-9,864**	**-7,625**	**2,269**
Expenditure:					
Employees	410	284	284	414	46
Repairs and Maintenance	400	726	823	544	-34
Other	14,169	14,919	14,409	17,317	20
Total Operational Expenditure	**14,979**	**15,929**	**15,516**	**18,275**	**18**
Net operational (Service) Expenditure	**7,589**	**10,465**	**5,652**	**10,650**	**88**

TABLE 91: CAPITAL EXPENDITURE: AIRPORT SERVICES R'000					
Details	2014/2015				
	Budget	Adjustment Budget	Actual Expenditure	Variances to Adjusted Budget %	Total Project Value
Total All	900	900	606	-32	
CNL-RUNWAY & TAXI LIGHTS	210	210	184	-12	
CNL-BUILDINGS	100	100	0	0	
CNL-CCTV CAMERAS	400	400	321	-20	
CNL-SECURITY ALARM	70	70	0	0	
CNL-PERIMETER FENCING	120	120	101	-15	

COMMENT ON THE PERFORMANCE OF AIRPORT SERVICES OVERALL:

The increasing passenger numbers and landings have improved the airport revenue, and all office space and hangars are fully let. The demand for more hangar space is being addressed. Issues raised by the SACAA are currently being attended to. It is expected that the development in terms of the master plan will commence as soon as the EIA is approved by EDTEA in the new-year. This will greatly enhance the sustainability of the airport.

2.4. BUILDING CONTROL & SIGNAGE

INTRODUCTION TO BUILDING CONTROL & SIGNAGE

The Building Control and Signage Section controls building construction and outdoor advertising signage in the city. This is done through compliance with the National Building Regulations and Building Standards Act, 1977, the SANS 10400, and the Msunduzi Municipality Advertising Signs Bylaws. This section has seen several changes over the year:

1. On the Building Control side the staff complement was reduced during the year due to resignation of one of the Building Inspectors, and the passing away of the Law Enforcement Officer. These posts have not yet been filled. During the year a vacant Senior Building Inspector post was advertised but not yet filled.

2. During the year the Plan Approval Systems have been further improved:
- Plan Approval Management software has been operating well and reducing approval times.
- The Plan Approval Committee has continued to ensure delays are minimised and to address the risk of possible fraud and corruption in the plan approval process.
- The scanning and digitising of all Building Plan files and documents, and the creation of a legitimate Archival System has continued, and is to be completed during next financial year

3. On the Outdoor Advertising side there has been limited success – there have been no internal appointments made to the posts of Signage Officer or Signs Inspectors, however three inspectors seconded by Tutucomms (the appointed company to manage outdoor advertising signage in the city) have provided some support.

4. Other initiatives which have contributed to the control of signage and promise substantial revenue for the City are:

- The renewal contract for illuminated street-name pole advertising (Ad-Lites) was concluded, realising a substantial once-off payment to the Municipality covering a three year term.
- The renewal of Billboard contracts for all Billboards in the City is in the process of being finalised.
- The appointment of Co-operatives to address illegal advertising and clean up the City has been a challenge and is being reviewed.

TABLE 92: BUILDING CONTROL & SIGNAGE POLICY OBJECTIVES TAKEN FROM IDP

Service Objectives	Outline Service Targets	2013/2014		2014/2015		2015/2016
Service indicators		Target	Actual	Target	Actual	Target
100% compliance with legal requirements for approval of building plans by implementation of new plan approval and archival system	Installation of new digital Plan Approval System	Implementation of new Plan Approval System by 31 Dec 2013	System installed on 23 December 2013.	N/A	N/A	To enhance system capabilities for better service.
100% compliance with legal requirements for approval of building plans by implementation of new plan approval and archival system	Establish Archival System for all Building Plans	Scanning of plans and documents 60% completed by 30 June 2014.	53 855 Building Plan files (1 086 835 Documents) scanned (71%)	Finalize scanning of documents (+- 45,000 files)	Only 37,752 files scanned. New Service Provider recruited.	Scanning of remaining +/- 27,000 files.
Enforcement of Building Works in the City	Building Contravention Inspections conducted of Illegal Building Works	N/A	N/A	Total of 500 building inspections conducted of illegal building works	Total of 540 building inspections conducted of illegal building works	Total of 540 building inspections conducted of illegal building works

TABLE 93: BUILDING CONTROL INFORMATION -REPORT TO STATISTICS SOUTH AFRICA - NO OF UNITS

APPROVED BUILDING PLAN INFORMATION FOR THE MSUNDUZI MUNICIPALITY FOR THE PERIOD 1 JULY 2014 TO 30 JUNE 2015

NO.	1			3			2	4			5			6		
MONTH	Residential Dwelling Houses Passed			Other Residential- Flats, Hotels, Etc			RDP Passed	Non Residential- Private Sector			Non Residential- Public Sector			Alteration & Additions- All Buildings		
	No.	Area	Cost	No.	Area	Cost	RDP Passed	No.	Area	Cost	No.	Area	Cost	No.	Area	Cost
JULY	21	4190	R 33 735 070,00	0	0	R 0,00	2	5	16615	R 140 017 045,00	0	0	R 0,00	62	7672	R 41 376 277,00
AUGUST	10	2406	R 13 841 495,00	40	4047	R 20 235 500,00	0	0	0	R 0,00	0	0	R 0,00	30	4498	R 21 525 926,00
SEPTEMBER	9	1598	R 9 440 165,00	30	3956	R 25 714 455,00	0	1	512	R 5 124 600,00	0	0	R 0,00	30	2675	R 14 791 715,00
OCTOBER	13	3006	R 17 736 000,00	0	0	R 0,00		0	0	R 0,00	0	0	R 0,00	24	1941	R 10 155 909,00
NOVEMBER	9	1819	R 8 157 965,00	0	0	R 0,00	0	0	0	R 0,00	0	0	R 0,00	39	2929	R 10 683 805,00
DECEMBER	7	1590	R 7 496 910,00	12	1670	R 6 838 560,00	0	1	2424	R 12 122 050,00	0	0	R 0,00	41	10620	R 39 363 769,00
JANUARY	11	2018	R 8 957 145,00	15	1306	R 5 878 845,00	0	1	312	R 1 248 000,00	0	0	R 0,00	31	3521	R 15 282 500,00
FEBRUARY	13	3325	R 15 138 700,00	0	0	R 0,00	0	1	684	R 3 420 700,00	0	0	R 0,00	61	3785	R 15 247 772,00
MARCH	14	4013	R 20 519 225,00	0	0	R 0,00	0	0	0	R 0,00	0	0	R 0,00	42	14430	R 57 624 675,00
APRIL	9	1684	R 8 353 545,00	18	2139	R 9 627 300,00	0	1	13112	R 220 000 000,00	0	0	R 0,00	37	7722	R 26 411 842,00
MAY	22	3484	R 18 142 595,00	12	1863	R 10 000 000,00	0	0	0	R 0,00	0	0	R 0,00	48	6993	R 28 440 145,00
JUNE	21	3594	R 18 387 845,00	15	1209	R 5 440 500,00	0	0	0	R 0,00	0	0	R 0,00	58	6801	R 23 993 732,00
TOTAL	**159**	**32727**	**R 179 906 660,00**	**142**	**16190**	**R 83 735 160,00**	**2**	**10**	**33659**	**R 381 932 395,00**	**0**	**0**	**R 0,00**	**503**	**73587**	**R 304 898 067,00**

TABLE 94: EMPLOYEE: BUILDING CONTROL & SIGNAGE					
Job Level	2013/2014	2014/2015			
	Employees No.	Posts No.	Employees No.	Vacancies (fulltime equivalents No.	Vacancies (as a % of total posts) %
A1-A4	-	-	-	-	-
B1-B4	6	8	8	-	-
C1-CU	8	10	6	4	40%
D1 –DU	2	5	3	2	40%
E1 – E2	-	-	-	-	-
F1 – F2	-	-	-	-	-
Total	**16**	**21**	**17**	**6**	**28%**

TABLE 95: FINANCIAL PERFORMANCE 2014/2015: BUILDING CONTROL & SIGNAGE R'000					
Details	2013/2014	2014/2015			
	Actual	Original Budget	Adjustment Budget	Actual	Variances to Adjusted Budget %
Total Operational Revenue (excl. tarrifs)	**-2,384**	**-2,375**	**-2,375**	**-2,775**	**-17%**
Expenditure:					
Employees	7,820	7,102	7,533	10,179	35%
Repairs and Maintenance	0	155	55	54	-2%
Other	3,433	2,412	2,454	3,305	35%
Total Operational Expenditure	**11,253**	**9,669**	**10,042**	**13,538**	**35%**
Net operational (Service) Expenditure	**8,869**	**7,294**	**7,667**	**10,763**	**40%**

TABLE 96: CAPITAL EXPENDITURE: BUILDING CONTROL & SIGNAGE R'000					
Details	2014/2015				
	Budget	Adjustment Budget	Actual Expenditure	Variances to Adjusted Budget %	Total Project Value
Total All	0	156	125	-19%	
CNL-COMPUTERS	0	98	89	-9%	
CNL-DUAL SCREEN COMPUTER	0	44	22	-50%	
CNL-FURNITURE	0	14	14	0%	

COMMENT ON THE PERFORMANCE OF BUILDING CONTROL & SIGNAGE OVERALL:

The Building Control and Signage section started off well during the first half of the 2014/15 financial year due to the additional staff members recruited during 2013/14. However production started lagging during the second half due to the resignation, death and non-filling of vacant posts. This situation is due to be improved when the newly approved organisational structure is implemented, especially with appointment of an additional Plan Examiner or two. These posts are critical to improving the service of approval of building plans. The new Plan Approval System requires some enhancements to improve the quality and quantity of Building Plans approved and the service delivered. The Archival System is slightly behind target but will improve due to the imminent appointment of the new service provider. The quality of scanned documents continues to exceed initial expectations. The Outdoor Advertising function is still experiencing challenges due to shortage of experienced management and operational staff, but strategies for better control of legal advertising and eradication of illegal advertising are being developed and promise to deliver more control, a cleaner city, and increased revenue to the council during the 2015/16 financial year.

2.5. MARKET

INTRODUCTION TO MARKET SERVICES

The Pietermaritzburg Fresh Produce Market operates through a system of market agencies, market agents acting as the link between sellers and buyers. The main products traded are potatoes, onions, tomatoes, vegetables, bananas and fruit. The crucial variable determining the economic viability of the market is the volume of business, or the tonnage throughput. The market has made a remarkable performance, the turnover increased by 9% in the financial year 2014/15 and we have move from position 8 to 4 out of 18 national markets listing. This can be attributed to the tight financial control system and the market upgrade

The main project at the market for the years 2014 to 2015 has been the implementation of an infrastructure upgrade funded by the Provincial Department of Cooperative Governance and Traditional Affairs (COGTA). This two year project was allocated R15m overall R7.5m for 2012/13 and R7.5m for 2013/14 respectively. New cold rooms were installed, the internal and parameter fencing erected, new waste recycling centre built and new entrance structure.

The market has embarked on the programme to explore the use of renewable energy by converting vegetable waste to energy and organic fertilisers, solar power and water harvesting to mitigate against the rising costs of conventional methods and enhance the market sustainability.

TABLE 97: MARKET SERVICES POLICY OBJECTIVES TAKEN FROM IDP						
Service Objectives	Outline Service Targets	2013/2014		2014/2015		2015/2016
Service indicators		Target	Actual	Target	Actual	Target
Market Upgrade	Market Facilities upgrade as per approved plan by the 31st of April 2014	Market Facilities upgraded as per approved plan by the 31st of April 2014	80% Upgraded Market	Market Facilities 100% Upgraded By 31st December 2014	The market was 100% percent upgraded in 2014/15 financial year	Develop a new pallet park

TABLE 97: MARKET SERVICES POLICY OBJECTIVES TAKEN FROM IDP						
Service Objectives	Outline Service Targets	2013/2014		2014/2015		2015/2016
Service indicators		Target	Actual	Target	Actual	Target
Registration of the Market Entity	Registration of the Entity by 31 December 2014	Business Case Developed	Consultation Process	Registration of the market entity	Business case completed projected cash flows, draft letters to treasuries and CoGTA. presentation unions	Fully functional Market Entity with Board of Directors and CEO.

TABLE 98: EMPLOYEE: MARKET SERVICES					
Job Level	2013/2014	2014/2015			
	Employees No.	Posts No.	Employees No.	Vacancies (fulltime equivalents No.	Vacancies (as a % of total posts) %
A1-A4	12	19	11	8	42%
B1-B4	16	28	18	10	35%
C1-CU	4	8	4	4	50%
D1 –DU	0	1	-	1	100%
E1 – E2	1	1	1	-	-
F1 – F2	-	-	-	-	-
Total	**33**	**57**	**34**	**23**	**40%**

TABLE 99: FINANCIAL PERFORMANCE 2014/2015: MARKET SERVICES R'000					
Details	2013/2014	2014/2015			
	Actual	Original Budget	Adjustment Budget	Actual	Variances to Adjusted Budget %
Total Operational Revenue (excl. tarrifs)	**-21,517**	**-19,741**	**-25,934**	**-26,673**	**3**
Expenditure:					
Employees	7,301	8,805	8,805	8,104	-8
Repairs and Maintenance	839	1,214	1,068	969	-9
Other	26,139	2,418	9,445	27,005	186
Total Operational Expenditure	**34,279**	**12,437**	**19,318**	**36,078**	**87**
Net operational (Service) Expenditure	**12,762**	**7,304**	**9,405**	**9,405**	**42**

Note: Other in the above table refers to general expenses and departmental charges.

TABLE 100: CAPITAL EXPENDITURE: MARKET SERVICES R'000					
Details	2014/2015				
	Budget	Adjustment Budget	Actual Expenditure	Variances to Adjusted Budget %	Total Project Value
Total All	5,545	5,971	5,704	4.47	
COGTA-MARKET UPGRADE	5,545	5,545	5,278	4	
COGTA-MARKET BUILDING	0	426	426	0	

COMMENT ON THE PERFORMANCE OF MARKET SERVICES OVERALL:

The budget that was allocated for the market upgrade has been fully expended; and all major capital projects like the cold rooms, the waste recycling centre, the parameter and internal fencing and the entrance structure.

2.6. HUMAN SETTLEMENTS

INTRODUCTION TO HUMAN SETTLEMENTS

The Housing Sector Plan sets out housing delivery goals and targets for the municipality and provides and approach to housing delivery and spatial transformation. The Housing Sector Plan is reviewed annually together with the Integrated Development Plan of the Municipality. Msunduzi Municipality developed its first Housing Sector Plan in 2011. The Human Settlements Sub-Unit reviewed its 2011 Housing Sector Plan during the 2014/15 financial year.

Like other secondary cities in South Africa, the Municipal spatial character depicts the legacy of apartheid planning and high levels of urbanisation. There are currently seventy identified informal settlements located in different parts of the city with limited basic services.

SOME FOR THE KEY OBJECTIVES OF THE HOUSING SECTOR PLAN IS TO:

- Upgrade the existing well located informal settlements to improve land tenure and access to basic services
- Accelerate and consolidate human settlements development in line with the National Policy directives and the IDP of the Municipality
- Contribute towards spatial transformation and creation of an efficient settlements and spatial pattern.

The Municipality is currently acting as a developer and has delivered several housing projects through funding from the Department of Human Settlements. Since 2004, the Municipality has delivered approximately 11000 housing units with access to basic services (water, electricity, roads, storm water, etc.).

During the year 2014/2015 the Municipality managed to acquire large tracts of vacant and informally settled land for future housing and upgrading of existing informal settlement.

The Human Settlements Sub Unit is made up of four (4) Sections with each focusing on key programmes of human settlements:

- **INFORMAL SETTLEMENT**

This section facilitates the National Upgrading Support Programme which seeks to identify and incrementally upgrade informal settlements. The programme involves the identification, categorisation and prioritisation of informal settlements for upgrading initiatives. With the assistance of the National Department of Human Settlements, a service provider was appointed to produce informal settlement upgrading strategy as a first phase of the programme. Through this project, a total of seventy informal settlements were identified, categorised and prioritised. A service provider has already been appointed for the second phase which involves detailed desktop investigations to determine which of the 24 prioritised informal settlements can be upgraded or require relocation and produce Settlement Plans.

One of the main challenges the Section is facing in dealing with Informal Settlement is massive land invasions and mushrooming of more informal settlements. The Municipality is having a challenge in fighting this phenomenon. What is even more challenging about land invasions is that in some cases they are targeting land that has already been identified for human settlements.

- **PROJECT PLANNING**

This Section identifies and facilitates the acquisition of well-located land to implement the relevant national housing subsidy programmes. Ensure the alignment between the Human Settlements Sector Plan, Spatial Development Framework Plan and Infrastructure Development Sector Plan. Prepare and package human settlements projects business plans to secure funding from relevant sources. Develop strategic policies to enhance the development of integrated human settlement within the Municipal area.

There are currently twelve housing projects that are in various phases of the planning stage. These projects are expected to deliver a combined yield of 13 500 units in different financial years.

During the 2014/2015 financial year, the Municipality acquired several large parcels of private land for human settlements development. The land acquisition programme has resulted in eight new housing projects. The projects in the planning stage include informal settlement upgrading (project-linked subsidy), social/rental housing and gap market.

- **PROJECT IMPLEMENTATION**

This Section is responsible for the provision of infrastructural services that are in-line with the municipal acceptable standards and top structures that comply with the National Housing Code, National Building Regulations, the NHBRC standards as well as Municipal requirements. Facilitate the process of acquiring MIG funding to ensure that services delivered are in-line with the municipal acceptable standards. Ensure that quality control is maintained during the construction of both infrastructure services and top structures.

There are currently nine housing projects that are in various phases of the implementation stage. These projects are expected to deliver a combined yield of 27 457 units in different financial years which is inclusive of Operation Sukuma Sakhe (OSS) intervention. During the 2014/15 financial year the municipality was able to deliver 3 206 units to low income qualifying beneficiaries of the Msunduzi Municipality.

One of the challenges the municipality has experienced over the years is the poor workmanship on houses that were delivered from 1994 – 2002. The Municipality is currently undertaking rectification programmes which include the rectification of 2086 Wire-walled houses and other 585 units. The Municipality has also experienced a challenge whereby most of projects that were undertaken post 1994 were never completed and closed out, about 11 000 units have never been transferred to the beneficiaries. In rectifying this situation the Municipality is in a process of appointing a Service Provider who will deal with the beneficiary verification, issuing of title deeds and closeout of these projects.

- **HOUSING ADMINISTRATION**

The Section administers all property management activities for Council's Housing Rental Stock, Odd and freestanding properties. The Municipality currently owns 248 rental flats and 40 state funded properties and 58 odd / freestanding properties (houses) that are being leased out to tenants. The unit is also in the process of disposing of the approximately +- 800 ex-state owned pre-1994 properties within the Edendale area by application of the Extended Enhanced Discount Benefit Scheme (EEDBS). The section furthermore supports the National mandate of capturing the need for housing on the National Housing Needs Register (NHNR), a web based program housed at a National level.

Some of the major challenges that the section currently faces under the administration of the Housing Rental stock, has been a long history of poor payment of rentals and services, the lack of information on the status of the current tenants occupying the units as there has been many cases of sub-letting by previous tenants, deceased tenants (lease holder) which have passed away, leaving family members who can't afford the rentals etc but are still on the billing system. The other challenges is lack of qualified data that both Housing Administration and Finance work from in terms of rental collection and also the systems being used by the sections to perform property management activities. There has also been minimal maintenance of the rental stock due to lack of funding resulting from non-payment of rentals.

One of the successes has been the completion of tenant audit and verification for all Council Housing rental stock and Odd / freestanding properties. This process has assisted in addressing the current challenges within all the tenancy discrepancies. The other achievement has been the formulating and approving of a turnaround strategy and action plans to arrest the escalating arrears within all rental housing stock. The debt has been further categorised into status of tenants and e.g. Deceased tenants, unemployed tenants, etc. Reports have been submitted to Council recommending the various action plans which included debt write-off and those tenancies that could face eviction. The other achievement has been a committee that has been formed between Housing Administration and Finance to deal with all the issues that are cross-cutting. A new system (software) for the waiting list of potential tenants was also put in place with necessary security features to safeguard against corruption. The matter of maintenance although plagued by challenges, progress has been noted by formulating and approving a turnaround strategy, to achieve a 7 day turnaround time to addressing all maintenance queries. The Section is also in the process of appointing a Service provider who will assess the condition of all the rental stock and compile a 1 year and 5 year maintenance plan. The section is also in the process of appointing a service provider to conduct a valuation of all rental stock to determine market related values. This will help in assessing of whether the rental stock is financially viable for Council.

In regards to the application of the EEDBS, the section is currently appointing a conveyance attorney to handle all the transfers. A report has also been submitted to Council to address all blockages and so that approval can be granted for a smoother application of the EEDBS. The National Housing Needs Register (NHNR) has now been fast tracked by PDoHS by the appointment of service providers to conduct the survey and the section in supporting the process by providing the necessary staff to be trained on the application and capturing on the NHNR.

TABLE 101: PERCENTAGE OF HOUSEHOLDS WITH ACCESS TO BASIC HOUSING			
Year End	Total Households (incl. formal and informal Settlements)	Houses in formal settlements	Percentage of HHs in formal settlements
2011/2012	137963	107013	77.5%
2012/2013	*163993	120862	73,7%
2013/2014	*163993	120862	73,7%
2014/2015	*163993	120862	73,7%
* Census 2011 data			

TABLE 102: HUMAN SETTLEMENTS SERVICE POLICY OBJECTIVES TAKEN FROM IDP						
Service Objectives	Outline Service Targets	2013/2014		2014/2015		2015/2016
Service Indicators		Target	Actual	Target	Actual	Target
NUSP	Informal Settlements assessed and strategic plans produced (NUSP) by March 2014	Informal Settlements assessed and strategic plans produced (NUSP) by March 2014	Assessment completed and reported to Council in May 2014.	Appointment of a Service Provider for Phase 2 of NUSP through the National Department of Human Settlements	Service Provider appointed through National Department of Human Settlements	Complete Settlement Upgrading Plans for 24 Priority settlements
Jika Joe Emergency Housing	Complete 350 temporary housing units	Complete 350 temporary housing units	0 units built. Slabs and services completed.	Complete 350 temporary housing units	271 temporary housing units completed	Complete 79 temporary housing Units
Development of the Informal Settlements Management & Control Plan/ Strategy	This is a strategy to assist with the Management and control of informal settlements with in the Municipality	N/A	N/A	Development & Submission of the Informal Settlements Management & Control Plan/ Strategy to the Strategic Management Committee by the 31st of March 2015	The Informal Settlement Management and Control Strategy was completed and submitted to SMC for the last sitting of the month of January	N/A
Review of the Housing Sector Plan	The housing Sector plan is a strategic document that outlines the targets and achievements and strategies for service delivery.	N/A	N/A	Review of the Housing Sector Plan developed and submitted to the SMC by the 31st of January 2015	Housing Sector Plan developed and submitted to SMC in February 2015	N/A
Day to day Maintenance queries	Day to day Maintenance queries for rental stock	N/A	N/A	7 day turnaround time taken to resolve all maintenance queries of up to date tenants by the 30th of June 2015	A Council resolution was approved on the 16 February 2015 to help achieve a 7 day turnaround maintenance program	Appointment of an Annual Contractor to conduct all General Building Maintenance.
Tenant Audit and Debt Recovery	Tenant Audit and debt recovery plan for Council Rental Stock	N/A	N/A	Comprehensive tenant audit inclusive of debt recovery plan completed and submitted to SMC by the 30th of June 2015	Tenant Audit and verification 99% completed. Finance to conclude the trans Union Check of all tenants. Turnaround strategy & Debt recovery Plan has been approved by Council- Report date 23 February 2015	Implementation of the Action Plans addressing escalating arrears.
Municipal Housing Rental Stock : Maintenance	Develop a 1 and 5 year Maintenance Plan	N/A	N/A	N/A	N/A	A 1 & 5 year Maintenance Plan with costing developed and submitted to SMC by 31 December 2015.
Municipal Housing Rental Stock valuations	Valuation of all the Housing Rental stock to determine Market related Rental	N/A	N/A	N/A	N/A	Develop and submit a report on the valuation of all Housing Rental Stock to determine Market related Values by 31 December 2015

TABLE 103: EMPLOYEE: HUMAN SETTLEMENTS					
Job Level	2013/2014	2014/2015			
	Employees No.	Posts No.	Employees No.	Vacancies (fulltime equivalents No.	Vacancies (as a % of total posts) %
A1-A4	4	14	4	10	71%
B1-B4	13	23	8	15	65%
C1-CU	11	19	9	10	52%
D1 –DU	5	8	5	3	37%

TABLE 103: EMPLOYEE: HUMAN SETTLEMENTS					
Job Level	2013/2014	2014/2015			
	Employees No.	Posts No.	Employees No.	Vacancies (fulltime equivalents No.	Vacancies (as a % of total posts) %
E1 – E2		1	1	1	0%
F1 – F2		0	-	-	-
Total	**33**	**64**	**26**	**38**	**59%**

TABLE 104: FINANCIAL PERFORMANCE 2014/2015: HUMAN SETTLEMENTS R'000					
Details	2013/2014	2014/2015			
	Actual	Original Budget	Adjustment Budget	Actual	Variances to Adjusted Budget %
Total Operational Revenue (excl. tarrifs)	**-5,711**	**-6,055**	**-12,111**	**14,077**	**16**
Expenditure:					
Employees	8,891	10,116	10,116	10,406	-2.86
Repairs and Maintenance	135	530	8,708	4,522	-4.8
Other	23,051	4,458	16,578	33,836	1.04
Total Operational Expenditure	**32,167**	**15,104**	**35,402**	**48,764**	**37**
Net operational (Service) Expenditure	**26,456**	**9,049**	**23,291**	**34,687**	**48**

TABLE 105: CAPITAL EXPENDITURE: HUMAN SETTLEMENTS R'000					
Details	2014/2015				
	Budget	Adjustment Budget	Actual Expenditure	Variances to Adjusted Budget %	Total Project Value
Total All	0	2,199	2,189	.45	
CNL-GALLWEY HSE RENOVATIONS	0	2,198	2,188	.45	
DOHS-JIKA JOE WENDY HOUSE	0	.7	.7	0	
DOHS-JIKA JOE SANITATION	0	.3	.3	0	

COMMENT ON THE PERFORMANCE OF HUMAN SETTLEMENTS OVERALL:

STATUS OF HUMAN SETTLEMENTS PROJECTS

According to the study that was conducted by Kayamandi in 2013, there 70 informal settlements in Msunduzi Municipality. The study estimated a total of 20 0000 households living in informal settlements. To address the existing housing backlog and improve access to basic services and secure tenure the Municipality has various housing programmes and these include Integrated Residential Housing programme, Informal Settlement Upgrading programme and rental housing programme (social housing and CRU's).

NATIONAL UPGRADING SUPPORT PROGRAMME (NUSP)

Out of the seventy (70) informal settlements identified by Kayamandi, 25 were categorized as "High Priority" due to the fact that they had little to no access to basic services such as water, sanitation, waste removal electricity, etc. This category of informal settlements was identified for Phase 2 of NUSP. Phase 2 of NUSP concentrates on conducting preliminary assessments including desktop geotechnical, environmental and hydrological assessments. The service provider has been appointed by the National Department of Human Settlements to conduct the above-mentioned studies. The primary objective of the studies is to ascertain whether the affected informal settlements can be upgraded at their current location or will require relocation. As part of the study outcomes, settlement plans will also be produced for the provision of basic (for those settlements that can be upgraded) or emergency (for those that will require relocation) services.

APPROVED PLANNING AND IMPLEMENTATION PROJECTS

Approved projects are those that have been approved by the MEC for Human Settlements and their budget has been set aside for both planning and implementation stages. There are nine (9) approved housing projects projected to yield approximately 12, 081 units. Most of these projects will be in the construction stage during 2018/2019 financial year. Three (3) projects are in the advanced phases of the Environmental Impact Assessment (EIA) process. Two (2) are in the initial phases of the EIA, two (2) have been recommended for approval by the MEC's Technical Evaluation Committee whilst the other two are going through the supply chain management processes for the appointment of service providers. Of the nine approved projects, seven of them are Informal Settlement Upgrading programme whilst the other two are mega Integrated Residential Development Programme (IRDP) which will include various housing typologies for different income groups.

PROJECTS IN THE PLANNING PIPELINE

Projects in this category have not yet been approved for funding by the Provincial Department of Human Settlements. There are 7 projects in this category that are in the pre-feasibility stage with a yield of approximately 12 500 units. Two of these projects are IRDP programmes and the other five are an ISU programme. These projects have only gone through the desktop assessments which are required for Stage 1 application (EIA and Town Planning approvals). There are seven (8) housing projects that are in the implementation stage which will yield a total of 28, 466 units. Six of these projects are in the top structure construction stage, one (1) in the engineering services installation stage and the other one is the engineering services designs stage.

MANAGEMENT OF RENTAL HOUSING STOCK

The Municipality owns and administers leases for 267 rental flats as well as 95 free standing houses. The Municipality has been faced with a challenge of accumulating debt due to non-payment of rent which has resulted in inadequate general of asset. The Municipality is taking necessary corrective steps to address

3. COMPONENT C: COMMUNITY SERVICES

This component includes: Waste Management, Art Gallery, Theatres & Halls, Cemeteries & Crematoria, Environmental Health, Bio-Diversity & Landscape, Traffic & Public Safety, Fire, Disaster Management, Sport & Recreation and Library.

3.1. WASTE MANAGEMENT

INTRODUCTION TO WASTE MANAGEMENT

The refuse collection services were extended by another 35000 householders to now total approximately 120000. This is done via 15 contracted ward based co-operatives in 14 wards. This has boosted service delivery and created jobs for people in the wards. The area to next receive attention in 2015/16 will be Vulindlela where a study will indicate which is the best service delivery method. Four new compactors arrived very late in the year, and will make a difference but the current availability of compactors was again around 50%. The business unit is on a recycling drive to increase and improve recycling in the municipality. The main partner is Wildlands Conservation Trust (WCT) which does kerbside recycling in 5 wards of about 8000 houses at about 5% recycling rate. The programme was not expanded in this current year but will be in the future.

The business unit is short staffed and cannot follow its mandate fully and is currently relying on contract and EPWP staff. Also there are not enough suitably qualified and trained staff to meets the requirements of the MFMA, THE NEMWA and other important legislation. It is envisaged that these shortcomings will be dealt with in the upcoming staff restructuring. Street sweeping is being conducted but in ever decreasing areas. To overcome the deficiency the business unit is using EPWP staff. The garden sites have shown improvements although much needs to be done to improve infrastructure, reliable transport for containers and more bins. It is envisaged that there will be partnerships developed in order recycle refuse and to pre-treat green waste for composting, thereby removing it from the landfill site.

TABLE 106: SOLID WASTE SERVICE DELIVERY LEVELS & HOUSEHOLDS –SOLID WASTE SERVICE DELIVERY LEVELS BELOW MINIMUM			
DOMESTIC REFUSE HOUSEHOLDS			
HOUSEHOLDS	COUNCIL	EXTERNAL SERVICE PROVIDERS	NON PROVISION
TOTAL 163 000 (2011 census)	85000	35000 (via 15 co-operatives)	43000. Vulindlela targeted 2016/2017
Percentage services	85000/163000 = 52.2%	35000/163000 = 21.4%	43000/163000 =26.4%
Service delivery level percentage	120000/163000=73.6%		26.4%

Note: The minimum service level is described as once per week, door to door collection. Up to December 2014 85000 households were serviced in this manner. With effect from December 2014, via the institution of 15 co-operatives a further 35000 households are being serviced. 120000 households now receive domestic refuse collection on this basis. All refuse is removed to landfill site. The remainder of households is in Vulindlela and is planned for attention in the 2016/2017 financial year. No services are currently provided there so it is classified as below minimum service level.

TABLE 107: COMMERCIAL AND INDUSTRIAL REFUSE COLLECTION CUSTOMERS as per consolidated billing				
15m3	1.75m3	240 litre	Other(bins/bags/home business/std charge)	Commercial/schools
15m3	1.75m3	240 litre	Other(bins/bags/home business/std charge)	Commercial/schools
17	102	1776	177	3556

TABLE 108: GARDEN REFUSE SITES			
South Rd	Eastwood	Woodlands	Sobantu
Link Rd	Prestbury Forrest Rd	Ritchie Rd	Grange

Garden refuse sites are serviced as and when necessary but in most cases daily. 25m3 containers, when full are transported and emptied at the landfill site. The 8 sites are open 364 days per annum.
A new garden refuse/recycling site is being planned for Kwa Pata. The site is licensed in terms on the National Environmental Management: Waste Act of 2008.

PUBLIC TOILETS: 28 male and female public toilets in the main CBD, serviced daily 364 days per annum.

STREET SWEEPING: Daily and nightly in the central, Raisethorpe and Scottsville CBD. Frequently as required in the surrounding suburbs.

TABLE 109: WASTE MANAGEMENT SERVICE POLICY OBJECTIVES TAKEN FROM IDP						
Service Objectives	Outline Service Targets	2013/2014		2014/2015		2015/2016
Service indicators		Target	Actual	Target	Actual	Target
Provision of weekly collection service per household	Proportional reduction in weekly collection failures year on year (average number of collection failures per week	120000	84600	120000	120000	120000
Future capacity of existing and earmarked (approved use and in councils possession) approved waste disposal sites	Amount of spare capacity available in terms of the number of years of capacity available at the current rate of landfill usage	12	6	12	6	6
Portion of waste recycled	Volume of waste recycled as a % of the total volume of waste disposed of at the landfill	No target	Not quan-tified	No target	15%	25%

TABLE 110: EMPLOYEE: SOLID WASTE MANAGEMENT SERVICES					
Job Level	2013/2014	2014/2015			
	Employees No.	Posts No.	Employees No.	Vacancies (fulltime equivalents No.	Vacancies (as a % of total posts) %
A1-A4	323	397	302	95	24
B1-B4	37	56	34	22	39
C1-CU	5	6	4	2	33
D1 –DU	2	3	2	1	33
E1 – E2	-	-	-	-	-
F1 – F2	-	-	-	-	-
Total	367	462	342	120	26%

TABLE 111: FINANCIAL PERFORMANCE 2014/2015: SOLID WASTE MANAGEMENT SERVICES R'000					
Details	2013/2014	2014/2015			
	Actual	Original Budget	Adjustment Budget	Actual	Variances to Adjusted Budget %
Total Operational Revenue (excl. tarrifs)	**-88,408**	**-88,904**	**-93,966**	**-99,124**	**5**
Expenditure:					
Employees	54,969	66,227	66,227	60,623	-8
Repairs and Maintenance	3,887	6,663	5,733	5,520	-4
Other	7,085	18,902	25,680	56,668	121
Total Operational Expenditure	**65,941**	**91,792**	**97,640**	**122,811**	**26**
Net operational (Service) Expenditure	**-22,467**	**2,888**	**3,674**	**23,687**	**545**

TABLE 112: CAPITAL EXPENDITURE: WASTE MANAGEMENT SERVICES R'000					
Details	2014/2015				
	Budget	Adjustment Budget	Actual Expenditure	Variances to Adjusted Budget %	Total Project Value
Total All	4,700	4,609	4,577	-7	
CNL - SUPPLY OF 15M3 REFUSE CONTAINERS TO BUSINESSES	200	500	499	0	-
CNL - DEVELOP NEW EDN GARDEN SITE/RECYCLING CENTRED	500	336	336	0	-
CNL - REVAMPING OF RITCHIE, LINK & PRESTBURY G/SITES	1,000	655	623	-5	-
CNL - PURCHASE OF 2 X CLAM GRAB TRUCKS	1,000	1,584	1,583	0	-
CNL - PURCHASE OF 4 X FLAT BED VEHICLES	2,000	1,533	1,533	0	-

COMMENT ON WASTE MANAGEMENT SERVICE PERFORMANCE OVERALL:

The main priorities were the purchase of 240 litre bins, and 1.75m3 steel industrial bins. Work was initiated on the proposed Kwa Pata garden refuse/recycling site and the business unit has taken steps to integrate waste management with recycling, pre-treatment of green refuse, conversion of waste to energy. The Integrated Waste Management Plan was developed internally and approved by council. Waste Management is an integral part of the IDP. Recycling between the three major players and the municipality has resulted in roughly 15%. It is planned that there will be an improvement to 25% by June 2016. The lessons learnt will provide direction for the business unit in the future especially with regards to waste minimization, improving effectiveness and greater integration and participation by all stakeholders.

3.2. ART GALLERY

INTRODUCTION TO ART GALLERY

The core functions of the Tatham Art Gallery, which is a national art museum, are additions to the permanent collection, preserving (conservation), documenting and displaying of artworks, and a comprehensive education and outreach programme.

The Tatham Art Gallery hosts a range of Art Exhibitions. These include temporary exhibitions, curated by other institutions or exhibitions researched by the Gallery staff. The Gallery also displays a number of exhibitions based on works in the permanent collection.

The display of art works is accomplished through the organising and hosting of temporary exhibitions and on-going changes in the permanent display areas.

SERVICE STATISTICS FOR ART GALLERY

Acquisitions of artworks to permanent collection: 41 items accessioned into permanent collection.

Exhibitions: 24 exhibitions displayed against a target of 24.

Education and Outreach: On-going programme of school visits, walkabouts and lectures, art classes for youth, artists-in-residence, artists' forums, concerts, FOTAG functions and fundraising initiatives.

Visitors to Gallery 1 July 2014 – 30 June 2015: 20122

TABLE 113: ART GALLERY POLICY OBJECTIVES TAKEN FROM IDP

Service Objectives	Outline Service Targets	2013/2014		2014/2015		2015/2016
Service indicators		Target	Actual	Target	Actual	Target
Art Exhibitions	24 PER ANNUM	24	24	24	24	24

TABLE 114: EMPLOYEE: ART GALLERY

Job Level	2013/2014	2014/2015			
	Employees No.	Posts No.	Employees No.	Vacancies (fulltime equivalents No.	Vacancies (as a % of total posts) %
A1-A4	2	3	2	1	33%
B1-B4	0	0	-	-	-
C1-CU	4	4	4	1	25%
D1 –DU	2	2	2	-	-
E1 – E2	0	0	-	-	-
F1 – F2	0	0	-	-	-
Total	**8**	**9**	**7**	**2**	**29%**

TABLE 115: FINANCIAL PERFORMANCE 2014/2015: ART GALLERY
R'000

Details	2013/2014	2014/2015			
	Actual	Original Budget	Adjustment Budget	Actual	Variances to Adjusted Budget %
Total Operational Revenue (excl. tarrifs)	**0**	**-282**	**-282**	**-988**	**250**
Expenditure:					
Employees	2,627	2,860	2,860	2,944	3
Repairs and Maintenance	350	639	352	324	-8
Other	2,575	2,325	5,134	3,431	-33
Total Operational Expenditure	**5,552**	**5,824**	**8,346**	**6,699**	**-20**
Net operational (Service) Expenditure	**5,552**	**5,542**	**8,064**	**5,711**	**-29**

TABLE 116: CAPITAL EXPENDITURE: ART GALLERY
R'000

Details	2014/2015				
	Budget	Adjustment Budget	Actual Expenditure	Variances to Adjusted Budget %	Total Project Value
Total All	3,100	2,429	2,183	-10	
CNL - STORAGE FOR PERMANENT ART COLLECTION	300	216	214	-0.7	-
CNL - REFURBISHMENT OF AIRCONDITION PLANT	300	-100	0	0	-
CNL - ROOF REFURBISHMENT	250	153	134	-12	-
CNL - REFURBISHMENT OF TATHAM GALLERY & OLD PRESTBYTERIAN CHURCH FAGAD	1,000	256	256	0	-
TAG - PARTITIONING OF OFFICES	0	44	44	0	-
TAG - REPLACEMENT OF LAMINATED GLASS ON FLOOR LORNA FERGUSON ROOM	0	77	77	0	-
CNL - PARKING AND TATHAM CALLERY GROUNDS	750	18	33	88	-
CCTV SURVEILLANCE CAMERAS	250	250	0	100	-
ARTS & CULTURE PRINTER	0	19	19	0	-
AUDIO - VISUAL EQUIPMENT	0	245	190	-22	-
ARTS & CULTURE COMPUTER	0	35	35	0	-
CNL - CCTV SURVEILLANCE CAMERAS	250	324	317	-2	-
CNL - REFURBISHMENT OF AIRCONDITION PLANT	0	745	715	-4	-
ARTS & CULTURE - AUDITORIUM SEATING AND OFFICE FURNITURE	0	127	127	0	-
ARTS AND CULTURE - PURPOSE MADE DISPLAY	0	15	14	-2	-

COMMENT ON THE PERFORMANCE OF ART GALLERIES

Gallery activities were disrupted due to building renovations and maintenance until June. As a result visitor figures declined during this period. A number of renovation and alteration projects were in process which required temporary closure of certain public gallery areas.

3.3. THEATRES & HALLS

INTRODUCTION TO COMMUNITY FACILITIES (THEATRES & HALLS)

This unit is responsible for the management and maintenance of Halls and Theatre facilities. Halls and Theatre facilities maintained to an acceptable standard for use by hirers.

SERVICE STATISTICS FOR THEATRES & HALLS

TABLE 117:	
FACILITY NAME	NUMBER
Halls	68
Theatre	1

Note: Within the Msunduzi Municipality boundary there are 68 halls and 1 theatre.

TABLE 118: COMMUNITY FACILITIES (THEATRES & HALLS) POLICY OBJECTIVES TAKEN FROM IDP						
Service Objectives	Outline Service Targets	2013/2014		2014/2015		2015/2016
Service indicators		Target	Actual	Target	Actual	Target
Halls	Develop Maintenance plan for sixty halls	Implementation of business plan	Nil	Approved Maintenance plan Implemented (priority Vulindlela)	17 halls has been repaired and upgraded	20 halls upgrad-ed and repaired
Winston Churchill theatre	Develop and Implement annual operational Plan for Winston Churchill theatre	Implement annual operational Plan for Winston Churchill	Nil	Implement operational Plan for security and maintenance at Winston Churchill	Implemented operation-al Plan for security and maintenance at Winston Churchill	N/A

TABLE 119: EMPLOYEE: COMMUNITY FACILITIES (THEATRES & HALLS)					
Job Level	2013/2014	2014/2015			
	Employees No.	Posts No.	Employees No.	Vacancies (fulltime equivalents No.	Vacancies (as a % of total posts) %
A1-A4	14	41	11	30	73.17%
B1-B4	9	16	5	11	68.75%
C1-CU	2	4	3	1	25%
D1 –DU	-	-	-	-	-
E1 – E2	-	-	-	-	-
F1 – F2	-	-	-	-	-
Total	**25**	**61**	**19**	**42**	**69%**

TABLE 120: FINANCIAL PERFORMANCE 2014/2015: COMMUNITY FACILITIES (THEATRES & HALLS) R'000					
Details	2013/2014	2014/2015			
	Actual	Original Budget	Adjustment Budget	Actual	Variances to Adjusted Budget %
Total Operational Revenue (excl. tarrifs)	-1,348	-1,437	-1,437	-1,151	-20
Expenditure:					
Employees	5,039	5,972	5,972	4,065	-20
Repairs and Maintenance	285	375	360	375	0
Other	18,028	1,134	15,775	14,237	-10
Total Operational Expenditure	23,352	7,481	22,107	19,362	-12
Net operational (Service) Expenditure	22,004	6,044	20,670	18,211	-12

TABLE 121: CAPITAL EXPENDITURE: COMMUNITY FACILITIES (THEATRES & HALLS) R'000					
Details	2014/2015				
	Budget	Adjustment Budget	Actual Expenditure	Variances to Adjusted Budget %	Total Project Value
Total All	4,921	4,645	4,645	0	
CNL - RENOVATION OF HALLS	4,921	4,645	4,645	0	-

COMMENT ON THE PERFORMANCE OF COMMUNITY FACILITIES (THEATRES & HALLS)

17 Halls has been upgraded and renovated. Priority was given to halls in Vulindlela areas.

3.4. CEMETERIES & CREMATORIA

INTRODUCTION TO CEMETERIES & CREMATORIUMS

This unit is responsible for the Management maintenance and development of Cemeteries and Crematoria.

SERVICE STATISTICS FOR CEMETERIES & CREMATORIUMS

CLOSED CEMETERIES

Commercial Road Cemetery, Roberts Road Cemetery, Georgetown Cemetery, Range / Sinathingi Cemetery, Slangspruit Cemetery, Moses Mabhida Cemetery (Heroes Acre) & Dambuza Cemetery.

OPERATING CEMETERIES

Mountain Rise Cemetery, Willowfountain Community Cemetery. Three cremators are currently operational

TABLE 122: CEMETERIES & CREMATORIUMS FACILITIES POLICY OBJECTIVES TAKEN FROM IDP

Service Objectives	Outline Service Targets	2013/2014		2014/2015		2015/2016
Service indicators		Target	Actual	Target	Actual	Target
Cremators and upgrades around Crematorium	Purchase of two new cremators, fencing, ramps, guard houses and new entrance and exit	Improve the aesthetics around the crematorium and refurbish Masson and Dawson	Fencing completed, disabled ramp constructed. Masson and Dawson refurbished	Completion of prayer room, revamp of ablutions, construction of guard houses and new entrance and exit gates. Replace the Macro burner	Prayer room, revamp of ablutions, construction of guard houses and new entrance and exit gates Completed	Acquire a new cremator at the Hindu crematorium and resolve the issue regarding litigation on the two cremators
Fencing of Cemeteries Plan	Develop business plan for the fencing of Cemeteries (as per the requirements of the Act)	Complete survey of Cemeteries	Nil	Survey of all existing cemeteries and peg boundaries	Survey has been completed and all cemeteries boundaries pegged	Source funding for the fencing of cemeteries
Cemeteries and Crematoria	Cemeteries & Crematoria Sector Plan	Engage consultants to implement sector plan for Cemeteries and Crematoria	Nil	Implement Sector Plan for Crematoria and Cemeteries	Acquisition of land in progress	Finalize land acquisition and develop new cemeteries
Cemetery Development	Development of Hollingwood Cemetery	Construction of internal roads, fencing, converting existing houses on premises into offices and chapel	Nil	Construction of internal roads, fencing, converting existing houses on premises into offices and chapel	This has been put on hold due to land dispute with Sobantu residents	Resolve issue regarding land dispute

TABLE 123: EMPLOYEE: CEMETERIES & CREMATORIUMS

Job Level	2013/2014	2014/2015			
	Employees No.	Posts No.	Employees No.	Vacancies (fulltime equivalents No.	Vacancies (as a % of total posts) %
A1-A4	10	22	8	14	64%
B1-B4	11	11	9	2	18%
C1-CU	1	1	0	1	100%
D1 –DU	1	1	1	-	-
E1 – E2	-	-	-	-	-
F1 – F2	-	-	-	-	-
Total	**23**	**32**	**18**	**17**	**53%**

TABLE 124: FINANCIAL PERFORMANCE 2014/2015: CEMETERIES & CREMATORIUMS
R'000

Details	2013/2014	2014/2015			
	Actual	Original Budget	Adjustment Budget	Actual	Variances to Adjusted Budget %
Total Operational Revenue (excl. tarrifs)	**-2,704**	**-1,193**	**-2,774**	**-2,646**	**-5**
Expenditure:					
Employees	4,225	4,049	4,246	4,043	-5
Repairs and Maintenance	436	640	352	324	-8
Other	3,600	2,401	4,558	4,679	3
Total Operational Expenditure	**8,261**	**7,090**	**9,156**	**9,046**	**-1**
Net operational (Service) Expenditure	**5,557**	**5,897**	**6,382**	**6,400**	**0.2**

TABLE 125: CAPITAL EXPENDITURE: CEMETORIES & CREMATORIUMS
R'000

Details	2014/2015				
	Budget	Adjustment Budget	Actual Expenditure	Variances to Adjusted Budget %	Total Project Value
Total All	9,200	2,041	704	-66	
TRUST REFURBISHMENT OF PUBLIC TOILETS	0	175	165	-5	-
TRUST DISABLED RAMP SEPTIC TANK WASH TROUGHS AND GATES	0	170	155	-9	-
TRUST GUARD HOUSE AT OFFICES	0	160	149	-7	-

TABLE 125: CAPITAL EXPENDITURE: CEMETORIES & CREMATORIUMS R'000					
Details	2014/2015				
	Budget	Adjustment Budget	Actual Expenditure	Variances to Adjusted Budget %	Total Project Value
TRUST UPGRADE OFFICES AND TOILETS	0	100	0	100	-
TRUST REPLACE CONCRETE FENCE	0	170	0	100	-
TRUST - NEW RAZOR MESH PERIMETER	0	655	0	100	-
CNL - HOLLINGWOOD CEMETERY	7,000	0	0	0	-
CNL - CEMETERIES & CREMATORIA SECTOR PLAN-APP OF CONSULTANT-IN-VESTIGAT	100	0	0	0	-
CNL - SURVEY - PERIMETER FENCING & GATES ALL CEMETERIES	300	358	0	100	-
TRUST - SECURITY LIGHT AROUND CREMATORIAM	0	100	96	-3	-
TRUST - FURNITURE FOR CREMATORIAM AND OFFICE	0	50	34	-30	-
MIG - INSTALLING NEW CREMATOR A CREM ONE	1,800	102	102	0	-

COMMENT ON THE PERFORMANCE OF CEMETERIES & CREMATORIUMS OVERALL:

Obtain authority from the Department of Housing to utilize 10 hectares of the 30 hectares authorized cemetery at Ethembeni. The acquisition of land needs to be fast tracked in order to alleviate the problems of burial space and identification of new land for new cemeteries is vital to accommodate burials for 50 years.

3.5. ENVIRONMENTAL HEALTH

INTRODUCTION TO ENVIRONMENTAL HEALTH

Environmental Health encompasses those aspects of human health, including quality of life that is determined by physical, chemical, biological, social and psychosocial factors in the environment. It also refers to the theory and practice of assessing, correcting, controlling and preventing those factors in the environment that can potentially affect adversely the health of present and future generations. Environmental Health Services includes: Water quality monitoring, Food control, Waste management, Surveillance of premises, Communicable diseases control, Vector control, Environmental pollution control, Disposal of the dead, chemical safety and noise control.

The service delivery priorities focussed on water quality monitoring, food quality and safety, health surveillance of premises and vector control.

SERVICE STATISTICS FOR ENVIRONMENTAL HEALTH

TABLE 126:		
DESCRIPTION	TARGET	ACHIEVED
No. of Complaints investigated	747	747
No. of Trade Licence application processed	Dependent on no. received	262
No. of condemnation of foodstuffs and total weight	Dependent on no. received	133 condemnations (26413kg)
No. of Dairies registered in terms of the Dairy Bylaws	8	3
No. of Water samples from reservoirs and consumer points:	1250 samples	1316 samples
Percentage compliance with SANS 241:2011 NB: SANS are national standards that replaced SABS(South African Bureau of Standards) 241: relates to drinking water	100%	98.6%
Food sampling: No of samples analysed	480 samples	508 samples
Percentage compliance with microbial standards :	100%	82%
Swabbing: No of swabs	480 swabs	508 swabs
Percentage compliance with microbiological standards:	100%	45.6%
No. of Inspections and Registrations of Funeral Undertakers in terms of the Funeral Undertakers' Regulations:	60 premises	75 premises
No. of Food premises inspected and registered in terms of R962 (Food Regulations): • Formal: • Informal:	• 1700 • Dependent on no. received	• 2622 • 2320
No. of Communicable Diseases notifications investigated:	Dependent on no. received	20
No. of Vector Control investigations, treatment and baiting	6240 sites	11232 sites
No. of Premises inspected for compliance with Tobacco Legislation:	2000 premises	2867 premises
No. of Places of care inspected:	480 premises	568 premises inspected
No. of Health Care Waste generators inspected:	480 premises	619 premises
No. of Commercial, industrial and residential premises inspected	3200 premises	5500 premises
No. of Schedule processes/listed activities:	120 premises	182 premises
No. of Controlled burning applications processed:	Dependent on no. received	11 applications processed
No. of Notices issued	Dependent on contraventions	605 notices
No. of Prosecutions instituted	Dependent on contraventions	74 prosecutions
Fines received	Dependent on successful prosecutions	R70 050.00

AIR QUALITY DATA

NORTHDALE HOSPITAL STATION

It is the responsibility of the municipality to monitor air quality, in terms of the Air Quality Act, No. 39 of 2004. The Northdale Hospital Station is managed in partnership with the Department of Agriculture, Environmental Affairs and Rural Development (DAEARD). For data to be accredited, the analysers must be calibrated and checked bi-weekly. Data management, analyser maintenance, service and calibration were the responsibility of the DAEARD but this did not occur hence data was not verified and only raw data was available.

CENTRAL STATION:

Station was decommissioned to accommodate construction of the Tourism Hub. A new station was acquired during the financial year and would be commissioned early in the 2015/16 financial year.

EDENDALE STATION:

Data is not available due to vandalism, therefore resulting in theft of the station. The station needed to be relocated and due to budget constraints, this was not possible. This station is subject to an insurance claim and will be replaced early in THE 2015/16 FINANCIAL YEAR.

ORIBI AIRPORT STATION:

The new Oribi Airport station was acquired in June 2015 and will be commissioned early in the 2015/16 financial year.

TABLE 127: ENVIRONMENTAL HEALTH POLICY OBJECTIVES TAKEN FROM IDP

Service Objectives	Outline Service Targets	2013/2014		2014/2015		2015/2016
Service indicators		Target	Actual	Target	Actual	Target
Water Quality	Water: X% of all samples taken throughout the year on at least weekly to be found acceptable by National Standards	100% Acceptable	98.33% Acceptable	100% Acceptable	98.6% Acceptable	100% Acceptable
Food Quality	Food: X% of all samples taken throughout the year on at least weekly to be found acceptable by National Standards	100% Acceptable	88.74% Acceptable	100% Acceptable	82% Acceptable	100% Acceptable

TABLE 128: EMPLOYEE: ENVIRONMENTAL HEALTH

Job Level	2013/2014	2014/2015			
	Employees No.	Posts No.	Employees No.	Vacancies (fulltime equivalents No.	Vacancies (as a % of total posts) %
A1-A4	7	17	7	10	58
B1-B4	9	26	9	17	65
C1-CU	8	28	10	18	64
D1 –DU	6	7	6	1	14
E1 – E2	-	-	-	-	-
F1 – F2	-	-	-	-	-
Total	**30**	**78**	**30**	**37**	**47%**

TABLE 129: FINANCIAL PERFORMANCE 2014/2015: ENVIRONMENTAL HEALTH R'000

Details	2013/2014	2014/2015			
	Actual	Original Budget	Adjustment Budget	Actual	Variances to Adjusted Budget %
Total Operational Revenue (excl. tarrifs)	**-26**	**-31**	**-31**	**-71**	**129**
Expenditure:					
Employees	5,505	6,314	6,314	5,830	-8
Repairs and Maintenance	5	21	3	3	0
Other	1,832	1,923	2,094	1,878	-10
Total Operational Expenditure	**7,342**	**8,258**	**8,411**	**7,711**	**-8**
Net operational (Service) Expenditure	**7,316**	**8,227**	**8,380**	**7,640**	**-9**

TABLE 130: CAPITAL EXPENDITURE: ENVIRONMENTAL HEALTH R'000

Details	2014/2015				
	Budget	Adjustment Budget	Actual Expenditure	Variances to Adjusted Budget %	Total Project Value
Total All	**950**	**997**	**997**	**0**	
CNL - AIR POLLUTION MONITORING STATION EQUIPMENT	200	76	76	0	-
CNL BACTERIAL CONTAMINATION TEST KIT	0	121	121	0	-
CNL - COMPUTERS	0	17	16	-0.6	-
CNL - ANALYSERS FOR AIR POLLUTION STATION	750	783	782	0	-

COMMENT ON THE PERFORMANCE OF ENVIRONMENTAL HEALTH

Environmental Health Services continued to be provided without funding from National Treasury. With a limited budget and diminishing resources the nine functional areas relating to environmental health services as defined in the National Health Act, No. 61 of 2003 were carried out to ensure effective and efficient service delivery within the areas of Msunduzi. One of the service delivery priorities focussing on water quality monitoring, continued for the purposes of Blue Drop status accreditation. The departmental laboratory was used for the monitoring of water and food quality and also swabbing to determine standards of hygiene at food premises. The Air Quality Monitoring Network was non functional, due to the stations on the network being replaced, and the continued vandalism of one of the Municipality's Air Quality Monitoring Stations. Capital funds were available to purchase a new station for the Oribi Airport. In addition to the current priority service objectives, Air Quality Monitoring will therefore be focused on during the 2015/16 financial year.

3.6. BIO-DIVERSITY & LANDSCAPE

INTRODUCTION BIO-DIVERSITY AND LANDSCAPE

Management, maintenance and development of Parks, open spaces, play lots, verges and Conservation areas. Horticultural practises which includes, beautifying, landscaping of cities islands, city entrances, maintenance of surrounds and garden at council buildings e.g. halls and libraries. Plans to develop two new Parks in Edendale approved to secure external funding to implement.

SERVICE STATISTICS FOR BIO-DIVERSITY AND LANDSCAPE

TABLE 131:		
DESCRIPTION	NUMBER	AREA (M2)
PARKS	16	1 913 800
OPEN SPACES	133	4 002 000
TOWNLANDS AREA	-	730 000
PLAYLOTS	14	931 600
TRAFFIC ISLANDS	21	321 780
MAIN ARTERIAL ROUTES	30	4 588 400
VERGES TOTAL	-	12 456 749
CENTRAL	3 424 329 SQUARE METRES	-
NORTH	6 882 420 SQUARE METRES	-
WEST	2 150 000 SQUARE METRES	-

TABLE 132: BIO-DIVERSITY AND LANDSCAPE POLICY OBJECTIVES TAKEN FROM IDP						
Service Objectives	Outline Service Targets	2013/2014		2014/2015		2015/2016
Service indicators		Target	Actual	Target	Actual	Target
City Grass cutting	Cut grass twice per season(Sept-April)	Grass cut in 60 suburbs, three times a season(September 2013 to May 2014	75% achieved using EPWP and temporary staff.	Grass cut in 60 suburbs, three times a season(September 2014 to May 2015	90 % achieved using ward based programme	Grass cut in 60 suburbs, three times a season(September 2014 to May 2015
Two Parks in Greater Edendale	Develop, Design and conduct feasibility study for new parks in Edendale	Source funding	Application for funding unsuccessful	Identify new donor funding and submit applications	Application for funding turned down	Source other funding
Maintenance and rehabilitation of the regional park.	Approved Revitalization business plan for Alexandra Park completed	Source external funding	Funding approved by the Department of Environmental Nil	Commence phase 1 of the revitalization of Alexandra park	Phase 1 of the revitalization of Alexandra park in progress	Source funding for Phase 2
Traffic islands and city entrances beautified	10 traffic islands and main entrances into the city beautified and maintained	Maintenance and landscaping of islands and main entrances	10 traffic islands and main entrances grass cut and maintained	Traffic islands and city entrances beautified	80 % of islands and city entrances has been beautified	Source funding to sustain the beautification project
Fencing of Lotus Park	N/A	N/A	N/A	Fence the entire Lotus Park	Section of the fencing has been completed	Secure funding to fully fence the Lotus park

TABLE 133: EMPLOYEE: BIO-DIVERSITY AND LANDSCAPE					
Job Level	2013/2014	2014/2015			
	Employees No.	Posts No.	Employees No.	Vacancies (fulltime equivalents No.	Vacancies (as a % of total posts) %
A1-A4	153	361	120	241	66%
B1-B4	70	135	59	75	56%
C1-CU	6	8	6	2	25%
D1 –DU	6	7	5	2	28%
E1 – E2	-	-	-	-	-
F1 – F2	-	-	-	-	-
Total	**235**	**511**	**190**	**320**	**63%**

TABLE 134: FINANCIAL PERFORMANCE 2014/2015: BIO-DIVERSITY AND LANDSCAPE R'000					
Details	2013/2014	2014/2015			
	Actual	Original Budget	Adjustment Budget	Actual	Variances to Adjusted Budget %
Total Operational Revenue (excl. tarrifs)	**-27**	**-26**	**-896**	**-10,961**	**1123**
Expenditure:					
Employees	32,240	35,328	35,328	33,542	-5
Repairs and Maintenance	3,773	5,121	4,748	4,349	-8
Other	22,695	16,386	17,468	28,372	62
Total Operational Expenditure	**58,708**	**56,835**	**57,544**	**66,263**	**15**
Net operational (Service) Expenditure	**58,681**	**56,809**	**56,648**	**55,302**	**-2**

TABLE 135: CAPITAL EXPENDITURE: BIO-DIVERSITY AND LANDSCAPE R'000					
Details	2014/2015				
	Budget	Adjustment Budget	Actual Expenditure	Variances to Adjusted Budget %	Total Project Value
Total All	**27,203**	**14,578**	**14,635**	**0.4**	
CNL - PARKS OFFICES - RESURFACE DRIVEWAY AND PARKING	500	85	78	-8	-
CNL - FENCING OF PARKS LOTUS PARK	1,500	875	875	0	-
CNL - COMPLETION OF MOSES MABHIDA CENTRE	0	1,807	1,807	0	-
MIG - CALUZA SPORTS FACILITY	6,500	10,811	10,807	0	-
KZNDSR - ESSENTIAL EQUIPMENT GOAL POSTS & BLOWERS	0	0	61	100	-
CNL - SUSTAINABILITY PLAN - HARRY GWALA STADIUM	5,000	952	952	0	-
CNL - TRAINING FACILITY - MUFC - TOILETS,CHANGEROOM,FENCING	1,000	132	132	0	-
CNL - COMPLETION OF MOSES MABHIDA MULTI-PURPOSE BUILDING	2,000	0	0	0	-
MIG - REGIONAL ATHLETIC TRACK SPORT COMPLEX	11,203	0	0	0	-
MIG - R/O MSUNDUZI ATHLETIC TRACK	0	0	0	0	-
CNL - PLANT AND EQUIPMENT	0	0	0	0	-

COMMENT ON THE PERFORMANCE OF BIO-DIVERSITY; LANDSCAPE OVERALL:

Beautification projects have been initiated on all council gardens, islands, and city entrance to enhance the aesthetics of the city. Revitalization of Alexandra Park is progress.

3.7. TRAFFIC & PUBLIC SAFETY

INTRODUCTION TO TRAFFIC, SAFETY & SECURITY

The department of Public Safety helps ensure a safe environment and improve the quality of life through effective Traffic policing combined with efficient use of security officers. Traffic services include:

1. Control and regulate all forms of Traffic, promote education and training on the road and traffic safety.
2. Attend scenes of motor vehicle collisions and assist with traffic control, removal of injured persons and removal of vehicles so that traffic may glow freely again.
3. Eliminate points of congestion, obstruction, hindrance, interference or danger to vehicles and pedestrians.

TABLE 136: SERVICE STATISTICS FOR TRAFFIC, SAFETY & SECURITY					
No.	Details	2012/2013	2013/2014		2014/2015
		Actual No.	Estimate No.	Actual No.	Estimate No.
1	Number of road traffic accidents during the year	682	900	739	682
2	Number of by-law infringements attended	33100	32100	31000	33000
3	Number of police officers in the field on an average day	65	100	62	100
4	Number of police officers on duty on an average day	62	100	36	76

TABLE 137: TRAFFIC, SAFETY & SECURITY POLICY OBJECTIVES TAKEN FROM IDP						
Service Objectives	Outline Service Targets	2013/2014		2014/2015		2015/2016
Service indicators		Target	Actual	Target	Actual	Target
Reduction in Road Accidents	10% reduction over target for the previous year	20% Reduction	20% Reduction	10% Reduction	20% Reduction	30% Reduction

TABLE 138: EMPLOYEE: TRAFFIC, SAFETY & SECURITY					
Job Level	2013/2014	2014/2015			
Police/Administrators	Employees No.	Posts No.	Employees No.	Vacancies (fulltime equivalents No.	Vacancies (as a % of total posts) %
A1-A4	3	4	3	1	25

TABLE 138: EMPLOYEE: TRAFFIC, SAFETY & SECURITY					
Job Level	2013/2014	2014/2015			
Police/Administrators	Employees No.	Posts No.	Employees No.	Vacancies (fulltime equivalents No.	Vacancies (as a % of total posts) %
B1-B4	52	109	95	14	13
C1-CU	156	199	149	50	25
D1 –DU	2	3	2	1	33
E1 – E2	-	-	-	-	-
F1 – F2	-	-	-	-	-
Total	**213**	**315**	**249**	**66**	**21**

TABLE 139: FINANCIAL PERFORMANCE 2014/2015: TRAFFIC, SECURITY & SECURITY R'000					
Details	2013/2014	2014/2015			
	Actual	Original Budget	Adjustment Budget	Actual	Variances to Adjusted Budget %
Total Operational Revenue (excl. tarrifs)	**-105,100**	**-17,622**	**-25,089**	**-111,241**	**343**
Expenditure:					
Police Officers	-	-	-	-	-
OtherEmployees	87,066	96,138	95,432	92,438	-3
Repairs and Maintenance	2,069	2,357	1,125	1,045	-7
Other	116,992	25,382	43,246	128,968	198
Total Operational Expenditure	**206,127**	**123,877**	**139,803**	**222,452**	**59**
Net operational (Service) Expenditure	**101,027**	**106,255**	**114,714**	**111,211**	**-3**

TABLE 140: CAPITAL EXPENDITURE: TRAFFIC, SAFETY & SECURITY R'000					
Details	2014/2015				
	Budget	Adjustment Budget	Actual Expenditure	Variances to Adjusted Budget %	Total Project Value
Total All	**250**	**986**	**976**	**-1**	
CNL PLANT & EQUIPMENT - HEAVY DUTY PRINTER	0	20	19	-0.5	
CNL PLANT & EQUIPMENT - DLCT EQUIPMENT	0	30	29	-2	
CNL OFFICE FURNITURE - PUBLICITY HOUSE	0	25	20	-18	
CNL - ALARM SYSTEM ON COUNCIL PROPERTY	250	150	145	-3	
CNL - UPGRADE ARMORY SECURITY 21 WASHINGTON/RD	0	761	761	0	

COMMENT ON THE PERFORMANCE OF TRAFFIC & PUBLIC SAFETY OVERALL:

Performance of Traffic, Safety & Security personnel are on par as per the Service Delivery & Budget Implementation Plan. The lack of Traffic stations servicing the remote areas of the municipality is a cause for concern due to the risks attached to the delayed response times from Traffic stations which are a fair distance from these areas. This is further exacerbated by the time of day response (peak periods etc.), and could have an impact on the ability to respond to Road Accidents.

3.8. FIRE

INTRODUCTION TO FIRE SERVICES

1. FIGHT OR EXTINGUISH A FIRE AND RESCUE OF LIFE OR PROPERTY FROM A FIRE OR OTHER DANGER:

Early and timeous response to fire and rescue incidents is critical for life and property saving measures to be effective. In order to improve turnout times to incidents the Municipality has started the process which should see two more fire stations opened in the vast Vulindlela area and Northdale suburb of the City, however due to financial constraints these projects have been placed on hold. Whilst staff shortages are a challenge this is combated by a constant attempt to ensure that a minimum manning standard is complied with on a daily basis, even at the expense of overtime costs.

2. PREVENT THE OUTBREAK AND SPREAD OF FIRE AND THE PROTECTION OF LIFE OR PROPERTY FROM FIRE OR OTHER THREATENING DANGER:

The dedicated Fire Prevention officers ensure that all new building development applications are in compliance with the City by-laws, National Building Regulations and SANS 0400 codes of practice for fire safety in buildings. Existing infrastructure is also subject of daily scheduled and ad-hoc inspections for fire safety compliance.

3. BASIC FIRE AND LIFE SAFETY TRAINING:

The Fire Prevention Officers undertake regular scheduled training with hospitals, commerce and industry in order to impart basic fire safety training in the use of first aid firefighting equipment.

The Public Education Section engages schools and communities in a drive to ensure basic fire and life safety awareness and skills are imparted at a rudimentary scale, mostly by meetings, attendance to community structures and visitations to schools, and, of schools to fire stations. Whilst this basic intervention is still not enough it is imperative that communities are aware of the fire service and services it offers, how to access these services, and what it is that they can do to provide basic first aid fire safety protection to themselves.

TABLE 141: FIRE SERVICE DATA					
	Details	2013/2014	2014/2015		2015/2016
		Actual No.	Estimate No.	Actual No.	Estimate No.
1	Total fires attended in the year	1603	-	1628	-
2	Total of other incidents attended in the year	489	-	333	-
3	Average turnout time – urban areas	10mins	-	14mins	10
4	Average turnout time – rural areas	25mins	-	25mins	20
5	Fire fighters in post at year end	115	122	109	122
6	Total fire appliances at year end	14	14	14	14
7	Average number fire appliances off the road at year end	5	0	5	0

TABLE 142: FIRE SERVICE POLICY OBJECTIVES TAKEN FROM IDP						
Service Objectives	Outline service targets	2013/2014		2014/2015		2015/2016
Service Indicators		Target	Actual	Target	Actual	Target
Fire Prevention	800 Fire Prevention Inspections	800	1046	800	938	800
Public Awareness	48 Fire Public Awareness Presentations conducted	48	154	50	154	50
Hazard visitations	24 Major Hazard visitations	24	53	24	50	24

TABLE 143: EMPLOYEE: FIRE SERVICES					
Job Level	2013/2014	2014/2015			
Police/Administrators	Employees No.	Posts No.	Employees No.	Vacancies (fulltime equivalents No.	Vacancies (as a % of total posts) %
A1-A4	4	7	5	2	28%
B1-B4	70	79	63	16	20%
C1-CU	65	70	70	-	-
D1 –DU	9	9	5	4	44%
E1 – E2	1	1	1	-	-
F1 – F2	-	-	-	-	-
Total	**149**	**166**	**144**	**22**	**13%**

TABLE 144: FINANCIAL PERFORMANCE 2014/2015: FIRE SERVICES R'000					
Details	2013/2014	2014/2015			
	Actual	Original Budget	Adjustment Budget	Actual	Variances to Adjusted Budget %
Total Operational Revenue (excl. tarrifs)	**-670**	**-601**	**-601**	**-578**	**-4**
Expenditure:					
Fire Officers					
OtherEmployees	51,941	56,002	56,802	55,052	-3
Repairs and Maintenance	1,011	971	1,770	1,415	-20
Other	19,848	8,837	7,783	21,845	185
Total Operational Expenditure	**72,800**	**65,810**	**66,355**	**78,312**	**18**
Net operational (Service) Expenditure	**72,130**	**65,209**	**65,754**	**77,734**	**18**

TABLE 145: CAPITAL EXPENDITURE: FIRE SERVICES R'000					
Details	2014/2015				
	Budget	Adjustment Budget	Actual Expenditure	Variances to Adjusted Budget %	Total Project Value
Total All	1,350	461	459	-0.5	
CNL - COMMUNICATION CENTRE	1,000	0	0	0	
CNL RADIOS - TWO WAY	0	168	167	0	
CNL PLANT & EQUIPMENT - REPEATER	0	40	38	-4	
CNL PLANT & EQUIPMENT - BASE SETS	0	10	9	-2	
CNL PLANT & EQUIPMENT - RADIO	0	50	50	0	
CNL - CRITICAL FIRE FIGHTING EQUIPMENT	350	193	193	0	

COMMENT ON THE PERFORMANCE OF FIRE SERVICES OVERALL:

The lack of fire stations servicing the extreme areas of the municipality is a cause for concern due to the risks attached to the delayed response times from fire stations which are a fair distance from these areas. This is further exacerbated by the time of day response (peak periods etc), and could have an impact on the ability to effectively protect life and property.

3.9 DISASTER MANAGEMENT

INTRODUCTION TO DISASTER MANAGEMENT

Disaster management (DM) promotes a culture of risk avoidance among communities through education and public awareness.

This plan establishes the arrangements for disaster risk management within the requiremets of the Disaster Management Act, 57 of 2002 and section 26(g) of the municipal Systems act, 2000. Planning for disasters leads to organisational preperadness and readiness in anticipation of an emergency or disasters.

The Act requires an integrated and effective response to disasters.

D M volunteers are regarded as a metrpolitan and district function as per Disaster Management act, Disaster Management and fire will be incollaboration to establish emergency teams in high risk areas.

SERVICE STATISTICS FOR DISASTER MANAGEMENT

During financial 2014/2015, 200 incidents responded to affected 12506 community members, cost emergency relief R1467592.00 Community and school Awareness campaigns conducted reached 6000 community members in Msunduzi area.

Disaster Management plan was approved in March 2015 by the full council.

A progressive report was submitted by fire unit regarding the formation of community emergency response teams in high risk areas and a resolution was taken in June 2015 to establish the mentioned team in twelve high risk informal settlements identified.

Events, Marches and gatherings attended to were 172 and consist of 927719 spectators and participants.

TABLE 146: DISASTER MANAGEMENT POLICY OBJECTIVES TAKEN FROM IDP

Service Objectives	Outline Service Targets	2013/2014		2014/2015		2015/2016
Service indicators		Target	Actual	Target	Actual	Target
Service Objectives To increase the capacity for Public Safety in the community	Awareness Campaigns	5	7	5	6	5
Disaster management plan developed and submitted to SMC for approval by Council	Approval of DM Plan	Develop draft DM plan	First draft of Dis. Plan	1 Disaster management plan developed and submitted to SMC by the 31st January 2015 for approval by Council	1 Disaster management plan was approved by the full council in March 2015	Ensure Implementation of DM plan (Risk Reduction/24 hrs. turnaround time strategies)
24 Hours turnaround time to respond to disaster related incidents reported according to the Approved DM plan/ strategy	Implementation of the Approved Disaster management plan/ strategy	N/A	N/A	24 Hours turnaround time to respond to disaster related incidents reported according to the Approved DM plan/strategy by 30th June 2015	200 incidents reported and attended to	Ensure development of 24Hours turnaround time to respond to disaster related incidents reported according to the Approved DM plan/ strategy by the 30th of September 2015
37 Disaster Relief/ Response Committees trained by PSDM in 5 municipal zones according to the Approved DM plan/strategy	Implementation of the Approved Disaster management plan/ strategy	N/A	N/A	37 Disaster Relief/Response Committees trained by PSDM in 5 municipal zones according to the Approved DM plan/strategy	N/A	12 Disaster Relief/ response committees trained in high risk areas as per approved council resolution 9 June 2014

TABLE 147: EMPLOYEE: DISASTER MANAGEMENT

Job Level	2013/2014	2014/2015			
	Employees No.	Posts No.	Employees No.	Vacancies (fulltime equivalents No.	Vacancies (as a % of total posts) %
A1-A4	-	-	-	-	-
B1-B4	2	3	2	1	33%
C1-CU	2	2	2	-	-
D1 –DU	-	1	1	-	-
E1 – E2	-	-	-	-	-
F1 – F2	-	-	-	-	-
Total	**4**	**6**	**5**	**1**	**16%**

TABLE 148: FINANCIAL PERFORMANCE 2014/2015: DISASTER MANAGEMENT R'000

Details	2013/2014	2014/2015			
	Actual	Original Budget	Adjustment Budget	Actual	Variances to Adjusted Budget %
Total Operational Revenue (excl. tarrifs)	**0**	**-10**	**-10**	**0**	**100**
Expenditure:					
Employees	1,619	1,417	1,457	1,722	18
Repairs and Maintenance	9	10	10	1	-90
Other	3,491	7,620	8,958	14,446	61

TABLE 148: FINANCIAL PERFORMANCE 2014/2015: DISASTER MANAGEMENT R'000					
Details	2013/2014	2014/2015			
	Actual	Original Budget	Adjustment Budget	Actual	Variances to Adjusted Budget %
Total Operational Expenditure	**5,119**	**9,047**	**10,425**	**16,169**	**55**
Net operational (Service) Expenditure	**5,119**	**9,037**	**10,415**	**16,169**	**55**

TABLE 149: CAPITAL EXPENDITURE: DISASTER MANAGEMENT R'000					
Details	2014/2015				
	Budget	Adjustment Budget	Actual Expenditure	Variances to Adjusted Budget %	Total Project Value
Total All	500	450	447	-0.7	
CNL PLANT & EQUIPMENT - GENERAL ITEMS	0	400	400	0	
CNL - SAFE CITY CAMERAS	0	0	0	0	
CNL - DEVELOPMENT OF DISASTER MANAGEMENT PLAN	500	0	0	0	
CNL - FURNITURE & FITTINGS DISASTER MANAGEMENT OFFICES	0	50	47	-6	

COMMENT ON THE PERFORMANCE OF DISASTER MANAGEMENT

Lack of personnel in disaster management component cause a delayed response or to attend to different disaster related event/incidents and other key perform areas.

3.10. SPORT & RECREATION

INTRODUCTION TO SPORT AND RECREATION

Manage maintenance and development of all municipal sports facilities and swimming pools plus the promotion and development of sports and recreation. Master plan for the maintenance of sports facilities approved.

SERVICE STATISTICS FOR SPORT AND RECREATION

Total number of Sports Facilities - 65
Total number of pools - 7

TABLE 150: SPORT AND RECREATION POLICY OBJECTIVES TAKEN FROM IDP						
Service Objectives	Outline Service Targets	2013/2014		2014/2015		2015/2016
Service indicators		Target	Actual	Target	Actual	Target
Sport facilities	Develop Maintenance plan for sixty five Sports facilities	Implement approved business plan	Nil	Source funding to implement approved maintenance plan for 65 sports facilities	Operating funds used to renovate and level 5 sports fields	Upgrade and renovated 5 sports facilities in Vulindlela
Sport Development	Msunduzi Sport and Recreation Plan	Implement Msunduzi Sport & Recreation Plan	Nil	Implement approved Msunduzi Sport & Recreation Plan	Msunduzi Sports and Recreation Plan approved	Implement approved business plan. Initiate a sports forum with all stake holders
Athletics track	Fencing and Drainage levels at Alexandra Park athletic track	Commence construction	Construction in progress	Complete construction of athletic track	Construction of athletic track in progress	Completion of Athletic track with a management plan
Harry Gwala (Phase 2)	Harry Gwala sustainability Plan	Implement approved Sustainable Plan for Harry Gwala Stadium	Nil	Construct VOC, Dug outs(team shelter) and design for Phase 2	VOC, Dug outs completed	Source funding to implement Phase 2
MUFC	Training Venue for MUFC	N/A	N/A	Fence of Dare Osborn ground and rehabilitate pitch	Dare Osborn ground leveled and rehabilitating of pitch in progress	Fence ground and source funding for building a high performance centre
Pools	Build new pool in Edendale valley	N/A	N/A	Complete EIAs and design. commence with construction in Vulindlela	EIAs and part of the design phase completed	Commence construction Phase 1
Master plan	Master plan for Grading and Categorization of Venues	N/A	N/A	Engage a service provider to grade and categorize venues	Service Provider engaged and the process of grading and categorizing is ongoing	Rectify all the findings of the consultant's report

TABLE 151: EMPLOYEE: SPORT AND RECREATION					
Job Level	2013/2014	2014/2015			
	Employees No.	Posts No.	Employees No.	Vacancies (fulltime equivalents No.	Vacancies (as a % of total posts) %
A1-A4	22	44	22	22	50%
B1-B4	7	14	7	7	50%
C1-CU	7	12	9	3	25%
D1 –DU	1	1	1		
E1 – E2	-	-	-	-	-
F1 – F2	-	-	-	-	-
Total	**37**	**71**	**39**	**32**	**45%**

TABLE 152: FINANCIAL PERFORMANCE 2014/2015: SPORT AND RECREATION R'000					
Details	2013/2014	2014/2015			
	Actual	Original Budget	Adjustment Budget	Actual	Variances to Adjusted Budget %
Total Operational Revenue (excl. tarrifs)	**-775**	**-22,425**	**-26,807**	**-13,919**	**-48**
Expenditure:					
Employees	16,808	14,960	24,040	27,994	16
Repairs and Maintenance	1,191	634	10,808	10,698	-1
Other	38,771	29,339	37,667	44,089	17
Total Operational Expenditure	**56,770**	**44,933**	**72,515**	**82,781**	**14**
Net operational (Service) Expenditure	**55,995**	**22,508**	**45,708**	**68,862**	**51**

TABLE 153: CAPITAL EXPENDITURE: SPORT AND RECREATION R'000					
Details	2014/2015				
	Budget	Adjustment Budget	Actual Expenditure	Variances to Adjusted Budget %	Total Project Value
Total All	16,720	32,130	30,903	-4	
CNL - PARKS OFFICES - RESURFACE DRIVEWAY AND PARKING	500	85	78	-8	-
KZNS&R - SPORTS FACILITIES	150	150	0	100	-
CNL - ALEX PARK REVITALISATION MASTER	0	2,658	2,658	0	-
KZNS&R - MSUNDUZI ATHLETICS TRACK DOS & R	0	19	19	0	-
MIG - REGIONAL ATHLETICS TRACK	0	11,203	11,203	0	-
MIG - R/OVER MSUNDUZI ATHLETIC TRACK	0	748	0	100	-
CNL - PLANT AND EQUIPMENT (ESSENTIAL EQUIPMENT)	0	1,093	1,093	0	-
CNL - BRUSH CUTTERS X 90	540	0	0	0	-
CNL - BRUSH CUTTERS	250	500	500	0	-
CNL - SLASHER MOWERS	320	189	189	0	-
CNL - HYDRO MOWER	0	0	0	0	-
CNL - ALEX PARK REVITALISATION MASTER PLAN IMPLEMENTATION	500	0	0	0	-
CNL - BRUSH CUTTERS X 90	540	0	0	0	-
CNL - REPLACE SLASHER MOWERS X16	250	0	0	0	-
CNL - REPLACE HYDRO MOWER 3X3	320	0	0	0	-
CNL - FURNITURE	0	53	53	0	-
CNL - QUAD BIKES	0	148	148	0	-
CNL - MSUNDUZI REGIONAL ATHLETICS TRACK - ALEXANDRA PARK	10,200	12,464	12,464	0	-
CNL - GRADING AND CATEGORISATION OF VENUES	250	328	0	100	-
CNL - BUILD NEW POOL IN EDENDALE VALLEY	1,000	333	333	0	-
CNL - UPGRADE ELECTRONIC TIMING SYSTM ALEXANDRA POOL	200	0	0	0	-
MIG - BERG ST POOL REFURBISHMENT	0	1,963	1,963	0	-
MIG - REFUBISH PLANT ROOM AND BUILDING BERG STR POOL	2,000	0	0	0	-
CNL - RELOCATE PARKING AND ENTRANCE OLYMPIC POOL	200	275	275	0	-

COMMENT ON THE PERFORMANCE OF SPORT AND RECREATION OVERALL:

There as being a lack of maintenance due to the lack of funding. Athletic track is due to be completed in February 2016. Grading and Categorization of Venues are in progress.

3.11. LIBRARY

INTRODUCTION TO LIBRARIES

There are eleven libraries within the Msunduzi Municipal Library Services, the main Bessie Head Library and ten branch libraries. The Bessie Head Library has a wide range of resources including books, large-print books, newspapers and periodicals, audio-books, DVDs, videos, music CDs and scores, and CD ROMs for all age groups. Within the banch libraries: there are three large libraries, Northdale, Georgetown and Eastwood and five smaller ones, Ashburton, Woodlands, Sobantu , Ashdown and Alexandra Library. The branch libraries offer a smaller range of materials than is available at the main library but make every effort to meet the needs of the communities they serve. A limited Adult Reference service is available at Northdale, Georgetown and Eastwood libraries. Georgetown provides a study area and a Travelling Library service to schools.

During the last financial year all 11 libraries were maintained and some maintenance is still to be completed by the end of August 2015. A huge number of books were purchased which led to exceeding the expectations. Most of the vacant posts were advertised and filled. The three digitizations machine were bought and installed. The two new Mobile Libraries were also purchased and the new lifts were installed.

The tender processes towards building a new library in Imbali are carried through by SCM of Department of Arts and Culture.

SERVICE STATISTICS FOR LIBRARIES

1. Issue Statistics Total: 121 569
2. User Statistics Total: 535 780
3. Cataloguing Statistics Total: 137 648

TABLE 154: LIBRARIES POLICY OBJECTIVES TAKEN FROM IDP

Service Objectives	Outline Service Targets	2013/2014		2014/2015		2015/2016
Service indicators		Target	Actual	Target	Actual	Target
Libraries	Book purchasing	65000	150000	20000	68930	40000
Libraries	Digitization	N/A	N/A	N/A	3 digitizing machines were purchased.	500 articles digitized
Libraries	Renovations	7	9	10	11	5

TABLE 155: EMPLOYEE: LIBRARIES

Job Level	2013/2014	2014/2015			
	Employees No.	Posts No.	Employees No.	Vacancies (fulltime equivalents No.	Vacancies (as a % of total posts) %
A1-A4	0	1	-	1	100%
B1-B4	59	86	62	24	28%
C1-CU	14	25	14	11	44%
D1 –DU	3	6	5	1	16%
E1 – E2	-	-	-	-	-
F1 – F2	-	-	-	-	-
Total	**76**	**118**	**81**	**37**	**31%**

TABLE 156: FINANCIAL PERFORMANCE 2014/2015: LIBRARIES R'000

Details	2013/2014	2014/2015			
	Actual	Original Budget	Adjustment Budget	Actual	Variances to Adjusted Budget %
Total Operational Revenue (excl. tarrifs)	**-514**	**-30,948**	**-38,821**	**-31,706**	**-18**
Expenditure:					
Employees	21,354	22,523	22,946	30,144	31
Repairs and Maintenance	545	584	509	487	-4
Other	9,026	32,135	45,949	22,992	-50
Total Operational Expenditure	**30,925**	**55,242**	**69,404**	**53,623**	**-23**
Net operational (Service) Expenditure	**30,411**	**24,294**	**30,583**	**21,917**	**-28**

TABLE 157: CAPITAL EXPENDITURE: LIBRARIES R'000

Details	2014/2015				
	Budget	Adjustment Budget	Actual Expenditure	Variances to Adjusted Budget %	Total Project Value
Total All	0	9,823	8,355	-15	
PROV - LIFT INSTALLATION	0	1,500	1,495	-0.3	
PROV - BOOK SECURITY SYSTEM	0	1,367	1,367	0	
PROV - AIR CONDITIONERS	0	950	945	-0.1	
PROV - VACUUM CLEANERS	0	63	23	-63	
PROV - AUDIO VISUAL EQUIPMENT	0	593	193	-67	
PROV - COMPUTERS	0	166	166	0	
KZNPA DIGITISATION	0	2,892	2,314	-20	

TABLE 157: CAPITAL EXPENDITURE: LIBRARIES R'000					
Details	2014/2015				
	Budget	Adjustment Budget	Actual Expenditure	Variances to Adjusted Budget %	Total Project Value
PROV - FURNITURE	0	803	667	-17	
KZNPA - PURCHASE VEHICLES	0	1,486	1,180	-21	

COMMENT ON THE PERFORMANCE OF LIBRARIES

Book buying and renovations are ongoing projects. Preservation and digitization are major project that the library is embarking upon as they are falling within the Legal deposit collection which is prioritize as Generally Recognized Accounting Practice 103 (GRAP 103) that is OF heritagical value of the country. The expectations for 2014/15 were exceeded. Currently the library is focusing on fire protection of the legal deposit material and the process phase one of portioning stack areas has commenced.

4. COMPONENT D: FINANCIAL SERVICES

This component includes: Indigents (Free Basic Services), Financial Services and Supply Chain Management.

4.1. INDIGENTS (FREE BASIC SERVICES)

INTRODUCTION TO FREE BASIC SERVICES AND INDIGENT SUPPORT

Council receives Equitable Share to subsidise those who cannot afford to pay for the minimum needs in life. The objective in calculating the amount to be subsidised, must be to prevent an increasing balance on the account of an indigent as it will be difficult to recover the debt in a humanly way. According to the Municipal Systems Act 2000, Section 74(3) and 75(2) stipulates, "A tariff policy may differentiate between different categories of users/debtors."

Criteria for Approval:

1. That the gross household income for qualification as a registered Indigent be determined each year by Council in terms of the tariff register. Currently the threshold income is R3500.00
2. That the prescribed application forms be completed annually.

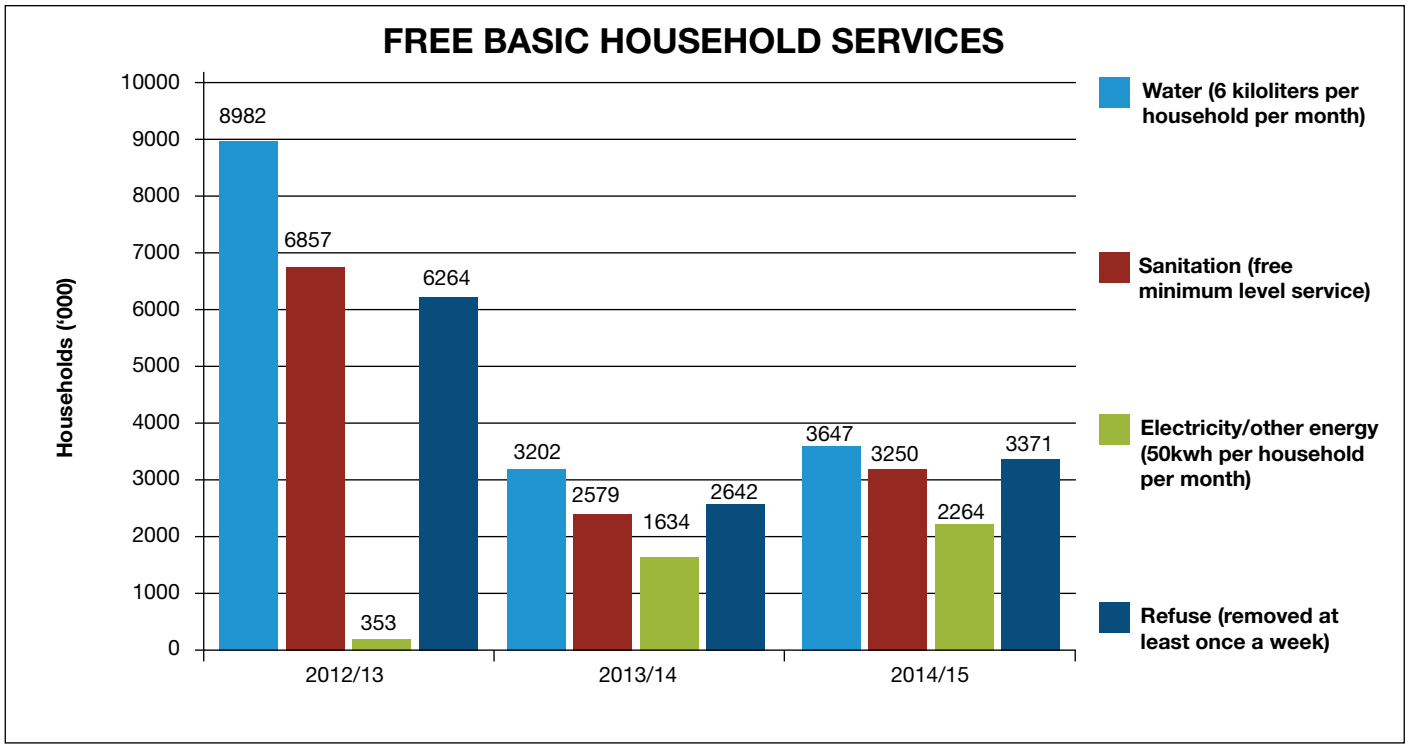

Note: The graph above is determined from the figures in the table below; which indicates the number of households between 2012/2013 and 2014/2015 financial years that received free basic water & electricity, and no charge for sanitation and refuse removal.

TABLE 158: FREE BASIC SERVICES TO LOW INCOME HOUSEHOLDS

	Number of households				
	Total	Households earning less than R1100.00 per month			
		Free basic water	Free basic sanitation	Free Basic Electricity	Free Basic Refuse
2012/2013	22456	8982	6857	353	6264
2013/2014	10057	3202	2579	1634	2642
2014/2015	12532	3647	3250	2264	3371

TABLE 159: FINANCIAL PERFORMANCE 2012/2013: COST TO MUNICIPALITY OF FREE BASIC SERVICES DELIVERED

Services Delivered	2013/2014	2014/2015			
	Actual	Budget	Adjustment Budget	Actual	Variance to Budget %
Water	1 911 771	2 496 044	-	2 169 230	326 814
Waste Water (Sanitation)	5 783 802	3 550 000	-	4 844 477	(1 294 477)
Electricity	717 402	0	-	1 776 902	Not a basic service therefore was not budgeted for
Waste Management (Solid Waste)	2 618 214	2 878 449	-	1 857 346	1 569 497
Total:	**11 031 189**	**8 924 493**	**-**	**10 647 955**	**(1 723 462)**

TABLE 160: FREE BASIC SERVICE POLICY OBJECTIVES TAKEN FROM IDP						
Service Objectives	Outline Service Targets	2013/2014		2014/2015		2015/2016
Service Indicators		Target	Actual	Target	Actual	Target
Indigent Policy	Indigent policy reviewed and adopted by the 30th of June Annually	Indigent policy reviewed and adopted by the 30th of June Annually	Indigent policy reviewed and adopted by the 30th of June 2014	Indigent policy reviewed and adopted by the 30th of June Annually	Indigent policy reviewed and adopted by the 30th of June 2015	Indigent policy reviewed and adopted by the 30th of June Annually
Indigent Register	Indigent register reviewed and adopted by the 30th of June Annually	Indigent register reviewed and adopted by the 30th of June Annually	Indigent register reviewed and adopted by the 30th of June 2014	Indigent register reviewed and adopted by the 30th of June Annually	Indigent register reviewed and adopted by the 30th of June 2015	Indigent register reviewed and adopted by the 30th of June Annually

COMMENT ON FREE BASIC SERVICES AND INDIGENT SUPPORT:

The equitable share received is used to fund Free Basic Services that is extended to all our customers who have been declared indigent who are earning below R3500.00 as determined by Council. Further to the free basic services , we are tryng to remove the burden from the indigent customers by reducing their amperage on the electricity they use to 20AMPS. We have started a project to replace all indigent customes meter with smart prepaid

Indigent policy refers to: people who are lacking the necessities of life such as sufficient water, basic sanitation, refuse removal, environmental health, basic energy, health care, housing, food and clothing. Spent on electricity for 2014/2015 was R1 776 902, spent on water 2014/2015 R2 169 230, spent on sewerage for 2014/2015 R4 844 477., spent on refuse 2014/2015 R1 857 346.

4.2. FINANCIAL SERVICES

INTRODUCTION TO FINANCIAL SERVICES

The Financial Services comprises with the following sections, namely:

- Budget & Treasury
- Expenditure
- Revenue Management
- Supply Chain Management

The National Key Performance Area for this business unit is a financial viability & management. Programmes pertaining to the sections are as follows:

- Budget & Treasury-Compliance and Annual Financial Statement
- Expenditure-Trade and Sundry Payments, Payment of all invoices within 30 days, management of general insurance fund, remuneration management
- Revenue Management-Credit Control and billing, policies
- Supply Chain-Supply chain management

The debt collection rate has improved, however is not ideal at this stage. A debt collection task team has been put together with a sole purpose of addressing collection challenges.

TABLE 161: DEBT RECOVERY R'000						
Details of the types of account raised and recovered	2012/2013		2013/2014		2014/2015	
	Actual for accounts billed in year	Proportion of accounts value billed that were collected in the year %	Actual for accounts billed in year	Proportion of accounts value billed that were collected in the year %	Actual for accounts billed in year	Proportion of accounts value billed that were collected in the year %
Property Rates	775 597	77	756 471	79	710 660	82
Electricity - B	334 468	92	361 827	92	301 871	82
Electricity - C	1881578	96	1 911036	96	1454384	96
Water - B	18 558	40	19 924	47	19 924	47
Water - C	745 425	70	864 818	73 3	490 722	74
Sanitation	187 717	76	202 011	77	144 359	75
Refuse	114 717	79	115 242	81	88 453	75
Other	78 269	64	65 595	52	73 219	57

- Electricity – B Consumption based charge * Water – B Consumption based charge
- Electricity – C Fixed Charge * Water – C Fixed Charge

COMMENT ON DEBT RECOVERY

Council has appointed a panel of 7 attorneys & 2 Debt Collectors to collect outstanding arrears from debtors. The MM has formed a Debt Recovery Task Team that meets every Tuesdays to discuss challenges with all relevant departments in terms of debt recovery. Our credit control policy reviewed annual to close the loop holes and any gaps that were identified during the past financial year. We have also improved our indigent registration in order to better manage the accounts of low income earners such that the income threshold was increased to R3500.00 so that the majority of the poorest of the poor are catered for and those who cannot afford to settle their debts in excess of the free basic service, their meters are being changed to prepaid.

TABLE 162: GRANT PERFORMANCE R'000					
Description	2012/2013	2013/2014	2014/2015 Variance		
	Actual	Actual	Original Budget	Adjustments Budget	Actual
OPERATING TRANSFER & GRANTS					
National Government	486,460,551	545,418,956	384 424 000	387 014 900	387 014 900
Equitable Share	338,903,000	354,313,000	373 541 000	373 541 000	373 541 000
Municipal Systems improvement	857,035	598,287	934 000	934 000	934 000
Department of water Affairs	0	6,249,990	-	-	-
Levy replacement	0	0	-	-	-
Other transfers/grants: Insert	146,700,516	184,257,679	9 949 000	12 539 900	12 539 900
Provincial Government	79,364,393	147,714,135	30 948 000	35 604 750	35 604 750
Health Subsidy	-2,416,750	5,074,000	-	-	-
Housing	0	12,424,094	7 722 000	12 024 750	12 024 750
Ambulance Subsidy	0	0	-	-	-
Sports and Recreation Protection	1,377,671	2,563,479	-	-	-
Other transfers/grants: Insert	80,403,472	127,652,562	23 226 000	23 580 000	23 580 000
District Municipality	-	-	-	-	-
Other grant providers	644,761	1,171,524	-	-	-
TOTAL	**566,469,705**	**694,304,615**	**415 372 000**	**422 619 650**	**422 619 650**

COMMENT ON GRANTS:

These are operational grants; housing accreditation grant is also classified as operational. Operational grant funding is gradually going down when compared to the two previous financial years.

TABLE 163: GRANTS RECEIVED FROM SOUCES OTHER THAN DIVISION OF REVENUE ACT (DORA)						
Details of Donor	Actual Grant 2012/2013	Actual Grant 2013/2014	2014/2015 Municipal Contribution	Date Grant terminates	Date Municipal contribution terminates	Nature and benefit from the grant received, inc description of any contributions in kind
Parastatals						
Nil	Nil	Nil	Nil	Nil	Nil	Nil
Foreign Government / Development Aid Agencies						
Nil	Nil	Nil	Nil	Nil	Nil	Nil
Private Sector / Organizations						
Cemetery Trust	434,128	Nil	Nil	2013	Nil	This was a trust that was received for the cemetery formed for the cemeteries
Youth Advisory Centre	0	89,580	Nil	2014	Nil	Funds received for the youth advisory centre
Q Dot Pharma	Nil	40,123	Nil	2014	Nil	Funds received for wards 3,5,6

COMMENT ON CONDITIONAL GRANTS AND GRANT RECEIVED FROM OTHER SOURCES:

No grants received other than DORA related in 2014/15.

TABLE 164: FINANCIAL SERVICE POLICY OBJECTIVES TAKEN FROM IDP						
Service Objectives	Outline Service Targets	2012/2013		2013/2014		2014/2015
Service indicators		Target	Actual	Target	Actual	Target
Remuneration Management.	Random Audit of Staff. All staff on payroll sign registers of verification once a year.	100% Verification	100% Verification	100% Verification	100% Verification	100% Verification
Management of General Insurance Fund.	Management of claims by ensuring that all claims honored are valid.	100% of claims are fully assessed.	100% of claims are fully assessed.	100% of claims are fully assessed.	100% of claims are fully assessed.	100% of claims are fully assessed.
Financial viability and sustainability	Credit Control Policy	Review of Credit Control Policy	Approved Credit Control Policy	Review of Credit Control Policy	Approved Credit Control Policy	Review of Credit Control Policy
Financial viability and sustainability	Indigent Policy	Review of Indigent Policy	Approved Indigent Policy	Review of Indigent Policy	Approved Indigent Policy	Review of Indigent Policy
Financial viability and sustainability	Rates Policy	Review of Rates Policy	Approved Rates Policy	Review of Rates Policy	Approved Rates Policy	Review of Rates Policy

TABLE 164: FINANCIAL SERVICE POLICY OBJECTIVES TAKEN FROM IDP						
Service Objectives	Outline Service Targets	2012/2013		2013/2014		2014/2015
Service indicators		Target	Actual	Target	Actual	Target
Payment of Invoices from Suppliers within 30 days from date of receipt of invoice.	90% of all creditors must be paid within 30 days from date of receipt of invoice by Expenditure Management unit from suppliers by the 30th of June 2015	100% of Invoices must be paid within 30 days.	95% of Invoices are paid within 30 days	90% of all creditors must be paid within 30 days from date of receipt of invoice by Expenditure Management unit from suppliers by the 30th of June 2015	91% of all creditors must be paid within 30 days from date of receipt of invoice by Expenditure Management unit from suppliers by the 30th of June 2015	90% of all creditors must be paid within 30 days from date of receipt of invoice by Expenditure Management unit from suppliers by the 30th of June 2016

TABLE 165: EMPLOYEE: FINANCE BUSINESS UNIT					
Job Level	2013/2014	2014/2015			
	Employees No.	Posts No.	Employees No.	Vacancies (fulltime equivalents No.	Vacancies (as a % of total posts) %
A1-A4	5	10	5	5	50%
B1-B4	111	208	110	98	47%
C1-CU	23	35	28	7	20%
D1 –DU	16	20	17	3	15%
E1 – E2	4	4	4	0	0%
F1 – F2	1	1	1	0	0%
Total	**160**	**278**	**165**	**113**	**41%**

TABLE 166: FINANCIAL PERFORMANCE 2014/2015: FINANCIAL SERVICES R'000					
Details	2013/2014	2014/2015			
	Actual	Original Budget	Adjustment Budget	Actual	Variances to Budget%
Total Operational Revenue (excl. tariffs)	**5,317**	**5,964**	**6,142**	**8,238**	**34.13%**
Expenditure:					
Employees	74,158	74,934	95,218	85,890	-9.80%
Repairs and Maintenance	990	1,546	3,576	3,173	-11.27%
Other	69,000	75,576	91,631	85,714	-6.46%
Total Operational Expenditure	**144,148**	**152,056**	**190,425**	**174,777**	**-8.22%**
Net operational (Service) Expenditure	**138,831**	**146,092**	**184,283**	**166,539**	**-9.63%**

TABLE 167: CAPITAL EXPENDITURE: FINANCIAL SERVICES R'000					
Details	2014/2015				
	Budget	Adjustment Budget	Actual Expenditure	Variances from original Budget %	Total Project Value
Total All	**850**	**19,913**	**19,899**	**-0.07%**	
Financial System	0	14,610	14,606	-0.03%	+-90000
Fuel Management System	0	3,238	3,230	-0.25%	3230
Plant and Equipment	850	938	937	-0.11%	937
Furniture	-	384	384	0.00%	384
Stores Roof Replacement	-	743	742	-0.13%	742

COMMENT ON THE PERFORMANCE OF FINANCIAL SERVICES OVERALL:

The process leading to the approval of the budget was in line with the approved budget process plan. Budget was adopted within MFMA timeframe and approved budget was informed by Long-Term Financial Plan (LTFP). All relevant budgets related policies are in place and some of the critical procedure manuals were adopted during the year. Staff shortages/vacancies were also addressed within the financial year.

4.3. SUPPLY CHAIN MANAGEMENT

INTRODUCTION TO SUPPLY CHAIN MANAGEMENT

The Msunduzi Municipality's Supply Chain Management unit is a support function for all business units within the council to ensure provision of efficient, transparent, fair, equitable and cost effective procurement services hence assisting the business units to implement their service delivery priorities.

KEY FOCUS AREAS FOR 2014/2015 FINANCIAL YEAR

MONITORING AND CONTRACT MANAGEMENT

In terms of section 116 (2) of the MFMA the accounting officer of a municipality must -

"Take all reasonable steps to ensure that a contract or agreement procured through the supply chain management policy of the municipality or municipal entity is properly enforced; monitor on a monthly basis the performance of the contractor under the contract or agreement; establish capacity in the administration of the municipality to assist the accounting officer in carrying out the duties and to oversee the day-to-day management of the contractor under the contract or agreement;" therefore we have established a Contract management Office(monitoring) within the Supply chain management unit in order to adhere to the above act.

These are activities of the contract management Monitoring Section:

- All contracts are monitored, by having regular sites visits and attending monthly site progress meetings.
- Monitoring of expenditure on supplies and services contract.
- Monitoring and rotating of contracts with panel of contractors to ensure equal distribution amongst the prospective suppliers.
- Verifying variation Orders on projects by Project managers and recommend to the Bid Evolution committee.

Challenges

- There are challenges in Integrating of project management and Contract management.

SUPPLIERS DATABASE & INFORMATION MANAGEMENT

- The database system has been given much needed attention in light of the migration to SAP system.
- Currently the INTENDA files in vendor data was recently analyzed utilizing the TransUnion vetting system to match with our Vendor master file to ensure that duplication and redundant files were cleaned accordingly ensuring that when credit payment information is uploaded it links to authentic vendor information.
- The exercise of data clean-up was also conducted in light of regulation 44.

SERVICE STATISTICS FOR SUPPLY CHAIN MANAGEMENT

12 Monthly reports on tenders awarded were submitted during the year 2014/2015 financial year. Four hundred and eighteen (418) requests (> R30 000 and > 200 000) were received by Supply Chain Management, two hundred and ninety nine (299) requests were finalized and awarded, two hundred and thirty three (233) awards were made to Pietermaritzburg service providers and or Suppliers, eighty (80) tenders and quotations were cancelled for various reasons, thirty nine (39) are still within the tender process, four (4) objections were received and were resolved; and there was no court interdict received.

LONG TERM CONTRACTS AND PUBLIC PRIVATE PARTNERSHIPS

TABLE 168: LONG TERM CONTRACTS (20 LARGEST CONTRACTS ENTERED INTO 2014/15)
R' 000

Name of Service Provider (Entity or Municipal Department)	Description of Services Rendered by the Service Provider	Start Date of Contract	Expiry date of Contract	Project manager	Contract Value
DEVELOPMENT BANK OF SOUTHERN AFRICA	PROPOSAL CALL FOR A R250 MILLION LONG-TERM DEBT FACILITY PROVISION FOR THE MSUNDUZI MUNICIPALITY FOR ELECTRICAL INFRASTRUCTURE -CAPITAL EXPENDITURE	14/01/2015	13/02/2025	FINANCE BONGANI NGOBESE	RATE BASED
CATERPILLAR TRADING	SUPPLY AND INSTALLATION OF NEW PALISADE FENCING TO VACANT SITES TO BE USED AS A COMMUNITY CENTRE AT WARD 3 (ENQABENI AND WARD 28 LOTUS PARK, NORTHDALE)	01/12/2014	28/02/2015	BUKELANI MBHELE	R 1 269 000.00
TUSCAN MOOD 1113 CC T/A MEDIA COM SA	MEDIA HOUSE TO PRODUCE AND DISTRIBUTE NEWSPAPER	2015/01/05	30/04/2018	MARKETING THOBEKA MAFUMBATHA	R 4 618 800.00
MOVE-ON UP 111 CC T/A CONSTRUCTION & PLANT	UPGRADING OF NEW ENGLAND LANDFILL SITE	14/11/2014	30/05/2015	ISF-LANDFILL SITE RAMU RAGHUNANDAN	R 7 692 103.00
SERENITY FINANCIAL SERVICES CC	PROPOSAL CALL FOR THE PROVISION OF SHORT TERM INSURANCE BROKING SERVICES FOR THE MSUNDUZI	13/01/2015	12/01/2018	INSURANCE/ SIPHO NXUMALO	R 1 666 009.13

TABLE 168: LONG TERM CONTRACTS (20 LARGEST CONTRACTS ENTERED INTO 2014/15) R' 000					
Name of Service Provider (Entity or Municipal Department)	Description of Services Rendered by the Service Provider	Start Date of Contract	Expiry date of Contract	Project manager	Contract Value
FYNNS CONSTRUCTION	UPGRADE OF LESTER BROWN & THOMAS WATKINS ROAD	03/06/2015	02/09/2016	ISF_ROADS KIM MEATHER	R20 066 946.54
UGESI CONTRACTORS	UPGRADE OF BERG STREET SWIMMING POOL	02/03/2015	02/07/2015	ISF-MAINTENANCE	R 2 283 790.00
SANDAKAHLE TRADING 01 CC XOLISISIZWE TRADING AND PROJECTS TRIPPLE NINETRADING (PTY) LTD EKHWESI BUSINESS SOLUTIONS (PTY) LTD	APPOINTMENT OF A SERVICE PROVIDER TO PROVIDE PROFESSIONAL EVENT MANAGEMENT SERVICES TO THE MSUNDUZI MUNICIPALITY	17/11/2014	16/11/2015	IDP/SIWELILE ZIMU	RATE BASED
BYTES MANAGED SOLUTION	SPECIALISED CONTRACT MAINTANANCE AND SUPPORT FOR ALCATEL OMNI PABX ENTERPRISE	23/03/2015	23/03/2018	ICT / XOLILE NGEBULANA	RATE BASED
	SUPPLY AND DELIVERY OF MOBILE LIBRARY UNITS	17/03/2015	16/03/2018	ISF_FLEET / MTHANDENI NGCOBO	R 1 180 200.00
KONE ELEVATORS	INSTALLATION OF LIFT AND GOOD HOIST AT BESSIE HEAD LIBRARY	02/03/2015	01/08/2015	ISF-BUILDINGS/ EMMANUEL MAKHAYE	R1 400 000.00
JACKSONS CLEANING SERVICES	GENERAL CLEANING OF FREEDOM SQUARE TAXI RANK	23/03/2015	23/03/2018	ISF-BUILDINGS	R2 978 820.00
PARADOX YOUNG AND ASSOCIATES AKHA IZWE CONSULTANTS CC NCM QUANTITY SURVEYORS	PROVISION OF AD-HOC PROFESSIONAL QUANTITY SURVEYING SERVICES	18/05/2015	17/05/2018	ISF- BUILDING	RATE BASED
EXIGO SUSTAINABILITY (PTY) LTD. SIVEST SA (PTY) LTD GIBB (PTY) LTD LIDWALA CONSULTING ENGINEERS (SA) PTY LTD HESQ CONSULTANTS (PTY) LTD	PROVISION OF AD-HOC PROFESSIONAL ENVIRONMENTAL (EIA) SERVICES	18/05/2015	17/05/2018	ISF- BUILDING	RATE BASED
RUBEN REDDY ARCHITECTS CC	PROVISION OF AD-HOC PROFESSIONAL ARCHITECTURAL SERVICES	18/05/2015	17/05/2018	ISF- BUILDING	RATE BASED
GNS CIVILS	UPRADING OF GRAVEL ROADS-EDENDALE, WARD 12 MOSCOW AREA ROADS: B34	03/08/2015	03/02/2016	ISF-ROADS	R 2 364 975
ZETHEMBE MAINTANANCE AND GENERAL SERVICES	COMPLETION CONTRACT FOR THE CONSTRUCTION OF MOSES MABHIDA MULTI PURPOSE CENTRE	22/04/2015	22/10/2015	ISF-BUILDINGS	R12 736 206.83
DECK, STEEL & CONCRETE CC	UPGRADING OF ESIGODINI ROADS FROM GRAVEL TO SURFACE (NTOMBELA, DR NKOSI & MPUNGOSE), IN WARD 12,	25/05/2015	24/01/2016	ISF-ROADS	R 9 207 162.69
ROYAL HASKONING DHV	PROPOSAL CALL FOR THE PREPARATION OF THE AIRPORT PRECINCT AND MANAGEMENT PLAN FOR THE PIETERMARITZBURG AIRPORT AND SURROUNDS MSUNDUZI MUNICIPALITY	18/05/2015	31/12/2016	ISF-BUILDINGS	R1 207 899.00
CSX CUSTOMER SERVICES (PTY) LTD	SUPPLY, DELIVERY, INSTALLATION, COMMISSSIONING AND MAINTENANCE OF THREE PERIODICAL MATERIAL OR BOOK SCANNERS FOR THE BESSIE HEAD LIBRARY, PIETERMARITZBURG.	18/05/2015	17/05/2018	LIBRARY	R2 330 250.00

TABLE 169: PUBLIC PRIVATE PARTNERSHIPS ENTERED INTO 2014/15 R' 000					
Name And Description Of Project	Name Of Partner(S)	Initiation Date	Expiry Date	Project Manager	Value 2014/15
No Public Private Partnerships entered into in 2014/2015.	N/A	N/A	N/A	N/A	N/A

TABLE 170: SUPPLY CHAIN MANAGEMENT POLICY OBJECTIVES TAKEN FROM IDP						
Service Objectives	Outline Service Targets	2013/2014		2014/2015		2015/2016
Service indicators		Target	Actual	Target	Actual	Target
Annual review of SCM Policy	Submission of reviewed SCM policy to SMC on 28 February 2015 to SMC	Submission of reviewed SCM policy to SMC on 30 October 2013	Policy submitted to SMC on 5 December 2013	Submission of reviewed SCM policy to SMC on 28 February 2015	SCM Policy submitted to SMC on 28 February 2015	Submission of reviewed SCM policy to SMC on 28 February 2016
Submission of the procurement plan	Submission of the annual procurement plan to SMC by 30 June 2015	Submission of the annual procurement plan to SMC by 30 June 2014	Annual procurement plan submission delayed by the late submissions from the end user	Submission of the annual procurement plan to SMC by 30 June 2015	Procurement plan submitted in July due to late submission by the end user	Submission of the annual procurement plan to SMC by 30 June 2016
Quarterly reports on implementation of the procurement plan	Submission of quarterly report on the implementation of the procurement plan to SMC	Submission of quarterly report on implementation of the procurement plan to SMC on quarterly basis	submitted quarterly to SMC	Submission of quarterly report on implementation of the procurement plan to SMC on quarterly basis	Quarterly reports submitted to SMC	Submission of quarterly report on the implementation of the procurement plan to SMC
Monitoring of irregular expenditure quarterly report	Submission of quarterly report of irregular expenditure to SMC	Submission of quarterly report of irregular expenditure to SMC	Report submitted to SMC	Submission of quarterly report of irregular expenditure to SMC	Report submitted to SMC	Submission of quarterly report of irregular expenditure to SMC
Monthly report on Tenders awarded, deviations and inventory management	Submission of Monthly report on Tenders awarded, deviations and inventory management to OMC	Submission of Monthly report on Tenders awarded, deviations and inventory management to OMC	Reports submitted monthly to OMC	Submission of Monthly report on Tenders awarded, deviations and inventory management to OMC	Report submitted to OMC	Submission of Monthly report on Tenders awarded, deviations and inventory management to OMC
Monthly report on contract management	Submission of monthly contract management report to SMC	Submission of monthly contract management report to SMC	Monthly report submitted to SMC	Submission of monthly contract management report to SMC	Monthly report submitted to SMC	Submission of monthly contract management report to SMC
Annual stock take report	Submission of annual stock take report to SMC on 15 July 2015	Submission of annual stock take report to SMC on 15 July 2015	Report submitted to SMC	Submission of annual stock take report to SMC on 15 July 2014	Report submitted to SMC	Submission of annual stock take report to SMC on 15 July 2016

SUPPLY CHAIN MANAGEMENT IMPLEMENTATION CHECKLIST

TABLE 171: IMPLEMENTATION CHECKLIST	
Supply Chain Management	
Municipality Details	Answers
Name of Municipality	KZ225 Msunduzi
Contact Person (name):	Dudu Gambu
Email address:	dudu.ndlovu@msunduzi.gov.za
Phone:	033 392 2472
Name of the Head of the SCM Unit (if different to above):	N/A

TABLE 172:					
Question		Answer	Comment on progress	Date for completion	Official(s) responsible
1	Has the Council adopted a SCM policy in terms of SCM regulation 3?	Yes	N/A	N/A	Head: SCM
2	How many staff is employed by the SCM Unit? (show full time staff equivalent, a person shared with another function or working part-time on SCM is shown as a fraction)	54	34 of the 55 employees are from the stores which includes a majority of general workers and petrol attendants	N/A	N/A
2.1	How many positions are unfilled, i.e. waiting for an appointment? (full time equivalent)	47	47 post still vacant the effort of filling them is being undertaken by HR	2015/16	DMM:CS
2.2	Has a job description been developed for each position within the SCM Unit?	Yes	N/A	N/A	N/A

TABLE 172:					
	Question	Answer	Comment on progress	Date for completion	Official(s) responsible
3	Has a detailed implementation plan for SCM been developed?	Yes	N/A	N/A	Head: SCM
3.1	If "YES", is progress regularly measured against the implementation plan?	Yes	Progress on the Procurement Plan is updated monthly	N/A	Head: SCM
4	Is a report on the implementation of the SCM Policy provided to the mayor (within 10 days of the end of each quarter (reg 6(3))	Yes	N/A	N/A	Head: SCM
5	SCM Processes:				
5.1	Is the necessary needs assessment undertaken before each acquisition?	Yes	N/A	N/A	Manager Demand and acquisition
5.2	Are preferential policy objectives identified to be met through each contract?	Yes	N/A	N/A	Manager: Contract Management
5.3	Is the performance of vendors regularly monitored?	Yes	Monthly assessments are done by the monitoring officer and reported to Council on a quarterly basis	N/A	Monitoring officer
5.4	Are SCM processes independently monitored to ensure the SCM policy is followed and desired objectives achieved?	Yes	N/A	N/A	IA
6	Are the threshold values contained in the SCM Policy aligned with the values stipulated in regulation 12?	Yes	N/A	N/A	N/A
6.1	If "NO" are the values contained in the SCM Policy higher than that stipulated in regulation 12?	NO	N/A	N/A	N/A
7	Do municipal bid documents comply with MFMA Circular No 25?	Yes	N/A	N/A	SCM Practitioners
8	Do municipal bid documents include evaluation criteria for use by the bid evaluation and adjudication committees?	Yes	N/A	N/A	Manager: Contract Management
9	Regulation 46 requires the SCM Policy to establish a code of conduct.				
9.1	Is the Code of Conduct issued by NT in MFMA Circular No 22 utilized?	Yes	N/A	N/A	Head: SCM
9.2	Are measures in place to ensure all SCM practitioners are aware of the SCM code of conduct?	Yes	All practitioners have signed the code of conduct.	N/A	Head: SCM
10	Are all delegations in terms of SCM roles and responsibilities in writing (other than delegations contained in the SCM Policy)?	Yes	SCM Delegations adopted by Council	31/10/2014	CFO
11	Prior to making an award above R30 000 the municipality or municipal entity must check with SARS whether that persons tax matters are in order (reg 43 and MFMA Circular No 29). Is this being complied with?	Yes	N/A	N/A	SCM Practitioners
12	Please confirm if records are kept of the following:				
12.1	Petty cash purchases?	Yes	Creditors department are the custodian of these records	N/A	Creditors Manager
12.2	Written or verbal quotations received and awards made?	Yes	Creditors department are the custodian of these records	N/A	Creditors Manager
12.3	Tenders and all other bids received and awards made?	Yes	Tenders records are kept at SCM offices	N/A	Manager Demand and acquisition
13	Are all invitations for bids above R30 000 advertised for at least 7 days on the website and official notice board? (reg 18(a))	Yes	N/A	N/A	SCM Practitioners
13.1	In addition, are all invitations for competitive bids publically advertised in newspapers commonly circulating locally? (reg 22(1))	Yes	N/A	N/A	SCM Practitioners
14	Is the "list of accredited prospective providers" required by regulation 14 updated at least quarterly?	Yes	N/A	N/A	Manager: Demand and acquisition
15	Is there a database established to record redundant and obsolete store items?	Yes	N/A	N/A	Logistics Manager
16	Are debriefing sessions held with unsuccessful bidders?	No	Written regret letters are sent and on request meetings are held.	N/A	SCM Practitioners
17	Training SCM practitioners				
17.1	Has a training strategy for SCM practitioners been developed?	Yes	N/A	N/A	HR
17.2	What is the 2013/2014 budget for the training of SCM practitioners?		R135 000.00	N/A	N/A

TABLE 172:						
		Question	Answer	Comment on progress	Date for completion	Official(s) responsible
	17.3	Has the municipality or entity used an outsourced training provider for SCM, other than SAMDI?	Yes	SCM35 of 14/15 Bantu Banye Skills	N/A	N/A
	17.4	If "yes" to 17.3 please list below the names of training provider(s) used to date (expand this box if necessary)		University of Pretoria, Wits University	N/A	N/A
	17.5	Indicate the number of officials who have attended the SCM training conducted by SAMDI?		None	N/A	N/A
	17.6	Indicate the number of officials who have attended SCM training conducted by training providers other than SAMDI?		28	N/A	N/A
18		Has as SCM procedure manual been developed to assist officials implement the SCM policy, consistent with the MFMA, regulations, circulars and the Accounting Officers Guidelines?	Yes	N/A	N/A	N/A
19		Bid Committee membership:				
	19.1	Does the Bid Specification Committee membership comply with regulation 27?	Yes	N/A	N/A	N/A
	19.2	Does the Bid Evaluation Committee membership comply with regulation 28?	Yes	N/A	N/A	N/A
	19.3	Does the Bid Adjudication Committee membership comply with regulation 29?	Yes	N/A	N/A	N/A
	19.4	Has regulation 29(4), which stipulates that a member of a bid evaluation committee or an advisor may not be a member of a bid adjudication committee, been breached?	No	N/A	N/A	N/A
20		Procurement of IT related goods and services:				
	20.1	Are you aware that SITA can assist with the procurement of IT related goods and services (regulation 31)	Yes	N/A	N/A	N/A
	20.2	Have you utilized this facility before?	Yes	N/A	N/A	N/A
21		Does the SCM Policy provide for an effective system of risk management for the identification, consideration and avoidance of potential risks in the SCM system? (reg 41(1))	Yes	N/A	N/A	N/A

PERFORMANCE MANAGEMENT OF CONTRACTS FOR THE PERIOD 1 JULY 2014 – 30 JUNE 2015

In terms of section 116 (2) of the MFMA the accounting officer of a municipality must - "Take all reasonable steps to ensure that a contract or agreement procured through the supply chain management policy of the municipality or municipal entity is properly enforced; monitor on a monthly basis the performance of the contractor under the contract or agreement; establish capacity in the administration of the municipality to assist the accounting officer in carrying out the duties and to oversee the day-to-day management of the contractor under the contract or agreement;"

In order to fulfill the requirements of the legislation quoted above the Supply chain Management unit prepares a monthly report on the Performance of all suppliers. This report is tabled at the Strategic Management Committee on a monthly basis thereafter it is forwarded to the other portfolio committees before it is tabled at Council.

The table overleaf indicates a schedule summarizing the performance of all contracts on a monthly basis that the municipality entered into that are over the amount of R200 000. 00. The table also does not include any information pertaining to annual supply contracts.

TABLE 173: MSUNDUZI MUNICIPALITY SUPPLY CHAIN MANAGEMENT UNIT - SERVICE PROVIDERS MONTHLY MONITORING OF PERFORMANCE REPORTS 1 JULY 2013 – 30 JUNE 2014			
No.	DESCRIPTION	CONTRACT 'S NAME	STATUS
JULY 2014 - REPORT			
SCM 45 OF 13/14	APPOINTMENT OF A PANEL OF FORENSIC INVESTIGATORS / COMPUTER FORENSIC EXPERTS.	PHUMLANI MKHIZE AND ASSOCIATES	According to the Project Manager, Mr. Mahlaba he is happy with the service of the company. The performance is of high good quality.
SCM 45 OF 13/14	APPOINTMENT OF A PANEL OF FORENSIC INVESTIGATORS / COMPUTER FORENSIC EXPERTS.	GOVERT VETTEN FORENSIC INVESTIGATOR	According to the Project Manager, Mr. Mahlaba he is happy with the service of the company. The performance is of high good quality.
SCM 56 OF 13/14	CIVIL ENGINEERING SERVICES FOR UPGRADING OF LANDFILL SITE	ENVITECH SOLUTIONS (PTY) LTD	The project commenced, the document SCM 08 OF 14/15 has been advertised, tender briefing is on 08 August 2014 and the closing date is 15 August 2014.

TABLE 173: MSUNDUZI MUNICIPALITY SUPPLY CHAIN MANAGEMENT UNIT - SERVICE PROVIDERS MONTHLY MONITORING OF PERFORMANCE REPORTS 1 JULY 2013 – 30 JUNE 2014

No.	DESCRIPTION	CONTRACT 'S NAME	STATUS
SCM 61 OF 13/14	REALIGNMENT AND WIDENING OF THWALA ROAD	BR TSIMA AND MASIQHAME JV	The contractor is experiencing some difficulties in allocating Telkom and Eskom services. Road clearing is 100% completed. Setting out of stormwater drainage is at 65%. Pipes (200 x 5 diameters) are onsite but due to services, they cannot lay pipes until all services are identified and moved accordingly. From the 14th of August the company will busy with layer works and G2 and G5 will also be delivered. A query / complaint received from the member of the community claiming that the land where the site is erected belongs to him. After intervention of SCM, the issue has been resolved after establishing that the site belongs to Msunduzi Municipality. The project is progressing well and the performance is satisfactory.
SCM Q6 OF 13/14	REPAIRS AND MAINTENANCE TO FOUNTAINS	INGWENYA YAMASHELEMBE	The pumps are repaired and fitted that were affected at the fountains; the fountains are running but only on one stage. The technician is fine tuning the settings to make all the stages play accordingly.
E25 OF 2014	SUPPLY AND SERVICES CONTRACT NO E25 OF 2013 MAINTENANCE AND REPAIRS TO LOW AND MEDIUM VOLTAGE SWITCHGAEAR TRANSFORMERS AND ECCESSORIES	UKUKHANYA	The service provided is doing a good job in most items that were bided for, except painting of substations and mini substations. The Electricity department is not happy with job done. The sub stations have been visited by the monitoring office and the meeting with the service provider will scheduled during May to try and resolve all the outstanding issues of painting of substation.
SCM 3 of 13/14	Training on environmental practice NQF level 3	Job Africa	This training started in April and will end in December 2014 and the business Unit HR is happy with the performance of the service provider
SCM 11 of 13/14	Leasing of Tourism Hub	T.Z Dayanand c/o Coconut Groove	Coconut grove -is busy setting up seats for the restaurant
		Gijima Printers	Gijima Printers- there are technical issues regarding the space and but the business unit is busy resolving those issues with Gijima Printers
		Mcunuka Trading	Mcunuka Trading- has cancel their offer
		Xolisizwe trading and Project cc	Xolisizwe- is currently the only tenant
		Small Enterprise development Agency (SEDA)	Small enterprise- is busy finalizing the lease
		City of Choice Travel and Tours	SEDA- is currently waiting for their head office to finalize and approve their lease
SCM 19 of 13/14	Manufacture , supply and delivery of traffic signal controllers	Syntell (pty) Ltd	all 18 Traffic signal controllers were received in the first week of July they met the specification from the transportation Unit and they are currently stored at the Municipal Stores
SCM 30 of 13/14	Supply and delivery of Traffic signal within PMB	Zama Traffic Signal	All four (4) traffic signals have been installed but are not yet commissioned, it is anticipated that three (3) of them will be commissioned on 02/08/2014 and the last one will be commissioned on 14/08/2014 however they were delays such as late approval of Wayleaves and the NUMSA strike which caused the delay in the manufacturing and delivery of controllers of traffic signals
SCM 34 of 13/14	Publicity House revamp	Gonal Construction	On this Contract Ablution block is complete they just need to do snags, they have started with the painting of the facade, fascia boards and barge boards, replacement of windows is complete, the bell tower is still under works. Overall the project is 85% complete.
SCM 38 of 13/14	Training service provider-Horticulture NQF2	BC Landscapers	This training started in May 2014 and will finish in March 2015 and the Business Unit HR is happy with the performance of the service provider
SCM 42 of 13/14	Hollingwood Housing Project 1000 units	Mabune Consulting	The consultant is currently finalizing prefeasibility application for submission to Provincial Department of Human Settlement for approval, it should be finalized within 6 months from date of award as per conditions of this contract
SCM 46 of 13/14	Provision of Bus service for the Mayoral special programmes and projects	Soobhug's Bus Service cc	The programme from the Mayor's office has been submitted to SCM- monitoring office. The service provider is happy with outstanding follow-ups that were done by SCM thus far and the performance is going according to the contract. No complaints received after the intervention of SCM, both parties are happy.
AUGUST 2014 - REPORT			
SCM 38 of 13/14	TRAINING SERVICE PROVIDER-HORTICULTURE NQF2	BC LANDSCAPERS	This training started in May 2014 and will finish in March 2015 and according to the project manager the performance of the service provider is good.
SCM 41 OF 13/14	AUDIT OF MSUNDUZI REPORTS	SIYAZAMA CONSULTING	According to the Project Manager, Mr. Mahlaba he is happy with the service of the company. The performance is of high good quality.
SCM 42 of 13/14	HOLLINGWOOD HOUSING PROJECT 1000 UNITS	MABUNE CONSULTING	The consultant is currently finalizing prefeasibility application for submission to Provincial Department of Human Settlement for approval, it should be finalized within 6 months from date of award as per conditions of this contract

TABLE 173: MSUNDUZI MUNICIPALITY SUPPLY CHAIN MANAGEMENT UNIT - SERVICE PROVIDERS MONTHLY MONITORING OF PERFORMANCE REPORTS 1 JULY 2013 – 30 JUNE 2014

No.	DESCRIPTION	CONTRACT 'S NAME	STATUS
SCM 45 OF 13/14	APPOINTMENT OF A PANEL OF FORENSIC INVESTIGATORS / COMPUTER FORENSIC EXPERTS.	GERHARDUS MARITHINUS CLOETE	According to the Project Manager, Mr. Mahlaba he is happy with the service of the company. The performance is of high good quality.
SCM 45 OF 13/14	APPOINTMENT OF A PANEL OF FORENSIC INVESTIGATORS / COMPUTER FORENSIC EXPERTS.	COMPUTER SECURITY AND FORENSIC SOLUTIONS	According to the Project Manager, Mr. Mahlaba he is happy with the service of the company. The performance is of high good quality.
SCM 45 OF 13/14	APPOINTMENT OF A PANEL OF FORENSIC INVESTIGATORS / COMPUTER FORENSIC EXPERTS.	PHUMLANI MKHIZE AND ASSOCIATES	According to the Project Manager, Mr. Mahlaba he is happy with the service of the company. The performance is of high good quality.
SCM 45 OF 13/14	APPOINTMENT OF A PANEL OF FORENSIC INVESTIGATORS / COMPUTER FORENSIC EXPERTS.	GOVERT VETTEN FORENSIC INVESTIGATOR	According to the Project Manager, Mr. Mahlaba he is happy with the service of the company. The performance is of high good quality.
SCM 46 of 13/14	PROVISION OF BUS SERVICE FOR THE MAYORAL SPECIAL PROGRAMMES AND PROJECTS	SOOBHUG'S BUS SERVICE CC	The project is going well, no queries has been received yet from both Council and the Service provider.
SCM 56 OF 13/14	CIVIL ENGINEERING SERVICES FOR UPGRADING OF LANDFILL SITE	ENVITECH SOLUTIONS (PTY) LTD	The project commenced and is in the award stage.
SCM 61 OF 13/14	REALIGNMENT AND WIDENING OF THWALA ROAD	BR TSIMA AND MASIQHAME JV	The project has commenced and is on -going satisfactory. Site establishment is at 100%, road clearance and Top soil stripping are both at 100% completed. Box cut is at 33%. The way leaves from Telkom has been received, however due care must be taken as there exists fibre optic lines with the proposed road widening. The performance is high good quality.
SEPTEMBER 2014 - REPORT			
SCM 42 OF 13/14	HOLLINGWOOD HOUSING PROJECT 1000 UNITS	MABUNE CONSULTING	The consultant is currently waiting for approval of prefeasibility application from Provincial Department of Human Settlement. Value, this one is rates based
SCM 45 OF 13/14	APPOINTMENT OF A PANEL OF FORENSIC INVESTIGATORS / COMPUTER FORENSIC EXPERTS.	GERHARDUS MARITHINUS CLOETE	According to the Project Manager, Mr. Mahlaba he is happy with the service of the company. The performance is of high good quality.
SCM 45 OF 13/14	APPOINTMENT OF A PANEL OF FORENSIC INVESTIGATORS / COMPUTER FORENSIC EXPERTS.	COMPUTER SECURITY AND FORENSIC SOLUTIONS	According to the Project Manager, Mr. Mahlaba he is happy with the service of the company. The performance is of high good quality.
SCM 45 OF 13/14	APPOINTMENT OF A PANEL OF FORENSIC INVESTIGATORS / COMPUTER FORENSIC EXPERTS.	PHUMLANI MKHIZE AND ASSOCIATES	According to the Project Manager, Mr. Mahlaba he is happy with the service of the company. The performance is of high good quality.
SCM 45 OF 13/14	APPOINTMENT OF A PANEL OF FORENSIC INVESTIGATORS / COMPUTER FORENSIC EXPERTS.	GOVERT VETTEN FORENSIC INVESTIGATOR	According to the Project Manager, Mr. Mahlaba he is happy with the service of the company. The performance is of high good quality.
SCM 46 OF 13/14	PROVISION OF BUS SERVICE FOR THE MAYORAL SPECIAL PROGRAMMES AND PROJECTS	SOOBHUG'S BUS SERVICE CC	The project is going well, no queries has been received yet from both Council and the Service provider.
SCM 55 OF 13/14	CONSTRUCTION OF ADVERTISING STRUCTURE AT THE MUNICIPAL MARKET, MKHONDENI, PIETERMARITZBURG	QULOTEC TRADING CC	Project Manager Mr. Y Ismail of ISF Buildings informed Monitoring Office with the following information: Project duration 3 months. Site handed over on the 02 July 2014, completion scheduled for 02 October 2014. Six weeks extension of time granted by Structural Engineer. Steel structure manufactured and sent for galvanizing. Steel Structure will be returned from the galvanizing plant at the end of next week at which time it will be erected and the balance of the work can proceed. Steel structure and concrete bases have been constructed in terms of the Engineers design and has been approved by the Engineer. The structure is currently at Phoenix Galvanizing Plant for galvanizing.
SCM 56 OF 13/14	CIVIL ENGINEERING SERVICES FOR UPGRADING OF LANDFILL SITE	ENVITECH SOLUTIONS (PTY) LTD	The project commenced and is in the award stage.
SCM 61 OF 13/14	REALIGNMENT AND WIDENING OF THWALA ROAD	BR TSIMA AND MASIQHAME JV	The project has commenced and is on -going satisfactory. Site establishment is at 100%, road clearance and Top soil stripping are both at 100% completed. Box cut is at 59%. Storm water setting out is at 62% and phase widening is ta 100%. They are experiencing challenges with the traffic. The overall work done is at 42.13%. the work is of high good quality(See pictures attached)
SCM 22 OF 13/14	REHABILITATION OF KWANYAMAZANE MAIN ROAD	INKONKA CIVILS CC	This project was supposed to be completed at the end of August 2014 but the contractor has claim the extension of time due to delays and has been granted the extension of time up to the end of October which now becomes the new completion date, the workmanship is satisfactory and the contractor has promised to complete the project on time.
SCM 23 OF 13/14	UPGRADING OF STATION ROADS AND CONSTRUCTION OF NEW STATION ROAD BRIDGE	FYNNS CONSTRUCTION &DEVELOPERS CC	Authorization is still outstanding and Legal Services have not communicated legal implications of suspending works indefinitely or the prolonged delay.

TABLE 173: MSUNDUZI MUNICIPALITY SUPPLY CHAIN MANAGEMENT UNIT - SERVICE PROVIDERS MONTHLY MONITORING OF PERFORMANCE REPORTS 1 JULY 2013 – 30 JUNE 2014

No.	DESCRIPTION	CONTRACT 'S NAME	STATUS
SCM 25 OF 13/14	PROVISION OF DEBRIS NET INCLUDING REMEDIAL WORK TO BRICKWORK AT PROFESSOR NYEMBEZI BUILDING	QULOTEC TRADING CC	Awaiting for the completion certificate from the Project Manager.
SCM 27 OF 13/14	LEASING OF DESKTOP AND LAPTOP COMPUTERS	EKHWESI BUSINESS SOLUTIONS (PTY) LTD	The contract is on-going successfully and according to the Project Manager they happy with the service rendered by the Service Provider.
SCM 30 OF 13/14	SUPPLY AND DELIVERY OF TRAFFIC SIGNAL WITHIN PMB	ZAMA TRAFFIC SIGNAL	All four (4) traffic signals have been supplied, installed and commission the last one was commissioned on 14/08/2014
SCM 34 OF 13/14	RESTORATION OF PUBLICITY HOUSE BUILDING	GONAL CONSTRUCTION	This project is complete and the site has been handed over to the Municipality.
SCM 38 OF 13/14	TRAINING SERVICE PROVIDER-HORTICULTURE NQF2	BC LANDSCAPERS	This training started in May 2014 and will finish in March 2015 and the Business Unit HR is happy with the performance of the service provider
SCM 41 OF 13/14	AUDIT OF MSUNDUZI REPORTS	SIYAZAMA CONSULTING	According to the Project Manager, Mr. Mahlaba he is happy with the service of the company. The performance is of high good quality.
SCM 42 OF 13/14	HOLLINGWOOD HOUSING PROJECT 1000 UNITS	MABUNE CONSULTING	The consultant is currently waiting for approval of prefeasibility application from Provincial Department of Human Settlement. Value, this one is rates based
SCM 45 OF 13/14	APPOINTMENT OF A PANEL OF FORENSIC INVESTIGATORS / COMPUTER FORENSIC EXPERTS.	GERHARDUS MARITHINUS CLOETE	According to the Project Manager, Mr. Mahlaba he is happy with the service of the company. The performance is of high good quality.
SCM 45 OF 13/14	APPOINTMENT OF A PANEL OF FORENSIC INVESTIGATORS / COMPUTER FORENSIC EXPERTS.	COMPUTER SECURITY AND FORENSIC SOLUTIONS	According to the Project Manager, Mr. Mahlaba he is happy with the service of the company. The performance is of high good quality.
SCM 45 OF 13/14	APPOINTMENT OF A PANEL OF FORENSIC INVESTIGATORS / COMPUTER FORENSIC EXPERTS.	PHUMLANI MKHIZE AND ASSOCIATES	According to the Project Manager, Mr. Mahlaba he is happy with the service of the company. The performance is of high good quality.
SCM 45 OF 13/14	APPOINTMENT OF A PANEL OF FORENSIC INVESTIGATORS / COMPUTER FORENSIC EXPERTS.	GOVERT VETTEN FORENSIC INVESTIGATOR	According to the Project Manager, Mr. Mahlaba he is happy with the service of the company. The performance is of high good quality.
SCM 46 OF 13/14	PROVISION OF BUS SERVICE FOR THE MAYORAL SPECIAL PROGRAMMES AND PROJECTS	SOOBHUG'S BUS SERVICE CC	The project is going well, no queries has been received yet from both Council and the Service provider.
SCM 55 OF 13/14	CONSTRUCTION OF ADVERTISING STRUCTURE AT THE MUNICIPAL MARKET, MKHONDENI, PIETERMARITZBURG	QULOTEC TRADING CC	Project Manager Mr. Y Ismail of ISF Buildings informed Monitoring Office with the following information: Project duration 3 months. Site handed over on the 02 July 2014, completion scheduled for 02 October 2014. Six weeks extension of time granted by Structural Engineer. Steel structure manufactured and sent for galvanizing. Steel Structure will be returned from the galvanizing plant at the end of next week at which time it will be erected and the balance of the work can proceed. Steel structure and concrete bases have been constructed in terms of the Engineers design and has been approved by the Engineer. The structure is currently at Phoenix Galvanizing Plant for galvanizing.
SCM 56 OF 13/14	CIVIL ENGINEERING SERVICES FOR UPGRADING OF LANDFILL SITE	ENVITECH SOLUTIONS (PTY) LTD	The project commenced and is in the award stage.
SCM 61 OF 13/14	REALIGNMENT AND WIDENING OF THWALA ROAD	BR TSIMA AND MASIQHAME JV	The project has commenced and is on -going satisfactory. Site establishment is at 100%, road clearance and Top soil stripping are both at 100% completed. Box cut is at 59%. Storm water setting out is at 62% and phase widening is ta 100%. They are experiencing challenges with the traffic. The overall work done is at 42.13%. the work is of high good quality(See pictures attached)
OCTOBER 2014 - REPORT			
SCM 27 OF 13/14	LEASING OF DESKTOP AND LAPTOP COMPUTERS	EKHWESI BUSINESS SOLUTIONS (PTY) LTD	The contract is on-going successfully and according to the Project Manager they happy with the service rendered by the Service Provider.
SCM 21 OF 13/14	THE APPOINTMENT OF CONSULTING ENGINEERS TO PROVIDE PROFESSIONAL GEOTECHNICAL ENGINEERING SERVICES FOR THE INVESTIGATION OF SOIL MOVEMENTS AND FLOODING OF HOUSES IN CALUZA AREA, WARD 20, EDENDALE.	SRK CONSULTING SOUTH AFRICA PTY LTD	The project is completed and awaiting a completion certificate from the Project Manager.
SCM 25 OF 13/14	PROVISION OF DEBRIS NET INCLUDING REMEDIAL WORK TO BRICKWORK AT PROFESSOR NYEMBEZI BUILDING	QULOTEC TRADING CC	Awaiting for the completion certificate from the Project Manager.

TABLE 173: MSUNDUZI MUNICIPALITY SUPPLY CHAIN MANAGEMENT UNIT - SERVICE PROVIDERS MONTHLY MONITORING OF PERFORMANCE REPORTS 1 JULY 2013 – 30 JUNE 2014

No.	DESCRIPTION	CONTRACT 'S NAME	STATUS
SCM 41 OF 13/14	AUDIT OF MSUNDUZI REPORTS	SIYAZAMA CONSULTING	According to the Project Manager, Mr. Mahlaba he is happy with the service of the company. The performance is of high good quality.
SCM 45 OF 13/14	APPOINTMENT OF A PANEL OF FORENSIC INVESTIGATORS / COMPUTER FORENSIC EXPERTS.	GERHARDUS MARITHINUS CLOETE	According to the Project Manager, Mr. Mahlaba he is happy with the service of the company. The performance is of high good quality.
SCM 45 OF 13/14	APPOINTMENT OF A PANEL OF FORENSIC INVESTIGATORS / COMPUTER FORENSIC EXPERTS.	COMPUTER SECURITY AND FORENSIC SOLUTIONS	According to the Project Manager, Mr. Mahlaba he is happy with the service of the company. The performance is of high good quality.
SCM 45 OF 13/14	APPOINTMENT OF A PANEL OF FORENSIC INVESTIGATORS / COMPUTER FORENSIC EXPERTS.	PHUMLANI MKHIZE AND ASSOCIATES	According to the Project Manager, Mr. Mahlaba he is happy with the service of the company. The performance is of high good quality.
SCM 45 OF 13/14	APPOINTMENT OF A PANEL OF FORENSIC INVESTIGATORS / COMPUTER FORENSIC EXPERTS.	GOVERT VETTEN FORENSIC INVESTIGATOR	According to the Project Manager, Mr. Mahlaba he is happy with the service of the company. The performance is of high good quality.
SCM 56 OF 13/14	CIVIL ENGINEERING SERVICES FOR UPGRADING OF LANDFILL SITE	ENVITECH SOLUTIONS (PTY) LTD	The project as SCM 8 OF 14/15 has been awarded to be managed by Envitech.
SCM 61 OF 13/14	REALIGNMENT AND WIDENING OF THWALA ROAD	BR TSIMA AND MASIQHAME JV	The project has commenced and is on -going satisfactory. Connecting storm water to outfall is at 90%, Construct manholes floors is also at 70%, setting out brick work for the 3rd SW manholes, road bed final level from ch860 to ch680 entire road is at 60 %. Stock piling G5 material started and is 65%. The work is of high good quality.
SCM 3 of 13/14	Training on environmental practice NQF level 3	Job Africa	This training started in April and will end in December 2014 and the business Unit HR is happy with the performance of the service provider
SS 37 of 2014	Hire of portable Toilets	Xolisizwe	Handover was done 30/10/2014 and the service provider has already placed about 30 portable toilets on sites
SCM 38 of 13/14	Training service provider-Horticulture NQF2	BC Landscapers	This training started in May 2014 and will finish in March 2015 and the Business Unit HR is happy with the performance of the service provider
SCM 23 OF 13/14	UPGRADING OF STATION ROADS AND CONSTRUCTION OF NEW STATION ROAD BRIDGE	FYNNS CONSTRUCTION &DEVELOPERS CC	Authorization is still outstanding and Legal Services have not communicated legal implications of suspending works indefinitely or the prolonged delay. The Business Unit has drafted a report to the SMC for review and resolution on the way forward.
SCM 55 OF 13/14	CONSTRUCTION OF ADVERTISING STRUCTURE AT THE MUNICIPAL MARKET, MKHONDENI, PIETERMARITZBURG	QULOTEC TRADING CC	Project is ongoing, please see attached pictures. Business Unit has expressed satisfaction with the works.
NOVEMBER 2014 - REPORT			
SCM 45 OF 13/14	APPOINTMENT OF A PANEL OF FORENSIC INVESTIGATORS / COMPUTER FORENSIC EXPERTS.	PHUMLANI MKHIZE AND ASSOCIATES	According to the Project Manager, Mr. Mahlaba he is happy with the service of the company. The performance is of high good quality.
SCM 45 OF 13/14	APPOINTMENT OF A PANEL OF FORENSIC INVESTIGATORS / COMPUTER FORENSIC EXPERTS.	GOVERT VETTEN FORENSIC INVESTIGATOR	According to the Project Manager, Mr. Mahlaba he is happy with the service of the company. The performance is of high good quality.
SCM 46 of 13/14	PROVISION OF BUS SERVICE FOR THE MAYORAL SPECIAL PROGRAMMES AND PROJECTS	SOOBHUG'S BUS SERVICE CC	The performance of the Service provider is satisfactory and the project is underway.
SCM 55 OF 13/14	CONSTRUCTION OF ADVERTISING STRUCTURE AT THE MUNICIPAL MARKET, MKHONDENI, PIETERMARITZBURG	QULOTEC TRADING CC	Project is ongoing. Business Unit has expressed satisfaction with the works.
SCM 56 OF 13/14	CIVIL ENGINEERING SERVICES FOR UPGRADING OF LANDFILL SITE	ENVITECH SOLUTIONS (PTY) LTD	The new tender is underway and is commenced successfully.
SCM 61 OF 13/14	REALIGNMENT AND WIDENING OF THWALA ROAD	BR TSIMA AND MASIQHAME JV	Existing Eskom line has been located on site and needs to be lowered. Rock encountered within storm water pipe excavation at CH 706. 44 local labourers have been employed, 37male and 7 female. Road Alignment Phase1: 100%.Phase2: 50%, Clearing and Grubbing. Phase 1 & 2: 100%, Box Cutting to reduce levels Phase 1: 100%, Phase 2: 50% Layer Works: Phase 1: 98% Phase 2: 50%, Existing Services Identifying and protecting services: 80%, To continue with service identification. Removal of top soil Phase 1 & 2: 100% Storm water Phase 1: 92%, Phase 2: 45%, Traffic Control Daily On Going Pipe Sleeves Phase 1: 100% Complete Phase 2: 70% complete, Walk way layer works preparation, Phase 1: 35% Complete, Overall Completion 40% Complete. The work is of high good quality

TABLE 173: MSUNDUZI MUNICIPALITY SUPPLY CHAIN MANAGEMENT UNIT - SERVICE PROVIDERS MONTHLY MONITORING OF PERFORMANCE REPORTS 1 JULY 2013 – 30 JUNE 2014

No.	DESCRIPTION	CONTRACT 'S NAME	STATUS
SCM 8 OF 14/15	UPGRADING OF NEW ENGLAND LANDFILL	MOVE – ON-UP 111 CC T/A CONSTRUCTION & PLANT	The works commenced on 13 November 2014, contract period is 26 weeks and the expected completion is 14 May 2015. C&P to submit contractual programme and cash flow to ES by 21 November 2014. Erection of the palisade fence commenced. Fencing subcontractor to provide cube test results for concrete used in bases. C&P plan to start with the construction of the terrace control berm on 5 January 2014.
SCM44 OF 14/15	REPAIR AND MAINTENANCE TO PALISADE FENCING AT UNIT N HALL	THEMBALETHU CONSTRUCTION	This project is complete and the workmanship is satisfactory
SS34 OF 2014	MAINTENANCE AND GARDENING SERVICES TO THE NEW ENGLAND LANDFILL SITE, PIETERMARITZBURG	ZIBONGELE MATHUBA TRADING (PTY) LTD	A meeting held on 09 December 2014 with the End user and the Service Provider due to non-performance of the company. Various issues e.g. under quoting, insurance, etc were discussed. The Service provider withdraws the contract stating that he did not understand the terms and conditions of the contract. Letter of withdrawal received on 10/12/2014.
SS 37 OF 13/14	HIRE OF PORTABLE TOILETS	XOLISIZWE	The contractor has not supplied all 120 units as per requirement by the contract, but has promised to comply by the end of December 2014
4/S36 of 14/15	FUEL MANAGEMENT SYSTEM	OTI PETROSMART (PTY) LTD	The services provider has completed five surveys for eight single sites and On the 12th of January the contractor will commence with the installation of the system and they will start with 806 vehicles and eight (8) home based pumps and later on they will install 800 more vehicles.
4/S32 Of 14/15	PARTICIPATION IN THE CONTRACT FOR THE SAP PROFESSIONAL SUPPORT SERCIVES	EOH MTHOMBO (PTY) LTD	EOH was appointed through SCM regulation 32 using a contract from City of Johannesburg to implement the FMS. The project is currently at planning stage and it will commence at the beginning of January 2015. The service provider is currently busy with the assessment of our ICT infrastructure and will provide us with a report when the assessment has been finalized. The project Manager also mentioned that they are in a constant communication with the service provider regarding any other information that need to be gathered in order to move forward with the project swiftly.
DECEMEMBER 2014 - REPORT			
SCM 8 OF 14/15	UPGRADING OF NEW ENGLAND LANDFILL	MOVE – ON-UP 111 CC T/A CONSTRUCTION & PLANT	The works commenced on 13 November 2014, contract period is 26 weeks and the expected completion is 14 May 2015. C&P to submit contractual programme and cash flow to ES by 21 November 2014. Erection of the palisade fence commenced. Fencing subcontractor to provide cube test results for concrete used in bases. C&P plan to start with the construction of the terrace control berm on 5 January 2014. The company is closed for Christmas and will resume in January 2015.
SS34 OF 2014	MAINTENANCE AND GARDENING SERVICES TO THE NEW ENGLAND LANDFILL SITE, PIETERMARITZBURG	ZIBONGELE MATHUBA TRADING (PTY) LTD	A meeting held on 09 December 2014 with the End user and the Service Provider due to non-performance of the company. Various issues e.g. under quoting, insurance, etc were discussed. The Service provider withdraws the contract stating that he did not understand the terms and conditions of the contract. Letter of withdrawal received on 10/12/2014. New report to be submitted at the next BAC.
SS 37 OF 13/14	HIRE OF PORTABLE TOILETS	XOLISIZWE	The contractor has not supplied all 120 units as per requirement by the contract, but has promised to comply by the end of December 2014
4/S36 of 14/15	FUEL MANAGEMENT SYSTEM	OTI PETROSMART (PTY) LTD	The services provider has completed five surveys for eight single sites and On the 12th of January the contractor will commence with the installation of the system and they will start with 806 vehicles and eight (8) home based pumps and later on they will install 800 more vehicles. The company is closed for Christmas and will resume in January 2015.
4/S32 Of 14/15	PARTICIPATION IN THE CONTRACT FOR THE SAP PROFESSIONAL SUPPORT SERCIVES	EOH MTHOMBO (PTY) LTD	EOH was appointed through SCM regulation 32 using a contract from City of Johannesburg to implement the FMS. The project is currently at planning stage and it will commence at the beginning of January 2015. The service provider is currently busy with the assessment of our ICT infrastructure and will provide us with a report when the assessment has been finalized. The project Manager also mentioned that they are in a constant communication with the service provider regarding any other information that need to be gathered in order to move forward with the project swiftly. The company is closed for Christmas and will resume in January 2015.
SCM 27 OF 13/14	LEASING OF DESKTOP AND LAPTOP COMPUTERS	EKHWESI BUSINESS SOLUTIONS (PTY) LTD	The contract is on-going successfully and according to the Project Manager they happy with the service rendered by the Service Provider.
SCM 55 OF 13/14	CONSTRUCTION OF ADVERTISING STRUCTURE AT THE MUNICIPAL MARKET, MKHONDENI, PIETERMARITZBURG	QULOTEC TRADING CC	Miss Bongeka Kulu of ISF Buildings (intern) advised that the project is ongoing and about to reach completion.
SCM 87 OF 13/14	REFURBISHMENT OF MUNICIPAL MARKET	GOLDEN EMPIRE TRADING 58 CC	Miss Bongeka Kulu of ISF Buildings Intern advised that the contractor hasn't submitted a revised plan despite having exceeded the duration of the previous construction plan end date (24 December 2014). The contractor has returned to site and removed the non-specified BASF product and replaced it with the specified ProStruct product where the incorrect product was used, they will continue with ProStruct. The perimeter of the market has still been left vacant as the fencing has not been replaced after removal.

TABLE 173: MSUNDUZI MUNICIPALITY SUPPLY CHAIN MANAGEMENT UNIT - SERVICE PROVIDERS MONTHLY MONITORING OF PERFORMANCE REPORTS 1 JULY 2013 – 30 JUNE 2014

No.	DESCRIPTION	CONTRACT 'S NAME	STATUS
JANUARY 2016 - REPORT			
SCM 61 OF 13/14	REALIGNMENT AND WIDENING OF THWALA ROAD	BR TSIMA AND MASIQHAME JV	The project has commenced and is on –going satisfactory. Connecting storm water to outfall is at 90%, Construct manholes floors is also at 70%, setting out brick work for the 3rd SW manholes, road bed final level from ch860 to ch680 entire road is at 60 %. Stock piling G5 material started and is 65%. The work is of high good quality.
SCM 88 OF 13/14	CONSTRUCTION OF THE BROOKSIDE TAXI HOLDING AREA	HI GLEN CONTRUCTION	The project commenced. The monthly meeting held on Thursday, 05 February 2015. New revised program is to be submitted on Tuesday, 11 February. Layer works are to be completed in the next 2 weeks. G5 is to be delivered and processed. The company is experiencing lot of problems in material being stolen on several occasions, now they hired a new security company. The standard of quality is acceptable. (See Attached pictures).
SCM 8 OF 14/15	UPGRADING OF THE NEW ENGLAND ROAD LANDFILL SITE	MOVE-ON-UP 1111 T/A CONSTRUCTION AND PLANT (C& P)	Site clearance- cleared and grubbed 2205m of existing fence line for new palisade fence to be installed. The following Works have commenced on Site: - Installation of concrete palisade fence is at 75% complete-1675m - Upgrade to leachate management system is at 20% complete-50m Construction of Leachate drain busy with exposing all the pipes and the works are at 30% - Covering of Waste (extra works) is 100% complete. - Construction of terrace control berm is 30% complete- 1400m The work performance is satisfactory.
SCM 27 OF 13/14	LEASING OF DESKTOP AND LAPTOP COMPUTERS	EKHWESI BUSINESS SOLUTIONS (PTY) LTD	The contract is on-going successfully and according to the Project Manager they happy with the service rendered by the Service Provider.
SCM 28 OF 14/15	CONSTRUCTION OF APPROXIMATELY 0.7KM OF THE WILLOWFOUNTAIN MAIN ROAD IN WARD 14, EDENDALE	VIP CONSTRUCTION CC	The contractor is currently busy with the mass earth works e.g. clearing and grabbing, identification of the existing services, and the cleaning of storm water pipes.
SCM 83 OF 13/14	Water pipeline Extension	Makhubu Civils Cc	The site was handed over on the 13/11/2014 and the commencement was the 17/11/2014 but contract only started the works on the 5th of February 2015 due delays that they encountered. Namely the shutdown period According to progress on site the contractor has excavated and laid 1.8km of pipes. The first technical meeting will be held on the 16 of February 2015 at Vulindlela Mafakathini.
SCM 20 OF 12/13	PROVISION OF INTERNAL AUDIT, RISK, MANAGEMENT AND FORENSIC SERVICE PROVIDERS.	MORAR INCOPORATED, BONAKUDE, NGUBANE & CO AND DELOITTE	The internal Audit has met with most of the services providers to discuss their performance based on the assignments that were assigned to them. Morar Incorporated is the only company that has not been given an internal auditing assignment due to their poor performance from previous assignment. Currently the Internal Audit team is arranging to meet with Deloitte to discuss their performance.
SCM 4/S32 Of 14/15	Participation in the contract for the SAP professional support services	EOH Mthombo (Pty) Ltd	The service provider is currently busy with the assessment of our ICT infrastructure and will provide us with a report when the assessment has been finalized. The project Manager also mentioned that they are in a constant communication with the service provider regarding any other information that need to be gathered in order to move forward with the project swiftly.
SCM 52 OF 12/13	PROVISION OF ADHOC QUANTITY SURVEYING SERVICES	1. NCM QUANTITY SURVEYORS 2. GESTION ENGINEERING & PROJECT CONSULTANTS (PTY) LTD 3. LTE CONSULTING	Projects incepted before the end date are ongoing, LTE Consulting was appointed to compile the documents for the foyer renovations and have the documents delivered to SCM for sale. The documents were delivered late, no communication from Ms Thavandree Gounder of ISF Buildings (End User Department), relating to the contractors performance was received despite the shortfall in performance.
SCM 55 OF 13/14	CONSTRUCTION OF ADVERTISING STRUCTURE AT THE MUNICIPAL MARKET, MKHONDENI, PIETERMARITZBURG	QULOTEC TRADING CC	According to Mr. Yusuf Ismail, the practical completion has been met, a cession signed by council to fulfill the works of having the signage installed onto the structure.
SCM 87 OF 13/14	REFURBISHMENT OF MUNICIPAL MARKET	GOLDEN EMPIRE TRADING 58 CC	An extension till the end of February 2015 has been approved by the Municipal Manage, the contractor is about to finalize the flooring works, two cessions for the garage doors and perimeter fencing have been signed between contractor, sub-contractors and council, with Garage Doors for the garage doors and Cochrane for the perimeter fencing.

TABLE 173: MSUNDUZI MUNICIPALITY SUPPLY CHAIN MANAGEMENT UNIT - SERVICE PROVIDERS MONTHLY MONITORING OF PERFORMANCE REPORTS 1 JULY 2013 – 30 JUNE 2014

No.	DESCRIPTION	CONTRACT 'S NAME	STATUS
SS23 of 2013	PROVISION OF SECURITY AT CERTAIN FACILITIES AND PLACES OF WORK	KHUSELANI SECURITY AND RISK MANAGEMENT (PTY) LTD	Section 1: An additional guard was requested for the tourism hub, no mention as to whether this request was fulfilled. In the schedule Tourism Hub is tabled under Section B item B3, where, the tourism hub is listed with the Publicity House having one guard during the day and one guard in the evening, email from Mr. Phumlani Gumede indicated that the tourism hub alone has two guards during the day and two guards in the evening. Documents for this amendment have not been filed. The contractor, KSA has also questioned content of their appointment letter and inception date. A meeting was scheduled to clarify and finalize these matters in the Municipal Managers Boardroom, but did not sit.
SECTION1			
SECTION2			Section 2: The first floor Professor Nyembezi Building is still vacant of guards despite the area being listed and priced for in the document.
SCM 89 OF 13/14	CONSTRUCTION OF CALUZA SPORTSHALL AND ASSOCIATED WORKS	Robertson & Poole	GDB Engineers CC is the consulting engineer for the works conducted by Robertson and Poole .At the meeting held on the 15th of January 2015 it was established that additional demolishing works were conducted and variation orders regarding the additional works to be prepared and submitted to BAC. Scrap Steel that was on site and that which was recovered from the demolishing of the previous defective structure was sold off by the contractor without ensuring due diligence was met in terms of the asset management procedure manual. Clive Plumbing was mentioned as the sub-contractor for the plumbing works. There is a burst pipe identified on site and the engineer verbally instructed the contractor to rectify/ fix the pipe, Nomfundo Mbatha of SCM Contract Management advised that all instructions should be issued in written format from the site instruction book, with carbon copies for recording, including that of the additional demolishing works. It is important to note that the additional works were initiated and concluded without the Bid Adjudication Committees' approval despite having financial implications, as additional costs are still to be claimed. Copies of the Bid Document were made by SCM and issued to the engineer for himself and the contractor as there was uncertainty with all the parties on the specified works.
SCM 22 of 13/14	Rehabilitation of Kwanyamazane main road	Nkonka Civils	The rehabilitation of this road was supposed to be completed at the end of August 2014 yet it is still under construction, and the quality of work is poor, the contractor has been asked to rectify and complete the work and they have promised to complete the work at the end of February 2015.
SCM 44 of 14/15	Repair and maintenance to palisade fencing at unit N hall	Thembalethu Construction	This contract has been successfully completed workmanship is good
SCM 77 OF 13/14	Relocation of Bulk water feeder mains	Escor Construction	Site establishment has been completed, The contractor has started clearing the area for pipe laying and the pipes have been procured the contract is waiting for delivery so that it can start laying the pipes.
SCM 78 OF 13/14	Construction of 10ML Reservoir: Masons	Notts Projects	The contractor on the project is one (1) month ahead of schedule the project is about 70% complete and the quality of work is good.
FEBRUARY 2016 - REPORT			
SCM 1 OF 14/15	SPECIALISED CONTRACT SCM 1 OF 14/15 – DETAIL DESIGN AND CONSTRUCTION OF NON MOTORISED TRANSPORTATION	KAMAWEWE DEVELOPMENT CON-SULTANTS	Complaints have been received from the client department, Kamawewe is not performing e.g. they fail to attend scheduled meetings; they don't submit progress report on-time and their report are not good quality.
			SCM has sent a letter of non- performance which currently awaits their response of consultant in question.
SCM 6 OF 14/15	FABRICATION, INSTALLATION AND REPLACEMENT OF STRUCTURAL STEEL PASSENGER SHELTERS AT VARIOUS BUS & MINI-BUS TAXI STOPS WITHIN THE MSUNDUZI MUNICIPALITY	AKEW INVESTMENTS T/A A D SPEC	The project commenced on 21 January 2015 and the contract period is two (2) years.
			It is at the beginning stag, the contractor is currently busy with the replacement of 29 shelters from various areas around Msunduzi jurisdiction.
			No complaints so far from the Project Manager.
SCM 8 OF 14/15	UPGRADING OF NEW ENGLAND LANDFILL	MOVE – ON-UP 111 CC T/A CON-STRUCTION & PLANT	The following works have commenced and/ or are complete on site:
			Installation of concrete palisade fence is 100% completed.
			Upgrade to leachate Management system is at 40%
			Leachate return pipe trench has being re-leveled and backfilled
			They currently are using an electric pump to pump out leachate to the sewer mains.
			Construction of Leachate drain is at 100% completed.
			Construction of terrace control berm is at 40% - 1 meter
			Tie-ins to existing gas wells at 100%

TABLE 173: MSUNDUZI MUNICIPALITY SUPPLY CHAIN MANAGEMENT UNIT - SERVICE PROVIDERS MONTHLY MONITORING OF PERFORMANCE REPORTS 1 JULY 2013 – 30 JUNE 2014

No.	DESCRIPTION	CONTRACT 'S NAME	STATUS
SCM 8 OF 14/15	UPGRADING OF NEW ENGLAND LANDFILL	MOVE – ON-UP 111 CC T/A CONSTRUCTION & PLANT	Installation of gas monitoring probes is at 75%
			New terrace control berm currently being constructed is 16370m3. The leachate is leaking and these findings were:
			The leachate flow is due to this area now being the lowest point on the waste body which has resulted from the past landfill operations. As a long term solution, the Landfill has confirmed that they will commence filling this area with waste to ensure that the leachate is directed back into the waste body.
			As a short term measure, the company on site, Construction & Plant has to divert this leachate flow towards the existing leachate sump where it will be pumped to sewer.
			The progress is satisfactory to-date
SCM 9 OF 14/15	CONSTRUCTION, RENOVATION ALTERATION TO ASHBURTON LIBRARY	MZA BUILDING CONTRACTORS	Contractor is ahead of schedule and the consultant is pleased with the works produced so far. A letter of good standing has been requested by the Health and Safety officer representing Council.
SCM 10 of 14/15	CONSTRUCTION RENOVATIONS ALTERATIONS TO ASHDOWN LIBRARY	MZA BUILDING CONTRACTORS	The project was scheduled to commence on the 26th January 2015, but the contractor only started works on the 09th of February 2015 since there was a delay in the establishment of site however the process manager requested contractor to submit a revised plan in order to cover for the lost time.
			No structure has been erected thus far.
SCM 25 of 14/15	MAINTENANCE OF AN ELECTRONIC DOCUMENT AND RECORDS MANAGEMENT SYSTEM (EDRMS)	DATACENTRIX	The contractor is on schedule and the quality of work is satisfactory. Contractor has reached first milestone i.e., installation and configuration has been completed. The Contractor's performance is exceptional; however the contractor is experiencing delays due to illegal water connections and the interference from the local councilor in employing local people.
SCM 28 OF 14/15	CONSTRUCTION OF APPROXIMATELY 0.7KM OF THE WILLOWFOUNTAIN MAIN ROAD IN WARD 14, EDENDALE	VIP CONSTRUCTION CC	On the construction side, the contractor is currently busy with the mass earth works i.e. clearing and grubbing, identification of the existing services, and the cleaning of storm water pipes.
SCM 29 OF 14/15	MAINTENANCE OF GRASS PITCH AT THE HARRY GWALA STADIUM	SERVEST LANDSCAPING AND TURF A DIVISION OF SERVEST (PTY) LTD	The project commenced on 29 November 2014 and according to the Project Manager, the maintenance of the pitch is satisfactory. No complaints thus far.
SCM44 OF 14/15	REPAIR AND MAINTENANCE TO PALISADE FENCING AT UNIT N HALL	THEMBALETHU CONSTRUCTION	This project is complete and the workmanship is satisfactory
SCM 53 OF 14/15	DESIGN, MANUFACTURE, PROGRAMMING, DELIVERY, OFF-LOADING , INSTALLATION AND COMMISIONING OF STREET FESTIVE LIGHTS AND	DÉCOR ELECTRIX	Contractor delivered on time and disassembled accordingly. Project manager Lungisani Ntuli happy with services rendered by contractor.
SCM 54 OF 14/15	SUPPLY AND DELIVERY OF MSUNDUZI MUNICIPALITY BRANDED DIARIES, WALL CALENDERS AND DESK PLANNERS	HUMAN SCALE PRINTERS	The supplies of wall, desk calendar and diaries were delivered.
SS 37 OF 13/14	HIRE OF PORTABLE TOILETS	XOLISIZWE TRADING AND PROJECT CC	The contractor has supplied all 120 units as per requirement by the contract. The project is underway.
SS 46 OF 14/15	WATER AND LEACHATE MONITORING IN RESPECT OF THE NEW ENGLAND LANDFILL SITE, PIETERMARITZBURG	ENVITECH SOLUTIONS (PTY) LTD	According to the Project Manager, the service of the contractor was satisfactory and the performance was of high quality.
SS 50 of 2014	REPLACE AND REPAIR DAMAGED PAVING SLABS STORMWATER, KEBS CHANNELS FO THE MSUNDUZI MUNICIPALITY	HI-GLEN CONSTRUCTION	Contractors under this contract are performing very well and the standard of work is satisfactory except Qulotech who sometimes don't collect orders or show up for site meetings. Daleka Trading Enterprise (Pty) Ltd- Completed 5 project under the contract for Transportation Planning (4) and Roads (1). Transportation foreman requested that the contractor install bull nose attachments on all sites where guardrails were not installed. Overall work was satisfactory as per Transportation foreman.
		DALEKA TRADING	
		QULOTECH TRADING	
SS 65 OF 14/15	SUPPLY , INSTALLATION AND MAINTENANCE OF GUARDRAILS AND HANDRAILS FOR BRIDGES WITHIN THE MSUNDUZI MUNICIPALITY AREA OF JURISDICTION	DALEKA TRADING ENTERPRISE	Caterpillar Trading- Completed 9 project under the contract for Transportation Planning. Transportation foreman requested that the contractor install bull nose attachments on two (2) sites where guardrails were not installed. Overall work was satisfactory as per Transportation foreman.
		CATERPILLA TRADING	

TABLE 173: MSUNDUZI MUNICIPALITY SUPPLY CHAIN MANAGEMENT UNIT - SERVICE PROVIDERS MONTHLY MONITORING OF PERFORMANCE REPORTS 1 JULY 2013 – 30 JUNE 2014

No.	DESCRIPTION	CONTRACT 'S NAME	STATUS
SS 67 OF 14/15	PROVISION OF X-RAY	DR KAUFFMAN & PARTNERS INC	The project commenced and the meeting held on 05 March 2015 between the Msunduzi municipality and the Service provider to outline the conditions of the contract. The contract period is three (3) years. The company requested to see 10 employees per day from Monday-Friday between 08h00-12h00. Reviews will be done on quarterly basis. All the new employees and annual medicals will be referred to St Anne's hospital where the X-ray will be undertaken.
E6 OF 2014	SUPPLY AND DELIVERY OF ELECTRIC LAMP AND ACCESSORIES	KUSH J TRADERS CC	Contractors are appointed based on their rates and the rotation method however the monitoring team are currently struggling in getting monthly expenditure schedule on each contractor for this contract from the project managers. According to the Project Manager; most of the contractor's performance is satisfactory and is also satisfied with the high service standards they are receiving from the contractors. Contractors have sense of urgency in responding to queries and complaints.
		ARB ELECTRICAL WHOLESALERS	
		ELECTRO VROOMEN	
		MANAVI ELECTRICAL	
		A RANJEETH T/A TDK ELECRICAL AND APPLIANCE SERVICES	
		RICKY ELECTRICAL T/A BRING SPARK ELECTRICAL AND INDUSTRY	
4/S36 of 14/15	FUEL MANAGEMENT SYSTEM	OTI PETROSMART (PTY) LTD	The services provider has completed five surveys for eight single sites and on the 12th of January the contractor will commence with the installation of the system and they will start with 806 vehicles and eight (8) home based pumps and later on they will install 800 more vehicles.
4/S32 Of 14/15	PARTICIPATION IN THE CONTRACT FOR THE SAP PROFESSIONAL SUPPORT SERVICES	EOH MTHOMBO (PTY) LTD	EOH was appointed through SCM regulation 32 (a contract secured from City of Johannesburg to implement the FMS). The project is currently at planning stage and the service provider is currently busy with the assessment of the ICT infrastructure.
MARCH 2016 - REPORT			
SCM 6 OF 14/15	FABRICATION, INSTALLATION AND REPLACEMENT OF STRUCTURAL STEEL PASSENGER SHELTERS AT VARIOUS BUS & MINI-BUS TAXI STOPS WITHIN THE MSUNDUZI MUNICIPALITY	AKEW INVESTMENTS T/A A.D SPEC	The project commenced on 21 January 2015 and the contract period is two (2) years Currently the company is busy with the installation of new shelters at Pata area. They prepared the base for 8 shelters and waiting for weather to clear in order to lay the concrete. The work performance is satisfactory.
SCM 8 OF 14/15	UPGRADING OF NEW ENGLAND LANDFILL	MOVE – ON-UP 111 CC T/A CONSTRUCTION & PLANT	The progress has been satisfactory to-date. However the rain has caused delays on the progress on site. The contractor to accelerate progress to catch up with works. The company has diverted the leachate flow towards the existing leachate sump where it is pumped to sewer.. The workmanship is satisfactory
SCM 29 OF 14/15	MAINTENANCE OF GRASS PITCH AT THE HARRY GWALA STADIUM	SERVEST LANDSCAPING AND TURF A DIVISION OF SERVEST (PTY) LTD	The project commenced on 29 November 2014. The maintenance is underway and the performance is satisfactory.
SS34 OF 2014	MAINTENANCE AND GARDENING SERVICES TO THE NEW ENGLAND LANDFILL SITE, PIETERMARITZBURG	ZIBONGELE MATHUBA TRADING (PTY) LTD	The Service provider withdraws the contract stating that he did not understand the terms and conditions of the contract. Letter of withdrawal received on 10/12/2014. The recommendation for the second lowest was submitted to BAC which was then approved in February 2015. The new service provider is underway.
SS 50 of 2014	REPLACE AND REPAIR DAMAGED PAVING SLABS STORMWATER, KERBS CHANNELS FOR THE MSUNDUZI MUNICIPALITY	HI-GLEN CONSTRUCTION	The contractor has replaced and repaired the damaged paving in/around Church street mall. The work is satisfactory.
SS 67 OF 14/15	PROVISION OF X-RAY	DR KAUFFMAN & PARTNERS INC	The project commenced and the meeting held on 05 March 2015 between the Msunduzi municipality and the Service provider to outline the conditions of the contract. The contract period is three (3) years. The company requested to see 10 employees per day from Monday-Friday between 08h00-12h00.
			Reviews will be done on quarterly basis.
			All the new employees and annual medicals will be referred to St Anne's hospital where the X-ray will be undertaken.
			The project is underway.

TABLE 173: MSUNDUZI MUNICIPALITY SUPPLY CHAIN MANAGEMENT UNIT - SERVICE PROVIDERS MONTHLY MONITORING OF PERFORMANCE REPORTS 1 JULY 2013 – 30 JUNE 2014

No.	DESCRIPTION	CONTRACT 'S NAME	STATUS
4/S36 of 14/15	FUEL MANAGEMENT SYSTEM	OTI PETROSMART (PTY) LTD	The project constituted of three main areas:
			Electrification of all the fuel bowsers
			Installation, fitting and commissioning of the pedestals.
			Installation and fitment of the system on vehicles.
			Electrification on all eight sites have been completed and commissioned
			The vehicle installation activities on vehicles commence on the 19 January 2015, and the anticipated completion period is three months thereof
			Driver tags will be issued to the drivers from the 20th April 2015. All the vehicles that are already fitted with the fuel management can then refuel.
			As at Monday 30th March 2015 approximately 453 vehicles have been installed with the fuel management system and sent to the petrol bowser for testing and they are working fine. They are currently averaging 9 installations per day. This is as a result of not enough vehicles available daily to the technicians at the beginning of the installation. For the last two weeks the responses have been good. They are able to have approximately 15 vehicles at the fitment center.
			The completion date is expected to be at the end of May 2015, where all the vehicles should be fitted with the system.
SCM 55 OF 13/14	CONSTRUCTION OF ADVERTISING STRUCTURE AT THE MUNICIPAL MARKET, MKHONDENI, PIETERMARITZBURG	BRIGHT HOMES CONSTRUCTION	A revised construction program has been issued by contractor excluding the embankment seating, club house and suits.
		QULOTEC TRADING CC	31.5% of project has been accomplished.
			Cession for the installation of the signage on the advertising structure
SCM 87 OF 13/14	REFURBISHMENT OF MUNICIPAL MARKET	GOLDEN EMPIRE TRADING 58 CC	Contractor still onsite and requested a further extension of time.
			The cessionary (Cochrane) delivered and erected the incorrect fencing despite being sent the specifications by ISF Buildings, rectification of the defective/substandard materials being rectified.
SCM 89 OF 13/14	CONSTRUCTION OF CALUZA SPORTSFIELD AND ASSOCIATED WORKS	ROBERTSON & POOLE	Revised Cash flow projections have been submitted.
			Occupational Health and Safety File has been approved by Msunduzi Municipality and is on site.
			The DB Board is to move closer to the electrical supply.
			External Walls are to remain as specified (Fire Light Satin), internal walls to be erected with common bricks that will be plastered and painted to save cost for the additional demolition costs incurred when execution of the demolishing occurred.
SCM 9 OF 14/15	CONSTRUCTION, RENOVATION ALTERATION TO ASHBURTON LIBRARY	MZA BUILDING CONTRACTORS	Works ahead of program.
			Quantity Surveyor has requested that the contractor submit consolidated variations and stipulate the anticipated time needed to fulfill the varied works.
			Contractor has been allowed to claim payment for works conducted thus far due to substantial progress, the payment schedule has been sent to Msunduzi's Project Manager.
			ISF Buildings is happy with the progress and quality of the works.
Q88 of 14/15	PROVISION OF WATER TREATMENT SPECIALIST CONTRACTOR TO PROVIDE MECHANICAL WATER TREATMENT AND CHEMICAL DOSING FOR A PERIOD OF 1 YEAR	CYBERCHEM	An amendment to the capped contract amount was requested as the additional machinery replacement works were concluded and funds to dose the plant monthly for the duration of the contract (November 2015) are to be made available.
SCM 1 of 14/15	SPECIALISED CONTRACT SCM 1 OF 14/15 – DETAIL DESIGN AND CONSTRUCTION OF NON MOTORISED TRANSPORTATION	KAMAWEWE DEVELOPMENT CONSULTANTS	The service provider has improved considerably since the last report
			The service provider has submitted a revised program and new cash flows
			The Transportation Business Unit is happy with the progress
SCM 77 OF 13/14	RELOCATION OF BULK WATER FEEDER MAINS	ESCOR CONSTRUCTION	The contractor is currently trenching for pipe laying And the pipes have been procured
SCM 78 OF 13/14	CONSTRUCTION OF 10ML RESERVOIR: MASONS	NOTTS PROJECTS	The contractor on the project is on schedule the project is progressing very well. The quality of work is satisfactory

TABLE 173: MSUNDUZI MUNICIPALITY SUPPLY CHAIN MANAGEMENT UNIT - SERVICE PROVIDERS MONTHLY MONITORING OF PERFORMANCE REPORTS 1 JULY 2013 – 30 JUNE 2014

No.	DESCRIPTION	CONTRACT 'S NAME	STATUS
SCM82 OF 13/14	MONITORING OF EIGHT DEPTH ONLY MEASURE MOBILE FLOW MONITORING STATION	JOAT SALES & SERVICES	Contractor has supplied the equipment
			Contractor currently busy installing Manhole covers
			The contractor is slightly behind the schedule
SCM43 of 14/15	APPOINTMENT OF A SERVICE PROVIDERS TO PROVIDE PROFESSIONAL EVENT MANAGEMENT SERVICES TO THE MSUNDUZI MUNICIPALITY	SANDAKAHLE TRADING	Sandakahle(will be event managing the Golden Games on 14 April 2015)
			Xolisizwe(will be event managing Disability Games on 21 April 2015)
			Tripple Nine Trading(will be event managing Human Rights Program on 17 April 2015)
			Anzomonde(will be event managing the Investment Conference on 5 & 6 May 2015
SCM 25 OF 14/15	MAINTENANCE OF AN ELECTRONIC DOCUMENT AND RECORDS MANAGEMENT SYSTEM (EDRMS)	DATACENTRIX	Milestone 5 Analysis secretariat stage has been completed.
			Datacentrix waiting for approval to begin work on the proposed rendition server. The implementation of the rendition server would require an additional ten (10) days to the initial program.
SCM 10 OF 14/15	CONSTRUCTION, RENOVATIONS AND ALTERATIONS TO ASHDOWN LIBRARY	SIZIMISELENGOMSEBENZI	Project is behind schedule
			Foundation stage of project is completed.
			There was a further delay as the contractor was instructed to re-measure the trenches before pouring in concrete.
			Foundations are complete and contractor will be commencing on brickwork.
			Contractor will be forwarding an application for a time extension on the project, should the application not be approved user department will be imposing penalties.
			Contractor will be submitting a revised program schedule and a revised cash flow projection. Project manager Bukelani Mbhele is concerned on progress versus program of the project.
SCM 27 OF 13/14	LEASING OF DESKTOP AND LAPTOP COMPUTERS	EKHWESI BUSINESS SOLUTIONS (PTY) LTD	The contract is going accordingly and the service provider performance meets all the contractual requires.
			ICT Department is pleased with the high service standards received from Ekhwesi.
SCM 63 OF 13/14	APPOINTMENT OF AN IMPLEMENTING AGENT TO PREPARE, PACKAGE AND IMPLEMENT THE KWA 30 HOUSING PROJECT CONSISTING Of 400 UNITS	MOSEGEDI AND ASSOCIATES (PTY) LTD	The implementing agent is currently busy with the preliminary designs/ feasibility study:
			Bulk services Investigations
			Land audit and survey
			Environmental impact Assessment
			Town and regional planning
			Geotechnical investigations.
			Socio-Economic Survey.
SCM 83 OF 13/14	WATER PIPE LINE EXTENSION	MAKHUBU CIVILS	The contractor is busy with all the wards concurrently and they have managed to reach 65% completion in ward8, and less than 25% completion in other wards.
			According to the progress on site the contractor has excavated and laid 3,2km of pipe out of 3.3 k in ward 8. There is 26% of works that is still under construction. The first technical meeting was held on the 16th of March 2015 at Vulindlela / Mafakathini.
			The Contractor's performance is exceptional; however the contractor is experiencing delays due to illegal water connections and the interference from the local councilor in employing local people had been resolve.
SCM 28 OF 14/15	CONSTRUCTION OF APPROXIMATELY 0.7KM OF THE WILLOWFOUNTAIN MAIN ROAD IN WARD 14, EDENDALE	VIP CONSTRUCTION CC	On the construction side, the contractor has finished with all the mass earth works i.e. clearing and grubbing, identification of the existing services, and the cleaning of storm water pipes. And currently busy with the laying of storm water pipes.
4/S32 Of 14/15	PARTICIPATION IN THE CONTRACT FOR THE SAP PROFESSIONAL SUPPORT SERVICES	EOH MTHOMBO (PTY) LTD	EOH was appointed through SCM regulation 32 (a contract secured from City of Johannesburg to implement the FMS). The project is currently at planning stage and the service provider is currently busy with the assessment of the ICT infrastructure.

TABLE 173: MSUNDUZI MUNICIPALITY SUPPLY CHAIN MANAGEMENT UNIT - SERVICE PROVIDERS MONTHLY MONITORING OF PERFORMANCE REPORTS 1 JULY 2013 – 30 JUNE 2014

No.	DESCRIPTION	CONTRACT 'S NAME	STATUS
APRIL 2016 - REPORT			
SCM 1 OF 14/15	SPECIALISED CONTRACT SCM 1 OF 14/15 – DETAIL DESIGN AND CONSTRUCTION OF NON MOTORISED TRANSPORTATION	KAMAWEWE DEVELOPMENT CONSULTANTS	The service provider has improved considerably since the last report
			The drawings for NMT phase 3&4 are now complete
			The Transportation Business Unit is happy with the progress
SCM 2 OF 14/15	PROPOSAL CALL FOR A R 200 MILLION LONG-TERM DEBTS FACILITY PROVISION FOR THE MSUNDUZI MUNICIPALITY FOR ELECTRICAL INFRA-STRUCTURE-CAPITAL EXPENDITURE	DEVELOPMENT BANK OF SOUTHERN AFRICA	A first draw down of R 100 000 000 has been received by the Municipality as per agreement
SCM 5 OF 14/15	SUPPLY AND INSTALLATION OF NEW PALISADE FENCING TO VACANT SITES TO BE USED AS A COMMUNITY CENTRE AT WARD 3 (ENQABENI) I AND WARD 28 LOTUS PARK, NORTHDALE	CATERPILLA TRADING	The contractor was awarded the contract on the 4th of December 2014.According to the managing director of the company, they could not commence with the works due to festive shutdown. As a result they started a project a month after they have been awarded. However the contractor has managed to complete 99% the works at Enqabeni and Northdale is approximately 65% complete.
			The Contractor's performance is exceptional; however the contractor is experiencing delays in receiving materials from their suppliers
			The monitoring office received a letter from the contractor requesting an extension of time due to delays that they have encountered.
SCM 6 OF 14/15	FABRICATION, INSTALLATION AND REPLACEMENT OF STRUCTURAL STEEL PASSENGER SHELTERS AT VARIOUS BUS & MINI-BUS TAXI STOPS WITHIN THE MSUNDUZI MUNICIPALITY	AKEW INVESTMENTS T/A A D SPEC	The project commenced on 21 January 2015 and the contract period is two (2) years.
			The service provider has completed the installation of the 8 shelters and the outcome is good and according to the specification. The work performance is satisfactory thus far (Picture attached).
SCM 8 OF 14/15	UPGRADING OF NEW ENGLAND LANDFILL	MOVE – ON-UP 111 CC T/A CONSTRUCTION & PLANT	Works have progressed well. The contractor shown signs of commitment and dedication to complete the project.
			Upgrade to leachate management system is to be commissioned by the 29th of May 2015.
			Construction of terrace control berm is at 85% and will be completed by 22nd of May 2015.
			Steel structure to be completed by the 22nd of May 2015
			Ramp 1 & 2 including barriers are to be completed by the 22nd of May 2015.
			Practical completion is on 22 May 2015.
			The handover will done on the 02 of June 2015
			The performance of both the Engineer and the contractor is of good quality and satisfactory.
SCM 9 OF 14/15	CONSTRUCTION, RENOVATION ALTERATION TO ASHBURTON LIBRARY	MZA BUILDING CONTRACTORS	Project has met practical completion.
			Contractor is finalizing the fittings.
SCM 10 OF 14/15	CONSTRUCTION, RENOVATIONS AND ALTERATIONS TO ASHDOWN LIBRARY.	SIZIMISELENGOMSEBENZI	Earthworks and foundation are complete, currently working on brickwork.
			Contractor behind schedule, putting in an application for extension on contract period.
			Consultant satisfied with quality of work thus far.
			Project manager Bukelani Mbhele requested contractor to submit weekly program; execution of the programs will be monitored by the project manager.
			Project manager taking necessary steps to address progress versus programme issues.
SCM 12 of 14/15	APPOINTMENT OF TRAINING SERVICE PROVIDER IN ADVANCE DRIVING	TRADEFIRST 2035 CC	The 1st and 2nd group have completed the Training and the last group will go in on the 13/05/2015
			The training is going very well
SCM 14 of 14/15	BASIC FIRST AID TRAINING	KDS HEALTH AND SAFETY CONSULTANTS	Project is complete and delivered accordingly
SCM 17/of 14/15	TRAINING IN ADVANCE MICROSOFT OFFICE EXCEL	INDONSA CONSULTING AND TRAINING	Training is complete and it was of to be of satisfactory standard

TABLE 173: MSUNDUZI MUNICIPALITY SUPPLY CHAIN MANAGEMENT UNIT - SERVICE PROVIDERS MONTHLY MONITORING OF PERFORMANCE REPORTS 1 JULY 2013 – 30 JUNE 2014

No.	DESCRIPTION	CONTRACT 'S NAME	STATUS
SCM24 OF 14/15	UPGRADE OF DISTRICT ROAD D1128 IN VULINDLELA PHASE III	SIVA PILLAY CONSTRUCTION	Site establishment is complete
			Contractor is currently busy with Earthworks and layer material
SCM 25 OF 14/15	MAINTENANCE OF AN ELECTRONIC DOCUMENT AND RECORDS MANAGEMENT SYSTEM (EDRMS)	DATACENTRIX	Currently working on Milestone 6- Document Migration.
			Request for rendition server was declined by BAC
			Document Migration from docu-soft to open text will be parked until request for rendition server has been re-presented to council (steering committee) for approval.
			Project Manager (Wayne Schnaar) has confirmed that the project is on course.
SCM 27 OF 14/15	SUPPLY, DELIVERY AND OFF-LOADING OF TEN SLASHER MOWER ATTACHMENTS FOR TRACTORS WITH PTO SHAFTS	OLYMPUS ENTERPRISES (PTY) LTD	According to the Project Manager, Parks made an agreement with the service provider to deliver five (5) slasher mower attachments whilst they are still repairing the other five (5) that was damaged by the storm. The business unit is happy with the workmanship of the Service provider.
			The Contractor's performance is exceptional; however; the contractor is experiencing delays due to illegal water connections
SCM 28 OF 14/15	CONSTRUCTION OF APPROXIMATELY 0.7KM OF THE WILLOWFOUNTAIN MAIN ROAD IN WARD 14, EDENDALE	VIP CONSTRUCTION CC	The interference matter from the local councilor in employing local people had been resolved.
			On the construction side, the contractor has finished with all the mass earth works i.e. clearing and grubbing, identification of the existing services, and the cleaning of storm water pipes. And currently busy with the laying of storm water pipes.
SCM 29 OF 14/15	MAINTENANCE OF GRASS PITCH AT THE HARRY GWALA STADIUM	SERVEST LANDSCAPING AND TURF A DIVISION OF SERVEST (PTY) LTD	The project commenced on 29 November 2014. The service provider is performing well and the pitch is in good condition.
SCM 30 OF 14/15	SUPPLY, INSTALLATION , MAINTENANCE OF FIRE DETECTION AND SUPPRESSION SYSTEM IN DATA CENTRE	KGT ENTERPRISES	The contractor is busy with the installations. The service provider has installed six (6) fire detections sensors, alarms and suppression system. (Pictures attached)
			The deliverables are according to the specification. The work performance is satisfactory.
SCM35 OF14/15	APPOINTMENT OF AN ACCREDITED TRAINING SERVICE PROVIDER TO TRAIN SUPPLY CHAIN EMPLOYEES AND SUPPLY CHAIN COMMITTEES.	BANTU BANYE INVESTMENTS CC T/A BANTU BANYE SKILLS	Training commenced on the 30th of March 2015.
			Training for unit standard 116353 completed successfully with SCM employees.
			Training for unit standard 337061 completed successfully with bid committee members.
			Training will continue in the next financial year.
SCM39 OF 14/15	UPGRADE OF BERG STREET SWIMMING POOL.	UGESI CONTRACTORS	Work on site has commenced.
			Pool has been cleaned and engineering details have been completed.
			Parks department completed removal of trees around the pool.
			All materials for fitment have been ordered and awaiting delivery to commence fitment.
			Addition to the works; contractor will be putting in a Jojo tank to help in storing sifted residues from the pool that may block sewage pipes.
			Project manager requested the contractor to have a full-time security on site.
			The project is on board.
SCM43 OF 14/15	APPOINTMENT OF A SERVICE PROVIDERS TO PROVIDE PROFESSIONAL EVENT MANAGEMENT SERVICES TO THE MSUNDUZI MUNICIPALITY	SANDAKAHLE TRADING	Sandakahle(Golden Games on 14 April 2015)the event went very well
		XOLISISIZWE	Xolisizwe(Disability Games on 21 April 2015) the event went very well
		TRIPPLE NINE TRADING	Tripple Nine Trading(Human Rights Programme on 17 April 2015) the event went very well
		ANZOMONDE JOBE	Anzomonde (Investment Conference on 5, 6,7 &8 May 2015) the event was a success
SCM75 of 14/15	COMPLETION CONTRACT FOR THE CONSTRUCTION OF MOSES MABHIDA MULTIPURPOSE CENTRE	ZETHEMBE MAINTENANCE AND GENERAL SERVICES	Site handover was done on 8th May 2015.
			The contractor is to commence with site establishment as of the 11th May 2015

TABLE 173: MSUNDUZI MUNICIPALITY SUPPLY CHAIN MANAGEMENT UNIT - SERVICE PROVIDERS MONTHLY MONITORING OF PERFORMANCE REPORTS 1 JULY 2013 – 30 JUNE 2014

No.	DESCRIPTION	CONTRACT 'S NAME	STATUS
SCM 21 OF 13/14	THE APPOINTMENT OF CONSULTING ENGINEERS TO PROVIDE PROFESSIONAL GEOTECHNICAL ENGINEERING SERVICES FOR THE INVESTIGATION OF SOIL MOVEMENTS AND FLOODING OF HOUSES IN CALUZA AREA, WARD 20, EDENDALE.	SRK CONSULTING SOUTH AFRICA PTY LTD	The project has been completed and awaiting for the completion certificate from the Project Manager.
SCM 22 OF 13/14	REHABILITATION OF KWANYAMAZANE MAIN ROAD	INKONKA CIVILS	This project has reached practical completion
			The contractor is busy with the snug list
			Quality of work is satisfactory
SCM 27 OF 13/14	LEASING OF DESKTOP AND LAPTOP COMPUTERS	EKHWESI BUSINESS SOLUTIONS (PTY) LTD	The contract is going accordingly and the service provider's performance meets all the contractual requires.
			ICT Department is pleased with the high service standards received from Ekhwesi.
SCM 25 OF 13/14	PROVISION OF DEBRIS NET INCLUDING REMEDIAL WORK TO BRICKWORK AT PROFESSOR NYEMBEZI BUILDING	QULOTEC TRADING CC	The project is complete but awaiting the completion certificate from the Business unit i.e. Roads.
SCM 41 OF 13/14	AUDIT OF MSUNDUZI REPORTS	SIYAZAMA CONSULTING	According to the Project Manager, the deliverables were satisfactory and on-time. The project is complete and awaiting a Closeout Report.
SCM 43 OF 13/14	APPOINTMENT OF A SERVICE PROVIDER TO CONDUCT AUDIT VERIFICATION FOR ALL MSUNDUZI MUNICIPALITY RENTAL HOUSING STOCK	TAHIRI TRADING (PTY) LTD	The project is almost complete; the service provider is ahead of the programme of works. The deliverables are acceptable and the Business unit- Housing is happy with the outcome of the project.
SCM 45 OF 13/14	APPOINTMENT OF A PANEL OF FORENSIC INVESTIGATORS / COMPUTER FORENSIC EXPERTS.	GERHARDUS MARITHINUS CLOETE	The contract is underway and the performance is satisfactory.
SCM 45 OF 13/14	APPOINTMENT OF A PANEL OF FORENSIC INVESTIGATORS / COMPUTER FORENSIC EXPERTS.	COMPUTER SECURITY AND FORENSIC SOLUTIONS	The contract is underway and the performance is satisfactory.
SCM 45 OF 13/14	APPOINTMENT OF A PANEL OF FORENSIC INVESTIGATORS / COMPUTER FORENSIC EXPERTS.	PHUMLANI MKHIZE AND ASSOCIATES	The contract is underway and the performance is satisfactory.
SCM 45 OF 13/14	APPOINTMENT OF A PANEL OF FORENSIC INVESTIGATORS / COMPUTER FORENSIC EXPERTS.	GOVERT VETTEN FORENSIC INVESTIGATOR	The contract is underway and the performance is satisfactory.
SCM 55 OF 13/14	CONSTRUCTION OF ADVERTISING STRUCTURE AT THE MUNICIPAL MARKET, MKHONDENI, PIETERMARITZBURG	QULOTEC TRADING CC	Cession for the installation of the signage on the advertising structure
			Signage has been installed on the structure.
SCM 56 OF 13/14	CIVIL ENGINEERING SERVICES FOR UPGRADING OF LANDFILL SITE	ENVITECH SOLUTIONS (PTY) LTD	The management of the project SCM 8 of 14/15 is underway and the Engineer's management skills are good and their work performance is acceptable. The practical completion of the project is 01st June 2015.
SCM 63 OF 13/14	APPOINTMENT OF AN IMPLEMENTING AGENT TO PREPARE, PACKAGE AND IMPLEMENT THE KWA 30 HOUSING PROJECT CONSISTING Of 400 UNITS	MOSEGEDI AND ASSOCIATES (PTY) LTD	The feasibility study has been successfully completed.
			The contract was handed back to the Department Human settlement.
SCM 77 OF 13/14	RELOCATION OF BULK WATER FEEDER MAINS	ESCOR CONSTRUCTION	The contractor is currently trenching for pipe laying
			And the pipes have been procured
SCM 78 OF 13/14	CONSTRUCTION OF 10ML RESERVOIR: MASONS	NOTTS PROJECTS	The contractor is 3 weeks ahead of schedule on this project
			The quality of work is satisfactory
SCM82 OF 13/14	MONITORING OF EIGHT DEPTH ONLY MEASURE MOBILE FLOW MONITORING STATION	JOAT SALES & SERVICES	Contractor is currently installing the equipment
			The contractor is still slightly behind project schedule
SCM 83 OF 13/14	WATER PIPE LINE EXTENSION	MAKHUBU CIVILS	The contractor is busy with all the wards concurrently and they have managed to reach 90% completion in ward8, and less than 50% completion in other wards.
			According to the progress on site the contractor has excavated and laid 3,3km of pipe out of 3.3 km in ward 8. There is 10% of works that is still under construction.

TABLE 173: MSUNDUZI MUNICIPALITY SUPPLY CHAIN MANAGEMENT UNIT - SERVICE PROVIDERS MONTHLY MONITORING OF PERFORMANCE REPORTS 1 JULY 2013 – 30 JUNE 2014			
No.	**DESCRIPTION**	**CONTRACT 'S NAME**	**STATUS**
SCM 87 OF 13/14	REFURBISHMENT OF MUNICIPAL MARKET	GOLDEN EMPIRE TRADING 58 CC	Contractor still onsite and requested a further extension of time.
			The cessionary (Cochrane) has delivered 600m of the correct material.
			The correct material is to be erected and defective/substandard material replaced.
SCM 88 OF 13/14	CONSTRUCTION OF THE BROOKSIDE TAXI HOLDING AREA	HI-GLEN CONSTRUCTION	The issue of the material in regard with the Engineer (Kamawewe) delays the progress on site.
			The works is progressing slowly until the matter is resolved.
			Ablutions are completed, street lights are installed, fencing around the Ablution blocks is erected and the sub-contractor is busy laying the sewer pipes. (Pictures attached).
MAY 2016 - REPORT			
SCM 21 OF 13/14	THE APPOINTMENT OF CONSULTING ENGINEERS TO PROVIDE PROFESSIONAL GEOTECHNICAL ENGINEERING SERVICES FOR THE INVESTIGATION OF SOIL MOVEMENTS AND FLOODING OF HOUSES IN CALUZA AREA, WARD 20, EDENDALE.	SRK CONSULTING SOUTH AFRICA PTY LTD	Waiting for the completion certificate/ closeout report from the Business unit.
SCM 22 OF 13/14	REHABILITATION OF KWANYAMAZANE MAIN ROAD	NKONKA CIVILS	This contract has reached practical completion and the contractor is finishing the snug list. And handing over of the road back to the Municipality.
SCM 25 OF 13/14	PROVISION OF DEBRIS NET INCLUDING REMEDIAL WORK TO BRICKWORK AT PROFESSOR NYEMBEZI BUILDING	QULOTEC TRADING CC	Waiting for the completion certificate/ closeout report from the Business unit.
SCM 27 OF 13/14	LEASING OF DESKTOP AND LAPTOP COMPUTERS	EKHWESI BUSINESS SOLUTIONS (PTY) LTD	The contract is going accordingly and the service provider's performance meets all the contractual requires.
SCM 41 OF 13/14	AUDIT OF MSUNDUZI REPORTS	SIYAZAMA CONSULTING	The project is complete and awaiting for a completion certificate / closeout report.
SCM 43 OF 13/14	APPOINTMENT OF A SERVICE PROVIDER TO CONDUCT AUDIT VERIFICATION FOR ALL MSUNDUZI MUNICIPALITY RENTAL HOUSING STOCK	TAHIRI TRADING (PTY) LTD	The project is complete and performance acceptable.
SCM 45 OF 13/14	APPOINTMENT OF A PANEL OF FORENSIC INVESTIGATORS / COMPUTER FORENSIC EXPERTS.	GERHARDUS MARITHINUS CLOETE	The contract is underway and the performance is satisfactory.
SCM 45 OF 13/14	APPOINTMENT OF A PANEL OF FORENSIC INVESTIGATORS / COMPUTER FORENSIC EXPERTS.	COMPUTER SECURITY AND FORENSIC SOLUTIONS	The contract is underway and the performance is satisfactory.
SCM 45 OF 13/14	APPOINTMENT OF A PANEL OF FORENSIC INVESTIGATORS / COMPUTER FORENSIC EXPERTS.	PHUMLANI MKHIZE AND ASSOCIATES	The contract is underway and the performance is satisfactory.
SCM 45 OF 13/14	APPOINTMENT OF A PANEL OF FORENSIC INVESTIGATORS / COMPUTER FORENSIC EXPERTS.	GOVERT VETTEN FORENSIC INVESTIGATOR	The contract is underway and the performance is satisfactory.
SCM 56 OF 13/14	CIVIL ENGINEERING SERVICES FOR UPGRADING OF LANDFILL SITE	ENVITECH SOLUTIONS (PTY) LTD	The management of the project SCM 8 of 14/15 is underway and the Engineer's management skills are good and their work performance is acceptable. The practical completion of the project was scheduled for the 01st of June 2015 and extended to 19th of June 2015. The service provider is busy with the snag.
SCM 63 OF 13/14	APPOINTMENT OF AN IMPLEMENTING AGENT TO PREPARE, PACKAGE AND IMPLEMENT THE KWA 30 HOUSING PROJECT CONSISTING Of 400 UNITS	MOSEGEDI AND ASSOCIATES (PTY) LTD	The feasibility study has been successfully completed.
SCM 77 OF13/14	RELOCATION OF BULK WATER FEEDER MAINS	ESCOR CONSTRUCTION	The contract was handed back to the Department of Human settlement.
			The contractor is nineteen (19) days behind the schedule but has put a claim for extension of time of which the consultant is busy considering
			The project is 70% complete
			Completion date for this project is scheduled for 27/07/2015

TABLE 173: MSUNDUZI MUNICIPALITY SUPPLY CHAIN MANAGEMENT UNIT - SERVICE PROVIDERS MONTHLY MONITORING OF PERFORMANCE REPORTS 1 JULY 2013 – 30 JUNE 2014

No.	DESCRIPTION	CONTRACT 'S NAME	STATUS
SCM 78 OF 13/14	CONSTRUCTION OF 10ML RESERVOIR: MASONS	NOTTS PROJECTS	The Contractor on the project is on schedule and the project is progressing very well
			The quality of works is satisfactory
			This project is expected to reach practical completion on 27/07/2015
SCM82 OF 13/14	MONITORING OF EIGHT DEPTH ONLY MEASURE MOBILE FLOW MONITORING STATION	JOAT SALES & SERVICES	Contractor currently busy installing Manhole covers
			The contractor is slightly behind schedule
			Contractor has supplied the equipment
SCM 83 OF 13/14	WATER PIPE LINE EXTENSION	MAKHUBU CIVILS	The contractor is busy with all the wards concurrently and they have managed to reach 99% completion in ward 8, and less than 60% completion in other wards.
SCM 87 OF 13/14	REFURBISHMENT OF MUNICIPAL MARKET	GOLDEN EMPIRE TRADING 58 CC	Contractor still onsite and requested a further extension of time.
			The cessionary (Cochrane) has delivered 600m of the correct material.
			Cochrane have advised that completion of the perimeter fencing has been met
SCM 89 OF 13/14	CONSTRUCTION OF CALUZA SPORTSFIELD AND ASSOCIATED WORKS	ROBERTSON & POOLE	Progress onsite is ongoing
			The appointed Engineer GDB Engineers has made amendments to the structural design to accommodate previously unnoticed mistakes.
			The shutter doors close internally and no provisions were in place to enter the hall, these has been rectified the contractor removed previously laid bricks and fitted a door. One of the walls also went to high without appropriate reinforcements this according to the contractor has been resolved.
SCM 1 OF 14/15	SPECIALISED CONTRACT SCM 1 OF 14/15 – DETAIL DESIGN AND CONSTRUCTION OF NON MOTORISED TRANSPORTATION	KAMAWEWE DEVELOPMENT CONSULTANTS	Progress Reports for April & May are still outstanding the Consultant has been requested to submit the outstanding progress report.
SCM 2 OF 14/15	PROPOSAL CALL FOR A R 200 MILLION LONG-TERM DEBTS FACILITY PROVISION FOR THE MSUNDUZI MUNICIPALITY FOR ELECTRICAL INFRASTRUCTURE-CAPITAL EXPENDITURE	DEVELOPMENT BANK OF SOUTHERN AFRICA	A first draw down of R 100 000 000 has been received by the Municipality as per agreement.
SCM 5 OF 14/15	SUPPLY AND INSTALLATION OF NEW PALISADE FENCING TO VACANT SITES TO BE USED AS A COMMUNITY CENTERE AT WARD 3 (ENQABENI) AND WARD 28 LOTUS PARK, NORTHDALE	CATERPILLAR TRADING	The contractor was granted six (6) weeks extension of time
			The Contractor has completed the fencing of Community centre at ward 3 Enqabeni. But the contractor is failing to complete the other works at ward 28 Lotus Park Northdale due to cash flow problems.
			The Contractor's performance is exceptional; however the contractor is experiencing delays in receiving materials from their suppliers.
SCM 8 OF 14/15	UPGRADING OF NEW ENGLAND LANDFILL	MOVE – ON-UP 111 CC T/A CONSTRUCTION & PLANT	Contractor has performed satisfactory towards the latter part of the contractor.
			Standard of work was acceptable and completed the project on-time. The handover is on the 19th of June 2015.
			The company is recommended for future projects.
SCM 10 OF 14/15	CONSTRUCTION, RENOVATIONS AND ALTERATIONS TO ASHDOWN LIBRARY.	SIZIMISELENGOMSEBENZI	The application for 45 day extension on contract period was approved.
			Roof trusses have been erected.
			Awaiting Beam filling after trusses erection.
			Electrical installation is complete.
SCM 24 OF 14/15	UPGRADE OF DISTRICT ROAD D1128 IN VULINDLELA PHASE III	SIVA PILLAY CONSTRUCTION	Site establishment is complete
			Contractor is currently busy with earthworks
			In some sections of the road the Contractor has put some layer works for G5 material which have been laid.
SCM 23 OF 14/15	SUPPLY AND DELIVERY OF 300 BRUSH CUTTERS COMPLETE WITH SAFETY HARNESSES	PIETERMARITZBURG POWER PRODUCTS CC	The machines were delivered on the 13th of February 2015 and they are still in a good Condition.

TABLE 173: MSUNDUZI MUNICIPALITY SUPPLY CHAIN MANAGEMENT UNIT - SERVICE PROVIDERS MONTHLY MONITORING OF PERFORMANCE REPORTS 1 JULY 2013 – 30 JUNE 2014			
No.	**DESCRIPTION**	**CONTRACT 'S NAME**	**STATUS**
SCM 25 OF 14/15	MAINTENANCE OF AN ELECTRONIC DOCUMENT AND RECORDS MANAGEMENT SYSTEM (EDRMS)	DATACENTRIX	Electronic document and records management system has been completed-contractor is in process of administrating training.
			Rendition server was not approved.
			Complete migration of documents from docu-soft to the new document system has been completed.
			The contractor is currently busy will layer works and the contractors overall progress on site is approximately 52% as at 28 May 2015.
SCM 28 OF 14/15	CONSTRUCTION OF APPROXIMATELY 0.7KM OF THE WILLOWFOUNTAIN MAIN ROAD IN WARD 14, EDENDALE	VIP CONSTRUCTION CC	The Contractor's performance is exceptional; however the contractor is experiencing delays due to illegal water connections.
			On the construction side, the contractor has finished with the G9 land currently laying G7.
SCM 29 OF 14/15	MAINTENANCE OF GRASS PITCH AT THE HARRY GWALA STADIUM	SERVEST LANDSCAPING AND TURF A DIVISION OF SERVEST (PTY) LTD	The project commenced on 29 November 2014. The deliverables are acceptable.
SCM 30 OF 14/15	SUPPLY, INSTALLATION , MAINTENANCE OF FIRE DETECTION AND SUPPRESSION SYSTEM IN DATA CENTRE	KGT ENTERPRISES	The installation and commissioning has been undertaken in accordance with the recommendations of SANS.
			It was recommended that the system is maintained once every 6 months in accordance with the relevant South African standard.
SCM 39 of 14/15	UPGRADE OF BERG STREET SWIMMING POOL	UGESI CONTRACTORS	Final preparations of the pool base for installation of base tiles are complete.
			Installation of paver tiles has commenced.
			Main commissioning complete waiting for water supply.
			Flood Lights have been erected.
			Due to delay in arrival of base tiles contractor will be requesting an extension on contract period, ship with tiles will dock on the 10th June.
			Preparation of change room walls for painting is complete, door frames have been removed for installation of new wooden door frames.
SCM43 OF 14/15	APPOINTMENT OF A SERVICE PROVIDERS TO PROVIDE PROFESSIONAL EVENT MANAGEMENT SERVICES TO THE MSUNDUZI MUNICIPALITY	SANDAKAHLE TRADING	Sandakahle: the event was a success (Golden Games)
		XOLISISIZWE	Xolisizwe: the event was a success (Moral Regeneration)
		TRIPPLE NINE TRADING	Tripple Nine: (will be coordinating the Mayoral games 26/06/2015)
		ANZOMONDE JOBE	Anzomonde: the event was a success (talent search Program)
SCM 45 OF 14/15	SUPPLY AND DELIVERY OF FORKLIFT	CRITERION EQUIPMENT	No order has been created for this contract.
			Business unit has no available funds.
			Orders will only be created next financial year.
SCM 47 OF 14/15	SPECIALISED CONTRCAT MAINTENANCE AND SUPPORT FOR ALCATEL OMNI PABX ENTERPRISE	BYTES MANAGEMENT SOLUTION	The project commenced and the performance is acceptable.
SCM 50 OF 14/15	SUPPLY AND DELIVERY OF YELLOW PLANT	ELB EQUIPMENT HOLDINGS, BABCOCK, HIGH POWER EQUIPMENT	No order has been created for this contract.
			Business unit has no available funds.
			Orders will only be created next financial year.
SCM 52 OF 14/15	SUPPLY, DELIVERY AND COMMISSIONING OF NEW LIFT AND GOODS HOIST AT BESSIE HEAD LIBRARY	KONE ELEVATORS PTY LTD	The Lift has been installed but not yet commissioned,
			The Project manager has a challenge regarding the installation and commissioning of Goods Hoist the meeting will be held on 11/06/2015 to resolve the matter.
SCM 55 OF 14/15	MAINTENANCE AND SUPPLY OF FIBRE OPTIC UTP CABLE	PHUTHUMA TECHNOLOGIES (PTY) LTD	Project Manager, Mr. Lumamba Jijana is happy with the service of the company.
SCM 57 OF 14/15	GENERAL CLEANING OF FREEDOM SSQUARE TAXI RANK	JACKSONS CLEANING SERVICES	The contract is underway and the 6 ablutions are not working and that is hindering the maintenance to the cleaners. That matter has been forwarded to the Business unit for repairs. Pictures attached.

TABLE 173: MSUNDUZI MUNICIPALITY SUPPLY CHAIN MANAGEMENT UNIT - SERVICE PROVIDERS MONTHLY MONITORING OF PERFORMANCE REPORTS 1 JULY 2013 – 30 JUNE 2014

No.	DESCRIPTION	CONTRACT 'S NAME	STATUS
SCM 63 OF 14/15	UPGRADING OF INTERNAL ROADS, UNIT P	INKONKA CIVILS	Site handover was on the 25th May 2015.
			Contractor will establish site on the 3rd June 2015.
SCM 75 OF 14/15	COMPLETION OF MOSES MABIDA COMMUNITY CENTER	ZETHEMBE MAINTENANCE AND GENERAL	Site establishment is 98% complete.
			Contract is busy with demolition of walls and erection of new walls inside the community Center.
SCM 78 OF 14/15	UPGRADES TO PROFESSOR NYEMBEZI AND AS CHETTY BUILDING LIFT FOYER AREAS	ZAYEKA TRADING	Contractor has been appointed at the negotiated rate.
			Contractor was also asked to reduce the time period of 8 weeks to 4 weeks
			A program submitted by the contractor indicated works to be scheduled till last week of August 2015
SS34 OF 2014	MAINTENANCE AND GARDENING SERVICES TO THE NEW ENGLAND LANDFILL SITE, PIETERMARITZ-BURG	DRH TRADING ENTERPRIZE	The project is underway and progressing well.
7/S32 OF 14/15	PARTICIPATION IN THE CONTRACT FOR THE APPOINTMENT OF OUTSOURCED AGENCIES FOR COLLECTION OF OUTSTANDING DEBTORS ACCOUNTS OLDER THAN 60 DAYS	MT MTHIMANDZE PROJECT AND CONSULTING (PTY) LTD	The consultant has started work.
25/S36 of 14/15	SUPPLY, DELIVERY, OFFLOADING, INSTALLATION OF 132KV GIS SWITCHGEAR FOR PRINCE ALFRED STREET SUBSTATION INCLUDING THE CONSTRUCTION OF SUBSTATION BUILDING AT PRINCE ALFRED AND ALTERATIONS TO ELECTRICAL WORK AT BOTH PRINCE ALFRED AND RETIEF STREET SUBSTATION UP TO COMMISSIONING	CONSOLIDATED POWER PROJECTS (PTY) LTD	Contractor anticipates completing works on the substation on the 31st July 2015 and remainder of work on the 31st of August 2015.
			Revised schedule shows a completion date of December.
			Contractor 2 days behind on civil works.
			Yard alteration and preparation for building has been completed.
			Contractor has begun construction of substation building at Prince Alfred street substation.
			189136 records were received from TransUnion.
5/S32 OF 14/15	DEBTORS DATA CLEANSING; UPDATING AND VERIFICATION	TRANSUNION CREDIT BUREAU	Comparisons between data received from TransUnion and ProMIS revealed differences.
			Lance Stratford experiencing difficulty in changing of data as changes need human verification prior to uploading electronically.
			Project has been parked while project manager arranges a meeting with TransUnion to discuss challenges and quality of data received.
SS 7 OF 2013	SECTION: 4 SUPPLY OF LIQUEFIED GAS (L.P.G), ETHYLENE GAS AND LASAL ALPHAGAZ 1 (N2 2.0)	AIRFLAX	The project manager is satisfied with the service provider
4/S32 Of 14/15	PARTICIPATION IN THE CONTRACT FOR THE SAP PROFESSIONAL SUPPORT SERVICES	EOH MTHOMBO (PTY) LTD	EOH was appointed through SCM regulation 32 (a contract secured from City of Johannesburg to implement the FMS). The project is currently at planning stage and the service provider is currently busy with the assessment of the ICT infrastructure.
SCM 32-R OF 13/14	APPOINTMENT OF CO-OPERATIVES TO PROVIDE DOMESTIC REFUSE COLLECTION IN PREVIOUSLY PHB HOUSING AREAS CURRENT INFORMAL AREAS FOR THE MSUNDUZI MUNICIPALITY	MDAYI AND NKOMOSE TRADING	The project is going on well although there were few political challenges at the beginning of the project. However there were resolved by involving both the mayor and the deputy Mayor.
		PRIMARY COOPERATIVE LTD	
		SAKHUBUNTU CO-OPERATIVE LIMITED	
		CREATORS 223 AGRIC CO-OP LTD	
		FARZAHMOH PROPERTY DEVELOPMENT CO-OPERATIVE LIMITED	
		ZIBAMBELE CO-OP SESIFIKILE C	

TABLE 173: MSUNDUZI MUNICIPALITY SUPPLY CHAIN MANAGEMENT UNIT - SERVICE PROVIDERS MONTHLY MONITORING OF PERFORMANCE REPORTS 1 JULY 2013 – 30 JUNE 2014

No.	DESCRIPTION	CONTRACT 'S NAME	STATUS
JUNE 2016 - REPORT			
SCM 1 OF 14/15	DETAIL DESIGN AND CONSTRUCTION OF NON MOTORISED TRANSPORTATION	KAMAWEWE DEVELOPMENT CON-SULT-ANTS	The service provider has submitted their drawings and the assessment report to Transportation Department.
			Transportation was not happy with the quality of the submitted report and offered help to the service provider on compilation of the report with emphasis on the expected quality of information.
SCM 52 OF 14/15	SUPPLY, DELIVERY AND COMMISSIONING OF NEW LIFT AND GOODS HOIST AT BESSIE HEAD LIBRARY	KONE ELEVATORS PTY LTD	The passenger lift has been commissioned and handed over to Bessie Head Library for usage.
			The Goods hoist will be handed over at the end of July.
			The project manager and the consultant are happy with the Quality and performance of the Service provider
SCM 77 OF 13/14	RELOCATION OF BULK WATER FEEDER MAINS	ESCOR CONSTRUCTION	Bigen Africa is doing a good job in terms of project management and project monitoring.
			Project is 78% complete.
			The contractor is 19 days behind program.
			Contractor has put in a request for extension of time which the consultant is busy considering.
			Completion date 27/07/2015
SCM 78 OF 13/14	CONSTRUCTION OF 10ML RESERVOIR: MASONS	NOTTS PROJECTS	Contractor is on schedule and project is progressing satisfactorily.
			The quality of work is satisfactory.
			Project is expected to reach practical completion on 27/07/2015.
SCM 75 OF 14/15	COMPLETION OF MOSES MABIDA COMMUNITY CENTER	ZETHEMBE MAINTENANCE AND GENERAL	Site establishment is 100% complete.
			Contractor is busy with partitioning and erection of new walls inside the community Center.
SS 55 OF 2014	MAINTENANCE OF SURFACED ROAD AND RELATED INFRASTRUCTURE	SNOTHANDO	Contract is proving to be hard to monitor since the user department (Roads) does not involve SCM in the rotation of Service providers for works on this contract.
		ELCO	Work is awarded to one contractor.
		HIGH-END	Contract is valued at millions per project and SCM is not able to track and report the expenditure due to users not informing SCM Unit on contract usage.
		KULU CIVILS	
SCM82 OF 13/14	MONITORING OF EIGHT DEPTH ONLY MEASURE MOBILE FLOW MONITORING STATION	JOAT SALES & SERVICES	Contractor has supplied the equipment
			Contractor currently busy installing Manhole covers
			The contractor is back on schedule.
SCM43 OF 14/15	APPOINTMENT OF A SERVICE PROVIDERS TO PROVIDE PROFESSIONAL EVENT MANAGEMENT SERVICES TO THE MSUNDUZI MUNICIPALITY	SANDAKAHLE TRADING	There is desertification by the service providers about not being paid in time and unclear specifications on the contract.
		XOLISISIZWE	Creditors and Internal Audit are not happy about the terms of reference on contract.
		TRIPPLE NINE TRADING	SCM has requested a meeting with the two business units to address raised issues prior to calling in the service provider.
		ANZOMONDE JOBE	
SCM24 OF 14/15	UPGRADE OF DISTRICT ROAD D1128 IN VULINDLE-LA PHASE III	SIVA PILLAY CONSTRUCTION	Site establishment is complete
			Contractor is currently busy with layer works
			The quality of work and the performance of the contractor are satisfactory.
SCM 2 OF 14/15	PROPOSAL CALL FOR A R 200 MILLION LONG-TERM DEBTS FACILITY PROVISION FOR THE MSUNDUZI MUNICIPALITY FOR ELECTRICAL INFRA-STRUCTURE-CAPITAL EXPENDITURE	DEVELOPMENT BANK OF SOUTHERN AFRICA	The first draw down of R100 000 000 has been received by the Municipality as per agreement. The user department (Revenue) is happy with the performance of the service provider.
7/S32 OF 14/15	PARTICIPATION IN THE CONTRACT FOR THE APPOINTMENT OF OUTSOURCED AGENCIES FOR COLLECTION OF OUTSTANDING DEBTORS AC-COUNTS OLDER THAN 60 DAYS	MT MTHIMANDZE PROJECT AND CONSULTING (PTY) LTD	The consultant has started work. Service Level Agreement has been finalized and signed by both parties.

TABLE 173: MSUNDUZI MUNICIPALITY SUPPLY CHAIN MANAGEMENT UNIT - SERVICE PROVIDERS MONTHLY MONITORING OF PERFORMANCE REPORTS 1 JULY 2013 – 30 JUNE 2014

No.	DESCRIPTION	CONTRACT 'S NAME	STATUS
SCM 39 OF 14/15	UPGRADE OF BERG STREET SWIMMING POOL	UGESI CONTRACTORS	Coping tiles and pavers installed. Installation of floor and wall tiles in the pool is 70%.
			Contractor has submitted a claim for extension of time to the business unit.
			Porcelain tiles have arrived on site.
			Terrazzo paving and edge coping tiles have been installed.
			Renovations of change rooms have been completed.
10/S36 OF 14/15	SUPPLY, DELIVERY, OFFLOADING, INSTALLATION JOINTING AND TERMINATION OF 132KV CABLES	AFRICAN CABLES A DIV. OF ATC (PTY) LTD T/A CBI ELECTRIC AFRICAN CABLES	Progress for SS Trading: 54% from target of 60%.
			Section 1: 100% backfilling and Cable laying, reinstatement in progress; man-holes and joint bay outstanding.
			Section 2: 100% backfilling and cable laid; man-holes and joint bay outstanding.
			Section 3: 80% backfilling, 100% cable laid.
			Section 4: 100% cable installed, busy with backfilling- concrete slabs to be filled.
			Section 5: 100% excavated and pumps have been put in up to Boom Street.
			Major road crossings all complete up to but excluding Albert Luthuli.
			Progress for CRE: 54% from target of 60%
			Section 8: 37% trench excavation.
			Section 9: 100% trench excavation, Jabu Ndlovu road crossing excavated but not piped, 75% cable installed.
			Section 10: complete.
25/S36 OF 14/15	SUPPLY, DELIVERY, OFFLOADING, INSTALLATION OF 132KV GIS SWITCHGEAR FOR PRINCE ALFRED STREET SUBSTATION INCLUDING THE CONSTRUC-TION OFSUBSTATION BUILDING AT PRINCE ALFRED AND ALTERATIONS TO ELECTRICAL WORK AT BOTH PRINCE ALFRED AND RETIEF STREET SUBSTATION UP TO COMMISSIONING	CONSOLIDATED POWER PROJECTS (PTY) LTD.	Construction of new building has commenced
			Contractor is a week behind schedule due to first group of workers incorrect erection of steel shutters resulting in the need to bring in new staff to demolish and re-erect the shuttering prior to concrete being poured in.
			100% complete on blinding of foundations
			Re-enforcing, concrete on foundations 100% complete
			Currently working on foam work on walls
			Working on external works (concrete plinths) foam work on walls.
			To appoint a consultant to provide an EMP for Environmental section to monitor compliance against.
			Contractor to send excavated soils to lab for testing. Contractor considering using the excavated soil as a backfill should the lab approve.
5/S32 OF 14/15	DEBTORS DATA CLEANSING: UPDATING AND VERIFICATION	TRANSUNION CREDIT BUREAU	All difficulties regarding data received from TransUnion were tabled in the Strategic Management Committee and resolved.
			The files have already been given to Moses Ngobese (Cons. Billing manager) for review.
SCM 63 OF 14/15	UPGRADING OF INTERNAL ROADS: UNIT 14 /UNIT P	INKONKA CIVILS	Site establishment has been completed
			80% setting out, outstanding road 35
			60% clearing and grubbing
			30% with earthworks
			Contractor experiencing delays with works due to delays in water sections relocation of waterlines, one of the roads has an Eskom pole which has to be relocated as well as stand pipes in various sites.
			Project manager is consulting with water section regarding the water lines.
SCM 10 OF 14/15	CONSTRUCTION, RENOVATIONS AND ALTERATIONS TO ASHDOWN LIBRARY	SIZIMISELENGOMSEBENZI	Roof trusses have been delivered and erected
			Roof sheeting to be installed on the 15th July 2015.
			Electrical work underway.

TABLE 173: MSUNDUZI MUNICIPALITY SUPPLY CHAIN MANAGEMENT UNIT - SERVICE PROVIDERS MONTHLY MONITORING OF PERFORMANCE REPORTS 1 JULY 2013 – 30 JUNE 2014

No.	DESCRIPTION	CONTRACT 'S NAME	STATUS
SCM 89 OF 13/14	CONSTRUCTION OF CALUZA SPORTSFIELD AND ASSOCIATED WORKS	ROBERTSON & POOLE	Progress onsite is ongoing.
			Project has met practical completion contractor awaiting floor material to be delivered.
			Completion expected to be the 31st of July 2015.
SCM 78 OF 14/15	UPGRADES TO PROFESSOR NYEMBEZI AND AS CHETTY BUILDING LIFT FOYER AREAS	ZAYEKA TRADING	Practical completion has been met on the works and the contractor is attending to the snags.
SCM 21 OF 13/14	THE APPOINTMENT OF CONSULTING ENGINEERS TO PROVIDE PROFESSIONAL GEOTECHNICAL ENGINEERING SERVICES FOR THE INVESTIGATION OF SOIL MOVEMENTS AND FLOODING OF HOUSES IN CALUZA AREA, WARD 20, EDENDALE.	SRK CONSULTING SOUTH AFRICA PTY LTD	Awaiting completion certificate/ closeout report from the Business unit.
SCM 25 OF 13/14	PROVISION OF DEBRIS NET INCLUDING REMEDIAL WORK TO BRICKWORK AT PROFESSOR NYEMBEZI BUILDING	QULOTEC TRADING CC	Awaiting completion certificate/ closeout report from the Business unit.
SCM 41 OF 13/14	AUDIT OF MSUNDUZI REPORTS	SIYAZAMA CONSULTING	Awaiting completion certificate / closeout report.
SCM 43 OF 13/14	APPOINTMENT OF A SERVICE PROVIDER TO CONDUCT AUDIT VERIFICATION FOR ALL MSUNDUZI MUNICIPALITY RENTAL HOUSING STOCK	TAHIRI TRADING (PTY) LTD	Project is complete. Performance was acceptable. Awaiting completion certificate/ closeout report.
SCM 45 OF 13/14	APPOINTMENT OF A PANEL OF FORENSIC INVESTIGATORS / COMPUTER FORENSIC EXPERTS.	GERHARDUS MARITHINUS CLOETE	Contract is underway and performance is satisfactory.
SCM 45 OF 13/14	APPOINTMENT OF A PANEL OF FORENSIC INVESTIGATORS / COMPUTER FORENSIC EXPERTS.	COMPUTER SECURITY AND FORENSIC SOLUTIONS	Contract is underway and performance is satisfactory.
SCM 45 OF 13/14	APPOINTMENT OF A PANEL OF FORENSIC INVESTIGATORS / COMPUTER FORENSIC EXPERTS.	PHUMLANI MKHIZE AND ASSOCIATES	Contract is underway and performance is satisfactory.
SCM 45 OF 13/14	APPOINTMENT OF A PANEL OF FORENSIC INVESTIGATORS / COMPUTER FORENSIC EXPERTS.	GOVERT VETTEN FORENSIC INVESTIGATOR	Contract is underway and performance is satisfactory.
SCM 56 OF 13/14	CIVIL ENGINEERING SERVICES FOR UPGRADING OF LANDFILL SITE	ENVITECH SOLUTIONS (PTY) LTD	The management of the project SCM of 14/15 is complete and the site handover was done on 26 July 2015.
			The work standard was satisfactory.
			Awaiting a closeout report which will be submitted before the end of July 2015.
SCM 61 OF 13/14	REALIGNMENT AND WIDENING OF THWALA ROAD	BR TSIMA AND MASIQHAME JV	Project commenced on 06 June 2014 with a projected completion date of 30 June 2015 for all phases.
			Storm water drainage is 99% on phase 1 and phase 2 is 97%
			Pipe sleeves are 100% completed on phase 1 and phase 2 is 95%.
			Walkways layer works preparation is at 90% for phase 1 and 70% for phase 2.
			Drive way access is at 95% for phase 1 and 35% for phase2.
			The overall work completion for both phase 1 and phase 2 is 82%.
SCM 88 OF 13/14	CONSTRUCTION OF THE BROOKSIDE TAXI HOLDING AREA	HI-GLEN CONSTRUCTION	The issue of material in regard with the Engineer (Kamawewe) has been slightly resolved.
			The business unit requested approval of additional funds from the BAC in order to speed-up and complete the project.
			The contractor is busy laying G5. .
SCM 6 OF 14/15	FABRICATION, INSTALLATION AND REPLACEMENT OF STRUCTURAL STEEL PASSENGER SHELTERS AT VARIOUS BUS & MINI-BUS TAXI STOPS WITHIN THE MSUNDUZI MUNICIPALITY	AKEW INVESTMENTS T/A A D SPEC	The project commenced on 21 January 2015 with contract period being two (2) years.
			20 shelters are erected in various wards and the deliverables are good.
			Project will resume in the next financial year once the new areas are identified.

TABLE 173: MSUNDUZI MUNICIPALITY SUPPLY CHAIN MANAGEMENT UNIT - SERVICE PROVIDERS MONTHLY MONITORING OF PERFORMANCE REPORTS 1 JULY 2013 – 30 JUNE 2014

No.	DESCRIPTION	CONTRACT 'S NAME	STATUS
SCM 8 OF 14/15	UPGRADING OF NEW ENGLAND LANDFILL	MOVE – ON-UP 111 CC T/A CONSTRUCTION & PLANT	Standard of work was acceptable and completed the project on-time.
			Company is recommended for future projects.
			Awaiting completion certificate/ closeout report.
			The project is complete and the handover was done on 26 June 2015.
SCM 27 OF 14/15	SUPPLY, DELIVERY AND OFF-LOADING OF TEN SLASHER MOWER ATTACHMENTS FOR TRACTORS WITH PTO SHAFTS	OLYMPUS ENTERPRISES (PTY) LTD	Awaiting completion certificate/ closeout report.
SCM 29 OF 14/15	MAINTENANCE OF GRASS PITCH AT THE HARRY GWALA STADIUM	SERVEST LANDSCAPING AND TURF A DIVISION OF SERVEST (PTY) LTD	Project commenced on 29 November 2014.
			The deliverables are acceptable.
			Project is underway and the performance of the company is satisfactory.
			No complaints have been received thus far.
SCM 30 OF 14/15	SUPPLY, INSTALLATION , MAINTENANCE OF FIRE DETECTION AND SUPPRESSION SYSTEM IN DATA CENTRE	KGT ENTERPRISES	The installation and commissioning has been undertaken in accordance with the recommendations of SANS.
			It was recommended that the system be maintained once every 6 months in accordance with the relevant South African standard.
			The company will be back in 6 months for maintenance of the equipment.
SCM 47 OF 14/15	SPECIALISED CONTRACT MAINTENANCE AND SUPPORT FOR ALCATEL OMNI PABX ENTERPRISE	BYTES MANAGEMENT SOLUTION	Project has commenced and performance is acceptable. Project is underway and no problems have been reported thus far.
SCM 57 OF 14/15	GENERAL CLEANING OF FREEDOM SQUARE TAXI RANK	JACKSONS CLEANING SERVICES	Contract is underway and the 6 ablutions are being repaired.
			The cleaning of the toilets is acceptable and no complaints have been received from the community and the taxi rank is clean.
SCM 77 OF 14/15	UPGRADING OF ESIGODINI ROADS (NTOMBELA, DR NKOSI & MPUNGOSE ROADS)	DECK, STEEL & CONCRETE CC	Project commenced on 25 May 2015 with a contract period of 8 months (27/01/2016).
			The contractor is busy with the Earthworks, completed site establishment, site clearance, clear and grub and strip of topsoil.
			The project is underway and the performance is satisfactory.
SS34 OF 2014	MAINTENANCE AND GARDENING SERVICES TO THE NEW ENGLAND LANDFILL SITE, PIETERMARITZBURG	DRH TRADING ENTERPRIZE	Project is on-going and the performance is satisfactory.
SS 67 OF 14/15	PROVISION OF X-RAY	DR KAUFFMAN & PARTNERS INC	Project commenced and the meeting was held on 05 March 2015. The project is underway and the performance is satisfactory.
SCM 27 OF 13/14	LEASING OF DESKTOP AND LAPTOP COMPUTERS	EKHWESI BUSINESS SOLUTIONS (PTY) LTD	Contract is going accordingly and the service provider's performance meets all the contractual requires. ICT Department is pleased with the service standards received from Ekhwesi.
SCM 63 OF 13/14	APPOINTMENT OF AN IMPLEMENTING AGENT TO PREPARE, PACKAGE AND IMPLEMENT THE KWA 30 HOUSING PROJECT CONSISTING Of 400 UNITS	MOSEGEDI AND ASSOCIATES (PTY) LTD	The feasibility study has been successfully completed. The contract was handed back to the Department Human settlement.
SCM 83 OF 13/14	WATER PIPE LINE EXTENSION	MAKHUBU CIVILS	Contractor is busy with all the wards concurrently.
			Contractor has reached 100% completion in ward8 of 3612 with 160 mm diameter of pipes, ward 9 is 91% complete of 2200M with 75mm diameter of pipes ward 5 is 78% complete of 1700M with 75mm diameter of pipes and ward 6 is 63% complete of 1700M with 75mm diameter of pipes and less than 50% completion in ward 1 and 12 of 1700M with 160mm and 75mm diameter of pipes.
			The Contractor's performance is exceptional and the overall completion is at 55%.

TABLE 173: MSUNDUZI MUNICIPALITY SUPPLY CHAIN MANAGEMENT UNIT - SERVICE PROVIDERS MONTHLY MONITORING OF PERFORMANCE REPORTS 1 JULY 2013 – 30 JUNE 2014			
No.	DESCRIPTION	CONTRACT 'S NAME	STATUS
SCM 28 OF 14/15	CONSTRUCTION OF APPROXIMATELY 0.7KM OF THE WILLOWFOUNTAIN MAIN ROAD IN WARD 14, EDENDALE	VIP CONSTRUCTION CC	Contractor is currently busy will layer works.
			Contractors overall progress on site is approximately 70% as at 2 July 2015.
			Contractor's performance is exceptional; however the contractor is experiencing delays due to illegal water connections.
			Contractor has finished with G7 and currently laying G2.
4/S32 Of 14/15	PARTICIPATION IN THE CONTRACT FOR THE SAP PROFESSIONAL SUPPORT SERVICES	EOH MTHOMBO (PTY) LTD	Project is currently at planning stage and the service provider is currently busy with the assessment of the ICT infrastructure.
SCM 32-R OF 13/14	APPOINTMENT OF CO-OPERATIVES TO PROVIDE DOMESTIC REFUSE COLLECTION IN PREVIOUSLY PHB HOUSING AREAS CURRENT INFORMAL AREAS FOR THE MSUNDUZI MUNICIPALITY	MDAYI AND NKOMOSE TRADING	The project is going well.
			Few political challenges were resolved involving both the mayor and the deputy Mayor.
			There are 22 wards in total.
SCM 5 OF 14/15	SUPPLY AND INSTALLATION OF NEW PALISADE FENCING TO VACANT SITES TO BE USED AS A COMMUNITY CENTRE AT WARD 3 (ENQABENI) AND WARD 28 LOTUS PARK, NORTHDALE	CATERPILLE TRADING	The contractor was granted 6 weeks of extension of time.
			The extended period lapsed on the 12th of June 2015.
			Contractor has completed the fencing of Community centre at ward 3 Enqabeni.
			Due to community violence the contractor is having difficulty completing works at ward 28 Lotus Park Northdale.
			Contractor has suffered loss and material damages.
			Contractor's performance is exceptional; however the contractor is experiencing delays in receiving materials from their suppliers.

TABLE 174: EMPLOYEE: SUPPLY CHAIN MANAGEMENT					
Job Level	2013/2014	2014/2015			
	Employees No.	Posts No.	Employees No.	Vacancies (fulltime equivalents No.	Vacancies (as a % of total posts) %
A1-A4	17	36	17	19	53%
B1-B4	16	31	16	15	48%
C1-CU	15	30	17	13	43%
D1 –DU	1	3	3	0	0%
E1 – E2	1	1	1	0	0%
F1 – F2	0	0	0	0	0%
Total	**50**	**101**	**54**	**47**	**47%**

TABLE 175: FINANCIAL PERFORMANCE 2014/2015: SUPPLY CHAIN MANAGEMENT R'000					
Details	2013/2014	2014/2015			
	Actual	Original Budget	Adjustment Budget	Actual	Variances to Budget%
Total Operational Revenue (excl. tariffs)	462	455	455	810	78.02%
Expenditure:					
Employees	16,743	13,301	20,067	18,325	-8.68%
Repairs and Maintenance	33	109	250	150	-40.00%
Other	32,775	31,700	35,952	35,139	-2.26%
Total Operational Expenditure	49,551	45,110	6,269	53,614	-4.72%
Net operational (Service) Expenditure	49,089	44,655	55,814	52,804	-5.39%

TABLE 176: CAPITAL EXPENDITURE: SUPPLY CHAIN MANAGEMENT R'000					
Details	2014/2015				
	Budget	Adjustment Budget	Actual Expenditure	Variances from Adjustment Budget %	Total Project Value
Total All	0	4,058	4,049	-0.22%	
Fuel Management System	0	3,238	3,230	-0.25%	3230
Plant and Equipment	-	35	35	0.00%	35
Furniture	-	42	42	0.00%	42
Stores Roof Replacement	-	743	742	-0.13%	-

COMMENT ON THE PERFORMANCE OF SUPPLY CHAIN MANAGEMENT OVERALL:

LOGISTICS MANAGEMENT

Stores will endeavor to minimize and reduce stock holdings. This can be achieved by working closely with the Business Units in planning and execution of projects that involved procurement activities as well. Part of logistics management is to establish and implement appropriate standards of internal control and warehouse management to ensure that goods placed in stores are secure and only used for the purpose for which they were purchased; regular checking of stock; and monitoring and review of the supply vendor performance to ensure compliance with specifications and contract conditions for particular goods or services.

The stock count for the financial year 2014/2015 proceeded smoothly with every member of the team demonstrating their efforts and energy in achieving a well-run physical count of stock. The purpose of conducting a stock count is to verify and ascertain and benchmark the stock records as reflected by the computer system and that of the physical stock on hand. Any discrepancies or differences on stock are then adjusted on computer system either as losses or surpluses. Further to that the investigation is then conducted and necessary remedies made.

The Central Stores adjustments net write-up of stock of -R1 829 068, 68 was approved.

Obsolete stock of R418 502, 37 calculated at the date of stock count provision made and processed into the ProMIS system as part of the year end process.

Typically obsolete inventory is stock not issued although departments requested central stores to carry those items. If the departments have not requested in a year or more and cannot provide a justification for not requesting the kept items, Central Stores has to recommend that these items be disposed as a surplus. Stores will endeavor to liaise with departments should there be a change in inventory needs.

Both the Stores purchases and consumptions for the financial year 14/15 showed a decreases; purchases down by 15.25% and consumptions by 27.12% comparing to previous year. There is a proper management of inventory and an ongoing liaising with end user sector departments on inventory holdings and have been able to utilize slow moving stock to good advantage

FIG 1: THE GRAPH INDICATES INVENTORY PURCHASES VS INVENTORY CONSUMPTIONS OVER A 4 YEAR PERIOD.

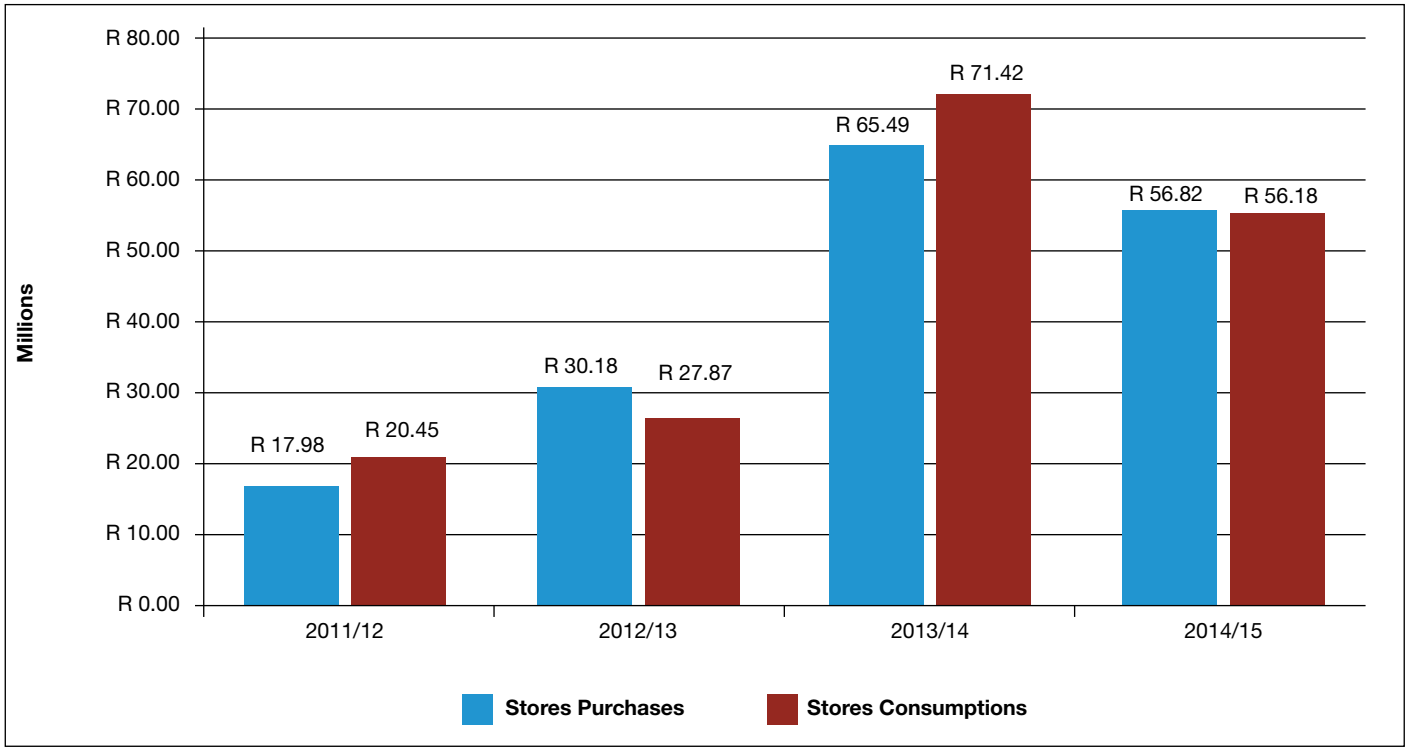

FIN YR	2011-2012	2012-2013	2013-2014	2014-2015
Purchases	R17 983,504	R30 175,593	R65 485,516	R56 817 992
Stores Consumptions	R20 448 250	R27 869 348	R71 421 721	R56 181 088

FUEL

The Council has invested on the electronic fuel management system. All Council vehicles will be installed with a gadget that monitors all fuel transactions. The number of vehicles fitted with the system as at 18 August 2015 stands at 679 and 157 not yet fitted.

The system is now in operation and the reports are generated using the system are as follows:

- Detailed dispense transaction (per site)
- Hourly fuel grade total (per site)
- Monthly fuel grade total (per site)
- Monthly volumes (per site)
- Dispensed transaction total (per site)
- Detailed pump attendee authorization with name
- Vehicle site extract
- Detailed pump authorization (with vehicle information)

Any suspicious transaction is brought to the attention of Internal Audit for their action.

There has been some recognition of cost reduction potential on fuel issues and fuel purchases as a result of the new fuel management system. The consumption levels have steadily decreased. The investment on the fuel management system will provide more accurate cost controls and reporting. Reduce errors and human intervention when generating reports. Also help by providing real time fuel information as and when required. In the future the departments will be provided and advised on the liters each vehicle is consuming and frequency of refuels.

This computer system will also assists Msunduzi Municipality with the following control measures:

- Secure fuelling environment
- Controls pumps
- Minimum or no human intervention
- Fuel volume reduction
- Maximum accuracy
- Improved fuelling efficiency
- Reduced admin resources
- Accurate transaction information

BELOW INFORMATION WAS DRAWN FROM THE NEW FUEL MANAGEMENT SYSTEM

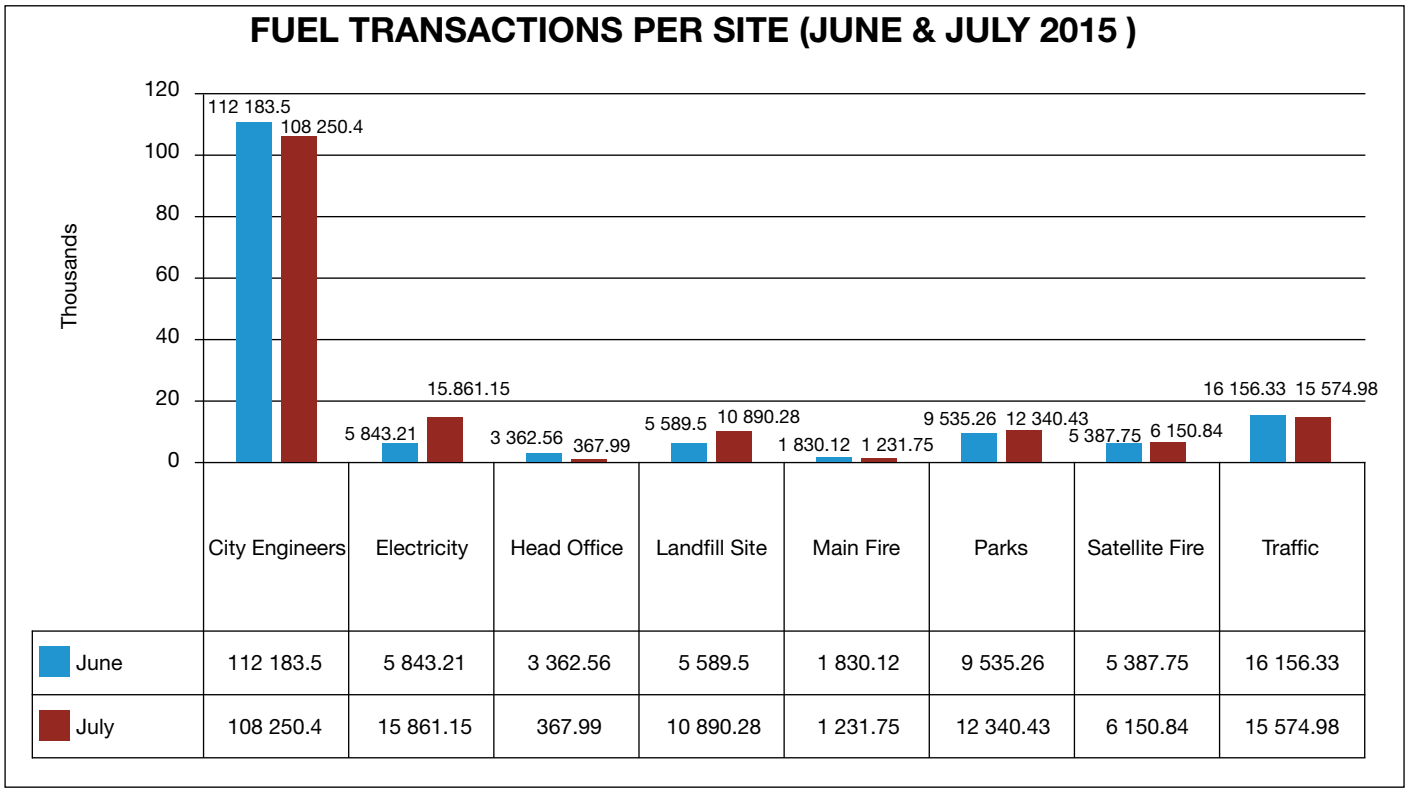

Note: the above graph depicts figures adapted from the new fuel management system implemented by Council. The system was implemented in June 2015. The graph represents figures from the last month of the 2014/2015 FY (June 2015) and the first month of the new financial year 2015/2016 (July 2015).

A massive reduction of fuel purchases was achieved in the financial year 14/15. There was a positive savings, of R3, 43 Million and a surplus of R1.88 Million from the budget; See illustration in FIG2 below.

FIG 2: FUEL BUDGET VS FUEL ACTUAL YEAR ON YEAR

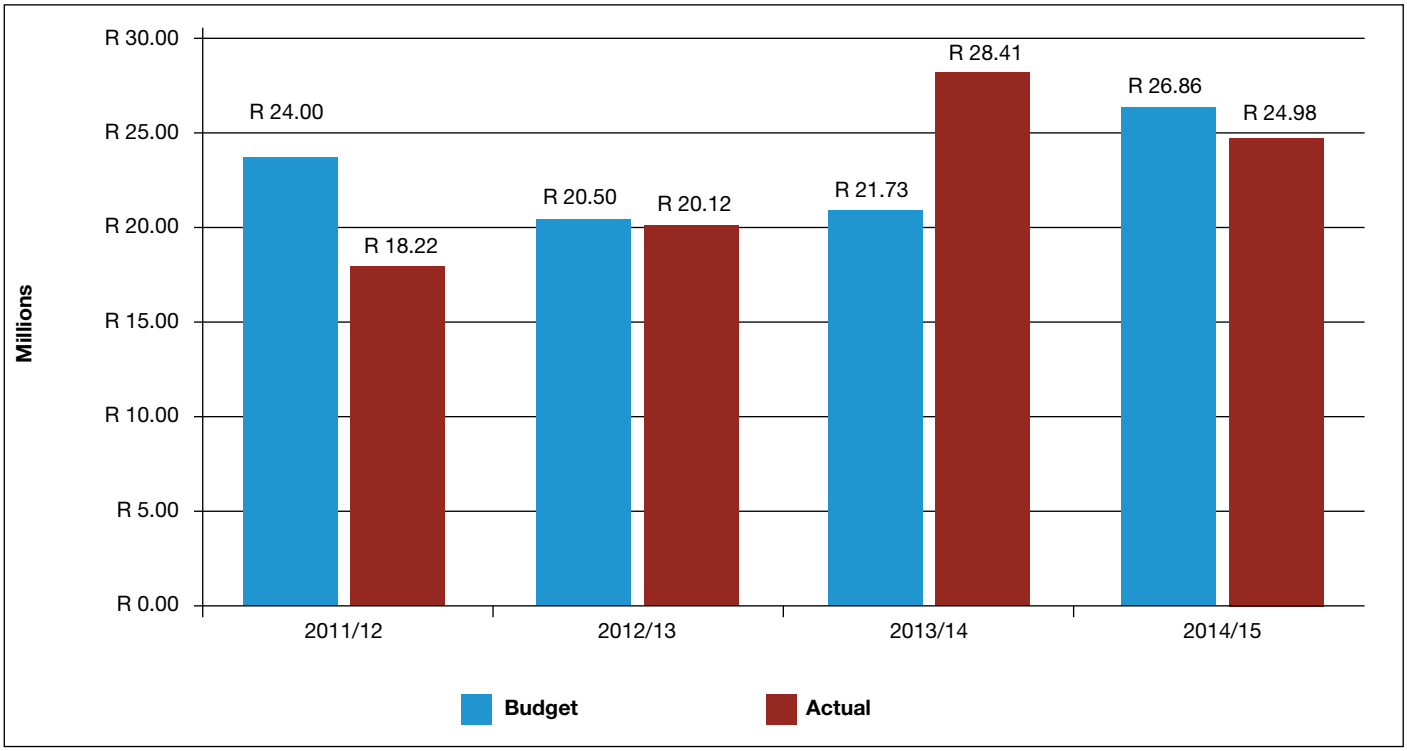

TABLE 177: FUEL MANAGEMENT (BUDGET VS ACTUAL)					
FIN YR	Budget	Actual	DIFF in %	Comments	Ltr Issued
2011-2012	R 24 000 000,00	R18 219 722	31.72%	Tolerable outcomes	Not available
2012-2013	R 20 500 000,00	R20 124 046	1.86%	Moderate outcomes	1 150 676
2013-2014	R 21 709 000,00	R28 410 655	-23.58%	Negative outcomes	2 865 391
2014-2015	R 26 860 000,00	R24 977 496	7.29%	Positive outcomes	

5. COMPONENT E: CORPORATE SERVICES

This component includes: Human Resources Services, Information & Communication Technology Services, and Legal Services & Sound Governance.

5.1. HUMAN RESOURCES SERVICES

INTRODUCTION TO HUMAN RESOURCE SERVICES

The top service delivery priorities for human resources in 2014/2015 were the finalisation of Job Evaluation, the approval of an HR Strategy, and the review of 18 HR Policies.

FINALISATION OF JOB EVALUATION:

The process of writing JD's for 2013 was completed just before the beginning of 2014/15. Subsequent to that all measures to have all jobs evaluated were put in place. As part of that process Deloitte was engaged to undertake the evaluation exercise, which began in August 2014. However, the process of evaluation was halted by SALGA, citing the fact private dealing between Deloitte and Msunduzi Municipality was not in the spirit of national agreement that was signed by SALGA and Deloitte, which delayed the implementation of the 2013 structure.

After a series of talk amongst stakeholders in the project, the process of evaluation under SALGA's guideline auspices resumed on 20 October 2014 and finished on 27 March 2015.

All provisional grade outcomes produced by JEU were submitted to Provincial Audit Committee (PAC) on 16 April 2015 for auditing. The auditing process started on 18 May 2015, and was concluded on 10 July 2015 All preliminary audit outcomes with audit queries were referred to the JEU by PAC on 10 July 2015.

HR STRATEGY:

The HR Strategy was approved on the 18 July 2014. The HR Strategy was informed by the outcomes of an HR Customer Satisfaction Survey concluded in 13/14 and sets the vision of Human Resources with projected outcomes of the next 3-5 years.

TABLE 178: HUMAN RESOURCES POLICY OBJECTIVES TAKEN FROM IDP

Service Objectives	Outline Service Targets	2013/2014		2014/2015		2015/2016
Service indicators		Target	Actual	Target	Actual	Target
To create a knowledge based organizational in support of efficient and effective monitoring and evaluation, decision making, providing strategic direction and qualify customer service delivery Implementation of HR Strategy	To provide an efficient and effective Human Resources Management Service in order to support the achievement of the organizational objectives	HR Strategy	Draft HR Strategy Developed and consulted	Approved HR Strategy	HR Strategy Approved 18 July 2014	N/A
		Job Evaluation and implementation of structure	Job Writing Concluded. 1377 Jobs Written	Job Evaluation and Implementation of new structure	1377 jobs evaluated and aligned to T.A.S.K by the 30th of June 2015	Implementation of new structure
Improve working conditions, safety and capacity of our workforce	To promote and maintain a healthy employee relations climate and industrial peace in order to achieve organizational and employee effectiveness	HR Policy Manual	HR Policy Manual developed	18 x Human Resources Policies reviewed and submitted to SMC along with Procedure Manuals by the 30th of June 2015	18 x Human Resources Policies reviewed and submitted to SMC along with Procedure Manuals by the 30th of June 2015	4 x Health and Safety Management Framework workshops for all staff facilitated by the 30th of June 2016
	Contribute towards employability & self-employability of youth and community	10 External Bursaries awarded	17 External Bursaries awarded	10 External Bursaries awarded	11 External Bursaries awarded	12 x External Bursaries awarded by the 31st of December 2015
		2 learnership programmes	2 learnership programmes	2 learnership programmes	3 learnership programmes	3 x Learnerships implemented by the 30th of November 2015
		30 Interns Contracted	42 Interns Contracted	65 Interns Contracted	70 Interns Contracted	70 Interns Contracted

TABLE 179: EMPLOYEES: HUMAN RESOURCES SERVICES

Job Level	2013/2014	2014/2015			
	Employees No.	Posts No.	Employees No.	Vacancies (fulltime equivalents No.	Vacancies (as a % of total posts) %
A1-A4	3	6	3	3	50
B1-B4	17	21	17	4	19
C1-CU	18	30	19	11	37
D1 –DU	11	24	10	4	17
E1 – E2	1	2	1	1	50
F1 – F2	-	-	-	-	-
Total	**50**	**73**	**50**	**23**	**31%**

TABLE 180: FINANCIAL PERFORMANCE 2014/2015: HUMAN RESOURCES SERVICES R'000					
Details	2013/2014	2014/2015			
	Actual	Original Budget	Adjustment Budget	Actual	Variances to Adjusted Budget %
Total Operational Revenue (excl. tarrifs)	**1888**	**3 698**	**2 098**	**2 983**	**42%**
Expenditure:					
Employees	20216	95 029	35 420	43 522	23%
Repairs and Maintenance	57	154	91	112	23%
Other	18769	30 193	43 558	-36 837	-185%
Total Operational Expenditure	**39042**	**125 376**	**79 068**	**6 797**	**-91%**
Net operational (Service) Expenditure	**37154**	**121 678**	**76 970**	**3 814**	**-95%**

NOTE: Other comprises of the following:

TABLE 181:			
	R'000		
	Original Budget	Adjusted Budget	Actual Expenditure
General Expenses	30,073	42,881	41,594
Departmental Charges	121	676	-78,432
TOTALS	**30,194**	**43,557**	**-36,838**

TABLE 182: CAPITAL EXPENDITURE: HUMAN RESOURCES SERVICES R'000					
Details	2014/2015				
	Budget	Adjustment Budget	Actual Expenditure	Variances to Adjusted Budget %	Total Project Value
Total All	**300**	**1086**	**1023**	**-6%**	
TIME AND ATTENDANCE SYSTEM	300	281	281	0%	281
REVAMP 6TH FLOOR, PNC	0	257	257	0%	257
OFFICE EQUIPMENT	0	358	304	-15%	304
OFFICE FURNITURE	0	59	49	-17%	50
FURNITURE FOR PERSONNEL – BULK FILERS	0	132	132	0%	132

COMMENT ON THE PERFORMANCE OF HUMAN RESOURCE SERVICES OVERALL:

The HR unit had 2 priority Capital Projects in 2014/2015 financial year which included the purchasing of Filing Cabinets for Personnel Files and the refurbishment of the HR Customer reception.

5.2. INFORMATION & COMMUNICATION TECHNOLOGY SERVICES

INTRODUCTION TO INFORMATION AND COMMUNICATION TECHNOLOGY (ICT) SERVICES

During the 2014/15 financial year, ICT continued to grow in stature as it set out to implement the priority projects as indicated in the current ICT Strategy 2013 – 2018 and ICT Governance Framework. This is evident by the re-introduction of the ICT Steering Committee, the filling of the ICT critical positions (Manager: Technical Services, Project Administrator etc.). As ICT continues to prioritise governance and compliance, ICT Audit findings and Risk appetite have been tremendously improved as results, most risks or findings have been mitigated or resolved.

In a quest to improve efficiency and business process, Msunduzi municipality invested in an Enterprise Resource Planning (ERP) System that is SAP and OpenText for the Electronic Document and Records Management. Once the two systems are fully implemented and operational, much of the current duplications and inefficiencies in our operations will be a thing of the past and the risk of legacy and incompliant systems will be mitigated. The go-live date is expected during the third and fourth quarter of 2015/16 financial year.

ICT NETWORKS, SERVERS AND SYSTEMS

ICT Systems, Networks, Servers and applications have stabilised and performing optimally as results of a major drives in replacing all the obsolete equipment during the 2013/14 financial year. Through acquiring networking monitoring tools and equipment, ICT has managed to keep an uptime of 95% and above on the entire Msunduzi ICT network environment. By keeping to the current technologies and software, ICT has managed to have a complete overview of the network, and ability to pro-actively manage and support it.

MSUNDUZI SERVERS UP TIME FROM 1 JULY 2014 – 31 JULY 2015

Website Analytics - (Some Statistics on Accessing the Msunduzi Website for this period, worldwide).

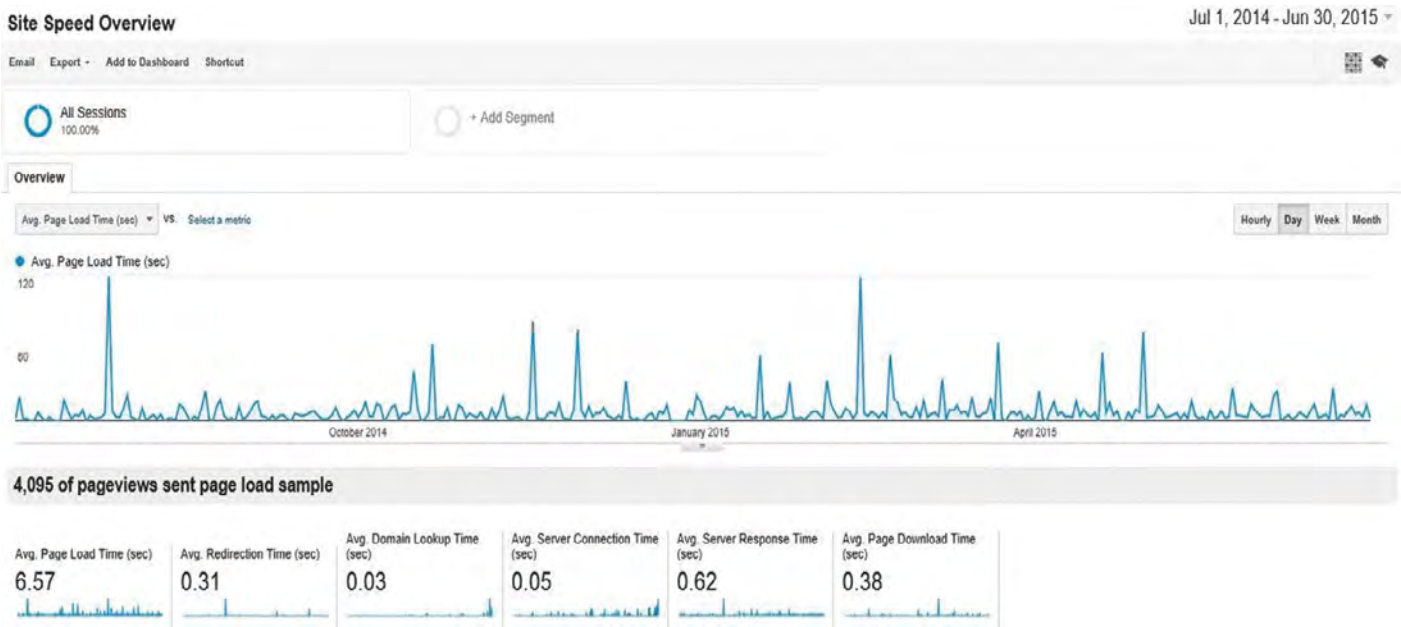

This Graph indicates the time it takes to load a page from the Msunduzi Website. The Average Speed was 6.57 seconds.

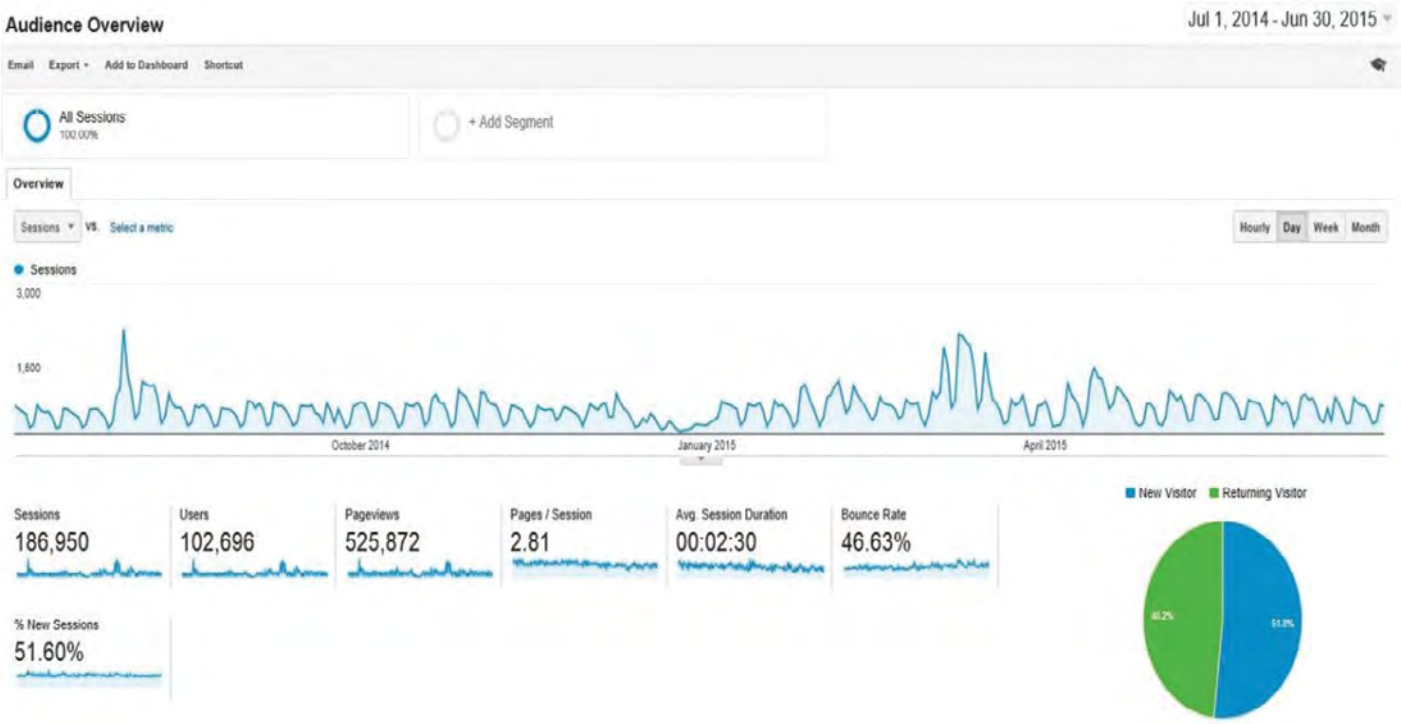

This Graph indicates the number of Page views, Sessions and average time spent on the Msunduzi Website.

	Country	Sessions	% Sessions
1.	South Africa	165,646	88.60%
2.	Kenya	5,669	3.03%
3.	United States	2,972	1.59%
4.	Netherlands	2,962	1.58%
5.	India	2,448	1.31%
6.	Germany	1,761	0.94%
7.	(not set)	1,468	0.79%
8.	United Kingdom	1,271	0.68%
9.	Bangladesh	492	0.26%
10.	Indonesia	333	0.18%

The above indicates in shades of blue and percentage, the regions around the world that have accessed the Msunduzi Website

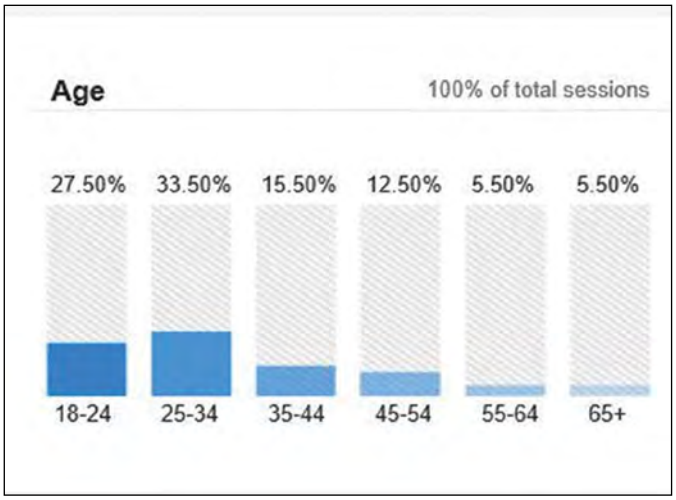

An indication of the Age Groups that access the Msunduzi Website.

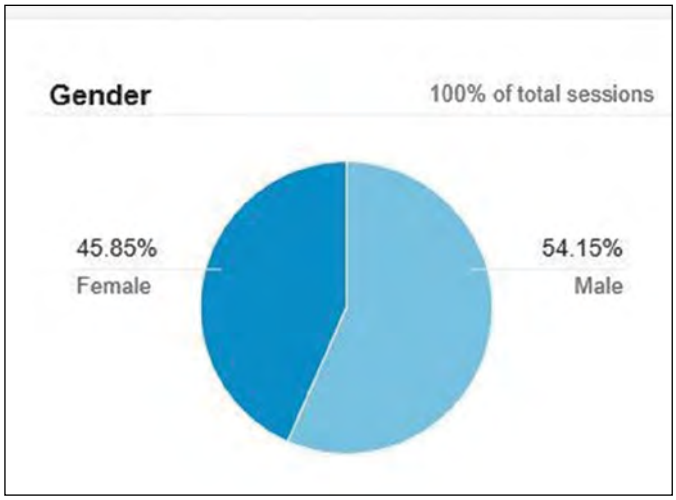

An indication of the Gender Proportions that access the Msunduzi Website.

TABLE 183: Summary of Visitors to the Msunduzi Website

Number	Discription
186 950	Total number of Sessions
21 304	Sessions - Abroad
165 646	Sessions – South Africa.
51.78%	New Sessions.
96 803	New users.
46.63%	Were redirected from other websites.
2.81	Average Pages were viewed per Session.
2 and a half minutes average time spent per Session.	

TABLE 184: Summary of top 10 Pages Visited

Number	Discription
55 359	Homepage
39 338	Employment Oppurtunitires
13 793	Public Notices
12 859	Contact Us
11 469	Meter-Reading Submission
9 470	Tender 2014/2015
5 652	Procurement
4 735	Valuation/Rates
3 636	Tender Notices 2013/2014
2 236	Emergency Numbers

TABLE 185: ASSIGNEE SUMMARY REPORT 2014/15					
Group Name	Assignee	Logged	Open	Resolved	Avg Resolve (Days)
External Vendor	Bytes Communication Systems	790	0	790	13.48
	Bytes SI KZN Call Centre	30	0	30	56.23
	Data Centrix	38	0	38	148.16
	Phutuma	427	0	427	38.33
	shepherd	108	0	108	32.04
	Telkom	30	0	30	111.27
	Xtec	48	0	48	72.73
	Total	1471	0	1471	30.33
Internal	Andrew Odell	142	0	142	42.35
	Anesh Roopan	1	0	1	0
	Bongumusa Shabane	666	0	666	3.43
	BongumusaS	38	0	38	1.21
	Devlin Naidoo	36	0	36	48.36
	Lumumba Jijana	120	0	120	8.08
	LumumbaJ	3	0	3	4.67
	Mbulelo Mbedu	42	0	42	32.55
	Mondli Shabane	570	0	570	1.14
	mthokozisi mabaso	109	0	109	31.18
	Nazareth Shelembe	41	0	41	2.39
	Nkosinathi Dube	44	0	44	2.02
	Nokphiwa Jama	52	0	52	0.19
	Nontobeko Sithole	24	0	24	0.92
	Nothando Mshengu	21	0	21	0.14
	Philile Ngcobo	619	0	619	2.94
	PhilileN	31	0	31	1.39
	Rajan Pillay	16	0	16	1.88
	Sibusiso Ndlela	1015	0	1015	2.51
	Sithe Ndzimbovu	14	0	14	0.71
	Sithembokuhle Ndzimbovu	289	0	289	0.03
	Siyabonga Dlamini	703	0	703	1.5
	Sizwe Mchunu	21	0	21	3.14
	Tembisa Mbambe	335	0	335	6.76
	Tembisam	22	0	22	24.32
	Total	4977	0	4977	5.07
Interns	Leroy	7	0	7	2.43
	Leroy Williams	388	0	388	2.32
	Nazareth	10	0	10	15.3
	Nkosinathi	18	0	18	1.89
	Nkosinathi Dube	1053	0	1053	0.79
	Nokphiwa Jama	3	0	3	44
	Nokuphiwa	7	0	7	0
	Nontobeko Sithole	45	0	45	2.02
	Nothando Mshengu	11	0	11	3
	Sizwe	1	0	1	0
	Sizwe Mchunu	29	0	29	6.76
	Thobile Chamu	224	0	224	2.46
	Total	1796	0	1796	1.64

TABLE 186: ICT SERVICES POLICY OBJECTIVES TAKEN FROM IDP

Service Objectives	Outline Service Targets	2013/2014		2014/2015		2015/2016
Service indicators		Target	Actual	Target	Actual	Target
IT Strategy and Governance framework	Good Governance and Clean Audit	ICT Strategic Plan developed and submitted to SMC by 30th of October 2013 and implemented as per the approved plan	ICT Strategic Plan has been developed and approved by EXCO and Full Council. Implementation underway	10 ICT Master Systems plan projects implemented by the 30th of June 2015	All 10 MSP Projects have been implemented and completed.	Updated Disaster Recovery Plan submitted to the ICT Steering Committee by the 29th of February 2016
				ICT Security Strategy inclusive of all high priority findings developed and submitted to SMC by the 28th of February 2015 for approval by Council high priority findings by the 30th of June 2015	The ICT Security Vulnerability Assessment Strategy was finalised and submitted to SMC	5 x Updated ICT policies (ICT Security Policy, Backup and Recovery Policy, Change Management and Control Policy, User Account Management Policy and Service Desk and Incident Management Policy) prepared & submitted to the ICT Steering Committee by the 31st of September 2015
				6 x ICT Steering Committee meetings convened by the 30th of June 2015	4 meetings have convened, from Jan to April.	
Computer Replacement Project	Build an enabling ICT environment	Replacement of 200 old/obsolete desktop computers by the 31st December 2013	336 Computers were delivered on the 16 Jan 2014 and have been deployed to employees	N/A	N/A	500 x new computers purchased & deployed by the 31st of March 2016
Server Replacement Project	Build Enabling ICT Infrastructure	Obsolete ICT Infrastructure replaced by the 31 December 2013	All IT infrastructure (Backups, Storage and Servers) have been replaced by the 30 November 2013	N/A	N/A	CAT 6 Cabling installed at the Server Room (As Chetty Building) by the 30th of September 2015
Network Replacement Project	Build Enabling ICT Infrastructure	Replacement of ICT network equipment: Switches and Routers by the 31st of December 2013	All Network Switches and Routers were delivered on the 30th Jan 2014. Implementation began in February 2014 and replacement completed by 30 June 2014	5 x Sites (Buildings) with no ICT Communication Networks connected to the ICT network by the 30th of June 2015	This project has been moved to 2015/16 financial year and has an approved budget already.	5 x Council Sites (Boom Street, Orthman Road, Truro Library, Bombay Road & Ashdown Offices) replaced with Fibre lines by the 31st of December 2015
				5 x critical sites without network alternative connectivity data lines to be installed with backup connectivity data lines by the 30th of June 2015	3 Sites have been connected with fibre and completed (City Hall, SITA, Doull Road). Due to shortage of funds, we could not proceed and finalize two more sites.	

TABLE 187: EMPLOYEES: ICT SERVICES

Job Level	2013/2014	2014/2015			
	Employees No.	Posts No.	Employees No.	Vacancies (fulltime equivalents No.	Vacancies (as a % of total posts) %
A1-A4	0	0	0	-	-
B1-B4	4	10	5	5	50
C1-CU	9	32	12	20	62
D1 –DU	4	15	5	10	66
E1 – E2	1	1	1	0	0
F1 – F2	-	-	-	-	-
Total	**18**	**58**	**23**	**35**	**60**

TABLE 188: FINANCIAL PERFORMANCE 2014/2015: ICT SERVICES
R'000

Details	2013/2014	2014/2015			
	Actual	Original Budget	Adjustment Budget	Actual	Variances to Adjusted Budget %
Total Operational Revenue (excl. tarrifs)	**292**	**23**	**23**	**24**	**4%**
Expenditure:					
Employees	5685	5 640	7 828	7 754	-1%
Repairs and Maintenance	5116	9 142	8 773	7 427	-15%
Other	12678	13 208	18 646	-14 597	-178%
Total Operational Expenditure	**23479**	**27 990**	**35 247**	**584**	**-98%**
Net operational (Service) Expenditure	**23187**	**27 967**	**35 224**	**560**	**-98%**

NOTE: Other comprises of the following:

TABLE 189:			
	R'000		
	Original Budget	Adjusted Budget	Actual Expenditure
General Expenses	12,937	14,349	13,476
Departmental Charges	270,869	4,296	-28,073
TOTALS	**283,806**	**18,645**	**-14,597**

TABLE 190: CAPITAL EXPENDITURE: ICT SERVICES R'000					
Details	2014/2015				
	Budget	Adjustment Budget	Actual Expenditure	Variances to Adjusted Budget %	Total Project Value
Total All	1500	8841	8762	-1%	
CONNECTIVITY AND CABLING	750	732	732	0%	732
SAP STORAGE AND DISASTER RECOVERY	0	6057	6033	0%	6033
DISASTER RECOVERY PLANNING	750	432	432	0%	750
COMPUTERS	0	1620	1565	-3%	1565

COMMENT ON THE PERFORMANCE OF ICT SERVICES OVERALL:

The ICT department connected 3 critical sites without network alternative connectivity data lines in 2014/2015; Due to budget shortage and unavailability of funds during the mid-term review, ICT could not complete all projects as planned. The completion of this project has been moved to 2015/16 financial year and has an already approved budget.

5.3. LEGAL SERVICES

INTRODUCTION TO LEGAL SERVICES

Legal Services play an important role in the interaction between the municipality as social change agent and individuals, interest groups, the private sector and other organs of state. Its activities include but are not limited to:

- Advising on and developing policies and legislation in relation to local government's constitutional mandates,
- Interpreting and advising on the application of the Bill of Rights and the Constitution, not only to individuals and juristic persons, but also other organs of state in the national and provincial spheres, including the so-called "Parastatals" such as Telkom, Eskom and Water Boards,
- Negotiating and drafting of contracts and other legal instruments, instituting and defending of claims in various forms, including interdicts, declarators and summonses, prosecuting bylaws and regulations in the criminal courts, and
- Interpreting and advising on the application of a myriad of other statutes relating to municipalities.

In addition to the activities outlined above and indeed, the items formally placed on our SDBIP, Legal Services:

- Provide legal comments on all reports whenever required,
- Regularly attend various Council committees and sub-committees, working groups of the Municipality, including portfolio committees, the Executive Committee, the Bid Evaluation and Bid Adjudication Committees. In addition we regularly attend impromptu meetings requested by customer units,
- Frequently coordinate the activities of multidisciplinary municipal teams in relation to a particular legal issue, problem or objective, and
- Consider and evaluate new insurance claims against the municipality and appear as municipal prosecutor in criminal prosecutions.

For the purpose of this document, emphasis will only be placed on two of the key activities performed by Legal Services, namely delictual claims and prosecutions. These statistics therefore do not reflect the total output by Legal Services.

DELICTUAL COURT CLAIMS AND COURT INTERDICTS:

Work on these matters involves daily management of court pleadings and extensive legal processes, including but not limited to correspondences with opposition attorneys, pre-trial procedures and court attendances. These procedures are extensively regulated by; inter alia, the Rules of Practice in the High and Magistrate's Courts. As a result of an initiative by the Municipal Manager to address unauthorised town planning uses, approaches to the High Court for interdicts to enforce the relevant town planning schemes have increased dramatically.

CRIMINAL PROSECUTIONS:

The work in these matters involve all those processes in prosecuting persons in the criminal courts, including the consideration of evidence presented by Peace Officers, drafting of charge sheets where necessary, liaising with the Court and lawyers representing the accused. Ultimately, Legal Services represent the municipality in court. Procedures are extensively regulated by the Criminal Procedure Act, 51 of 1977.

TABLE 191: LEGAL SERVICES POLICY OBJECTIVES TAKEN FROM IDP

Service Objectives	Outline Service Targets	2013/2014		2014/2015		2015/2016
Service indicators		Target	Actual	Target	Actual	Target
Redrafting of by-laws to meet current situation	Municipal Code	Review and gazetting of 5 bylaws	Gazetting of the 5 specified bylaws on 24 June 2014	10 x specified bylaws published in the Provincial Gazette by 30th of June 2015 - (Credit Control, Debt Collection , Indigent , Rates , Street Trading, Wayleaves, Public Health, Cemeteries, Rules of Order, Electricity and Aerodrome Bylaws)	The following bylaws were published: Credit Control, Debt Collection, Indigent,Rates , Street Trading, Public Health, Cemeteries, Rules of Order, Electricity. A review of the following bylaws was finalised: Caravan and Camping Bylaws, Camps drift Bylaws, and Solid Waste Bylaws.	10 x specified bylaws submitted to SMC for Approval by Council by the 31st of May 2016 (Wayleaves , Human Settlement, Planning and Land Use Management, Tariff Policy, Environmental Health, Libraries, Problem buildings, Motor Vehicle and Traffic Regulations, Cellular Infrastructure, Events bylaws)
Legal Comments/ Representation	Provision of legal advice, opinions and inputs	N/A	N/A	100% Provision of legal representation on behalf of Council in all instances of Civil and criminal Litigation matters by the 30th of June 2015	100% Provision of legal representation on behalf of Council in all instances of Civil and criminal Litigation matters	100% legal advice provided within 7 working days of receipt of the request/ notification by Legal Services subject to all relevant information having been made available to legal services by the 30th of June 2016
Legal Comments/ Representation	Provision of legal advice, opinions and inputs	N/A	N/A	100% Provision of legal representation on behalf of Council in all instances of Civil and criminal Litigation matters by the 30th of June 2015	100% Provision of legal representation on behalf of Council in all instances of Civil and criminal Litigation matters	100% completion of all requests for drafting and/or provision of legal input into contracts within 10 working days of receipt of the request/notification by Legal Services subject to all relevant information having been made available to legal services by the 30th of June 2016
Legal Comments/ Representation	Provision of legal advice, opinions and inputs	N/A	N/A	100% Provision of legal representation on behalf of Council in all instances of Civil and criminal Litigation matters by the 30th of June 2015	100% Provision of legal representation on behalf of Council in all instances of Civil and criminal Litigation matters	100% completion of all requests for the provision of legal input into policies and procedures within 10 working days of receipt of the request/notification by Legal Services subject to all relevant information having been made available to legal services by the 30th of June 2016

TABLE 192: EMPLOYEES: LEGAL SERVICES

Job Level	2013/2014	2014/2015			
	Employees No.	Posts No.	Employees No.	Vacancies (fulltime equivalents No.	Vacancies (as a % of total posts) %
A1-A4	0	1	0	1	100%
B1-B4	3	4	3	1	25%
C1-CU	0	0	0	0	0%
D1 –DU	3	3	3	0	0%
E1 – E2	2	3	2	1	33%
F1 – F2	0	0	0	0	0%
Total	**8**	**11**	**8**	**3**	**27%**

TABLE 193: FINANCIAL PERFORMANCE 2014/2015: LEGAL SERVICES R'000

Details	2013/2014	2014/2015			
	Actual	Original Budget	Adjustment Budget	Actual	Variances to Adjusted Budget %
Total Operational Revenue (excl. tarrifs)	**14**	**19**	**36**	**34**	**-6%**
Expenditure:					
Employees	3699	4 268	4 512	5 317	18%
Repairs and Maintenance	8	45	10	10	0%
Other	16098	4 048	6 147	-4 937	-180%
Total Operational Expenditure	**19806**	**8 361**	**10 669**	**390**	**-96%**
Net operational (Service) Expenditure	**19792**	**8 342**	**10 633**	**356**	**-97%**

NOTE: Other comprises of the following:

TABLE 184:			
	R'000		
	Original Budget	Adjusted Budget	Actual Expenditure
General Expenses	4,043	6,031	5,058
Departmental Charges	5	116	-9,995
TOTALS	**4,048**	**6,147**	**-4,937**

TABLE 195: CAPITAL EXPENDITURE: LEGAL SERVICES R'000					
Details	2014/2015				
	Budget	Adjustment Budget	Actual Expenditure	Variances to Adjusted Budget %	Total Project Value
Total All					
No Capital Projects in the 2014/2015 Financial Year	N/A	N/A	N/A	N/A	N/A

COMMENT ON THE PERFORMANCE OF LEGAL SERVICES OVERALL:

Legal Services find that demands on staff have increased. Less time is available for core functions as a result of other demands. Capacity constraints in some other units have also increased demands on Legal Services.

5.4. ORGANIZATIONAL DEVELOPMENT PERFORMANCE

INTRODUCTION TO ORGANIZATIONAL DEVELOPMENT PERFORMANCE

During the 14/15 financial year the HR function quantified certain needs that must be met in order to unlock the organization's human capacity towards achievement of these strategic priority outcomes.

CURRENT INTERNAL CLIENT CHALLENGES:

Municipality departments currently face challenges of low staff morale and poor state of employee well-being. The HR team understands the causes to this state of affairs to include:

- Lack of will and ability to manage by supervisors and managers,
- Lack of performance management systems and lack of accountability by managers to drive performance,
- Ways to improve service delivery are not discussed elaborately; and with all stakeholders in Business Units,
- Poor communication is experienced across the board,
- The municipal website as a key tool is substandard,
- Failure to implement – many plans are already in place, but execution is limited; in past due to resource limitations.

HR SERVICES REQUIRED BY LINE MANAGEMENT:

The HR Leadership Team listed the items below as HR needs commonly stated by internal clients:

- Competent staff procurement
- Accurate statistics from HR: staff attendance data, overtime data, vacancy data
- Motivated staff - mentoring, involved and appreciated
- Skill gaps bridged where they exist in order to improve employee performance
- Correct remuneration - correct grading and salary packages
- Harmonization of the work environment
- Information to be readily available – more communication expected
- Recognition of high performers
- Policy compliance and consistent policy application
- Incentives to perform beyond the norm and expectation
- Benchmarking of information

Based on the feedback drawn from the HR Survey, a gap is obvious between what the clients expect and what the HR team presently delivers, and this mismatch appears to be the primary cause for the lack of confidence in HR. However, the ability to meet expectations is seriously undermined by lack of funding to deliver transformative HR initiatives.

The items above indicate a need for HR to address not only administrative needs, but also to facilitate the means for attainment of meaningful organizational solutions. In response, during the 2014/2015 Financial year, the HR Strategy and HR Service charter were developed and approved for implementation. Successful implementation of the strategy will depend on funding adequacy.

In 2014/15 the Organization conducted an HR and Qualifications Audit of all permanent employees in response to the 2013 Audit Action plan that cited, as an Internal Control Deficiency, that the "HR Department does not implement proper record keeping in a timely manner to ensure that complete, relevant and accurate information is accessible and available to support financial reporting".

The HR and Skills Audit process commenced in March 2014 and to date 95% of staff have been audited and the employee personnel records updated as per the Msunduzi Municipality's legal obligation in terms of the Conditions of Service Collective Agreement (11 June 2011).

EMPLOYEE TOTALS, TURNOVERS & VACANCIES

TABLE 196:					
Description	2013/2014	2014/2015			
	Employees No.	Approved Posts No.	Employees No.	Vacancies No.	Vacancies %
Water	154	309	152	157	51%
Waste Water (Sanitation)	45	79	46	33	42%
Electricity	197	328	194	134	41%
Waste management	367	462	342	120	26%
Housing	33	64	26	38	59%
Waste Water (Stormwater Drainage)	95	461	97	364	79%
Roads	111	334	108	226	68%
Transport	36	64	34	30	47%
Local Economic Development	14	14	0	5	35%
Planning (Strategic & Regulatory)	19	19	16	3	16%
Community & Social Services	20	27	17	10	37%
Environmental Protection	1	8	1 (contract)	7	86%
Health	30	78	30	37	47%
Security & Safety	213	315	249	66	21%
Sport & Recreation	37	71	37	22	31%
Corporate Policy Offices & other	1217	2266	1215	1051	43%
Totals:	**2589**	**4899**	**2563**	**2303**	**47%**

TABLE 197: VACANCY RATE 2014/2015			
Designations	*Total approved posts No.	Vacancies (Total time that vacancies exist using fulltime equivalents) No.	*Vacancies (as a proportion of total posts in each category) %
Municipal Manager	1	0	0
CFO	1	0	0
Other S57 Managers (Excl. Finance Posts)	4	0	0
Other S57 Managers (Finance Posts)	0	0	0
Traffic Officers	315	66	21%
Fire Fighters	166	22	13%
Senior Managers: Levels DU (excl. Finance Posts)	58	13	23%
Senior Managers: Levels DU (Finance Posts)	9	0	0%
Highly skilled supervision: Levels D1 – D3 (excl. Finance)	96	11	11%
Highly skilled supervision: Levels D1 – D3 (Finance Posts)	11	3	27%
TOTAL:	**655**	**115**	**18%**

TABLE 198: TURN-OVER RATE			
Details	Total appointments as of the beginning of financial year No.	Terminations during the financial year No.	Turn-over rate*
2012/2013	68	270	10.5%
2013/2014	131	160	6%
2014/2015	115	158	6%

COMMENT ON VACANCIES AND TURNOVER:

During the financial year the remaining 1 Section 57/56 posts that were vacant or occupied in an acting capacity were filled. The Deputy Municipal Manager Infrastructure Services was appointed on the 17 June 2015.

MANAGING THE MUNICIPAL WORKFORCE

INTRODUCTION TO MANAGING THE MUNICIPAL WORKFORCE

The Municipality pursues the equitable representation of designated groups in all occupational categories and levels in the workforce and actively supports an organizational culture and climate based on diversity, equality, mutual respect and dignity for all.

Currently in the organization, African males are over represented at lower Occupational levels (A Grade) while other demographic groups are minimally or not represented at all.

As the occupational levels advance, especially within the top four occupational levels, females are far less represented, especially African Females who are up to 50% behind the EAP target. People with disabilities are critically under-represented. Of a workforce of 2.563 permanent employees, only 43 are people with disabilities (1.6%). Most organizations aim for 3% in this category.

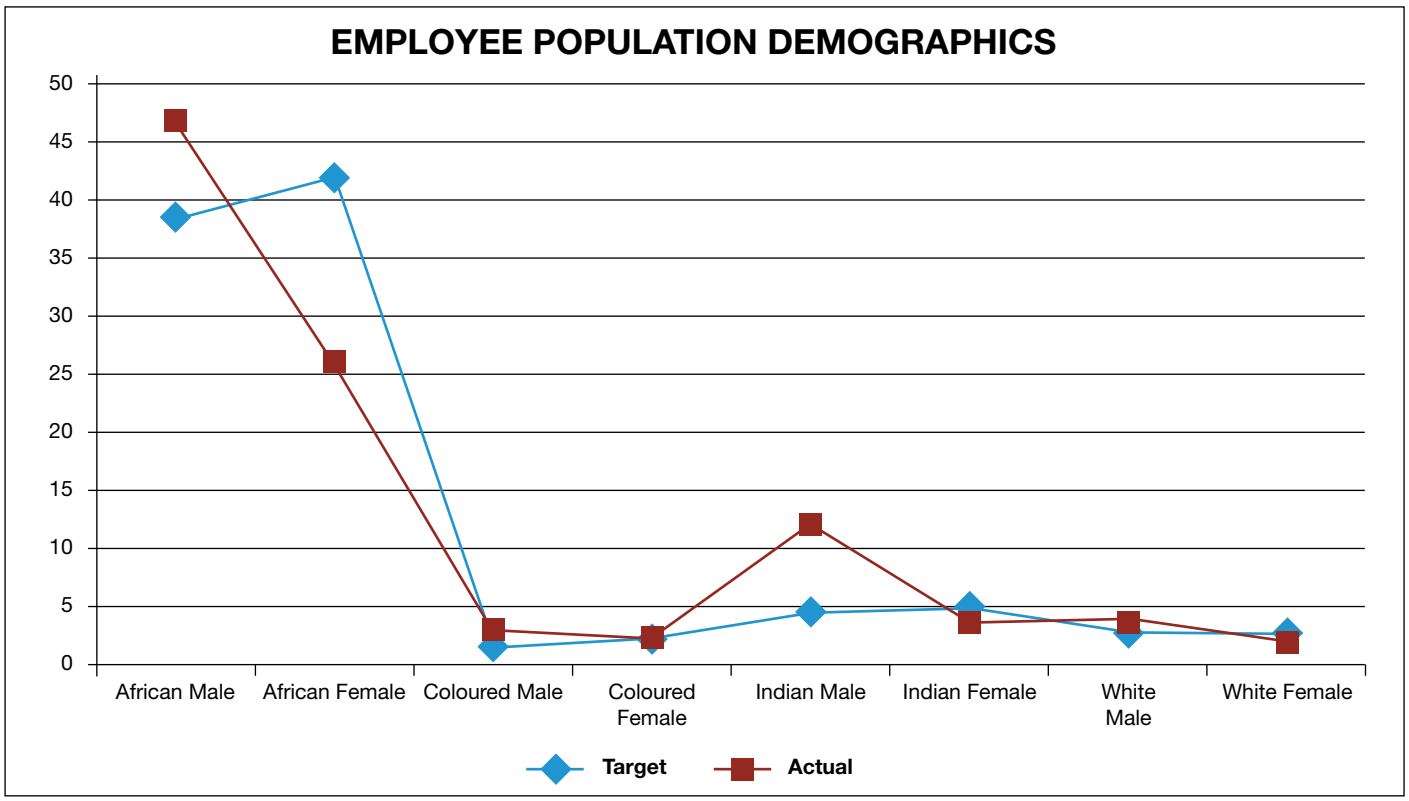
EMPLOYEE POPULATION DEMOGRAPHICS
50
45
40
35
30
25
20
15
10
5
0
African Male
African Female
Coloured Male
Coloured Female
Indian Male
Indian Female
White Male
White Female
Target
Actual

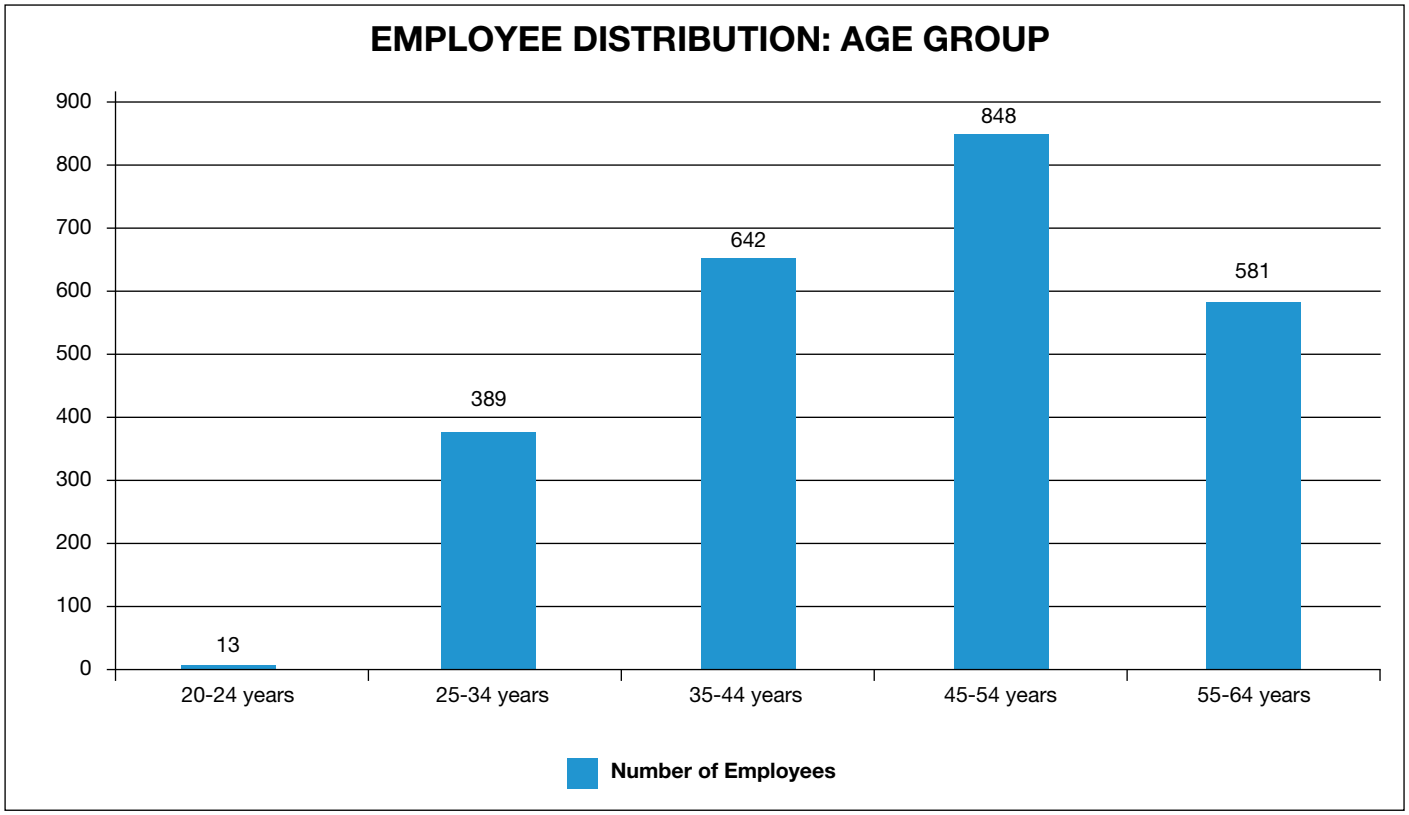
EMPLOYEE DISTRIBUTION: AGE GROUP
900
800
700
600
500
400
300
200
100
0
13
389
642
848
581
20-24 years
25-34 years
35-44 years
45-54 years
55-64 years
Number of Employees

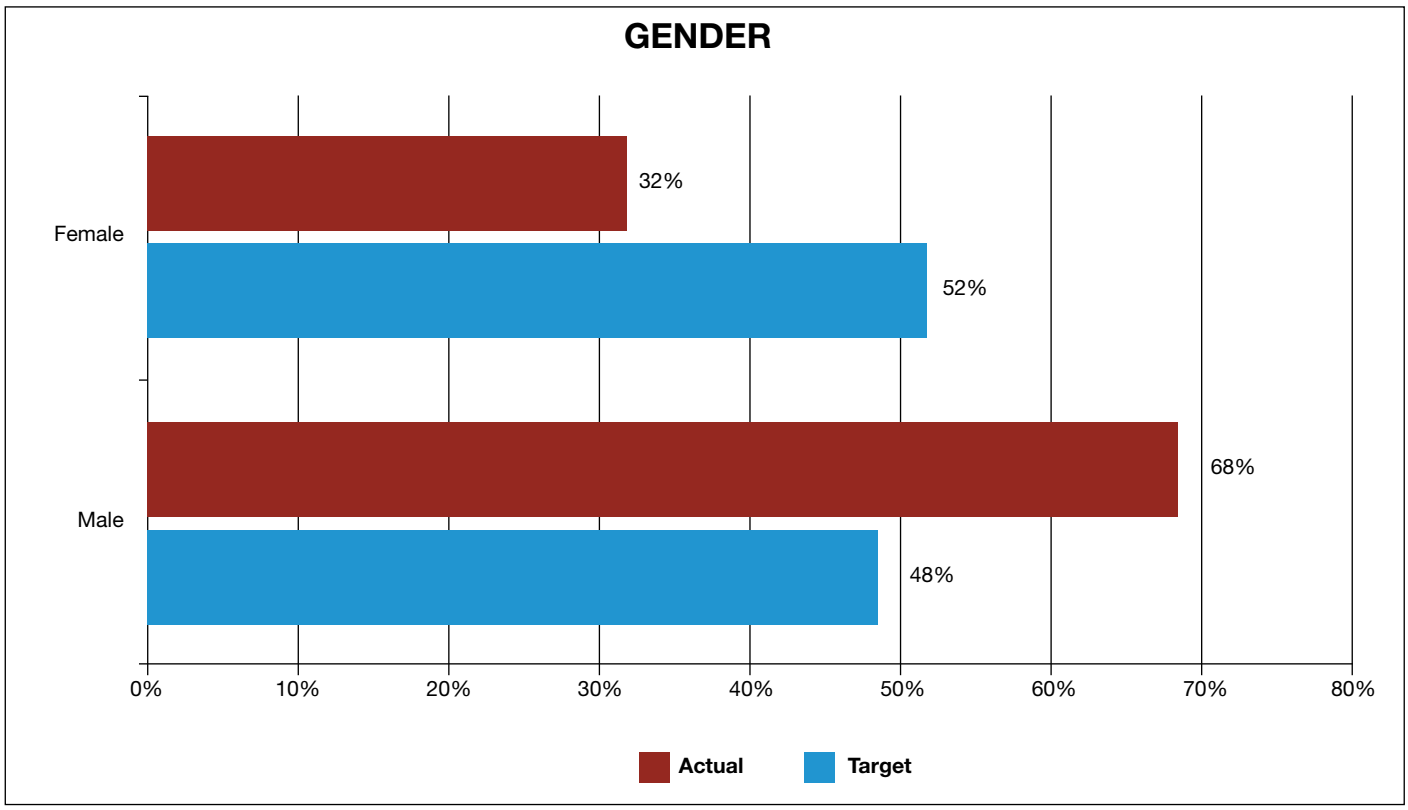

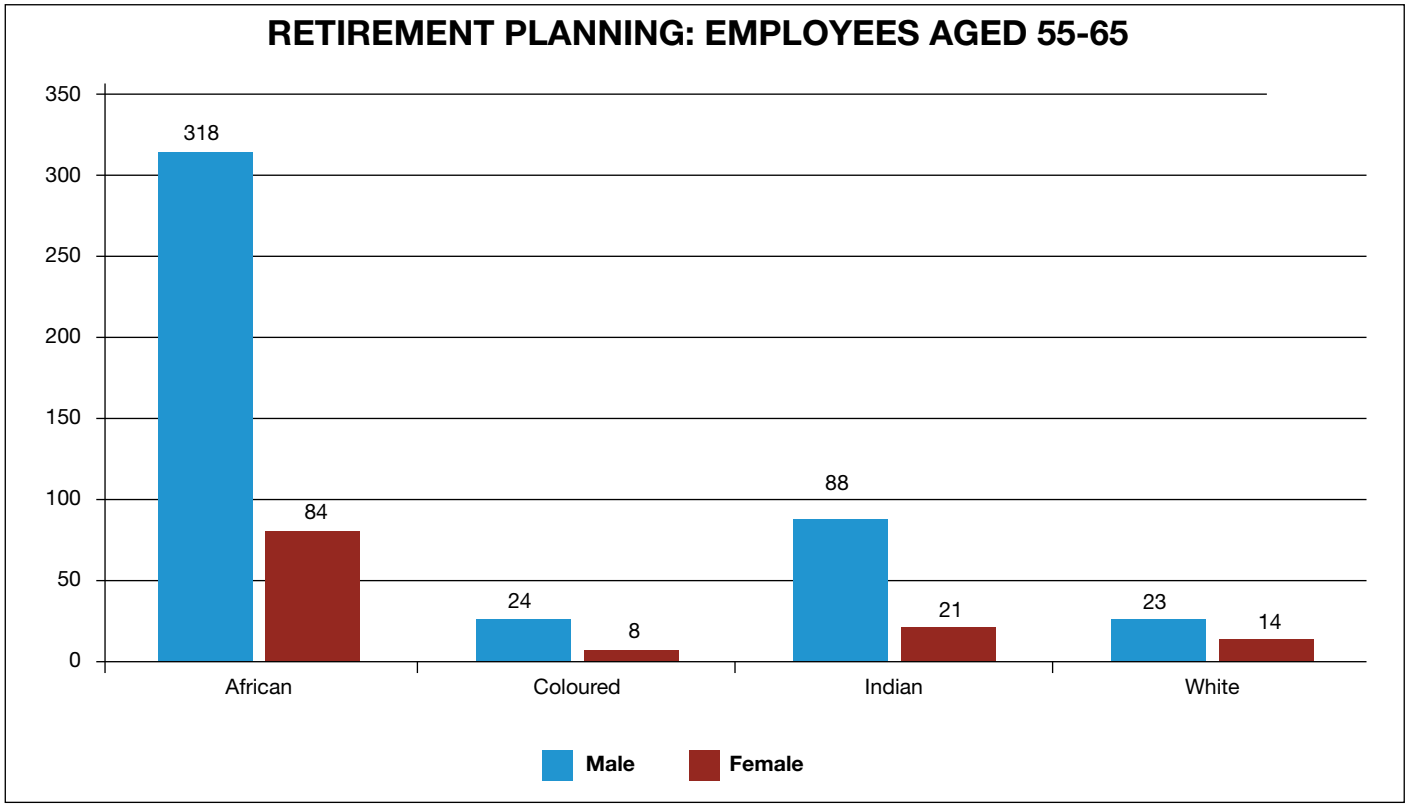

HUMAN RESOURCES POLICIES 14/15 FINANCIAL YEAR

TABLE 199:				
MUNICIPAL POLICY	DATE ADOPTED BY COUNCIL	COMPLETED %	CURRENT STATUS	PROGRESS 2014/15
Employment Equity Policy	28/08/2013	100%	Approved	Approved By SMC 14/01/15
Allocation Policy	24/04/2013	100%	Approved	Submitted to SMC
Access to Personal Files Policy	Draft	100%	Approved	Approved by SMC on 4/05/2015
Disciplinary Code Procedure Manual	N/A	100%	Approved	Approved by SMC 18/02/15
Induction Guide	28/08/2013	100%	Approved	Approved by SMC 18/02/15
Employee Wellness Policy	28/08/2013	100%	Approved	Submitted to SMC 1/06/15
Transfer Policy	25/6/2014	100%	Approved	Submitted to SMC 29/05/15

TABLE 199:				
MUNICIPAL POLICY	DATE ADOPTED BY COUNCIL	COMPLETED %	CURRENT STATUS	PROGRESS 2014/15
Grievance Procedures	N/A	100%	Approved	Approved by SMC 23/09/14
HIV/AIDS Policy	N/A	100%	Local Labour Forum	Submitted to SMC 30/04/15
Leave Policy	28/08/2013	100%	Approved	Submitted to SMC 01/06/15
Secondment Policy	30/02/2004	100%	Approved	Submitted to SMC 30/04/15
Acting Policy	28/08/2013	100%	Approved	Submitted to SMC 01/06/15
Official Transport to Attend Funerals	N/A	100%	Approved	Submitted to SMC 11/06/15
Overtime Policy	N/A	100%	Approved	Approved by SMC 27/05/14
Selection and Recruitment Policy	N/A	100%	Reviewed & Approved	Approved by SMC 21/10/14
Sexual Harassment Policy	11/10/2006	100%	To be reviewed	Submitted to SMC 01/06/15
Training and Development Policy	28/08/2013	100%	Reviewed and Approved	Submitted to SMC 01/06/15
Smoking Policy	16/01/06	100%	To be reviewed	Submitted to SMC 30/04/15
Staff Attraction and Retention Policy	31/07/08	100%	To be developed	Submitted to SMC 1 June 2015
Internship Policy	28/08/2013	100%	Reviewed & Approved	Currently at LLF
Learnership Policy	28/08/2013	100%	Reviewed & Approved	To be submitted to SMC by 1 June 2015
External Bursary Policy	28/08/2013	100%	Reviewed & Approved	Currently at LLF
Study Assistance Policy	28/08/2013	100%	Reviewed & Approved	Currently at LLF
Career Pathing Policy	N/A	100%	To Review and link to succession planning policy	To Review
Recognition of Prior Learning Policy	N/A	100%	Approved	Currently at LLF
Adult Basic Education and Training Policy	28/08/2013	100%	Reviewed and Approved	Currently at LLF
Safety Health and Environment Policy	30/03/2006	100%	Approved	Approved by SMC on 4/05/2015
Personal Protective Equipment Policy	10/02/2014	100%	Approved	Approved
Work Exposure Policy	28/08/2013	100%	To be reviewed	Approved by SMC o 4/05/2015
Subsistence and Travel	01/05/06	60%	Reviewed To be submitted to LLF	Submitted to SMC 28 04/2015
Secondment and Procedure	15/03/2011	100%	Approved	Approved by SMC October 2014
Alcohol and Drug Abuse Policy	25/03/2011	100%	To be Reviewed	To Review 30/04/15
Bee and Wasp Stings Policy	21/02/2006	100%	To be Reviewed	To Review 30/04/15
Management of Heat Stress Policy	18/03/2011	100%	To be reviewed	To Review 30/04/15
Post Exposure Protocol	26/03/2007	100%	To be Reviewed	To Review 30/04/15
Procedure for Injury on Duty	16/02/2006	100%	To be reviewed	To Review 30/04/15
Locomotion policy	N/A	100%	Approved	To be submitted to SMC 28/04/2015

COMMENT ON WORKFORCE POLICY DEVELOPMENT:

34 HR Policies were developed or reviewed and extensively consulted at Portfolio Committees and Local labour forum. 1 Policy was approved in the 2014/15 financial year.

INJURIES, SICKNESS AND SUSPENSIONS

TABLE 200: NUMBER AND COST OF INJURIES ON DUTY					
Type of Injury	Injury Leave taken Days	Employees using injury leave No.	Employees using sick leave No.	*Average sick leave per employee Days	Total Estimated Cost R'000
Required basic medical attention only	83	7	0	12	R 3400
Temporary total disablement	552	45	11	12	R 664 066
Permanent Disablement	103	2	2	51	R1 716 066
Fatal	0	0	0	0	0
TOTAL	**738**	**52**	**11**	**75**	**R2 383 532**

TABLE 201: NUMBER OF DAYS AND COST OF SICK LEAVE (EXCL. INJURIES ON DUTY)					
Occupational Category	Days Lost	Employees Claiming	No. of employees per category	Average sick leave per employee / Category	Cost*
F1 – F2	13	4	6	2.2	35594
E1 – E2	114	15	27	4	285912
D1 – D4	952	72	141	7	1567944
C1 – C4	5091	445	592	9	5518644
B1 – B5	7938	535	748	11	4437342
A1 – A4	8931	795	1018	9	3527745
	23039	**1865**	**2562**	**9**	**15373181**

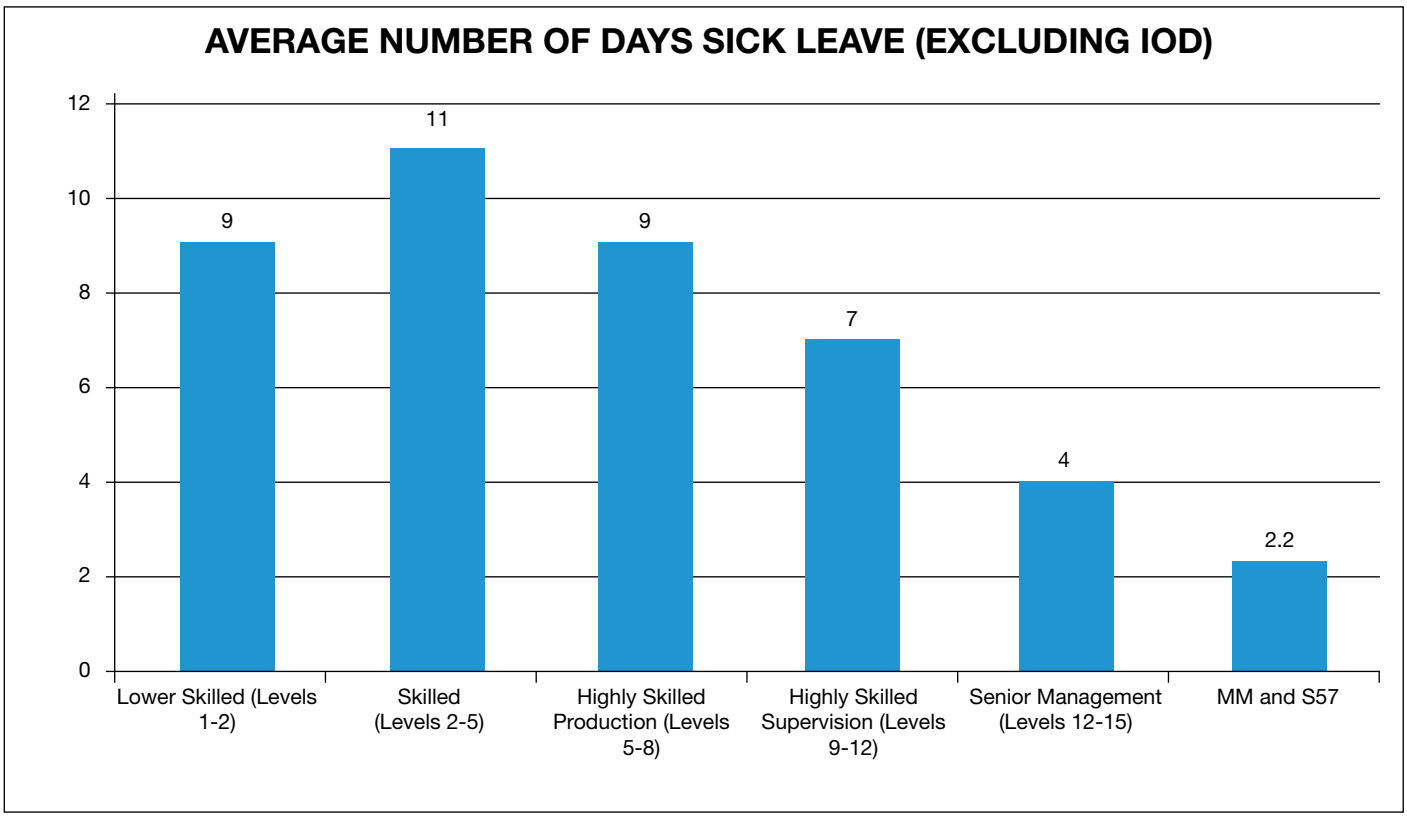

COMMENT ON INJURY AND SICK LEAVE:

There was a total of 100 reported injuries and between July 2014 and June 2015. The injury rate has decreased by 24% from the previous years

Safety performance with regards to injuries on duty is calculated by using a statistic measurement on a month to month period. The statistical measurement used is the Disabling Injury Frequency Rate (DIFR) and Disabling Injury Severity Rate (DISR). The DIFR indicates the frequency of an injury and the DISR indicates the severity as a result of the days lost from a particular injury. Between July 2014 and June 2015 the DIFR and the DISR was 1.04 and 6.60 respectively.

The Municipality is closely monitoring all health and safety procedures so that accidents can be prevented and injuries can further be reduced.

TABLE 202: NUMBER AND PERIOD OF SUSPENSIONS

POSITION	NATURE OF ALLEGED MISCONDUCT	DATE OF SUSPENSION	DETAILS OF DISCIPLINARY ACTION TAKEN OR STATUS OF CASE AND REASONS WHY IT IS NOT FINALIZED	DATE FINALISED
Credit Controller	Fraud	14/03/2011	Disciplinary Hearing Ongoing	Pending
Bowser Attendant	Fraud	15/07/2014	Suspension uplifted April 2015, Disciplinary hearing Ongoing	Pending
Bowser Attendant	Fraud	15/07/2014		Pending
Bowser Attendant	Fraud	15/07/2014		Pending
Bowser Attendant	Fraud	15/07/2014		Pending
Bowser Attendant	Fraud	15/07/2014		Pending
Traffic Officer	Illegal Strike	03/12/2012	Suspension uplifted February 2015	Finalised
Traffic Officer	Illegal Strike	03/12/2012		Finalised
Traffic Officer	Illegal Strike	03/12/2012		Finalised
Traffic Officer	Illegal Strike	03/12/2012		Finalised
Traffic Officer	Illegal Strike	03/12/2012		Finalised
Traffic Officer	Illegal Strike	03/12/2012		Finalised
Cleaner	Theft	23/05/2013	Suspension uplifted March 2015, Disciplinary hearing Ongoing	Pending
Snr Groundsman	Gross Misconduct	21/10/2014	Internal Audit Investigation	Pending
Admin Officer: Waste	Gross Misconduct	08/01/2015	Internal Audit Investigation	Pending
Manager: Electricity Tariffs and Design	Gross Misconduct	16/01/2015	Internal Audit Investigation	Pending
Manager: Housing	Gross Misconduct	08/06/2013	Early Retirement April 2015	Pending
Road Signs Superintendent	Gross Dishonesty/ Criminality	05/02/2014	Suspension uplifted April 2015. Internal Audit Investigation completed in March 2015	Pending
Principal Clerk: Revenue	Gross Dishonesty	07/02/2014	Disciplinary Hearing Ongoing	Pending
Supervisor: Meter Reading	Gross Dishonesty	11/03/2014	Suspension uplifted April 2015. Internal Audit Investigation completed in March 2015	Pending

TABLE 202: NUMBER AND PERIOD OF SUSPENSIONS				
POSITION	NATURE OF ALLEGED MISCONDUCT	DATE OF SUSPENSION	DETAILS OF DISCIPLINARY ACTION TAKEN OR STATUS OF CASE AND REASONS WHY IT IS NOT FINALIZED	DATE FINALISED
Electrician	Gross Dishonesty	09/06/2014	Suspension uplifted May 2015. Internal Audit Investigation	Pending
Senior Security Supt	Gross Misconduct	23/01/2015	Early Retirement	Pending
Personal Assistant: SCM	Gross Misconduct / Dishonesty	30/01/2015	Suspension uplifted March 2015	Pending
Security Officer	Gross Dishonesty	19/02/2015	Finalised	04/08/2015 Finalised
Admin Officer: SCM	Gross Dishonesty	04/02/2015	Suspension uplifted April 2015. Internal Audit Investigation	Pending
Cleaner: Market	Gross Dishonesty	12/02/2015	Suspension uplifted April 2015. Internal Audit Investigation	Pending
Ward AIDS Facilitator	Gross Dishonesty	09/03/2015	Suspension uplifted April 2015. Internal Audit Investigation completed in November 2013	Pending
Driver	Gross Dishonesty	09/03/2015	Investigation	Pending
Manager: Marketing and Communication	Gross Dishonesty	12/03/2015	Official is on maternity leave	Pending
Traffic Officer	Gross Dishonesty	12/05/2015	Disciplinary Hearing Ongoing	Pending

TABLE 203: DISCIPLINARY ACTION TAKEN ON CASES OF FINANCIAL MISCONDUCT			
POSITION	NATURE OF ALLEGED MISCONDUCT AND RAND VALUE OF ANY LOSS TO THE MUNICIPALITY	DISCIPLINARY ACTION TAKEN	DATE FINALISED
Driver	Dishonesty	15/06/2014	07/10/2014
Internal Auditor	Gross Misconduct	22/08/2013	27/05/2015
Scholar Patrol	Dishonesty	02/10/2014	Pending
Credit Controller	Dishonesty	26/11/2012	Pending
Driver	Fraud	27/05/2014	27/11/2014
Electrician	Dishonesty	11/11/2014	06/07/2015
Scholar Patrol	Gross Misconduct	12/11/2014	01/12/2014
General Worker: Water	Gross Misconduct	15/04/2014	21/10/2014
General Worker	Gross Dishonesty	18/11/2014	03/06/2015
Manager: Housing	Gross Dishonesty	12/12/2014	April 2015
Committee Officer	Gross Misconduct	17/12/2014	Pending
Cashier Superintendent	Gross Dishonesty	18/12/2014	18/12/14
Traffic Officer	Gross Dishonesty	18/12/2014	Pending
Electrician	SCM Misconduct	18/12/2014	18/12/2014
Technician: Electricity	Gross Dishonesty	18/12/2014	18/12/2014
Cashier	SCM Misconduct	19/12/2014	31/01/2015
Cashier	Misconduct	19/12/2014	27/02/2015
Waste Foreman	Dishonesty	19/12/2014	28/01/2015
Meter Reader	Gross Misconduct	26/02/2014	30/06/2015
Finance Supervisor	Gross Dishonesty	04/06/2016	Pending
Traffic Officer	Gross Dishonesty	05/06/2015	Pending
Electrician	Gross Dishonesty	29/06/2015	29/07/2015
General Worker	Gross Dishonesty	29/06/2015	Pending
DMM: Economic Development	Gross Dishonesty	Investigations Completed – Awaiting charges to be drafted against the official	Pending
Housing Coordinator;	Gross Dishonesty	Investigations Completed – Awaiting charges to be drafted against the official	Pending
Housing Administration Clerk	Gross Dishonesty	Investigations Completed – Awaiting charges to be drafted against the official	Pending
Employee Relations Officer	Gross Dishonesty	Investigations Completed – Awaiting charges to be drafted against the official	Pending
General Assistant at Community Services	Gross Dishonesty	Investigations Completed – Awaiting charges to be drafted against the official	Pending
Chief Cashier - Finance	Gross Negligence	Investigations Completed – Awaiting charges to be drafted against the official	Pending
Electrician	Gross Dishonesty	Investigations Completed – Awaiting charges to be drafted against the official	Pending
General Worker	Gross Dishonesty	Investigations Completed – Awaiting charges to be drafted against the official	Pending

TABLE 203: DISCIPLINARY ACTION TAKEN ON CASES OF FINANCIAL MISCONDUCT			
POSITION	NATURE OF ALLEGED MISCONDUCT AND RAND VALUE OF ANY LOSS TO THE MUNICIPALITY	DISCIPLINARY ACTION TAKEN	DATE FINALISED
Storeman	Theft	Investigations Completed – Awaiting charges to be drafted against the official	Pending
Acting PA Office of the Mayor	Gross Dishonesty	Investigations Completed – Awaiting charges to be drafted against the official	Pending
Manager: Marketing & Communication	Gross Dishonesty	Investigations Completed – Awaiting charges to be drafted against the official	Pending
Messenger at Information Centre	Gross Dishonesty	Investigations Completed – Awaiting charges to be drafted against the official	Pending
Manager: Office of the Mayor	Gross Dishonesty	Investigations Completed – Awaiting charges to be drafted against the official	Pending

COMMENT ON SUSPENSIONS AND CASES OF FINANCIAL MISCONDUCT:

Only one suspension emanating from the period of Administration remains in process, and has extended beyond four months. The Msunduzi Municipality has established a Fraud and Corruption Hotline in an attempt to ensure that Employees who disregard policies and procedures be identified and held accountable. Training interventions for prosecutors and presiding officers at disciplinary hearings were facilitated, with managers being capacitated to act as prosecutors and/or presiding officers and a Disciplinary Hearing Procedure Manual has been developed and approved.

Discipline is acknowledged to not yet being at the required level to support optimal functioning of the workforce. Absenteeism in general, is reaching worrying proportions and requires in priority intervention. Regular Local Labour Forum meetings are being facilitated and the management of Industrial Action formalized with the development of the Industrial Action Strategy. Workshops were held with all business units to communicate the collective agreements, including disciplinary and grievance procedures.

PERFORMANCE REWARDS

The Municipality has implemented Performance Management to level 3 within the organization it is not currently linked to reward. The Individual Performance Management performance Policy was developed and approved during the 2012/13 financial year. Performance management is currently not being cascaded to the employees beyond the third level of management. 2014/2015 saw no performance reward beneficiaries, including Section 57 employees.

TABLE 204: PERFORMANCE REWARD BY GENDER					
DESIGNATION	GENDER	TOTAL NUMBER OF EMPLOYEES IN GROUP	NUMBER OF BENEFICIARIES	EXPENDITURE ON REWARDS 2014/2015 R'000S	PROPORTION OF BENEFICIARIES WITHIN GROUP %
Lower Skilled (Levels 1-2)	Female	-	0	-	0
	Male	-	0	-	0
Skilled (Levels 3-5)	Female	-	0	-	0
	Male	-	0	-	0
Highly skilled production (Levels 6-8)	Female	-	0	-	0
	Male	-	0	-	0
Highly skilled supervision (Levels 9-12)	Female	-	0	-	0
	Male	-	0	-	0
Senior Management (Levels 13-15)	Female	2	0	-	0
	Male	14	0	-	0
MM and S57	Female	3	0	-	0
	Male	3	0	-	0
Total:		22	0	0	0

THE MUNICIPAL WORKFORCE

INTRODUCTION TO WORKFORCE CAPACITY DEVELOPMENT

During the 2014/2015 financial year the following Skills Development policies were reviewed;

- The Training and Development Policy
- The Study Assistance Policy
- The External Bursary Policy
- The Internship Policy
- The Adult Education Training and Development Policy
- The Work Exposure Policy

The Skills Development Unit has developed the Recognition of Prior Learning Policy in order to create a framework for the assessing employees' prior learning and the Professional Membership Policy to establish a process to pay for membership to professional bodies.

The Skills Development Unit has developed a new skills audit tool to assess training gaps of employees which is based on the required competencies for the job. This is currently being implemented. A Total of 1049 employees were trained during the 2014/2015 Financial Year.

SKILLS DEVELOPMENT & TRAINING

TABLE 205: SKILLS MATRIX											
Management Level	Gender	Employees in post as at 30 June 2014	Number of skilled employees required and actual as at 30 June 2015								
			Learnerships			Skills programmes and other short courses			Other forms of training		
		No.	Actual 30 June 2014	Actual 30 June 2015	Target 2016	Actual 30 June 2014	Actual 30 June 2015	Target 2016	Actual 30 June 2014	Actual 30 June 2015	Target 2016
MM and S57	Female	3	-	-	-	2	2	-	-	1	-
	Male	3	-	-	-	1	1	-	-	1	-
Councillors, Senior Officials & managers	Female	64	-	-	-	52	44	58	-	1	-
	Male	88	-	-	-	54	63	75	-	6	-
Technicians and associate professionals	Female	82	-	-	-	41	19	6	5	3	5
	Male	383	-	-	-	156	120	47	7	5	5
Professionals	Female	86	16	17	5	28	13	22	3	5	5
	Male	121	9	3	10	44	25	24	3	8	5
Sub-totals	Female	235	16	17	5	123	78	86	8	10	10
	Male	595	9	3	10	255	209	146	10	20	10
Totals		830	25	20	15	378	287	232	18	30	20

TABLE 206: FINANCIAL COMPETENCY DEVELOPMENT: PROGRESS REPORT*						
Description	A Total number of officials employed by municipality (Regulation 14(4)(a) and (c)	B Total number of officials employed by municipal entities (Regulation 14(4)(a) and (c)	Consolidated: Total A and B	Consolidated; Competency assessments completed for A and B (Regulation 14(4)(b) and (d)	Consolidated: total number of officials whose performance agreements comply with regulation 16 (Regulation 14(4)(f))	Consolidated: Total Number of officials that meet the prescribed competency levels (Regulation 14(4)(e))
Financial Officials	-	-	-	-	-	-
Accounting Officer	**1**	**0**	**1**	**0**	**0**	**1**
Chief Financial Officer	**1**	**0**	**1**	**0**	**0**	**0**
Senior Managers	**5**	**0**	**5**	**0**	**?**	**1**
Any other financial officials	**235**	**0**	**235**	**0**	**0**	**13**
Supply Chain Management Officials	-	-	-	-	-	-
Heads of supply chain management units	**3**	**0**	**3**	**0**	**0**	**0**
Supply chain management senior managers	**1**	**0**	**1**	**0**	**0**	**0**
TOTAL	246	0	246	0	0	15
This is a statuary report under the national treasury: LG MFMA Regulations						

TABLE 207: SKILLS DEVELOPMENT EXPENDITURE
'000

Management Level	Gender	Employees as at the beginning of the year	Number of skilled employees required and actual as at 30 June 2015							
			Learnerships		Skills programmes and other short courses		Other forms of training		Total	
		No.	Original Budget	Actual	Original Budget	Actual	Original Budget	Actual	Original Budget	Actual
MM and S57	Female	3	-	-	35 031	35 000	22 728	22 728	57759	57728
	Male	3	-	-	35 031	35 000	22 728	22 728	57759	57728
legislators, Senior Officials & managers	Female	206	-	-	395 031	395 000	22 728	22 728	417759	417728
	Male	340	-	-	525 031	525 000	136 370	136 370	661401	661370
Professionals	Female	159	356 660	340 000	295 031	290 000	113 642	113 642	765333	743642
	Male	164	62 940	60 000	295 031	290 000	181 824	181 824	539795	531824
Technicians and associate professionals	Female	43	-	-	195 031	195 000	68 184	68 184	263215	263184
	Male	246	-	-	395 031	395 000	113 642	113 642	508673	508642
Clerks	Female	333	209 800	200 000	395 031	395 000	-	-	604831	395 000
	Male	232	104 900	100 000	395 031	395 000	-	-	499931	495 000
Service and sales workers	Female	120	-	-	195 031	195 000	-	-	195031	195 000
	Male	384	-	-	295 031	290 000	-	-	295031	290 000
Plant and machine operators & assemblers	Female	14	-	-	45 031	45 000	-	-	45031	45 000
	Male	110	-	-	95 031	95 000	-	-	95031	95 000
Elementary occupations	Female	1149	104 900	100 000	535 031	535 000	-	-	639931	635000
	Male	1243	209 800	200 000	535 031	535 000	-	-	844831	735000
Sub-totals	Female	2027	671 360	640 000	2360248	2360000	227 282	227 282	3258890	3227282
	Male	2722	377 640	360 000	2360248	2360000	454 564	454 564	3192452	3174564
Totals		**4749**	**1 049 000**	**1 000 000**	**4 720 496**	**4 720 000**	**681 846**	**681 846**	**6451342**	**11013692**

COMMENT ON SKILLS DEVELOPMENT AND RELATED EXPENDITURE AND ON THE FINANCIAL COMPETENCY REGULATIONS:

The Budget allocated for the implementation of Skills Development interventions has been increased substantially and is in line with the Skills Development Levies Act as the Municipality has budgeted 1% of the salary bill for Skills Development. All mandatory funding received from the LGSETA is used to supplement the budget for the implementation of skills development interventions for employees.

The Msunduzi Municipality acknowledges the value of development of its employees and is cooperating fully with the LGSETA and ensures that the Unit participates in all relevant grants and training opportunities offered. The Skills Development Unit makes use of the Discretionary Grants from the LGSETA to cover the costs of learnerships and also partners with various training providers who have SETA funded learnerships on offer for Municipal employees.

Funding that was made available from National Treasury during the 2014 / 2015 financial year has been utilised to develop Senior Managers and MFMA Interns on the MFMA Competency Regulations. The Msunduzi Municipality has rolled out its third programme targeting Senior Managers and Finance Officials who require these competencies as per the National Treasury Regulations. To-date the Msunduzi Municipality has 37 Senior Managers and Finance Officials; as well as, an additional 11 Process Managers and Managers reporting to the Municipal Manager, who have met the minimum competency levels.

INTRODUCTION TO WORKFORCE EXPENDITURE

The municipality has made a concerted effort to manage workforce expenditure by improving the management and control of overtime.

This included the centralisation of the processing of leave and overtime to ensure conformity, and the introduction of standardised pre-approval and overtime claim forms to address such issues as the necessity for work to be carried out after hours, verification that the time claimed was justified in relation to the work done, location of work, vehicle usage, compliance with policy and availability of funding amongst others.

The overtime policy and procedures are also being reviewed to improve the management and control of overtime. Planning for a bio-metric time and attendance system is currently underway to improve control over staff attendance.

EMPLOYEE EXPENDITURE

TABLE 208: NUMBER OF EMPLOYEES WHOSE SALARIES WERE INCREASED DUE TO THEIR POSITIONS BEING UPGRADED

BENEFICIARIES	GENDER	TOTAL
Lower skilled (Levels 1-2)	Female	Posts are not yet graded
	Male	Posts are not yet graded
Skilled (Levels 3-5)	Female	Posts are not yet graded
	Male	Posts are not yet graded
Highly skilled production (Levels 6-8)	Female	Posts are not yet graded
	Male	Posts are not yet graded
Highly skilled production (Levels 9-12)	Female	Posts are not yet graded
	Male	Posts are not yet graded
Senior management (Levels 13-16)	Female	Posts are not yet graded
	Male	Posts are not yet graded
MM and S57	Female	Posts are not yet graded
	Male	Posts are not yet graded
Total	**N/A**	**N/A**

TABLE 209: EMPLOYEES WHOSE SALARY LEVEL EXCEEDS THE GRADE DETERMINED BY JOB EVALUATION

Occupation	No. of employees	Job evaluation level	Remuneration level	Reason for deviation
Posts are not yet graded				

TABLE 210: EMPLOYEES NOT APPOINTED TO ESTABLISHED POSTS

BUSINESS UNIT	POST TITLE	COMMENTS
ISF	Beverage Executive	On placement structure not on approved structure
ISF	Technicians Assistant	On placement structure not on approved structure
ISF	Storeman x 4	On placement structure not on approved structure
ISF	Assistant Storeman	On placement structure not on approved structure
ISF	Executive Secretary	On placement structure not on approved structure
ISF	Engineering Senior Eng. x4	Approved structure shows 2 x Senior Engineering Surveyors and 3 x Senior Engineering Surveyors The Engineering Surveyor progresses to Senior Engineering Surveyor
ISF	Driver x 3	On placement structure not on approved structure
ISF	Artisan Bricklayer x2	On placement structure not on approved structure
ISF	Handyman x 4	On placement structure not on approved structure
ISF	Artisans Assistant x 27	On placement structure not on approved structure
ISF	Beverage Executive	On placement structure not on approved structure
ISF	Manger Revenue Enmt	On placement structure not on approved structure
ISF	Supervisor Domestic	On placement structure not on approved structure
ISF	Supervisor Industrial	On placement structure not on approved structure
ISF	Control Technician	On placement structure not on approved structure
CBU	IDP Manager	On placement structure not on approved structure
CBU	ID Co-coordinators x6	On placement structure not on approved structure
CBU	Executive Secretary	On placement structure not on approved structure
CBU	Special Projects Manger	Structure never submitted to PJEC
CBU	Election Co-coordinator	Structure never submitted to PJEC
CBU	Principal Clerk x 4	Structure never submitted to PJEC
ED&G	HR Clerk	Placed but not on placement or approved structure
SG&HR	Clerk III x3	On placement structure not on approved structure
SG&HR	Clerk I	Appointed in Employee Relations not on placement or approved structure
SG&HR	Admin Officer x 2	Appointed reporting to Systems Manager not on placement or approved structure
CS&SE	Clerk II x 4	Posts added to structure that was submitted late

TABLE 210: EMPLOYEES NOT APPOINTED TO ESTABLISHED POSTS		
BUSINESS UNIT	POST TITLE	COMMENTS
CS&SE	Admin Training Officer	Posts added to structure that was submitted late
CS&SE	HR Clerk x 9	Posts added to structure that was submitted late
CS&SE	Human Resource Officer	Posts added to structure that was submitted late
CS&SE	Office Assistant x 4	Posts added to structure that was submitted late
CS&SE	Admin Officer	Post to be removed from original structure
CS&SE	Clerk I now x 1 not 3	Amount of posts to be adjusted
CS&SE	Messenger /Office Asst	Post to be removed from original structure
CS&SE	Senior Clerk	Post to be removed from original structure
CS&SE	Disaster Management Officer	Post left off structure
CS&SE	Conservation Officer	Post left off structure
CS&SE	Arborist x 7	Post left off structure
CS&SE	Driver	Post left off structure
CS&SE	Project Manager	Post left off structure
CS&SE	Manager Special Projects	Post left off structure
CS&SE	Manager Planning & Matters	Post left off structure
CS&SE	Town Planning Technician x2	Post left off structure
CS&SE	GIS Technician	Post left off structure
CS&SE	Manager Community Development	Post left off structure
CS&SE	Community Development Officer x3	Post left off structure
CS&SE	Manager Development Services	Post left off structure
CS&SE	Principal Admin Officer	Post left off structure
CS&SE	Secretary	Post left off structure
CS&SE	Messenger/ Driver	Post left off structure
CS&SE	Receptionist	Post left off structure

COMMENT ON UPGRADED POSTS AND THOSE THAT ARE AT VARIANCE WITH NORMAL PRACTICE:

The process of Job Evaluation was prioritized in the 2014/201515 financial year. All provisional grade outcomes produced by JEU were submitted to Provincial Audit Committee (PAC) on the 16th of April 2015 for auditing. The auditing process started on the 18th of May 2015, and was concluded on the 10th of July 2015. All preliminary audit outcomes with audit queries were referred to the JEU by PAC on the 10th of July 2015. Once concluded the organization will move towards the implementation of the new organizational structure.

6. COMPONENT F: CORPORATE BUSINESS UNIT

This component includes: council and executive & internal audit.

6.1. COUNCIL AND EXECUTIVE

INTRODUCTION TO EXECUTIVE AND COUNCIL

The Executive and Council include all administrative support that is provided to the offices of the Mayor, Speaker and Municipal Manager. This includes, inter alia, meetings of Council and its committees and support related to the functioning of ward committees.

The Executive and Council Support Unit is headed by the Process Manager: Sound Governance. The main purpose for the existence of this Unit is to give administrative support, primarily to Council and its committees and to ensure smoothness of Council's decision making process.

The Unit in turn comprises three sub-units, namely Secretariat, Information and Printing.

The Unit commits itself to providing efficient printing service to Council & business units; quality minutes and efficient record keeping of all minutes of Council and its committees.

In an attempt to improve its performance in so far as it concerns the quality management of minutes the Unit introduced various levels of accountability to check agendas and minutes so as to minimize errors and material amendments respectively. In addition, the decisions of Executive and Management Committees are electronically captured at meetings and confirmed at the end of each meeting so as to speed up the implementation of thereof.

TABLE 211: COUNCILLORS AND COMMITTEE MEETING DATA 2014 / 2015 FY

ITEM	NUMBER
Total number of Councillors	73
Total number of Executive Committee Members	10
Total number of wards	37
Total number of ward committee meetings	273
Total number of community meetings	224
Number and Type of Council Committee Meetings:	
Full Council	17
Executive Committee	34
Corporate Services	20
Financial Services	16
Infrastructure Services	17
Community Services	9
Economic Development	24
Municipal Public Accounts Committee	17

TABLE 212: COUNCIL & EXECUTIVE POLICY OBJECTIVES TAKEN FROM IDP

Service Objectives	Outline Service Targets	2013/2014		2014/2015		2015/2016
Service Indicators		Target	Actual	Target	Actual	Target
Sound Governance & Public Participation	Functioning Ward Committee System: Develop Annual Schedule of Meetings	Develop Annual Schedule of Meetings	Annual Schedule of Meetings developed	Develop Annual Schedule of Meetings	Annual Schedule of Meetings developed	Develop Annual Schedule of Meetings
Institutional Development & Transformation	Develop & Submit Annual Report as per legislative timeframe	By 31 January Annually	29 January 2014	By 31 January Annually	28 January 2015	By 31 January Annually
Institutional Development & Transformation	Develop & Submit Oversight Report as per legislative timeframe	By 31 March Annually	26 March 2014	By 31 March Annually	31 March 2015	By 31 March Annually
Good Governance/ To ensure participation of all stakeholders in the decision making of the municipality and efficient functioning of ward committees, complying at all times with the provisions of the System Act	Minutes of ward and community meetings from each Ward assistant submitted to the Office of the Speaker within 5 days after date of meeting	Minutes of ward and community meetings from each Ward assistant submitted to the Office of the Speaker within 5 days after date of meeting	Minutes of ward and community meetings received within 5 days after date of meeting	Minutes of ward and community meetings from each Ward assistant submitted to the Office of the Speaker within 5 days after date of meeting	Minutes of ward and community meetings received within 5 days after date of meeting	Minutes of ward and community meetings from each Ward assistant submitted to the Office of the Speaker within 5 days after date of meeting

TABLE 212: COUNCIL & EXECUTIVE POLICY OBJECTIVES TAKEN FROM IDP						
Service Objectives	Outline Service Targets	2013/2014		2014/2015		2015/2016
Service Indicators		Target	Actual	Target	Actual	Target
Good Governance/ To ensure participation of all stakeholders in the decision making of the municipality and efficient functioning of ward committees, complying at all times with the provisions of the System Act	Forwarding of service delivery challenges per ward to customer care / relevant business units within 8 hours of receipt of the challenges	Forwarding of service delivery challenges per ward to customer care / relevant business units within 8 hours of receipt of the challenges	100% service delivery challenges per ward forwarded to Customer Care/ relevant business unit within 8 hours of receipt	Forwarding of service delivery challenges per ward to customer care / relevant business units within 8 hours of receipt of the challenges	100% service delivery challenges per ward forwarded to Customer Care/ relevant business unit within 8 hours of receipt	Forwarding of service delivery challenges per ward to customer care / relevant business units within 8 hours of receipt of the challenges
	Portfolio Committee meetings Minutes finalized within 7 working days after the meetings are held	Portfolio Committee meetings Minutes finalized within 7 working days after the meetings are held	Portfolio Committee meetings Minutes finalized within 7 working days after the meetings are held	Portfolio Committee meetings Minutes finalized within 7 working days after the meetings are held	Portfolio Committee meetings Minutes finalized within 7 working days after the meetings are held	Portfolio Committee meetings Minutes finalized within 7 working days after the meetings are held

TABLE 213: EMPLOYEE: CORPORATE BUSINESS UNIT					
Job Level	2013/2014	2014/2015			
	Employees No.	Posts No.	Employees No.	Vacancies (fulltime equivalents No.	Vacancies (as a % of total posts) %
A1-A4	15	15	10	5	33
B1-B4	9	21	9	12	57
C1-CU	11	48	10	38	79
D1 –DU	10	12	10	2	16
E1 – E2	3	4	3	1	25
F1 – F2	5	6	6	0	0
Total	**53**	**106**	**48**	**58**	**55**

TABLE 214: FINANCIAL PERFORMANCE 2014/2015: COUNCIL & EXECUTIVE R'000					
Details	2013/2014	2014/2015			
	Actual	Original Budget	Adjustment Budget	Actual	Variances to Adjusted Budget %
Total Operational Revenue (excl. tarrifs)	**58**	**0**	**0**	**67**	
Expenditure:					
Employees	25890	26667	27092	25793	-5
Repairs and Maintenance	1259	2909	2040	1647	-19
Other	73765	75082	96204	87407	-9
Total Operational Expenditure	**100914**	**104658**	**125336**	**114847**	**-8**
Net operational (Service) Expenditure	**-**	**-**	**-**	**114780**	**-**

TABLE 215: CAPITAL EXPENDITURE: COUNCIL & EXECUTIVE R'000					
Details	2014/2015				
	Budget	Adjustment Budget	Actual Expenditure	Variances to Adjusted Budget %	Total Project Value
Total All					
010 658 1504 Vehicles	0	7	7	0	7
011 601 1502 Road Constr PURP	0	3251	3218	-1	3218
011 654 1501 Plant & Equip	0	103	61	-40	61
011 656 1501 Furniture & Fittings	0	16	14	-12	14
504 630 1501 Refurb of City Hall	250	82	82	0	82

TABLE 216: FINANCIAL PERFORMANCE 2014/2015: SOUND GOVERNANCE R'000					
Details	2013/2014	2014/2015			
	Actual	Original Budget	Adjustment Budget	Actual	Variances to Adjusted Budget %
Total Operational Revenue (excl. tarrifs)	**806**	**1 024**	**1 024**	**0**	**-100%**
Expenditure:					
Employees	12906	13 621	16 411	16 315	-1%
Repairs and Maintenance	14	96	24	10	-58%
Other	2293	1905	2367	-17242	-828%
Total Operational Expenditure	**15213**	**15622**	**18802**	**-917**	**-105%**
Net operational (Service) Expenditure	**14407**	**14598**	**17778**	**-917**	**-105%**

NOTE: Other comprises of the following:

TABLE 217:			
	R'000		
	Original Budget	Adjusted Budget	Actual Expenditure
General Expenses	1,819	1,997	229
Departmental Charges	86	370	-17,471
TOTALS	**1,905**	**2,367**	**-17,242**

TABLE 218: CAPITAL EXPENDITURE: SOUND GOVERNANCE R'000					
Details	2014/2015				
	Budget	Adjustment Budget	Actual Expenditure	Variances to Adjusted Budget %	Total Project Value
Total All	**3200**	**2873**	**2674**	**-7%**	**3217**
PRINTING – LITHOGRAPHIC MACHINE	1000	734	569	-22%	1000
PRINTING - DOCUMENT MANAGEMENT SYSTEM	2 000	1922	1888	-2%	2000
PRINTING – NUMBERING AND PERFORATING MACHINE	200	217	217	0	217

COMMENT ON THE PERFORMANCE OF THE EXECUTIVE AND COUNCIL:

In the 2014/2015 financial year portfolio committees held meetings on a regular basis and this can be seen in the summary provided above. Msunduzi Municipality was also able to meet the legislative deadlines in the development and submission of the Annual Performance Report for 2013/2014, Annual Report 2013/2014, Oversight Report 2013/2014 and also the Section 72 Mid-Year Budget & Performance review.

6.2. INTERNAL AUDIT

INTRODUCTION TO INTERNAL AUDIT

Internal Audit is an independent, objective, assurance and consulting activity designed to add value and improve the municipality's operations. The unit assists the municipality in accomplishing its objectives through a systematic, disciplined approach to evaluate and improving the effectiveness of risk management, system of the internal control and governance processes. By its nature, Internal Audit Unit is a governance structure which facilitates improvement on service delivery vehicle by reviewing the design and effectiveness of the system of internal controls around the core mandate and support functions of the municipality. Its role is critical in promoting and enhancing control environment through auditing and recommending solutions to management.

The unit was composed of the Executive Manager: Internal Audit and two (2) Internal Auditors in 2012/13 and has grown in 2013/14 with the appointment of the Manager: Internal Audit (Assurance), two (2) Internal Auditors and two (2) Interns. Our capacity is limited and to achieve our audit coverage we have a co-sourced arrangement with four firms. Two (2) Internal Auditors were appointed in 2014/ 2015 financial year but resigned within 3 months of their appointment.

The internal audit institutional framework has been solidified by having a fully-fledged Audit Committee with a diverse set off skills and competencies, namely Chartered Accountants with vast experience in both corporate and public sectors, including water industry and municipal environment, an Economist with vast experience in the Public Sector Budgeting and Strategy, an Information Technology Specialist with vast experience in the Public and Private Sector environments and a recent appointment of an Advocate to assist in areas dealing with labour and legal issues. The unit has implemented the Combined Assurance approach in ensuring effective oversight role by the Audit Committee because its composition of mixed expertise. The Combined Assurance has been taken a step further in the relevant structures of the municipal councils, i.e. Operational Management committee, Strategic Management Committee, Respective Portfolio Committees', Audit Committee and the Executive Committee.

The King III report on Cooperative Governance accepts the need for the Audit Committee in the pursuit of good governance. It aligns the function of internal and external audit directly with the oversight by the Audit Committee. There are other oversight committees of Council who are role-players in the assurance space to advocate for the combined assurance model. The Audit Committee is located to financial reporting, risk management, governance, performance information and system of internal control space which the universal organization space.

A stronger mechanism between the Audit Committee and the various Council Oversight Committee structures which are responsible to ensure effective governance. If, for instance, an audit was undertaken on the quality of infrastructure provision and maintenance, the results of the audit is communicated to the Infrastructure Services Committee to enable it to play its oversight role. This makes the Portfolio Committee to play an oversight role on the system of internal control, risk management and governance in their respective Portfolios and enable them to monitor implementation of corrective measures rather than to rely on the reports by management which sometime select only to report positive rather than negative feedback.

A positive change has been realized through internal audit effort by changing the approach of auditing. The planning for the year under review included focus on risks within the municipality, compliance with regularity framework, performance information and core mandate of the municipality. Focus has been placed on municipal entities as they were previously neglected and this has indicated that minimal oversight has been played by the responsible municipal officials and Council in ensuring that they adhere to the relevant legislation, policies and procedures and deliver on the mandate they were established for.

Positive working relationships have been fostered by the unit, thus in turn gaining trust of the business process owners and understanding that we are all working towards the broader vision and mission of the municipality, this is evidence by the reduction of the backlog of consumer refunds and improvement in the system of internal control. Strategic relationships are also forged by the unit to ensure adequate coverage when auditing technical processes, i.e. King Shaka International Airport and South African Aviation Authority were approached and consulted when auditing the Municipal Airport.

Using a joint recommendation approach has been adopted between Internal Audit Unit and management, where management they are taking full charge of findings and recommendations in order to derive the agreed action plan which reduces the risk exposure. Supply Chain Management is an area that has high risk exposure due to nature of its business; however, the relationship between its Head and Internal Audit Unit has minimized the risk exposure.

Audit Committee has been very vigorous in its oversight role and the Deputy Municipal Managers are required to report on the progress in implementing internal audit recommendations and agreed action plan and this was aimed at improving performance and effectiveness of the system of internal control, risk management and governance.

SERVICE STATISTICS FOR INTERNAL AUDIT

In 2013/14 forty six (46) internal audit assignments were planned & forty four (44) completed which is 95% performance. Twenty four (24) Trade Payables audits planned & twenty three (23) completed as in one month only one run of payment was done and therefore resulting to 95% performance. We had planned twelve (12) Consumer Refunds audits & completed sixteen (16) which is 133%. We also received thirteen (13) requests for adhoc audit assignments from management which were not planned and were completed over & above planned. Thus meaning the true reflection of the audit assignments performed in 2013/14 financial year was ninety six (96) (117%) of the eighty two (82) planned'

In 2014/15 eighty-two (82) internal audit assignments were planned & ninety (90) completed which is 109.75% performance. Eight (8) audits were removed from the Annual Audit Plan with the permission of the Audit Committee due to lack of satisfactory follow up audit results and a Consulting arm of Internal Audit considered and approved to provide guidance and assistance. We also received five (5) requests for adhoc audit assignments from management which were not planned and were completed over & above planned audit assignments.

TABLE 219: INTERNAL AUDIT POLICY OBJECTIVES TAKEN FROM IDP

Service Objectives	Outline Service Targets	2013/2014		2014/2015		2015/2016
Service indicators		Target	Actual	Target	Actual	Target
To ensure effective reporting on Systems of Internal Control, Governance & Risk Management to the Accounting Officer, Management, Executive, Audit Committee & Council	Date of approval of the Annual Audit Plan & resolution of the Audit Committee	Three Year Rolling Audit Plan & Annual Plan developed and submitted to the Audit Committee for approval by 30th of June 2014	Three Year Rolling Audit Plan & Annual Plan developed and submitted to the Audit Committee & approved on 24 June 2014	Annual plan for 2015/ 2016 approved by the Audit Committee by 30 June 2015	Annual plan for 2015/ 2016 approved by the Audit Committee on 29 June 2015	Three Year Rolling Audit Plan for 2015/16-2017/18 & Annual Audit plan for 2016/17 developed & submitted to the Audit Committee for approval by the 30th of June 2016
To ensure effective reporting on the system of Internal controls, Governance & Risk Management to the Accounting Officer, Management, Executive, Audit Committee & Council	Number of internal audit assignments completed against the date in the Approved Annual Audit plan as approved by the Audit Committee	Internal Audit assignments done as per Annual Audit Plan	Annual Audit Plan accomplished & in additional 14 adhoc audits as well as 6 audit from the previous plan were performed during the year	Internal audit assignments completed against the date in the Approved Annual Audit plan as approved by the Audit Committee	Of the 82 audits planned for the 2014/ 2015 financial year, 90 completed. 11 audits included in the 90 not planned equivalent to 109.75 %	Completion of internal audit assignments as per approved Annual Audit Plan for 2015/16 by the 30th of June 2016
To ensure effective Ant- fraud & Corruption Awareness within the municipality	Number of Anti- Fraud & Corruption Awareness presentation conducted	Revised Anti-Fraud & Corruption Strategy submitted to SMC by 31 January 2013	Revised Anti-Fraud & Corruption Strategy submitted to SMC on 15 January 2014 per report dated 03/01/2013	26 Anti- fraud & Corruption awareness presentations conducted by 30 June 2015	26 Anti- fraud & Corruption awareness presentations conducted by 31 May 2015	N/A
To ensure that the members of the public, councilors, employees, stakeholders & service providers have a facility to report fraud, corruption, theft & other irregularities anonymously	Number of quarterly reports on cases reported through the whistle- blowing hotline prepared and submitted to SMC within 15 working days after the end of the quarter.	N/A	N/A	3X quarterly reports on cases reported through the whistle-blowing hotline prepared and submitted to SMC within 15 working days after the end of the quarter by 30 June 2015	3X quarterly reports on cases reported through the whistle-blowing hotline prepared and submitted to SMC within 15 working days after the end of the quarter by 30 June 2015	4 x quarterly reports on cases reported through the whistle blowing hotline prepared and submitted to SMC within 30 working days after the end of the quarter by the 30th of June 2016
To ensure adequacy of the risk register	Updated risk register	N/A	N/A	Updated risk register for effective risk based annual audit plan submitted to RMC by 30 April 2015	The updated risk register for the entire municipality was submitted to RMC meeting held on 29 June 2015	1 x report on the Consolidated Risk Management Strategy developed & submitted to the RMC by the 20th of May 2016 for the 2015/16 financial year
To ensure that the Risk Management Committee members are properly appointed & constituted	Letters of appointment for the DMM's	N/A	N/A	All DMM's are members of the Risk Management Committee by 31 January 2015	All DMM's were appointed and they are members of the Risk Management Committee	Risk Management methodology developed & submitted to RMC by the 31st of January 2016

TABLE 219: INTERNAL AUDIT POLICY OBJECTIVES TAKEN FROM IDP						
Service Objectives	Outline Service Targets	2013/2014		2014/2015		2015/2016
Service indicators		Target	Actual	Target	Actual	Target
To ensure that the Risk Management Committee has a charter/ Terms of Reference	Date Risk Management Committee charter/ Terms of Reference submitted to SMC for approval	N/A	N/A	Risk Management Committee charter/ Terms of Reference submitted to the SMC for approval by 31 January 2015	RMC charter was submitted to the Audit Committee and approved by Council in March 2015	Risk assessment workshop for OMC members conducted by the 31st of October 2015
To ensure adequacy of the risk management strategy	Updated risk management strategy	N/A	N/A	Updated risk management strategy submitted to the SMC by 30 April 2015	Risk management strategy reports for all Business Units were submitted to the RMC meeting held on 13 April 2015 (Community Services & Corporate Services) and CBU, Economic Development, Financial Services & Infrastructure Services Business Unit were submitted to the RMC meeting held on 29 June 2015	4 x Risk Management reports produced and submitted to RMC by the 20th of every 2nd month in 2015/16 financial year [20/08/15; 20/10/15; 20/01/16 & 20/03/16]
To ensure that the Risk Management Committee is properly constituted & meets on bi- monthly basis.	Number of reports submitted to RMC	N/A	N/A	Three (3) Risk Register and Risk management Strategy reports produced and submitted to RMC	Risk register & Risk Management Strategy reports for all business units were submitted to RMC meeting held on 13 April 2015 and 29 June 2015	N/A
To ensure that the top ten (10) risks are prioritized & brought to the attention of the SMC & that there are effective strategies to mitigate them	Two (2) quarterly reports submitted to the SMC within 15 working days after the end of each quarter	N/A	N/A	Two (2) quarterly reports submitted to the SMC within 15 working days after the end of each quarter	Top ten (10) reports were submitted to SMC in February and May 2015	N/A
To ensure effective Audit Committee that has a work plan	Audit Committee work plan developed & resolution taken by the Audit Committee by	N/A	N/A	Draft Audit Committee work plan developed & submitted to the Audit Committee for consideration by 30 June 2015	Draft Audit Committee work plan developed & submitted to the Audit Committee for consideration on 23 April 2015	N/A
To ensure that co-sourced partners performance is monitored & that poor performance is dealt with as per the SCM prescripts	Number of performance assessments done on the four (4) co-sourced partners	N/A	N/A	Conduct two (2) performance assessments on the four (4) co- sourced partners by 30 June 2015	Conducted two (2) performance assessments on the four (4) co- sourced partners by 30 June 2015	N/A

TABLE 220: EMPLOYEE: INTERNAL AUDIT					
Job Level	2013/2014	2014/2015			
	Employees No.	Posts No.	Employees No.	Vacancies (fulltime equivalents No.	Vacancies (as a % of total posts) %
A1-A4	-	-	-	-	-
B1-B4	1	1	1	0	0
C1-CU	2	6	1	5	83
D1 –DU	3	4	3	1	25
E1 – E2	1	1	1	0	0
F1 – F2	-	-	-	-	-
Total	**7**	**12**	**6**	**6**	**50**

TABLE 221: FINANCIAL PERFORMANCE 2014/2015: INTERNAL AUDIT R'000					
Details	2013/2014	2014/2015			
	Actual	Original Budget	Adjustment Budget	Actual	Variances to Adjusted Budget %
Total Operational Revenue (excl. tarrifs)	**0**	**0**	**0**	**0**	**0**
Expenditure:					
Employees	4408	3858	4241	5199	23
Repairs and Maintenance	0	0	0	0	0
Other	6246	9492	15101	11654	-23
Total Operational Expenditure	**10654**	**13350**	**19342**	**16853**	**-13**
Net operational (Service) Expenditure	**-**	**-**	**-**	**16853**	**-**

TABLE 222: CAPITAL EXPENDITURE: INTERNAL AUDIT R'000					
Details	2014/2015				
	Budget	Adjustment Budget	Actual Expenditure	Variances to Adjusted Budget %	Total Project Value
Total All					
No Capital Projects in the 2014/2015 Financial Year	N/A	N/A	N/A	N/A	

COMMENT ON THE PERFORMANCE OF INTERNAL AUDIT OVERALL

Overall performance indicates a solid foundation, independence and significantly improved maturity level of the Internal Audit Unit during the 2014/2015 financial year. Internal Audit plan had an increased balanced coverage despite limited resources. The stringent quality control mechanism and performance management on the outputs from the co-sourced partners resulted in allocation of internal audit assignments being allocated to three (3) co- sourced partners as one could not keep up with the high standard set by the unit.

A new concept of Project Risk Assurance on high impact projects or project of high values which are susceptible to fail or completed on ballooned budgets was introduced and will improve project management within the municipality and it sets forth the precise expectation of the desired output.

Whistle- blowing hotline was introduced to the Municipality in July 2014 and formally launched to the public and external stakeholders in August 2014. The Whistle- blowing hotline is managed independently by Deloitte and has increased the reporting of fraud and corruption anonymously and made it possible to introduce stringent mechanisms to reduce the risk of losses to the municipality in particular fuel usage.

The unit intends automating its methodology by acquiring an internal audit software in 2016/17 financial year and as such is undertaking a process of visiting various metropolitan municipalities, State owned Enterprises and Corporate Business to establish what system are using in the internal audit arena.

7. COMPONENT G: FINANCIAL PERFORMANCE

All relevant information relating to Financial Performance will be dealt with in terms of the Annual Financial Statements.

SECTION 2: ANNUAL REPORT ON THE SERVICE DELIVERY & BUDGET IMPLEMENTATION PLAN

The Service Delivery and Budget Implementation Plan (SDBIP) is a legislative requirement as per the Municipal Finance Management Act (MFMA). The SDBIP gives effect to the Municipality's Integrated Development Plan (IDP) and annual budget. The SDBIP facilitates the accountable role that managers hold to the Council and that Councillors hold to the community. It also fosters the management, implementation and monitoring of the budget, the performance of senior management and the achievement of the strategic objectives as laid out in the IDP.

Chapter 1 of the MFMA describes the SDBIP as:

A detailed plan approved by the mayor of a municipality in terms of section 53 (1) (c)(ii) for implementing the Municipality's delivery of services and the execution of its annual budget and which must include the following:

(a) projections for each month of –

(i) Revenue to be collected by source; and
(ii) Operational and capital expenditure, by vote;

(b) service delivery targets and performance indicators for each quarter".

In terms of the provisions above, IN-YEAR monitoring on service delivery indicators was conducted according to the attached SDBIP on a monthly & quarterly basis and reports thereof submitted to the Operational Management Committee (OMC), EXCO, the Full Council, Portfolio Committees, Municipal Public Accounts Committee and the Audit Committee. Monitoring through the SDBIP enables the municipal manager to monitor the performance of senior managers, the mayor to monitor the performance of the municipal manager and for the community to monitor the performance of the municipality as each activity contains outputs, outcomes and timeframes. The SDBIP is compiled on an annual basis.

As the SDBIP is a management and implementation tool, and not a policy proposal, it is not required to be approved by Council - it is however tabled before Council and made public for information and monitoring purposes. However, the top layer of the SDBIP cannot be revised without the approval of the Council. During the 2011/2012 financial year, the municipality developed a quarterly dashboard reporting process. In 2014/15 the municipality continued to implement the dashboard process of reporting. The dashboard is colour-coded in order to serve as an early indicator warning system in order to identify areas that require intervention in areas of non/under performance. Monthly & Quarterly reports on the SDBIP 2014/2015 were submitted to Council and are available on request.

During the Strategic Planning Process for the 2014/2015 financial year a management resolution was taken to differentiate between service delivery indicators that have a direct impact on the community and those that are operational, support and auxiliary services. In this regard for the 2014/2015 financial year the SDBIP has been developed to focus on the service delivery indicators and the Operational Plan 2014/2015 has been developed to focus on operational, support and auxiliary services.

The SDBIP 2014/2015 contains Public Participation Units (Office of the Speaker, Office of the Mayor), Community Services Units (Area Based Management, Health and Social Services, Community Development (Parks, Waste Management, Halls, Libraries and Art Gallery) and Public Safety Enforcement and Disaster Management), Infrastructure Services Units (Water and Sanitation, Roads and Stormwater, Electricity, Fleet Management and the Landfill Site) and Economic Development Units (Local Economic Development, Town Planning and Environmental Management and Human Settlements). Also included are the Legislated Performance Indicators as regulated by the National and Provincial Departments of Cooperative Governance and Traditional Affairs (CoGTA).

All other units provide operational, support and auxiliary services to the Municipality and have been placed on the Operational Plan 2013/2014. The Operational Plan 2013/2014 contains the Corporate Business Units (Internal Audit, Marketing and Communication, Integrated Development Plan and Performance Management System), Finance Business Units (Budget and Treasury, Revenue Management, Expenditure Management and Supply Chain Management), Infrastructure Services Units (Fleet Management and Project Management Unit), Corporate Services Units (Legal Services, Information Communication Technology, Sound Governance and Human Resources) and Economic Development Unit (Infrastructure Planning and Survey)

The graphical representations below illustrate the performance of the municipality, over the four (4) quarters of the 2014/2015 financial year, as per the colour-coded dashboard.

SDBIP 2014/2015 ANNUAL PROGRESS REPORT
ORGANISATIONAL OVERVIEW

	TOTAL PROJECTS	KEY
	1 NIL ACHIEVED	
	2 TARGET PARTIALLY MET	
	3 TARGET MET	
	4 TARGET EXCEEDED	
	5 TARGET EXCEEDED BY 100 %	
	NOT APPLICABLE	

1. TOTAL PROJECTS: 180

1.1 OPERATING PROJECTS: 97
1.2 CAPITAL PROJECTS: 83

2. GRAPHICAL REPRESENTATION OF PERFORMANCE: OPERATING PROJECTS

ORGANISATION OVERVIEW SDBIP 2014/2015 4TH QUARTER & ANNUAL PROGRESS REPORT

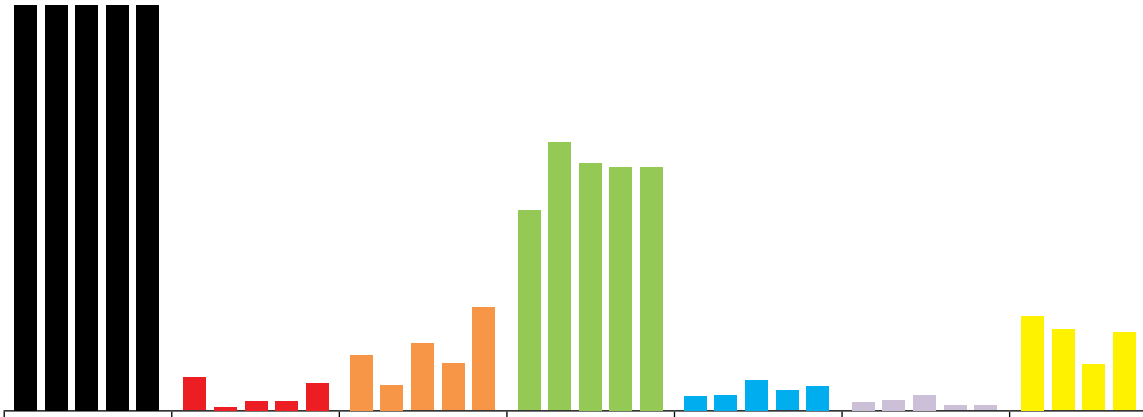

	Total Projects	1 Nil Achieved	2 Target Partially Met	3 Target Met	4 Target Exceeded	5 Target Exceeded by 100%	No Applicable
Quarter 1	100%	8.14%	13.67%	49.30%	3.53%	1.99%	23.34%
Quarter 2	100%	1.25%	6.25%	66.25%	3.75%	2.50%	20%
Quarter 3	100%	2.5%	17.75%	61.25%	7.50%	3.75%	11.25%
Quarter 4	100%	2.40%	12.04%	60.24%	4.81%	1.20%	19.27%
Annual	100%	7.22%	25.30%	60.24%	6.02%	1.20%	0%

- A total of 97Capital Projects were reported on the SDBIP for the 2014/2015 financial year.
- 2.06% of the projects were reported as having Nil Achievements for the 2014/2015 financial year.
- 19.58% of the projects were reported as having been partially met for the 2014/2015 financial year.
- 75.25%of the projects were reported as having been met for the 2014/2015 financial year.
- 2.06% of the projects were reported as having exceeded the target for 2014/2015 financial year.
- 1.03% of the projects were reported as having exceeded the target by 100% for 2014/2015 financial year.
- 0% of the projects were reported as not applicable due to not having any targets set for the 2014/2015 financial year.

3. GRAPHICAL REPRESENTATION OF PERFORMANCE: CAPITAL PROJECTS

ORGANISATION OVERVIEW SDBIP 2014/2015 4TH QUARTER & ANNUAL PROGRESS REPORT

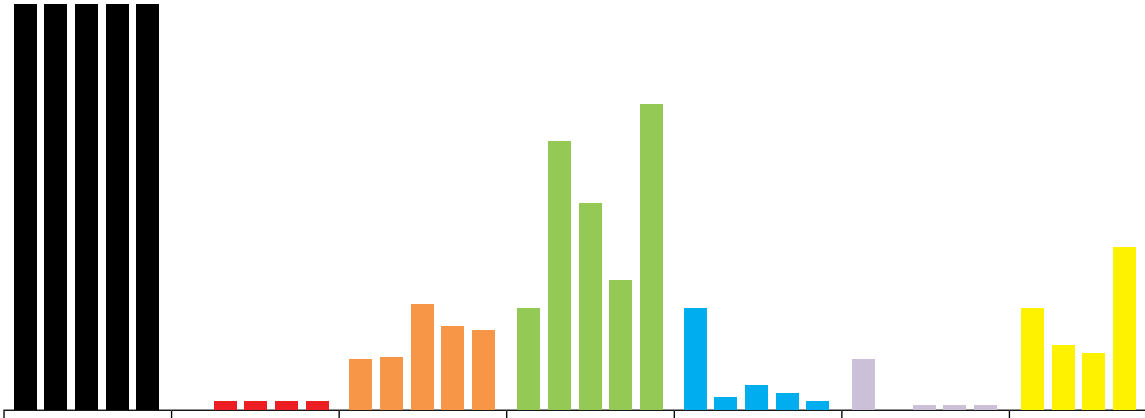

	Total Projects	1 Nil Achieved	2 Target Partially Met	3 Target Met	4 Target Exceeded	5 Target Exceeded by 100%	No Applicable
Quarter 1	100%	0%	12.5%	25%	25%	12.5%	25%
Quarter 2	100%	1.98%	12.87%	66.33%	2.97%	0%	15.84%
Quarter 3	100%	2%	26%	51%	6%	1%	14%
Quarter 4	100%	2.06%	20.61%	31.93%	4.12%	1.03%	40.20%
Annual	100%	2.06%	19.58%	75.25%	2.06%	1.03%	0%

- A total of 97Capital Projects were reported on the SDBIP for the 2014/2015 financial year.
- 2.06% of the projects were reported as having Nil Achievements for the 2014/2015 financial year.
- 19.58% of the projects were reported as having been partially met for the 2014/2015 financial year.
- 75.25%of the projects were reported as having been met for the 2014/2015 financial year.
- 2.06% of the projects were reported as having exceeded the target for 2014/2015 financial year.
- 1.03% of the projects were reported as having exceeded the target by 100% for 2014/2015 financial year.
- 0% of the projects were reported as not applicable due to not having any targets set for the 2014/2015 financial year.

OPERATIONAL PLAN (OP) 2014/2015 ANNUAL PROGRESS REPORT ORGANISATIONAL OVERVIEW

1. TOTAL PROJECTS: 131

1.1 OPERATING PROJECTS: 131

2. GRAPHICAL REPRESENTATION OF PERFORMANCE: OPERATING PROJECTS

ORGANISATION OVERVIEW OPERATIONAL PLAN (OP) 2014/2015 4TH QUARTER & ANNUAL PROGRESS REPORT

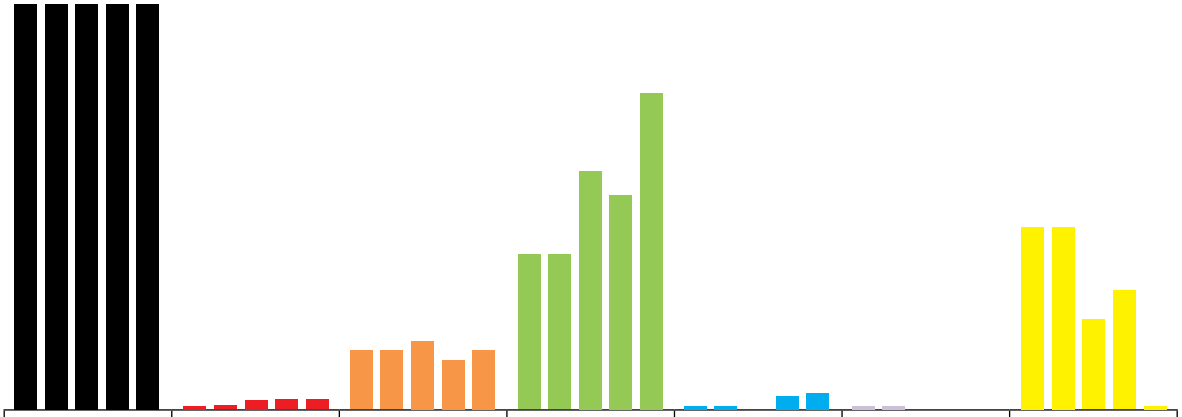

	Total Projects	1 Nil Achieved	2 Target Partially Met	3 Target Met	4 Target Exceeded	5 Target Exceeded by 100%	No Applicable
Quarter 1	100%	0.76%	14.50%	38.16%	0.76%	0.76%	45.03%
Quarter 2	100%	0.76%	14.50%	38.16%	0.76%	0.76%	45.03%
Quarter 3	100%	2.29%	16.79%	58.77%	0%	0%	22.13%
Quarter 4	100%	2.43%	12.19%	52.84%	3.25%	0%	29.26%
Annual	100%	2.43%	14.63%	78.04%	4.06%	0%	0.81%

- A total of 131 Projects were reported on the Operational Plan for the 2014/2015 financial year.
- 2.43% of the projects were reported as having Nil Achievements 2014/2015 financial year.
- 14.63% of the projects were reported as having been partially met for the 2014/2015 financial year.
- 78.04% of the projects were reported as having been met for the 2014/2015 financial year.
- 4.06% of the projects were reported as having exceeded the target for the 2014/2015 financial year.
- 0% of the projects were reported as having exceeded the target by 100% for the 2014/2015 financial year.
- 0% of the projects were reported as not applicable due to not having any targets set for 2014/2015 financial year.

CONCLUSION:

This Annual Performance report reflects the performance of Business Units during the financial year 2014/2015.

During the 2014/2015 financial year Msunduzi Municipality made great strides in trying to ensure a clean audit on performance. A number of systems, procedures and interventions were implemented during this period to assist with ensuring the alignment of the Integrated Development Plan, Budget & Service Delivery & Budget Implementation Plan (SDBIP) in order for the communities to receive quality services. The municipality also undertook several interventions to ensure that the communities it serves were continuously informed of matters pertaining to service delivery.

CHAPTER 4 – ANNUAL FINANCIAL STATEMENTS

THE MSUNDUZI MUNICIPALITY AND ITS MUNICIPAL ENTITY

CONSOLIDATED ANNUAL FINANCIAL STATEMENTS FOR THE YEAR ENDED 30 JUNE 2015

General Information

Legal form of entity	Category B Municipality in terms of section 1 of the Local Government: Municipal Structures Act, 1998 (Act 117 of 1998) read with section 155 (1) of the Constitution of the Republic of South Africa (Act 108 of 1996)
Nature of business and principal activities	The primary function of the Msunduzi Municipality is to provide basic services i.e. water, electricity, sewerage, water and sanitation to the Pietermaritzburg jurisdiction. The Msunduzi Municipality is controlled by the Mayor, Deputy Mayor, the Accounting Officer, Speaker, ten Executive Committee members, and five Deputy Municipal Managers who contribute to day to day management.
Legislation governing the municipality's operations	Municipal Finance Management Act, (Act 56 of 2003) The Constitution of the Republic of South Africa (Act 108 of 1996), Municipal Structures Act (Act 117 of 1998) Municipal Systems Act, (Act 32 of 2000)
Grading of local authority	Category - B
Controlling entity	The Msunduzi Municipality
Municipal entity	Safe City Msunduzi (Pty) Ltd
Registered office	The City Hall 260 Church Street Pietermaritzburg 3201
Business address	The City Hall 260 Church Street Pietermaritzburg 3201
Postal address	The City Hall Private Bag x321 3200
Telephone	(033) 392 2006
Facsimile	(033) 392 2208
Bankers	First National Bank
Auditors	The Auditor General
Website	www.msunduzi.gov.za
Accounting Officer	M A Nkosi
Chief Finance Officer (CFO)	N M Ngcobo
Executive Committee	Mayor - CJ Ndlela Deputy Mayor - TR Zuma Member - NP Bhengu Member - M Inderjit Member - WF Lambert Member - M J Lawrence Member - NE Majola Member - JJ Ngubo Member - T Xulu Member - M Schalkwyk

Councillors

Speaker - B Baijoo
Chief Whip - TV Magubane
N B Ahmed
R Ahmed
R P Ashe
N Atwaru
C Bradley
S D Buthelezi
T M Buthelezi
N P Dlamini
T I Dlamini
A B Dlomo
S N Govender
N F Gumede
S C Gwala
U Haswell
V P Jaca
S P Lyne
L L Madlala
I S Madonda
T Magwaza
T S Majola
F M Makhathini
M Maphumalo
T Matiwane
A L Mbanjwa
F Mbatha
R McArthur
A S Mkhize
B M Mkhize
M A Mkhize
M H Mkhize
V G M Mlete
N Msimang
C S Ndawonde
Z N Ndlovu
M D Ndlovu
T P Ndlovu
K M Ngcobo
B B Ngcobo
J M Ngcobo
L Ngcobo
M A Ngcobo
P T Ngcobo
PG Ngidi

D T Ntombela
B D Phungula
D F Ryder
P Shozi
L N Sikhakhane
J Singh
R B Singh
P Sithole
B C Sokhela
M S Sokhela
R Soobiah
M A Tarr
L J Winterbach
D P Zondi
B M Zuma
F R Zungu
N J Zungu
B E Zuma

Index

Index	Page
Accounting Officer's Responsibilities and Approval	190
Statement of Financial Position	191
Statement of Financial Performance	192
Statement of Changes in Net Assets	193
Cash Flow Statement	195
Statement of Comparison of Budget and Actual Amounts	196
Appropriation Statement	200
Accounting Policies	205
Notes to the Consolidated Annual Financial Statements	222
Appendixes:	
Appendix A: Schedule of external loans	274
Appendix B: Analysis of property, plant and equipment	275
Appendix C: Segmental analysis of property, plant and equipment	278
Appendix D: Actual versus budget (acquisition of property, plant and equipment)	279
Appendix E: Details of unspent conditional grants and receipts	280
Appendix F: Schedule of contingent liabilities	283

Abbreviations

ASB	Accounting Standards Board
COID	Compensation for Occupational Injuries and Diseases
CPI	Consumer Price Index
CRR	Capital Replacement Reserve
DBSA	Development Bank of South Africa
DSB	Development Services Board
FNB	First National Bank
GRAP	Generally Recognised Accounting Practice
HDF	Housing Development Fund
IAS	International Accounting Standards
IPSAS	International Public Sector Accounting Standards
KZN	KwaZulu-Natal
ME's	Municipal Entities
MFMA	Municipal Finance Management Act
MIG	Municipal Infrastructure Grant
NATIS	National Traffic Information System
NCT	Natal Co-operative Timber Tree Farming (Pty) Ltd
NJMPF	Natal Joint Municipal Pension Fund
NPA	Natal Provincial Administration
PAYE	Pay As You Earn
RMB	Rand Merchant Bank
UIF	Unemployment Insurance Fund
VAT	Value Added Taxation

Accounting Officer's Responsibilities and Approval

Certification by the Municipal Manager

I am responsible for the preparation of these consolidated annual financial statements, which are set out on pages 187 to 299, in terms of Section 126(1) of the Municipal Finance Management Act (56 of 2003) and which I have signed on behalf of the Municipality.

I certify that the salaries, allowances and benefits of Councillors as disclose in note 41 of these annual financial statements are within the upper limits of the framework envisaged in Section 219 of the Constitution, read with the Remuneration of Public Officer Bearer Act and the Minister of Provincial and Local Governments determination in accordance with this Act.

30/09/2015

M A Nkosi **Date**
Municipal Manager

Statement of Financial Position as at 30 June 2015

		Economic entity		Controlling entity	
Figures in Rand	**Note(s)**	**2015**	**2014 Restated**	**2015**	**2014 Restated**
Assets					
Current Assets					
Inventories	3	46,737,301	742,564,735	46,737,301	742,564,735
Other financial assets	13	46,081	46,081	46,081	46,081
Trade receivables from non exchange transactions	4	379,168,340	396,213,539	379,165,840	396,211,039
VAT receivable	18	-	40,918	-	-
Trade and receivables from exchange transactions	5	716,948,616	667,396,506	716,948,616	667,396,506
Short term investment	6	7,934,708	6,901,834	7,934,708	6,901,834
Cash and cash equivalents	7	842,352,434	827,942,707	834,133,069	827,273,263
		1,993,187,480	**2,641,106,320**	**1,984,965,615**	**2,640,393,458**
Non-Current Assets					
Agricultural assets	8	44,831,368	46,520,046	44,831,368	46,520,046
Investment property	9	382,805,024	362,882,104	382,805,024	362,882,104
Property, plant and equipment	10	6,862,925,254	6,129,930,060	6,862,566,756	6,129,057,730
Intangible assets	11	17,211,599	2,267,184	17,211,599	2,267,184
Heritage assets	12	230,944,963	229,701,625	230,944,963	229,701,625
Other financial assets	13	10,482,314	9,587,680	10,482,314	9,587,680
		7,549,200,522	**6,780,888,699**	**7,548,842,024**	**6,780,016,369**
Total Assets		**9,542,388,002**	**9,421,995,019**	**9,533,807,639**	**9,420,409,827**
Liabilities					
Current Liabilities					
Other financial liabilities	14	52,012,449	42,690,655	52,012,449	42,690,655
Finance lease obligation	15	1,511,829	338,004	1,511,829	338,004
Payables from exchange transactions	16	599,579,617	452,998,242	599,547,762	452,998,242
VAT payable	17	40,430,375	49,453,190	39,492,243	49,453,190
Consumer deposits	19	89,478,656	85,109,070	89,478,656	85,109,070
Retirement benefit obligation	20	18,037,692	16,251,156	18,037,692	16,251,156
Unspent conditional grants	21	108,257,511	298,529,534	108,257,511	298,529,534
Provisions	22	7,033,633	6,876,719	7,033,633	6,876,719
		916,341,762	**952,246,570**	**915,371,775**	**952,246,570**
Non-Current Liabilities					
Other financial liabilities	14	541,301,371	496,828,777	541,301,371	496,828,777
Finance lease obligation	15	2,099,415	3,328,605	2,099,415	3,328,605
Retirement benefit obligation	20	591,899,445	543,597,210	591,899,445	543,597,210
Provisions	22	61,849,677	61,002,002	61,849,677	61,002,002
		1,197,149,908	**1,104,756,594**	**1,197,149,908**	**1,104,756,594**
Total Liabilities		**2,113,491,670**	**2,057,003,164**	**2,112,521,683**	**2,057,003,164**
Net Assets		**7,428,896,332**	**7,364,991,855**	**7,421,285,956**	**7,363,406,663**
Net Assets					
Share capital	27	100	100	-	-
Reserves					
Housing development fund	23	53,882,712	51,542,986	53,882,712	51,542,986
Revaluation reserve	24	52,129,145	52,129,145	52,129,145	52,129,145
Capital replacement reserve	25	151,935,999	-	151,935,999	-
Accumulated surplus	26	7,170,948,376	7,261,319,624	7,163,338,100	7,259,734,532
Total Net Assets		**7,428,896,332**	**7,364,991,855**	**7,421,285,956**	**7,363,406,663**

Statement of Financial Performance

		Economic entity		Controlling entity	
Figures in Rand	**Note(s)**	**2015**	**2014 Restated**	**2015**	**2014 Restated**
Revenue					
Revenue from exchange transactions					
Service charges	30	2,227,636,415	2,073,501,239	2,227,636,415	2,073,501,239
Rental received	31	23,477,153	21,571,598	23,477,153	21,571,598
Fees from agency services	32	577,908	669,269	577,908	669,269
Licences and permits	34	88,837	81,004	88,837	81,004
Donations received	35	-	713,034	-	-
Other revenue	33	89,221,892	78,818,771	89,221,366	78,786,246
Interest received - external investment	36	51,026,699	43,342,612	50,973,175	43,302,650
Interest received - trade and other receivables	36	69,528,678	53,055,390	69,528,678	53,055,390
Total revenue from exchange transactions		**2,461,557,582**	**2,271,752,917**	**2,461,503,532**	**2,270,967,396**
Revenue from non-exchange transactions					
Taxation revenue					
Property rates	37	686,396,237	602,953,620	686,396,237	602,953,620
Property rates - penalties imposed	37	30,207,179	22,673,588	30,207,179	22,673,588
Transfer revenue					
Government grants and subsidies	38	876,063,280	694,304,614	876,063,280	694,304,614
Fines	39	108,633,588	102,750,783	108,633,588	102,750,783
Total revenue from non-exchange transactions		**1,701,300,284**	**1,422,682,605**	**1,701,300,284**	**1,422,682,605**
Total revenue	**29**	**4,162,857,866**	**3,694,435,522**	**4,162,803,816**	**3,693,650,001**
Expenditure					
Employee related costs	40	(886,356,096)	(824,558,452)	(882,620,454)	(821,107,600)
Remuneration of councillors	41	(34,657,435)	(37,099,641)	(34,657,435)	(37,099,641)
Conditional grant expenditure	42	(135,304,171)	(87,412,313)	(135,304,171)	(87,412,313)
Depreciation and amortisation	43	(465,408,973)	(452,697,098)	(464,535,534)	(452,670,172)
Impairment of assets	44	(16,571,487)	(662,051)	(16,571,487)	(662,051)
Finance costs	45	(71,169,271)	(67,174,144)	(71,169,271)	(67,174,144)
Debt impairment	46	(222,109,923)	(112,679,217)	(222,109,923)	(112,679,217)
Collection costs	47	(5,972,677)	(15,372,628)	(5,972,677)	(15,372,628)
Repairs and maintenance	48	(193,369,205)	(139,250,191)	(193,317,455)	(139,059,871)
Bulk purchases	49	(1,586,802,287)	(1,453,402,187)	(1,586,802,287)	(1,453,402,187)
Contracted services	50	(29,698,420)	(21,066,262)	(29,698,420)	(21,066,262)
Grants and subsidies paid	51	(238,128)	(218,284)	(11,572,032)	(4,428,810)
General expenses	52	(479,720,747)	(387,695,315)	(479,018,812)	(386,788,334)
Total expenditure		**(4,127,378,820)**	**(3,599,287,783)**	**(4,133,349,958)**	**(3,598,923,230)**
Operating surplus		**35,479,046**	**95,147,739**	**29,453,858**	**94,726,771**
Gain or (loss) on disposal of assets	54	419,962	(395,853)	419,962	(395,853)
Gain or (loss) on donated assets	55	64,091	102,597	64,091	102,597
Fair value adjustment of investment properties	56	20,222,920	28,121,599	20,222,920	28,121,599
Fair value adjustment of agricultural assets	57	(1,769,662)	8,604,786	(1,769,662)	8,604,786
Gain or (loss) on immovable assets	58	55,240	(5,438,627)	55,240	(5,438,627)
Gain or (loss) on sale of movable assets	59	(455,457)	(6,456,578)	(455,457)	(6,456,578)
		18,537,094	**24,537,924**	**18,537,094**	**24,537,924**
Surplus for the year		**54,016,140**	**119,685,663**	**47,990,952**	**119,264,695**

Statement of Changes in Net Assets

Figures in Rand	Share capital	Housing development fund	Revaluation reserve	Capital replacement reserve	Total reserves	Accumulated surplus	Total net assets
Economic entity							
Restated balance at 01 July 2013	**100**	**49,902,967**	**-**	**-**	**49,902,967**	**7,119,424,158**	**7,169,327,225**
Effects of prior period error	-	-	-	-	-	63,424,872	63,424,872
Revaluation of heritage assets	-	-	52,129,145	-	52,129,145	-	52,129,145
Transfer to HDF	-	1,640,019	-	-	1,640,019	-	1,640,019
Net income (losses) recognised directly in net assets	-	1,640,019	52,129,145	-	53,769,164	63,424,872	117,194,036
Restated Surplus / Defict for the year	-	-	-	-	-	118,972,631	118,972,631
Total recognised income and expenses for the year	-	1,640,019	52,129,145	-	53,769,164	182,397,503	236,166,667
Surplus from HDF	-	-	-	-	-	193,006	193,006
Adjustments	-	-	-	-	-	(40,695,043)	(40,695,043)
Total changes	-	1,640,019	52,129,145	-	53,769,164	141,895,466	195,664,630
Restated balance at 01 July 2014	**100**	**51,542,986**	**52,129,145**	**-**	**103,672,131**	**7,261,319,624**	**7,364,991,855**
Adjustments	**-**	**-**	**-**	**-**	**-**	**(144,387,388)**	**(144,387,388)**
Transfer to HDF	-	2,339,726	-	-	2,339,726	-	2,339,726
Transfer to capital replacement reserve	-	-	-	151,935,999	151,935,999	-	151,935,999
Net income (losses) recognised directly in net assets	-	2,339,726	-	151,935,999	154,275,725	(144,387,388)	9,888,337
Surplus / Deficit for the year	-	-	-	-	-	54,016,140	54,016,140
Total recognised income and expenses for the year	-	2,339,726	-	151,935,999	154,275,725	(90,371,248)	63,904,477
Total changes	-	2,339,726	-	151,935,999	154,275,725	(90,371,248)	63,904,477
Balance at 30 June 2015	**100**	**53,882,712**	**52,129,145**	**151,935,999**	**257,947,856**	**7,170,948,376**	**7,428,896,332**
Note(s)	27	23	24	25		26	
Controlling entity							
Restated balance at 01 July 2013	**-**	**49,902,967**	**-**	**-**	**49,902,967**	**7,118,260,033**	**7,168,163,000**
Effects of prior period error	-	-	-	-	-	62,711,837	62,711,837
Revaluation of heritage assets	-	-	52,129,145	-	52,129,145	-	52,129,145
Transfer to HDF	-	1,640,019	-	-	1,640,019	-	1,640,019
Net income (losses) recognised directly in net assets	-	1,640,019	52,129,145	-	53,769,164	62,711,837	116,481,001
Restated surplus / deficit for the year	-	-	-	-	-	119,264,694	119,264,694
Total recognised income and expenses for the year	-	1,640,019	52,129,145	-	53,769,164	181,976,531	235,745,695
Surplus from HDF	-	-	-	-	-	193,006	193,006
Adjustments	-	-	-	-	-	(40,695,038)	(40,695,038)
Total changes	-	1,640,019	52,129,145	-	53,769,164	141,474,499	195,243,663

Restated balance at 01 July 2014	**-**	**51,542,986**	**52,129,145**	**-**	**103,672,131**	**7,259,734,532**	**7,363,406,663**
Changes in net assets							
Adjustments	-	-	-	-	-	(141,961,754)	(141,961,754)
Transfer to HDF	-	2,339,726	-	-	2,339,726	(2,425,630)	(85,904)
Transfer to capital replacement reserve	-	-	-	151,935,999	151,935,999	-	151,935,999
Net income (losses) recognised directly in net assets	-	2,339,726	-	151,935,999	154,275,725	(144,387,384)	9,888,341
Surplus for the year	-	-	-	-	-	47,990,952	47,990,952
Total recognised income and expenses for the year	-	2,339,726	-	151,935,999	154,275,725	(96,396,432)	57,879,293
Total changes	-	2,339,726	-	151,935,999	154,275,725	(96,396,432)	57,879,293
Balance at 30 June 2015	**-**	**53,882,712**	**52,129,145**	**151,935,999**	**257,947,856**	**7,163,338,100**	**7,421,285,956**
Note(s)	27	23	24	25		26	

Cash Flow Statement

		Economic entity		Controlling entity	
Figures in Rand	**Note(s)**	**2015**	**2014 Restated**	**2015**	**2014 Restated**
Cash flows from operating activities					
Receipts					
Sale of goods and services		2,952,038,289	2,826,745,631	2,944,128,761	2,827,034,517
Government grants and subsidies		876,063,280	694,304,614	876,063,280	694,304,614
Interest income		120,501,853	96,358,040	120,501,853	96,358,040
		3,948,603,422	**3,617,408,285**	**3,940,693,894**	**3,617,697,171**
Payments					
Employee costs		(882,620,454)	(741,537,217)	(882,620,455)	(741,537,217)
Suppliers		(1,806,143,018)	(2,144,398,887)	(1,806,143,018)	(2,144,398,887)
Finance costs		(71,169,271)	(67,187,110)	(71,169,271)	(67,174,144)
		(2,759,932,743)	**(2,953,123,214)**	**(2,759,932,744)**	**(2,953,110,248)**
Net cash flows from operating activities	**60**	**1,188,670,679**	**664,285,071**	**1,180,761,150**	**664,586,923**
Cash flows from investing activities					
Purchase of property, plant and equipment	10	(166,217,540)	(185,810,766)	(165,857,933)	(185,676,850)
Proceeds from sale of property, plant and equipment	10	420,619	9,191,019	420,619	9,191,019
Movement in other financial assets	13	(894,634)	(816,273)	(894,634)	(816,273)
Non cash movement in fixed assets		(683,828,669)	(150,256,809)	(683,828,669)	(150,256,809)
Short term investment	6	(1,032,874)	(1,000,813)	(1,032,874)	(1,000,813)
Capital work in progress	10 -12	(379,324,144)	(166,627,708)	(379,324,144)	(166,627,708)
Purchase of intangible assets	11	(1,111,073)	-	(1,111,073)	-
Purchases of heritage assets	12	(381,246)	(103,444)	(381,246)	(103,444)
Purchase of agricultural assets	8	-	(8,604,786)	-	(8,604,786)
Purchase of investment properties	9	-	(12,203,000)	-	(12,203,000)
Net cash flows from investing activities		**(1,232,369,561)**	**(516,232,580)**	**(1,232,009,954)**	**(516,098,664)**
Cash flows from financing activities					
Repayment of borrowings	14&15	53,739,023	(44,803,126)	53,739,023	(44,803,126)
Movement in consumer deposits	19	4,369,586	5,519,841	4,369,586	5,519,841
Net cash flows from financing activities		**58,108,609**	**(39,283,285)**	**58,108,609**	**(39,283,285)**
Net increase/(decrease) in cash and cash equivalents		**14,409,727**	**108,769,206**	**6,859,806**	**109,204,971**
Cash and cash equivalents at the beginning of the year		827,942,707	719,173,501	827,273,263	718,068,292
Cash and cash equivalents at the end of the year	**7**	**842,352,434**	**827,942,707**	**834,133,069**	**827,273,263**

Statement of Comparison of Budget and Actual Amounts

Budget on Accrual Basis

Figures in Rand	Approved budget	Adjustments	Final Budget	Actual amounts on comparable basis	Difference between final budget and actual	Reference
Economic entity						
Statement of Financial Performance						
Revenue						
Revenue from exchange transactions						
Service charges	2,234,124,996	-	**2,234,124,996**	2,227,636,415	**(6,488,581)**	For all variances explain-ations refer to note 28
Rental received	35,023,573	2,176,111	**37,199,684**	23,477,153	**(13,722,531)**	
Fees from agency services	598,651	-	**598,651**	577,908	**(20,743)**	
Licences and permits	82,559	-	**82,559**	88,837	**6,278**	
Other revenue	72,157,238	(1,784,395)	**70,372,843**	89,221,892	**18,849,049**	
Interest received - trade and other receivables	60,057,138	-	**60,057,138**	69,528,678	**9,471,540**	
Interest received -external investments	32,247,000	-	**32,247,000**	51,026,699	**18,779,699**	
Total revenue from exchange transactions	**2,434,291,155**	**391,716**	**2,434,682,871**	**2,461,557,582**	**26,874,711**	
Revenue from non-exchange transactions						
Taxation revenue						
Property rates	659,052,000	-	**659,052,000**	686,396,237	**27,344,237**	
Property rates - penalties imposed	39,231,000	-	**39,231,000**	30,207,179	**(9,023,821)**	
Transfer revenue						
Government grants & subsidies	709,196,000	291,249,845	**1,000,445,845**	876,063,280	**(124,382,565)**	
Fines	14,669,754	7,466,311	**22,136,065**	108,633,588	**86,497,523**	
Total revenue from non-exchange transactions	**1,422,148,754**	**298,716,156**	**1,720,864,910**	**1,701,300,284**	**(19,564,626)**	
Total revenue	**3,856,439,909**	**299,107,872**	**4,155,547,781**	**4,162,857,866**	**7,310,085**	

Budget on Accrual Basis

Figures in Rand	Approved budget	Adjustments	Final Budget	Actual amounts on comparable basis	Difference between final budget and actual	Reference
Expenditure						
Employee related costs	(855,886,219)	3,789,209	**(852,097,010)**	(886,356,096)	**(34,259,086)**	
Remuneration of councillors	(39,272,240)	1,049	**(39,271,191)**	(34,657,435)	**4,613,756**	
Conditional grant expenditure	(37,831,000)	(122,986,510)	**(160,817,510)**	(135,304,171)	**25,513,339**	
Depreciation and amortisation	(302,848,333)	-	**(302,848,333)**	(465,408,973)	**(162,560,640)**	
Impairment of assets	-	-	**-**	(16,571,487)	**(16,571,487)**	
Finance costs	(60,738,111)	(197,971)	**(60,936,082)**	(71,169,271)	**(10,233,189)**	
Debt impairment	(144,577,000)	-	**(144,577,000)**	(222,109,923)	**(77,532,923)**	
Collection costs	(3,563,440)	(3,870,330)	**(7,433,770)**	(5,972,677)	**1,461,093**	
Repairs and maintenance	(271,420,891)	69,351,343	**(202,069,548)**	(193,369,205)	**8,700,343**	
Bulk purchases	(1,479,521,996)	(105,461,772)	**(1,584,983,768)**	(1,586,802,287)	**(1,818,519)**	
Contracted Services	(20,195,408)	(9,755,067)	**(29,950,475)**	(29,698,420)	**252,055**	
Grant and subsidies paid	(5,407,550)	100,000	**(5,307,550)**	(238,128)	**5,069,422**	
General expenses	(571,575,547)	(196,608,905)	**(768,184,452)**	(479,720,747)	**288,463,705**	
Total expenditure	**(3,792,837,735)**	**(365,638,954)**	**(4,158,476,689)**	**(4,127,378,820)**	**31,097,869**	
Operating surplus	**63,602,174**	**(66,531,082)**	**(2,928,908)**	**35,479,046**	**38,407,954**	
Gain or (loss) on disposal of assets	6,420,231	-	**6,420,231**	419,962	**(6,000,269)**	
Gain or (loss) on donated assets	298,030	-	**298,030**	64,091	**(233,939)**	
Fair value adjustment of agricultural assets	-	-	**-**	(1,769,662)	**(1,769,662)**	
Fair value adjustment investment properties	-	-	**-**	20,222,920	**20,222,920**	
Gain or (loss) on immovable assets	-	-	**-**	55,240	**55,240**	
Gain or (loss) on movable assets	-	-	**-**	(455,457)	**(455,457)**	
	6,718,261	-	**6,718,261**	18,537,094	**11,818,833**	
Surplus before taxation	**70,320,435**	**(66,531,082)**	**3,789,353**	**54,016,140**	**50,226,787**	
Actual Amount on Comparable Basis as Presented in the Budget and Actual Comparative Statement	**70,320,435**	**(66,531,082)**	**3,789,353**	**54,016,140**	**50,226,787**	

Budget on Accrual Basis

Figures in Rand	Approved budget	Adjustments	Final Budget	Actual amounts on comparable basis	Difference between final budget and actual	Reference
Statement of Financial Position						
Assets						
Current Assets						
Inventories	762,595,450	-	**762,595,450**	46,737,301	**(715,858,149)**	
Other financial assets	42,690,655	-	**42,690,655**	46,081	**(42,644,574)**	
Trade receivables from non exchange transactions	156,279,478	-	**156,279,478**	379,168,340	**222,888,862**	
Trade and other receivables from exchange transactions	767,953,860	-	**767,953,860**	716,948,616	**(51,005,244)**	
Short term investment	-	-	**-**	7,934,708	**7,934,708**	
Cash and cash equivalents	876,328,514	153,776,761	**1,030,105,275**	842,352,434	**(187,752,841)**	
	2,605,847,957	**153,776,761**	**2,759,624,718**	**1,993,187,480**	**(766,437,238)**	
Non-Current Assets						
Agricultural assets	648,000	-	**648,000**	44,831,368	**44,183,368**	
Investment property	320,520,000	-	**320,520,000**	382,805,024	**62,285,024**	
Property, plant and equipment	7,283,929,997	(533,459,765)	**6,750,470,232**	6,862,925,254	**112,455,022**	
Intangible assets	3,959,000	-	**3,959,000**	17,211,599	**13,252,599**	
Heritage assets	-	-	**-**	230,944,963	**230,944,963**	
Investments	46,000	-	**46,000**	-	**(46,000)**	
Other financial assets	17,630,528	-	**17,630,528**	10,482,314	**(7,148,214)**	
	7,626,733,525	**(533,459,765)**	**7,093,273,760**	**7,549,200,522**	**455,926,762**	
Total Assets	**10,232,581,482**	**(379,683,004)**	**9,852,898,478**	**9,542,388,002**	**(310,510,476)**	
Liabilities						
Current Liabilities						
Other financial liabilities	42,690,655	-	**42,690,655**	52,012,449	**9,321,794**	
Finance lease obligation	-	-	**-**	1,511,829	**1,511,829**	
Payables from exchange transactions	948,479,210	342,386,344	**1,290,865,554**	599,579,617	**(691,285,937)**	
VAT payable	-	-	**-**	40,430,375	**40,430,375**	
Consumer deposits	87,547,900	-	**87,547,900**	89,478,656	**1,930,756**	
Retirement benefit obligation	-	-	**-**	18,037,692	**18,037,692**	
Unspent conditional grants	-	-	**-**	108,257,511	**108,257,511**	
Provisions	3,714,231	-	**3,714,231**	7,033,633	**3,319,402**	
	1,082,431,996	**342,386,344**	**1,424,818,340**	**916,341,762**	**(508,476,578)**	
Non-Current Liabilities						
Other financial liabilities	100,000,000	-	**100,000,000**	541,301,371	**441,301,371**	
Finance lease obligation	-	-	**-**	2,099,415	**2,099,415**	
Retirement benefit obligation	-	-	**-**	591,899,445	**591,899,445**	
Provisions	768,989,820	-	**768,989,820**	61,849,677	**(707,140,143)**	
	868,989,820	**-**	**868,989,820**	**1,197,149,908**	**328,160,088**	
Total Liabilities	**1,951,421,816**	**342,386,344**	**2,293,808,160**	**2,113,491,670**	**(180,316,490)**	
Net Assets	**8,281,159,666**	**(722,069,348)**	**7,559,090,318**	**7,428,896,332**	**(130,193,986)**	

Budget on Accrual Basis

Figures in Rand	Approved budget	Adjustments	Final Budget	Actual amounts on comparable basis	Difference between final budget and actual	Reference
Net Assets						
Net Assets Attributable to Owners of Controlling Entity						
Share capital	-	-	-	100	**100**	
Reserves						
Housing development fund	-	-	-	53,882,712	**53,882,712**	
Revaluation reserve	43,220,000	-	**43,220,000**	52,129,145	**8,909,145**	
Capital replacement reserve	-	-	-	151,935,999	**151,935,999**	
Accumulated surplus	8,237,939,666	(722,069,348)	**7,515,870,318**	7,170,948,376	**(344,921,942)**	
Total Net Assets	**8,281,159,666**	**(722,069,348)**	**7,559,090,318**	**7,428,896,332**	**(130,193,986)**	
Cash Flow Statement						
Cash flows from operating activities						
Receipts						
Sale of goods and services	3,015,567,000	78,543,516	**3,094,110,516**	2,952,038,289	**(142,072,227)**	
Government grants and subsidies	709,196,000	(63,991,000)	**645,205,000**	876,063,280	**230,858,280**	
Interest revenue	32,247,000	(7,739,280)	**24,507,720**	120,501,853	**95,994,133**	
	3,757,010,000	**6,813,236**	**3,763,823,236**	**3,948,603,422**	**184,780,186**	
Payments						
Employee costs	(855,887,122)	-	**(855,887,122)**	(882,620,454)	**(26,733,332)**	
Suppliers	(2,258,105,878)	119,786,856	**(2,138,319,022)**	(1,806,143,018)	**332,176,004**	
Finance costs	(60,738,178)	-	**(60,738,178)**	(71,169,271)	**(10,431,093)**	
Transfers and grants	(5,408,000)	-	**(5,408,000)**	-	**5,408,000**	
	(3,180,139,178)	**119,786,856**	**(3,060,352,322)**	**(2,759,932,743)**	**300,419,579**	
Net cash flows from operating activities	**576,870,822**	**126,600,092**	**703,470,914**	**1,188,670,679**	**485,199,765**	
Cash flows from investing activities						
Purchase of property, plant and equipment	(364,442,000)	(272,101,404)	**(636,543,404)**	(166,217,540)	**470,325,864**	
Proceeds from sale of property, plant and equipment	-	-	-	420,619	**420,619**	
Movement in other financial assets	-	-	-	(894,634)	**(894,634)**	
Non cash movement in fixed assets	-	-	-	(683,828,669)	**(683,828,669)**	
Short term investment	-	-	-	(1,032,874)	**(1,032,874)**	
Capital work in progress	-	-	-	(379,324,144)	**(379,324,144)**	
Proceeds from sale of other intangible assets	-	-	-	(1,111,073)	**(1,111,073)**	
Purchases of heritage assets	-	-	-	(381,246)	**(381,246)**	
Net cash flows from investing activities	**(364,442,000)**	**(272,101,404)**	**(636,543,404)**	**(1,232,369,561)**	**(595,826,157)**	
Cash flows from financing activities						
Movement in consumer deposits	-	-	-	4,369,586	**4,369,586**	
Repayment of borrowings	57,309,000	-	**57,309,000**	53,739,023	**(3,569,977)**	
Net cash flows from financing activities	**57,309,000**	**-**	**57,309,000**	**58,108,609**	**799,609**	
Net increase/(decrease) in cash and cash equivalents	**269,737,822**	**(145,501,312)**	**124,236,510**	**14,409,727**	**(109,826,783)**	
Cash and cash equivalents at the beginning of the year	**898,552,000**	**-**	**898,552,000**	**827,942,707**	**(70,609,293)**	
Cash and cash equivalents at the end of the year	**1,168,289,822**	**(145,501,312)**	**1,022,788,510**	**842,352,434**	**(180,436,076)**	

Appropriation Statement

Figures in Rand	Original budget	Budget adjustments (i.t.o. s28 and s31 of the MFMA)	Final adjustments budget	Shifting of funds (i.t.o. s31 of the MFMA)	Virement (i.t.o. council approved policy)	Final budget	Actual outcome	Unauthorised expenditure	Variance	Actual outcome as % of final budget	Actual outcome as % of original budget
Economic entity - 2015											
Financial Performance											
Property rates	659,052,000	-	659,052,000	-		659,052,000	716,603,416		57,551,416	109%	109%
Service charges	2,234,124,996	-	2,234,124,996	-		2,234,124,996	2,227,636,415		(6,488,581)	100%	100%
Investment revenue	32,247,000	-	32,247,000	-		32,247,000	120,501,853		88,254,853	374%	374%
Transfers recognised - operational	415,372,000	-	415,372,000	-		415,372,000	519,604,470		104,232,470	125%	125%
Other own revenue	229,778,970	(2,005,273)	227,773,697	-		227,773,697	222,052,902		(5,720,795)	97%	97%
Total revenue (excluding capital transfers and contributions)	**3,570,574,966**	**(2,005,273)**	**3,568,569,693**	**-**		**3,568,569,693**	**3,806,399,056**		**237,829,363**	**107%**	**107%**
Employee costs	(855,886,219)	-	(855,886,219)	-	-	(855,886,219)	(886,356,096)	-	(30,469,877)	104%	104%
Remuneration of councillors	(39,272,240)	-	(39,272,240)	-	-	(39,272,240)	(34,657,435)	-	4,614,805	88%	88%
Debt impairment	(144,577,000)	-	(144,577,000)			(144,577,000)	(222,109,923)	-	(77,532,923)	154%	154%
Depreciation and asset impairment	(259,469,311)	-	(259,469,311)			(259,469,311)	(465,408,973)	-	(205,939,662)	179%	179%
Finance charges	(60,738,111)	-	(60,738,111)	-	-	(60,738,111)	(71,169,271)	-	(10,431,160)	117%	117%
Materials and bulk purchases	(1,479,521,996)	(65,650,615)	(1,545,172,611)	-	-	(1,545,172,611)	(1,586,802,287)	-	(41,629,676)	103%	107%
Transfers and grants	(5,407,550)	100,000	(5,307,550)	-	-	(5,307,550)	(142,342,299)	-	(137,034,749)	2,682%	2,632%
Other expenditure	(949,206,104)	737,796	(948,468,308)	-	-	(948,468,308)	(699,995,442)	-	248,472,866	74%	74%
Total expenditure	**(3,794,078,531)**	**(64,812,819)**	**(3,858,891,350)**	**-**	**-**	**(3,858,891,350)**	**(4,108,841,726)**	**-**	**(249,950,376)**	**106%**	**108%**
Surplus/(Deficit)	**(223,503,565)**	**(66,818,092)**	**(290,321,657)**	**-**		**(290,321,657)**	**(302,442,670)**		**(12,121,013)**	**104%**	**104%**
Transfers recognised - capital	293,824,000	-	293,824,000	-		293,824,000	356,458,810		62,634,810	121%	121%
Surplus (Deficit) after capital transfers and contributions	**70,320,435**	**(66,818,092)**	**3,502,343**	**-**		**3,502,343**	**54,016,140**		**50,513,797**	**1,542%**	**77%**
Surplus/(Deficit) for the year	**70,320,435**	**(66,818,092)**	**3,502,343**	**-**		**3,502,343**	**54,016,140**		**50,513,797**	**1,542%**	**77%**
Capital expenditure and funds sources											
Total capital expenditure	597,754,000	107,222,000	704,976,000	-		704,976,000	528,636,000		(176,340,000)	75%	88%
Sources of capital funds											
Transfers recognised - capital	293,824,000	20,650,000	314,474,000	-		314,474,000	358,449,000		43,975,000	114%	122%
Borrowing	100,000,000	-	100,000,000	-		100,000,000	16,732,197		(83,267,803)	17%	17%
Internally generated funds	203,930,000	86,572,000	290,502,000	-		290,502,000	153,655,000		(136,847,000)	53%	75%
Total sources of capital funds	**597,754,000**	**107,222,000**	**704,976,000**	**-**		**704,976,000**	**528,836,197**		**(176,139,803)**	**75%**	**88%**
Cash flows											
Net cash from (used) operating	576,871,000	126,600,000	703,471,000	-		703,471,000	1,188,670,679		485,199,679	169%	206%
Net cash from (used) investing	(364,442,000)	(272,101,000)	(636,543,000)	-		(636,543,000)	(1,232,369,561)		(595,826,561)	194%	338%
Net cash from (used) financing	57,309,000	-	57,309,000	-		57,309,000	58,108,609		799,609	101%	101%
Net increase/(decrease) in cash and cash equivalents	**269,738,000**	**(145,501,000)**	**124,237,000**	**-**		**124,237,000**	**14,409,727**		**(109,827,273)**	**12%**	**5%**
Cash and cash equivalents at the beginning of the year	1,168,290,000	(145,501,000)	1,022,789,000	-		1,022,789,000	827,942,707		(194,846,293)	81%	71%
Cash and cash equivalents at year end	**1,438,028,000**	**(291,002,000)**	**1,147,026,000**	**-**		**1,147,026,000**	**842,352,434**		**(304,673,566)**	**73%**	**59%**

Figures in Rand	Reported unauthorised expenditure	Expenditure authorised in terms of section 32 of MFMA	Balance to be recovered	Restated audited outcome
Economic entity - 2014				
Financial Performance				
Property rates				625,627,208
Service charges				2,073,501,239
Investment revenue				96,398,002
Transfers recognised - operational				448,121,965
Other own revenue				241,330,843
Total revenue (excluding capital transfers and contributions)				**3,484,979,257**
Employee costs	-	-	-	(824,558,452)
Remuneration of councillors	-	-	-	(37,099,641)
Debt impairment	-	-	-	(112,679,217)
Depreciation and asset impairment	-	-	-	(453,359,149)
Finance charges	-	-	-	(67,174,144)
Materials and bulk purchases	-	-	-	(1,453,402,187)
Transfers and grants	-	-	-	(87,630,597)
Other expenditure	-	-	-	(575,572,857)
Total expenditure	**-**	**-**	**-**	**(3,611,476,244)**
Surplus/(Deficit)				**(126,496,987)**
Transfers recognised - capital				246,182,649
Surplus (Deficit) after capital transfers and contributions				**119,685,662**
Surplus/(Deficit) for the year				**119,685,662**
Capital expenditure and funds sources				
Total capital expenditure				363,906,000
Sources of capital funds				
Transfers recognised - capital				246,183,000
Internally generated funds				117,723,000
Total sources of capital funds				**363,906,000**
Cash flows				
Net cash from (used) operating				664,285,071
Net cash from (used) investing				(516,232,580)
Net cash from (used) financing				(39,283,285)
Net increase/(decrease) in cash and cash equivalents				**108,769,206**
Cash and cash equivalents at the beginning of the year				719,173,501
Cash and cash equivalents at year end				**827,942,707**

Figures in Rand	Original budget	Budget adjustments (i.t.o. s28 and s31 of the MFMA)	Final adjustments budget	Shifting of funds (i.t.o. s31 of the MFMA)	Virement (i.t.o. council approved policy)	Final budget	Actual outcome	Unauthorised expenditure	Variance	Actual outcome as % of final budget	Actual outcome as % of original budget
Controlling entity - 2015											
Financial Performance											
Property rates	659,052,000	-	659,052,000	-		659,052,000	716,603,416		57,551,416	109%	109%
Service charges	2,234,124,996	-	2,234,124,996	-		2,234,124,996	2,227,636,415		(6,488,581)	100%	100%
Investment revenue	32,247,000	-	32,247,000	-		32,247,000	120,501,853		88,254,853	374%	374%
Transfers recognised - operational	415,372,000	-	415,372,000	-		415,372,000	519,604,470		104,232,470	125%	125%
Other own revenue	229,778,970	(2,005,273)	227,773,697	-		227,773,697	221,998,852		(5,774,845)	97%	97%
Total revenue (excluding capital transfers and contributions)	**3,570,574,966**	**(2,005,273)**	**3,568,569,693**	**-**		**3,568,569,693**	**3,806,345,006**		**237,775,313**	**107%**	**107%**
Employee costs	(855,886,219)	-	(855,886,219)	-	-	(855,886,219)	(882,620,454)	-	(26,734,235)	103%	103%
Remuneration of councillors	(39,272,240)	-	(39,272,240)	-	-	(39,272,240)	(34,657,435)	-	4,614,805	88%	88%
Debt impairment	(144,577,000)	-	(144,577,000)			(144,577,000)	(222,109,923)	-	(77,532,923)	154%	154%
Depreciation and asset impairment	(259,469,311)	-	(259,469,311)			(259,469,311)	(481,107,021)	-	(221,637,710)	185%	185%
Finance charges	(60,738,111)	-	(60,738,111)	-	-	(60,738,111)	(71,169,271)	-	(10,431,160)	117%	117%
Materials and bulk purchases	(1,479,521,996)	(65,650,615)	(1,545,172,611)	-	-	(1,545,172,611)	(1,586,802,287)	-	(41,629,676)	103%	107%
Transfers and grants	(5,407,550)	100,000	(5,307,550)	-	-	(5,307,550)	(11,572,032)	-	(6,264,482)	218%	214%
Other expenditure	(949,206,104)	737,796	(948,468,308)	-	-	(948,468,308)	(824,774,441)	-	123,693,867	87%	87%
Total expenditure	**(3,794,078,531)**	**(64,812,819)**	**(3,858,891,350)**	**-**	**-**	**(3,858,891,350)**	**(4,114,812,864)**	**-**	**(255,921,514)**	**107%**	**108%**
Surplus/(Deficit)	**(223,503,565)**	**(66,818,092)**	**(290,321,657)**	**-**		**(290,321,657)**	**(308,467,858)**		**(18,146,201)**	**106%**	**138%**
Transfers recognised - capital	293,824,000	-	293,824,000	-		293,824,000	356,458,810		62,634,810	121%	121%
Surplus (Deficit) after capital transfers and contributions	**70,320,435**	**(66,818,092)**	**3,502,343**	**-**		**3,502,343**	**47,990,952**		**44,488,609**	**1,370%**	**68%**
Surplus/(Deficit) for the year	**70,320,435**	**(66,818,092)**	**3,502,343**	**-**		**3,502,343**	**47,990,952**		**44,488,609**	**1,370%**	**68%**

Figures in Rand	Original budget	Budget adjustments (i.t.o. s28 and s31 of the MFMA)	Final adjustments budget	Shifting of funds (i.t.o. s31 of the MFMA)	Virement (i.t.o. council approved policy)	Final budget	Actual outcome	Unauthorised expenditure	Variance	Actual outcome as % of final budget	Actual outcome as % of original budget
Capital expenditure and funds sources											
Total capital expenditure	597,754,000	107,222,000	704,976,000	-		704,976,000	528,636,000		(176,340,000)	75%	88%
Sources of capital funds											
Transfers recognised - capital	293,824,000	20,650,000	314,474,000	-		314,474,000	358,449,000		43,975,000	114%	122%
Borrowing	100,000,000	-	100,000,000	-		100,000,000	16,732,197		(83,267,803)	17%	17%
Internally generated funds	203,930,000	86,572,000	290,502,000	-		290,502,000	153,655,000		(136,847,000)	53%	75%
Total sources of capital funds	**597,754,000**	**107,222,000**	**704,976,000**	**-**		**704,976,000**	**528,836,197**		**(176,139,803)**	**75%**	**88%**
Cash flows											
Net cash from (used) operating	576,871,000	126,600,000	703,471,000	-		703,471,000	1,180,761,151		477,290,151	168%	205%
Net cash from (used) investing	(364,442,000)	(272,101,000)	(636,543,000)	-		(636,543,000)	(1,232,009,954)		(595,466,954)	194%	338%
Net cash from (used) financing	57,309,000	-	57,309,000	-		57,309,000	58,108,609		799,609	101%	101%
Net increase/(decrease) in cash and cash equivalents	**269,738,000**	**(145,501,000)**	**124,237,000**	**-**		**124,237,000**	**6,859,806**		**(117,377,194)**	**6%**	**3%**
Cash and cash equivalents at the beginning of the year	1,168,290,000	(145,501,000)	1,022,789,000	-		1,022,789,000	827,273,263		(195,515,737)	81%	71%
Cash and cash equivalents at year end	**1,438,028,000**	**(291,002,000)**	**1,147,026,000**	**-**		**1,147,026,000**	**834,133,069**		**312,892,931**	**73%**	**58%**

Figures in Rand	Reported unauthorised expenditure	Expenditure authorised in terms of section 32 of MFMA	Balance to be recovered	Restated audited outcome
Controlling entity - 2014				
Financial Performance				
Property rates				625,627,208
Service charges				2,073,501,239
Investment revenue				96,358,040
Transfers recognised - operational				448,121,965
Other own revenue				228,396,824
Total revenue (excluding capital transfers and contributions)				**3,472,005,276**
Employee costs	-	-	-	(821,107,600)
Remuneration of councillors	-	-	-	(37,099,641)
Debt impairment	-	-	-	(112,679,217)
Depreciation and asset impairment	-	-	-	(453,332,222)
Finance charges	-	-	-	(67,174,144)
Materials and bulk purchases	-	-	-	(1,453,402,187)
Transfers and grants	-	-	-	(4,428,810)
Other expenditure	-	-	-	(649,699,409)
Total expenditure	**-**	**-**	**-**	**(3,598,923,230)**
Surplus/(Deficit)				**(126,917,954)**
Transfers recognised - capital				246,182,649
Surplus (Deficit) after capital transfers and contributions				**119,264,695**
Surplus/(Deficit) for the year				**119,264,695**
Capital expenditure and funds sources				
Total capital expenditure				363,906,000
Sources of capital funds				
Transfers recognised - capital				246,183,000
Internally generated funds				117,723,000
Total sources of capital funds				363,906,000
Cash flows				
Net cash from (used) operating				664,586,920
Net cash from (used) investing				(516,098,664)
Net cash from (used) financing				(39,283,285)
Net increase/(decrease) in cash and cash equivalents				**109,204,971**
Cash and cash equivalents at the beginning of the year				718,068,292
Cash and cash equivalents at year end				**827,273,263**

Accounting Policies

1. Presentation of Consolidated Annual Financial Statements

The consolidated annual financial statements have been prepared in accordance with the Standards of Generally Recognised Accounting Practice (GRAP), including any interpretations, guidelines and directives issued by the Accounting Standards Board in accordance with Section 122(3) of the Municipal Finance Management Act (Act 56 of 2003). The reporting framework is as prescribed by the Accounting Standards Board in Directive 5.

These consolidated annual financial statements have been prepared on an accrual basis of accounting and are in accordance with historical cost convention as the basis of measurement, unless specified otherwise.

The accounting policies applied are consistent with those used to present the previous year's financial statements, unless explicitly stated.

1.1 Presentation currency

These consolidated annual financial statements are presented in South African Rand, which is the functional currency of the economic entity.

1.2 Going concern assumption

These consolidated annual financial statements have been prepared based on the expectation that the municipality will continue to operate as a going concern for at least the next 12 months.

1.3 Consolidation

Basis of consolidation

The consolidated annual financial statement the year ended 30 June 2015 incorporate the annual financial statements of the municipality and the municipal entities.

The consolidated annual financial statements of the municipality and its municipal entities are used in the preparation of the consolidated annual financial statements and are prepared as the same reporting date.

The results of municipal entity, are included in the consolidated annual financial statements from the effective date of acquisition. Where neccessary adjustments are made to the consolidated annual financial statements of the municipal group to bring their accounting policies used in line with those of the municipality.

All intra-entity transactions, balances, revenues and expenses are eliminated in full on consolidation.

Minority interests in the net assets of the economic entity are identified and recognised separately from the controlling entity's interest therein, and are recognised within net assets. Losses applicable to the minority in a consolidated controlled entity may exceed the minority interest in the controlled entity's net assets. The excess, and any further losses applicable to the minority, are allocated against the majority interest except to the extent that the minority has a binding obligation to, and is able to, make an additional investment to cover the losses. If the controlled entity subsequently reports surpluses, such surpluses are allocated to the majority interest until the minority's share of losses previously absorbed by the majority has been recovered.

Minority interests in the surplus or deficit of the economic entity is separately disclosed.

1.4 Significant judgements and sources of estimation uncertainty

In preparing the consolidated annual financial statements, management is required to make estimates and assumptions that affect the amounts represented in the consolidated annual financial statements and related disclosures. Use of available information and the application of judgement is inherent in the formation of estimates. Actual results in the future could differ from these estimates which may be material to the consolidated annual financial statements. Significant judgements include:

Fair value estimation of useful lives of property,plant and equipment, investment property and intangible assets

The fair value of financial instruments traded in active markets (such as trading and available-for-sale securities) is based on quoted market prices at the statement of financial position date. The quoted market price used for financial assets held by the economic entity is the current bid price.

The fair value of financial instruments that are not traded in an active market (for example, over-the counter derivatives) is determined by using valuation techniques. The economic entity uses a variety of methods and makes assumptions that are based on market conditions existing at each statement of financial position date. Quoted market prices or dealer quotes for similar instruments are used for long-term debt. Other techniques, such as estimated discounted cash flows, are used to determine fair value for the remaining financial instruments. The fair value of interest rate swaps is calculated as the present value of the estimated future cash flows. The fair value of forward foreign exchange contracts is determined using quoted forward exchange rates at the statement of financial position date.

The carrying value less impairment provision of trade receivables and payables are assumed to approximate their fair values. The fair value of financial liabilities for disclosure purposes is estimated by discounting the future contractual cash flows at the current market interest rate that is available to the economic entity for similar financial instruments.

Impairment testing

The recoverable amounts of cash-generating units and individual assets have been determined based on the higher of value-in-use calculations and fair values. These calculations require the use of estimates and assumptions.

The reporting date reviews and tests the carrying value of assets when events or changes in circumstances suggest that the carrying amount may not be recoverable. In addition, goodwill is tested on an annual basis for impairment. Assets are grouped at the lowest level for which identifiable cash flows are largely independent of cash flows of other assets and liabilities. If there are indications that impairment may have occurred, estimates are prepared of expected future cash flows for each group of assets. Expected future cash flows used to determine the value in use of goodwill and tangible assets are inherently uncertain and could materially change over time. They are significantly affected by a number of factors including, together with economic factors.

Provisions

Provisions were raised and management determined an estimate based on the information available. Additional disclosure of these estimates of provisions are included in note 22 - Provisions.

Useful lives of property plant and equipment

The municipality's management determines the estimated useful lives and related depreciation charges for the waste water and water networks. This estimate is based on industry norm. Management will increase the depreciation charge where useful lives are less than previously estimated useful lives.

Post retirement benefits

The present value of the post retirement obligation depends on a number of factors that are determined on an actuarial basis using a number of assumptions. The assumptions used in determining the net cost (income) include the discount rate. Any changes in these assumptions will impact on the carrying amount of post retirement obligations.

Other key assumptions for pension obligations are based on current market conditions. Additional information is disclosed in Note 20.

Effective interest rate

The economic entity used the prime interest rate to discount future cash flows.

Allowance for doubtful debts

On trade and other receivables an impairment loss is recognised in surplus and deficit when there is objective evidence that it is impaired. The impairment is measured as the difference between the debtors carrying amount and the present value of estimated future cash flows discounted at the effective interest rate, computed at initial recognition.

Budget information

Deviation between budget and actual amounts exceeding 10 percent are obtained monthly for the preparation of the section 71 reporting and used during the audit process.

1.5 Agricultural assets

The entity recognises a agricultural assets or agricultural produce when, and only when:

- the entity controls the asset as a result of past events;
- it is probable that future economic benefits or service potential associated with the asset will flow to the economic entity; and
- the fair value or cost of the asset can be measured reliably.

Biological assets are assets that undergo a biological transformation through an agriculture activity.

Agricultural assets that form part of an agricultural activity are measured at their fair value less costs to sell.

The fair value of the tree plantations is based on the combined fair value of the land and the vines / pine trees. The fair value of the raw land and land improvements is then deducted from the combined fair value to determine the fair value of the vines / pine trees.

A gain or loss arising on initial recognition of agricultural produce at fair value less costs to sell and from a change in fair value less costs to sell of agriculture produce is included in surplus or deficit for the period in which it arises.

Where market determined prices or values are not available, the present value of the expected net cash inflows from the asset, discounted at a current market-determined pre-tax rate where applicable is used to determine fair value.

1.6 Property, plant and equipment

Property, plant and equipment are tangible non-current assets (including infrastructure assets) that are held for use in the production or supply of goods or services, rental to others, or for administrative purposes, and are expected to be used during more than one period.

The cost of an item of property, plant and equipment is recognised as an asset when:

- it is probable that future economic benefits or service potential associated with the item will flow to the economic entity; and
- the cost of the item can be measured reliably.

Property, plant and equipment is initially measured at cost.

The cost of an item of property, plant and equipment is the purchase price and other costs attributable to bring the asset to the location and condition necessary for it to be capable of operating in the manner intended by management. Trade discounts and rebates are deducted in arriving at the cost.

Where an asset is acquired at no cost, or for a nominal cost, its cost is its fair value as at date of acquisition.

Where an item of property, plant and equipment is acquired in exchange for a non-monetary asset or monetary assets, or a combination of monetary and non-monetary assets, the asset acquired is initially measured at fair value (the cost). If the acquired item's fair value was not determinable, it's deemed cost is the carrying amount of the asset(s) given up.

When significant components of an item of property, plant and equipment have different useful lives, they are accounted for as separate items (major components) of property, plant and equipment.

Costs include costs incurred initially to acquire or construct an item of property, plant and equipment and costs incurred subsequently to add to, replace part of, or service it. If a replacement cost is recognised in the carrying amount of an item of property, plant and equipment, the carrying amount of the replaced part is derecognised.

The initial estimate of the costs of dismantling and removing the item and restoring the site on which it is located is also included in the cost of property, plant and equipment, where the entity is obligated to incur such expenditure, and where the obligation arises as a result of acquiring the asset or using it for purposes other than the production of inventories.

Recognition of costs in the carrying amount of an item of property, plant and equipment ceases when the item is in the location and condition necessary for it to be capable of operating in the manner intended by management.

Major spare parts and stand by equipment which are expected to be used for more than one period are included in property, plant and equipment. In addition, spare parts and stand by equipment which can only be used in connection with an item of property, plant and equipment are accounted for as property, plant and equipment.

Major inspection costs which are a condition of continuing use of an item of property, plant and equipment and which meet the recognition criteria above are included as a replacement in the cost of the item of property, plant and equipment. Any remaining inspection costs from the previous inspection are derecognised.

Property, plant and equipment is carried at cost less accumulated depreciation and any impairment losses.

Property, plant and equipment are depreciated on the straight line basis over their expected useful lives to their estimated residual value.

Property, plant and equipment is carried at depreciated replacement cost, being the cost at the date of assessment less any subsequent accumulated depreciation and subsequent accumulated impairment losses. Assessments are made with sufficient regularity such that the carrying amount does not differ materially from that which would be determined using cost at the reporting period.

The useful lives of items of property, plant and equipment have been assessed as follows:

Item	**Average useful life**
Land	**Infinite**
Infrastructure	
• Roads and motorways	5 -100 years
• System security	5 - 10 years
• Storm water drainage	25 - 120 years
• Airport infrastructure	20 years
• Solid waste	5 - 50 years
• Water and sanitation	10 - 100 years
• Major substations : buildings	5 - 50 years
• Transformers and related equipment	50 years
• Mains	45 years
• Street lighting	50 years
Community	
• Buildings	5 - 50 years
• Recreational facilities	5 - 50 years
Other property, plant and equipment	
• Buildings	5 - 50 years
• Fresh produce and other markets	5 - 50 years
• Fire engines	20 years
• Landfill site	5 - 50 years
• Transport facilities	5 - 50 years
• Fencing	10 years
• Heavy and mobile plant	10 - 15 years
• Furniture and fittings	7 - 10 years
• Vehicles	5 - 10 years
• Bins and containers	5 - 10 years
• Plant and equipment	5 - 15 years
• Office equipment	3 - 5 years

The useful life and depreciation method of each asset are reviewed at the end of each reporting date. If the expectations differ from previous estimates, the change is accounted for as a change in accounting estimate.

Each part of an item of property, plant and equipment with a cost that is significant in relation to the total cost of the item is depreciated separately. The depreciation charge for each period is recognised in surplus or deficit unless it is included in the carrying amount of another asset.

Items of property, plant and equipment are derecognised when the asset is disposed of or when there are no further economic benefits or service potential expected from the use of the asset.

The gain or loss arising from the derecognition of an item of property, plant and equipment is included in surplus or deficit when the item is derecognised. The gain or loss arising from the derecognition of an item of property, plant and equipment is determined as the difference between the net disposal proceeds, if any, and the carrying amount of the item.

1.7 Capital under construction

Incomplete construction work is recognised as capital under construction and measured at cost. Depreciation only commences when the asset is commissioned into use.

1.8 Investment property

Investment property is property (land or a building - or part of a building - or both) held to earn rentals or for capital appreciation or both, rather than for:

- use in the production or supply of goods or services or for
- administrative purposes, or
- sale in the ordinary course of operations.

Investment property is recognised as an asset when, it is probable that the future economic benefits or service potential that are associated with the investment property will flow to the municipality, and the cost or fair value of the investment property can be measured reliably.

Investment property is initially recognised at cost .Transaction costs are included in the initial measurement.

Costs include costs incurred initially and costs incurred subsequently to add to, or to replace a part of, or service a property. If a replacement part is recognised in the carrying amount of the investment property, the carrying amount of the replaced part is derecognised.

Fair value

Subsequent to initial measurement investment property is measured at fair value.

The fair value of investment property reflects market conditions at the reporting date.

A gain or loss arising from a change in fair value is included in net surplus or deficit for the period in which it arises.

If the entity determines that the fair value of an investment property under construction is not reliably determinable but expects the fair value of the property to be reliably measurable when construction is complete, it measures that investment property under construction at cost until either its fair value becomes reliably determinable or construction is completed (whichever is earlier). If the entity determines that the fair value of an investment property (other than an investment property under construction) is not reliably determinable on a continuing basis, the entity measures that investment property using the cost model (as per the accounting policy on Property, plant and equipment). The residual value of the investment property is then assumed to be zero. The entity applies the cost model (as per the accounting policy on Property, plant and equipment) until disposal of the investment property.

Once the entity becomes able to measure reliably the fair value of an investment property under construction that has previously been measured at cost, it measures that property at its fair value. Once construction of that property is complete, it is presumed that fair value can be measured reliably. If this is not the case, the property is accounted for using the cost model in accordance with the accounting policy on property, plant and equipment.

Item	Useful life
• Property - land	Infinite
• Property - buildings	5 - 50 years

1.9 Intangible assets

An asset is identifiable if it either:

- is separable, i.e. is capable of being separated or divided from an entity and sold, transferred, licensed, rented or exchanged, either individually or together with a related contract, identifiable assets or liability, regardless of whether the entity intends to do so; or
- arises from binding arrangements (including rights from contracts), regardless of whether those rights are transferable or separable from the municipality or from other rights and obligations.

An intangible asset is an identifiable non-monetary asset without physical substance.

An intangible asset is recognised when:

- it is probable that the expected future economic benefits or service potential that are attributable to the asset will flow to the economic entity; and
- the cost or fair value of the asset can be measured reliably.

The economic entity assesses the probability of expected future economic benefits or service potential using reasonable and supportable assumptions that represent management's best estimate of the set of economic conditions that will exist over the useful life of the asset.

Intangible assets are initially recognised at cost and comprises of software and servitudes.

An intangible asset acquired through a non-exchange transaction, the cost shall be its fair value as at the date of acquisition.
Expenditure on research (or on the research phase of an internal project) is recognised as an expense when it is incurred.

An intangible asset arising from development (or from the development phase of an internal project) is recognised when:

- it is technically feasible to complete the asset so that it will be available for use or sale.
- there is an intention to complete and use or sell it.
- there is an ability to use or sell it.
- it will generate probable future economic benefits or service potential.
- there are available technical, financial and other resources to complete the development and to use or sell the asset.
- the expenditure attributable to the asset during its development can be measured reliably.

Intangible assets are carried at cost less any accumulated amortisation and any impairment losses.

An intangible asset is regarded as having an indefinite useful life when, based on all relevant factors, there is no foreseeable limit to the period over which the asset is expected to generate net cash inflows or service potential. Amortisation is not provided for these intangible assets, but they are tested for impairment annually and whenever there is an indication that the asset may be impaired. For all other intangible assets amortisation is provided on a straight line basis over their useful life.

The amortisation period and the amortisation method for intangible assets are reviewed at each reporting date.

Reassessing the useful life of an intangible asset with a finite useful life after it was classified as indefinite is an indicator that the asset may be impaired. As a result the asset is tested for impairment and the remaining carrying amount is amortised over its useful life.

Internally generated brands, mastheads, publishing titles, customer lists and items similar in substance are not recognised as intangible assets. Amortisation is provided to write down the intangible assets, on a straight line basis, to their residual values as follows:

Item	Useful life
Computer software, internally generated	3 - 5 years
Servitudes	Indefinite

Intangible assets are derecognised:

- on disposal; or
- when no future economic benefits or service potential are expected from its use or disposal.

The gain or loss is the difference between the net disposal proceeds, if any, and the carrying amount. It is recognised in surplus or deficit when the asset is derecognised.

1.10 Investments

Where the carrying amount of an investment is greater than the estimated recoverable amount, it is written down immediately to its recoverable amount and an impairment loss is charged to the Statement of Financial Performance.

1.11 Heritage assets

Assets are resources controlled by an economic entity as a result of past events and from which future economic benefits or service potential are expected to flow to the economic entity.

Carrying amount is the amount at which an asset is recognised after deducting accumulated impairment losses.

Class of heritage assets means a grouping of heritage assets of a similar nature or function in an economic entity's operations that is shown as a single item for the purpose of disclosure in the consolidated annual financial statements.

Cost is the amount of cash or cash equivalents paid or the fair value of the other consideration given to acquire an asset at the time of its acquisition or construction or, where applicable, the amount attributed to that asset when initially recognised in accordance with the specific requirements of other Standards of GRAP.

Depreciation is the systematic allocation of the depreciable amount of an asset over its useful life.

Fair value is the amount for which an asset could be exchanged, or a liability settled, between knowledgeable, willing parties in an arm's length transaction.

Heritage assets are assets that have a cultural, environmental, historical, natural, scientific, technological or artistic significance and are held indefinitely for the benefit of present and future generations.

An impairment loss of a cash-generating asset is the amount by which the carrying amount of an asset exceeds its recoverable amount.

An impairment loss of a non-cash-generating asset is the amount by which the carrying amount of an asset exceeds its recoverable service amount. An inalienable item is an asset that a economic entity is required by law or otherwise to retain indefinitely and cannot be disposed of without consent.

Recoverable amount is the higher of a cash-generating asset's net selling price and its value in use.

Recoverable service amount is the higher of a non-cash-generating asset's fair value less costs to sell and its value in use.

Value in use of a cash-generating asset is the present value of the future cash flows expected to be derived from an asset or cash-generating unit.

Value in use of a non-cash-generating asset is the present value of the asset's remaining service potential.

A heritage asset qualifies for recognition as an asset as it is measured at its cost and any cost directly attributable to bringing the heritage asset to the location and condition necessary for it to be capable of operating in this manner intended by the economic entity.

Where a heritage asset is acquired through a non exchange transaction, its deemed cost is to measured at its fair values as at the date of acquisition. If at initial recognation the municipality cannot reliably measure its cost, the relevant and useful information about the heritiage asset is disclosed in the notes to the consolidated annual financial statements.

Recognition

The economic entity recognises a heritage asset as an asset if it is probable that future economic benefits or service potential associated with the asset will flow to the economic entity, and the cost or fair value of the asset can be measured reliably.

Initial measurement

Heritage assets are measured at cost.

Where a heritage asset is acquired through a non-exchange transaction, its cost is measured at its fair value as at the date of acquisition.

Subsequent measurement

After recognition as an asset, a class of heritage assets is carried at its cost less any accumulated impairment losses.

After recognition as an asset, a class of heritage assets, whose fair value can be measured reliably, is carried at a revalued amount, being its fair value at the date of the revaluation less any subsequent impairment losses.

If a heritage asset's carrying amount is increased as a result of a revaluation, the increase is credited directly to a revaluation surplus. However, the increase is recognised in surplus or deficit to the extent that it reverses a revaluation decrease of the same heritage asset previously recognised in surplus or deficit.

If a heritage asset's carrying amount is decreased as a result of a revaluation, the decrease is recognised in surplus or deficit. However, the decrease is debited directly to a revaluation surplus to the extent of any credit balance existing in the revaluation surplus in respect of that heritage asset.

Impairment

The economic entity assess at each reporting date whether there is an indication that it may be impaired. If any such indication exists, the economic entity estimates the recoverable amount or the recoverable service amount of the heritage asset.

Transfers

Transfers from heritage assets are only made when the particular asset no longer meets the definition of a heritage asset.
Transfers to heritage assets are only made when the asset meets the definition of a heritage asset.

Derecognition

The economic entity derecognises heritage asset on disposal, or when no future economic benefits or service potential are expected from its use or disposal.

The gain or loss arising from the derecognition of a heritage asset is determined as the difference between the net disposal proceeds, if any, and the carrying amount of the heritage asset. Such difference is recognised in surplus or deficit when the heritage asset is derecognised.

1.12 Housing development fund

The Housing Development Fund was established in terms of the Housing Act, (Act No. 107 of 1997). Loans from national and provincial government used to finance housing selling schemes undertaken by the municipality were extinguished on 1 April 1998 and transferred to a Housing Development Fund. Housing selling schemes, both complete and in progress as at 1 April 1998, were also transferred to the Housing Development Fund. In terms of the Housing Act, all proceeds from housing developments, which include rental income and sales of houses, must be paid into the Housing Development Fund. Monies standing to the credit of the Housing Development Fund can be used only to finance housing developments within the municipal area subject to the approval of the Provincial MEC responsible for housing.

1.13 Financial instruments

A financial instrument is any contract that gives rise to a financial asset of one entity and a financial liability or a residual interest of another entity.

Financial instruments are initially recognised at fair value. In the case of a financial instrument not subsequently measured at fair value, transaction costs that are directly attributable to the acquisition or issue of the financial instrument are added to the fair value .

Financial Instruments are categorised according to their nature as either financial instruments at fair value, held at amortised cost, or held at cost. The classification depends on the purpose for which the investments were acquired. Management determines the classification of its investments at initial recognition and re-evaluates this designation at every reporting date.

Trade and other receivables

Trade and other receivables are initially recognised at fair value plus any transaction costs and subsequently measured at amortized cost using the effective interest method, less provision for impairment.

A provision for impairment of trade and other receivables is established when there is objective evidence that the municipality will not be able to collect all amounts due according to the original terms of the trade and other receivables. The amount of the provision is the difference between the asset's carrying amount and the present value of estimated future cash flows, discounted at the effective interest rate. Impairment losses are recognised in the Statement of Financial Performance.

An estimate is made for doubtful debts based on the categorisation of debts and a review of past trends in collection rates applied to all outstanding amounts at year-end.

Creditors

Trade payables are initially measured at fair value plus any transaction costs, and are subsequently measured at amortised cost, using the effective interest rate method.

Cash and cash equivalents

These are initially and subsequently recorded at fair value. For cash flow purposes cash and cash equivalents includes cash on hand, deposits held at call with banks, other short-term highly liquid investments, and bank overdrafts. Bank overdrafts are recorded based on the facility utilised. Finance charges on bank overdraft are expensed as incurred

Loans and receivables

Loans and receivables are measured initially and subsequently at fair value, gains and losses arising from changes in fair value are included in the Statement of Financial Performance for the period.

Loans and receivables are non-derivative financial assets with fixed or determinable payments that are not quoted in an active market and with no intention of trading. They are included in current assets, except for maturities greater than 12 months after the balance sheet date. These are classified as non-current assets. Loans and receivables are included in trade and other receivables in the Statement of Financial Position.

Fixed and Negotiable Deposits

Fixed and negotiable deposits are non-derivative financial assets with fixed or determinable payments and fixed maturities that the municipality will hold to maturity.

Fixed and negotiable deposits are initially and subsequently measured at fair value which in the case of investments that have an original maturity date of less than 12 months equates the cost. Fixed and negotiable deposits held for greater than 12 months are fair valued annually and the difference recognised in the statement of financial performance.

On disposal of Fixed and negotiable deposits, the difference between the net disposal proceeds and the carrying amount is charged or credited to the Statement of Financial Performance.

Classification

The entity has the following types of financial assets (classes and category) as reflected on the face of the statement of financial position or in the notes thereto:

Class	Category
Receivables from exchange transactions	Financial asset measured at amortised cost
Receivables from non-exchange transactions	Financial asset measured at amortised cost
Bank, cash and cash equivalents – notice deposits	Financial asset measured at fair value
Bank, cash and cash equivalents – call deposits	Financial asset measured at fair value
Bank, cash and cash equivalents – bank	Financial asset measured at fair value
Bank, cash and cash equivalents – cash	Financial asset measured at fair value

Class	Category
Long term liabilities	Financial liability measured at amortised cost
Payables from exchange transactions	Financial liability measured at amortised cost
Payables from non - exchange transactions	Financial liability measured at amortised cost
Current portion of long-term liabilities	Financial liability measured at amortised cost

1.14 Change in accounting policy , estimates and errors

When accounting errors have been identified in the current year , the correction is applied retrospectively as far as it is practicable and the prior year comparatives are restated accordingly. When there has been a change in accounting policy in the current year, the adjustment is made retrospectively as far as it is practicable and the prior year comparative is restated accordingly.

Where there has been a change in accounting policy in the current year, the adjustments is made retrospectively as far as is practicable and the prior year comparative are restated accordingly.

1.15 Budget information

The Economic Entity are typically subject to budgetary limits in the form of appropriations or budget authorisations (or equivalent), which is given effect through authorising legislation, appropriation or similar.

General purpose financial reporting by economic entity shall provide information on whether resources were obtained and used in accordance with the legally adopted budget.

The approved budget is prepared on a accrual basis and presented by economic classification linked to performance outcome objectives.

The approved budget covers the fiscal period from 2014-07-01 to 2015-06-30.

The consolidated annual financial statements and the budget are on the same basis of accounting therefore a comparison with the budgeted amounts for the reporting period have been included in the Statement of comparison of budget and actual amounts.

The Statement of comparative and actual information has been included in the consolidated annual financial statements as the recommended disclosure when the consolidated annual financial statements and the budget are on the same basis of accounting as determined by National Treasury.

Comparative information is not required.

1.16 Leases

A lease is classified as a finance lease if it transfers substantially all the risks and rewards incidental to ownership. A lease is classified as an operating lease if it does not transfer substantially all the risks and rewards incidental to ownership.

Finance leases

Finance leases are recognised as assets and liabilities in the statement of financial position at amounts equal to the fair value of the leased property or, if lower, the present value of the minimum lease payments. The corresponding liability to the lessor is included in the statement of financial position as a finance lease obligation.

The discount rate used in calculating the present value of the minimum lease payments is the interest rate implicit in the lease.

The minimum lease payments are apportioned between the finance charge and reduction of the outstanding liability. The finance charge is allocated to each period during the lease term so as to produce a constant periodic rate of on the remaining balance of the liability.

Any contingent rents are expensed in the period in which they are incurred

The determination of whether an arrangement is, or contains a lease is based on the substance of the arrangement at inception date of whether the fulfillment of the arrangement is dependent on the use of a specific asset or assets or the arrangement conveys a right to use the asset. The classification of the lease is determined using GRAP 13 – Leases.

Operating leases

Operating lease payments are recognised as an expense on a straight-line basis over the lease term. The difference between the amounts recognised as an expense and the contractual payments are recognised as asset / liability.

This liability is not discounted.

Any contingent rents are expensed in the period they are incurred.

The Msunduzi Municipality is the lessee of all operating lease agreements.

1.17 Inventories

Inventories are initially measured at cost except where inventories are acquired through a non-exchange transaction, then their costs are their fair value as at the date of acquisition.

Subsequently inventories are measured at the lower of cost and net realisable value.

Inventories are measured at the lower of cost and current replacement cost where they are held for;

- distribution at no charge or for a nominal charge; or
- consumption in the production process of goods to be distributed at no charge or for a nominal charge.

The cost of inventories comprises of all costs of purchase, costs of conversion and other costs incurred in bringing the inventories to their present location and condition.

The cost of inventories of items that are not ordinarily interchangeable and goods or services produced and segregated for specific projects is assigned using specific identification of the individual costs.

When inventories are sold, the carrying amounts of those inventories are recognised as an expense in the period in which the related revenue is recognised. If there is no related revenue, the expenses are recognised when the goods are distributed, or related services are rendered. The amount of any write-down of inventories to net realisable value or current replacement cost and all losses of inventories are recognised as an expense in the period the write-down or loss occurs. The amount of any reversal of any write-down of inventories, arising from an increase in net realisable value or current replacement cost, are recognised as a reduction in the amount of inventories recognised as an expense in the period in which the reversal occurs.

Water is valued at purified cost in so far as it stored and controlled in the reservoirs at year end.

1.18 Conditional Grants and receipts

Revenue received from conditional grants, donations and funding are recognised as revenue to the extent that the municipality has complied with any of the criteria, conditions or obligations embodied in the agreement. To the extent that the criteria, conditions or obligations have not been met a liability is recognised.

Interest earned on the investment is treated in accordance with grant conditions. If it is payable to the funder, it is recorded as part of the creditor. If it is the Municipality's interest, it is recognised as interest earned in the Statement of Financial Performance.

Grants and receipts of a revenue nature: income is transferred as revenue to the Statement of Financial Performance to the extent that the criteria, conditions or obligations have been met.

1.19 Related parties

Close members of the family of a person are considered to be those family members who may be expected to influence, or be influenced by, that management in their dealings with the municipality.

Parties are considered to be related if one party directly or indirectly has the ability to control the other party or exercise significant influence over the party in making financial and operating decisions or is a member of the key management of the municipality or entity.

1.20 Grant in aid

The economic entity transfers money to individuals, institutions and organisations. When making these transfers, the economic entity does not:

- Receive any goods or services directly in return, as would be expected in a purchase or sale transaction
- Expect to be repaid in future; or
- Expect a financial return, as would be expected from an investment

These transfers are recognised in the financial statements as expenses in the period that the events giving rise to the transfer occurred.

1.21 Impairment of cash-generating assets

Cash-generating assets are those assets held by the economic entity with the primary objective of generating a commercial return. When an asset is deployed in a manner consistent with that adopted by a profit-orientated entity, it generates a commercial return.

Recoverable amount of an asset or a cash-generating unit is the higher its fair value less costs to sell and its value in use.

Identification

When the carrying amount of a cash-generating asset exceeds its recoverable amount, it is impaired.

The economic entity assesses at each reporting date whether there is any indication that a cash-generating asset may be impaired. If any such indication exists, the economic entity estimates the recoverable amount of the asset.

Irrespective of whether there is any indication of impairment, the economic entity also test a cash-generating intangible asset with an indefinite useful life or a cash-generating intangible asset not yet available for use for impairment annually by comparing its carrying amount with its recoverable amount. This impairment test is performed at the same time every year. If an intangible asset was initially recognised during the current reporting period, that intangible asset was tested for impairment before the end of the current reporting period.

Value in use

Value in use of a cash-generating asset is the present value of the estimated future cash flows expected to be derived from the continuing use of an asset and from its disposal at the end of its useful life.

When estimating the value in use of an asset, the economic entity estimates the future cash inflows and outflows to be derived from continuing use of the asset and from its ultimate disposal and the economic entity applies the appropriate discount rate to those future cash flows.

Discount rate

The discount rate is a pre-tax rate that reflects current market assessments of the time value of money, represented by the current risk-free rate of interest and the risks specific to the asset for which the future cash flow estimates have not been adjusted.

Recognition and measurement (individual asset)

If the recoverable amount of a cash-generating asset is less than its carrying amount, the carrying amount of the asset is reduced to its recoverable amount. This reduction is an impairment loss.

An impairment loss is recognised immediately in surplus or deficit.

After the recognition of an impairment loss, the depreciation (amortisation) charge for the cash-generating asset is adjusted in future periods to allocate the cash-generating asset's revised carrying amount, less its residual value (if any), on a systematic basis over its remaining useful life.

Cash-generating units

If there is any indication that an asset may be impaired, the recoverable amount is estimated for the individual asset. If it is not possible to estimate the recoverable amount of the individual asset, the economic entity determines the recoverable amount of the cash-generating unit to which the asset belongs (the asset's cash-generating unit).

If an active market exists for the output produced by an asset or group of assets, that asset or group of assets is identified as a cash-generating unit, even if some or all of the output is used internally. If the cash inflows generated by any asset or cash-generating unit are affected by internal transfer pricing, the economic entity use management's best estimate of future price(s) that could be achieved in arm's length transactions in estimating:

- the future cash inflows used to determine the asset's or cash-generating unit's value in use; and
- the future cash outflows used to determine the value in use of any other assets or cash-generating units that are affected by the internal transfer pricing.

Cash-generating units are identified consistently from period to period for the same asset or types of assets, unless a change is justified.

The carrying amount of a cash-generating unit is determined on a basis consistent with the way the recoverable amount of the cash-generating unit is determined.

An impairment loss is recognised for a cash-generating unit if the recoverable amount of the unit is less than the carrying amount of the unit. The impairment is allocated to reduce the carrying amount of the cash-generating assets of the unit on a pro rata basis, based on the carrying amount of each asset in the unit. These reductions in carrying amounts are treated as impairment losses on individual assets.

In allocating an impairment loss, the entity does not reduce the carrying amount of an asset below the highest of:

- its fair value less costs to sell (if determinable);
- its value in use (if determinable); and
- zero.

The amount of the impairment loss that would otherwise have been allocated to the asset is allocated pro rata to the other cash-generating assets of the unit.

Where a non-cash-generating asset contributes to a cash-generating unit, a proportion of the carrying amount of that non-cash-generating asset is allocated to the carrying amount of the cash-generating unit prior to estimation of the recoverable amount of the cash-generating unit.

Reversal of impairment loss

The economic entity assess at each reporting date whether there is any indication that an impairment loss recognised in prior periods for a cash-generating asset may no longer exist or may have decreased. If any such indication exists, the entity estimates the recoverable amount of that asset.

An impairment loss recognised in prior periods for a cash-generating asset is reversed if there has been a change in the estimates used to determine the asset's recoverable amount since the last impairment loss was recognised. The carrying amount of the asset is increased to its recoverable amount. The increase is a reversal of an impairment loss. The increased carrying amount of an asset attributable to a reversal of an impairment loss does not exceed the carrying amount that would have been determined (net of depreciation or amortisation) had no impairment loss been recognised for the asset in prior periods.

A reversal of an impairment loss for a cash-generating asset is recognised immediately in surplus or deficit.

After a reversal of an impairment loss is recognised, the depreciation (amortisation) charge for the cash-generating asset is adjusted in future periods to allocate the cash-generating asset's revised carrying amount, less its residual value (if any), on a systematic basis over its remaining useful life.

A reversal of an impairment loss for a cash-generating unit is allocated to the cash-generating assets of the unit pro rata with the carrying amounts of those assets. These increases in carrying amounts are treated as reversals of impairment losses for individual assets. No part of the amount of such a reversal is allocated to a non-cash-generating asset contributing service potential to a cash-generating unit.

In allocating a reversal of an impairment loss for a cash-generating unit, the carrying amount of an asset is not increased above the lower of:

- its recoverable amount (if determinable); and
- the carrying amount that would have been determined (net of amortisation or depreciation) had no impairment loss been recognised for the asset in prior periods.

The amount of the reversal of the impairment loss that would otherwise have been allocated to the asset is allocated pro rata to the other assets of the unit.

Redesignation

The redesignation of assets from a cash-generating asset to a non-cash-generating asset or from a non-cash-generating asset to a cash-generating asset only occur when there is clear evidence that such a redesignation is appropriate.

1.22 Impairment of non-cash-generating assets

Non-cash generating assets are those assets held by the municipality without an intention of generating a commercial return and held primarily for service delivery purposes. The Municipality classifies all assets held with the primary objective of generating a commercial return as cash generating assets.

The municipality will apply its judgment and disclose the criteria used in making such judgment in cases where it's not clear whether the primary objective is to generate a commercial return.The municipality assesses at each reporting date whether there is any indication that an asset may be impaired. If any such indication exists, the municipality determines the recoverable service amount of the asset. The recoverable service amount is the higher of a non-cash-generating asset's fair value less costs to sell and its value in use.

If the carrying amount of a non-cash-generating asset exceeds its recoverable service amount, it is impaired and is recognised immediately in the Statement of Financial Performance.

An impairment loss is when the asset's carrying amount exceeds its recoverable service amount and is recognised in the Statement of Financial Performance.

A reversal of an impairment loss of assets carried at cost less accumulated depreciation or amortisation is recognised immediately in the Statement of Financial Performance. The increase in the carrying amount of an asset due to the reversal of an impairment loss should not exceed what the carrying amount would have been if no impairment loss had been recognised.

Intangible assets with indefinite useful lives and not yet available for use, are tested for impairment annually, irrespective of whether any indication of impairment exists.

Impairment is a loss in the future economic benefits or service potential of an asset, over and above the systematic recognition of the loss of the asset's future economic benefits or service potential through depreciation (amortisation).

Carrying amount is the amount at which an asset is recognised in the statement of financial position after deducting any accumulated depreciation and accumulated impairment losses thereon.

A cash-generating unit is the smallest identifiable group of assets held with the primary objective of generating a commercial return that generates cash inflows from continuing use that are largely independent of the cash inflows from other assets or groups of assets.

Fair value less costs to sell is the amount obtainable from the sale of an asset in an arm's length transaction between knowledgeable, willing parties, less the costs of disposal.

Recoverable service amount is the higher of a non-cash-generating asset's fair value less costs to sell and its value in use.

Useful life is either:
(a) the period of time over which an asset is expected to be used by the municipality; or
(b) the number of production or similar units expected to be obtained from the asset by the municipality.

Identification

When the carrying amount of a non-cash-generating asset exceeds its recoverable service amount, it is impaired.

The economic entity assesses at each reporting date whether there is any indication that a non-cash-generating asset may be impaired. If any such indication exists, the economic entity estimates the recoverable service amount of the asset.

Irrespective of whether there is any indication of impairment, the entity also test a non-cash-generating intangible asset with an indefinite useful life or a non-cash-generating intangible asset not yet available for use for impairment annually by comparing its carrying amount with its recoverable service amount. This impairment test is performed at the same time every year. If an intangible asset was initially recognised during the current reporting period, that intangible asset was tested for impairment before the end of the current reporting period.

Value in use

Value in use of non-cash-generating assets is the present value of the non-cash-generating assets remaining service potential.

The present value of the remaining service potential of a non-cash-generating assets is determined using the following approach:

Depreciated replacement cost approach

The present value of the remaining service potential of a non-cash-generating asset is determined as the depreciated replacement cost of the asset. The replacement cost of an asset is the cost to replace the asset's gross service potential. This cost is depreciated to reflect the asset in its used condition. An asset may be replaced either through reproduction (replication) of the existing asset or through replacement of its gross service potential. The depreciated replacement cost is measured as the reproduction or replacement cost of the asset, whichever is lower, less accumulated depreciation calculated on the basis of such cost, to reflect the already consumed or expired service potential of the asset.

The replacement cost and reproduction cost of an asset is determined on an "optimised" basis. The rationale is that the economic entity would not replace or reproduce the asset with a like asset if the asset to be replaced or reproduced is an overdesigned or overcapacity asset. Overdesigned assets contain features which are unnecessary for the goods or services the asset provides. Overcapacity assets are assets that have a greater capacity than is necessary to meet the demand for goods or services the asset provides. The determination of the replacement cost or reproduction cost of an asset on an optimised basis thus reflects the service potential required of the asset.

Recognition and measurement

If the recoverable service amount of a non-cash-generating asset is less than its carrying amount, the carrying amount of the asset is reduced to its recoverable service amount. This reduction is an impairment loss.

An impairment loss is recognised immediately in surplus or deficit.

Any impairment loss of a revalued non-cash-generating asset is treated as a revaluation decrease.

When the amount estimated for an impairment loss is greater than the carrying amount of the non-cash-generating asset to which it relates, the economic entity recognises a liability only to the extent that is a requirement in the Standards of GRAP.

After the recognition of an impairment loss, the depreciation (amortisation) charge for the non-cash-generating asset is adjusted in future periods to allocate the non-cash-generating asset's revised carrying amount, less its residual value (if any), on a systematic basis over its remaining useful life.

Reversal of an impairment loss

The economic entity assess at each reporting date whether there is any indication that an impairment loss recognised in prior periods for a non-cash-generating asset may no longer exist or may have decreased. If any such indication exists, the economic entity estimates the recoverable service amount of that asset.

An impairment loss recognised in prior periods for a non-cash-generating asset is reversed if there has been a change in the estimates used to determine the asset's recoverable service amount since the last impairment loss was recognised. The carrying amount of the asset is increased to its recoverable service amount. The increase is a reversal of an impairment loss. The increased carrying amount of an asset attributable to a reversal of an impairment loss does not exceed the carrying amount that would have been determined (net of depreciation or amortisation) had no impairment loss been recognised for the asset in prior periods.

A reversal of an impairment loss for a non-cash-generating asset is recognised immediately in surplus or deficit.

Any reversal of an impairment loss of a revalued non-cash-generating asset is treated as a revaluation increase.

After a reversal of an impairment loss is recognised, the depreciation (amortisation) charge for the non-cash-generating asset is adjusted in future periods to allocate the non-cash-generating asset's revised carrying amount, less its residual value (if any), on a systematic basis over its remaining useful life.

Redesignation

The redesignation of assets from a cash-generating asset to a non-cash-generating asset or from a non-cash-generating asset to a cash-generating asset only occur when there is clear evidence that such a redesignation is appropriate.

1.23 Share capital

An equity instrument is any contract that evidences a residual interest in the assets of an entity after deducting all of its liabilities.

1.24 Borrowing costs

Borrowing costs are interest and other expenses incurred by an entity in connection with the borrowing of funds.

Borrowing costs are recognised as an expense in the period in which they are incurred.

1.25 Internal Reserves

Capital replacement reserve (CRR)

The CRR is an asset financing source that represents an alternative to the other funding sources available to the municipality namely external loans (interest bearing borrowings) and government grants & subsidies. It is a GRAP requirement that the balance on the CRR must always represented by cash, which must be held in a separate identifiable investment account.

Subsequent to the implementation of GRAP in 2008, Reserves and Funds had to be discontinued as they are not permissible in terms of GRAP. However the National Treasury determined that the CRR is one of the few funds and reserves that are allowed. Therefore it is a requirement that since fund accounting is not allowed in terms of GRAP, for disclosure in the Annual Financial Statements, CRR forms part of Accumulated Surplus and should not be disclosed on the face of the Statement of Financial Position.

As a matter of principle, the focus is the manner in which these reserves are created and accounted for, which in this instance the capital replacement of major components of Infrastructure Assets in the event of technical failure.

For accounting purposes, the CRR will be created by transferring amounts out of accumulated surpluses/deficits to the respective reserve account, or vice versa, in the Statement of Changes in Net Assets. The net effect of these transfers will be nil in the Statement of Changes in Net Assets, and will not affect the value of reserves in totality. It is the requirement of GRAP that no transactions should be accounted for, directly to the Statement of Changes in Net Assets other than those specifically allowed in terms of GRAP, i.e. Revaluation Surplus Reserve.

Therefore situations should be avoided where reserves are created and accounted for, by taking amounts directly to the Statement of Changes in Net Assets thereby circumventing the Statement of Financial Performance.

The municipality has determined a policy on the revenue sources that will be used to maintain or increase the balance of the CRR. These revenue sources include, but not limited to, the following:

- Interest earned by the municipality on the CRR investment account;
- Cash proceeds from the sale of any item of PPE or Investment Property;
- Percentage of amount that was utilised in the previous financial year for the purchase of items of PPE;
- VAT input recovered from SARS.

The CRR will only be utilised for the purpose of purchasing items of property, plant and equipment for the municipality and will not be used for the maintenance of such items.

Self insurance reserve

A self-insurance reserve was established and, subject to external insurance where deemed necessary, covers claims that might occur. Premiums are charged to the respective services taking into account claims history and the replacement value of the insured assets.

Revaluation reserve

The surplus arising from the revaluation of heritage assets is credited to a non-distributable reserve. The revaluation surplus is realised as revalued artworks are depreciated, through a transfer from the revaluation reserve to the accumulated surplus/deficit. On disposal, the net revaluation surplus is transferred to the accumulated surplus/deficit while gains or losses on disposal, based on revalued amounts, are credited or charged to the Statement of Financial Performance.

1.26 Employee benefits

Short-term employee benefits

Short-term employee benefits are employee benefits (other than termination benefits) that are due to be settled within twelve months after the end of the period in which the employees render the related service.

Short-term employee benefits include items such as:

- wages, salaries and social security contributions;
- short-term compensated absences (such as paid annual leave and paid sick leave) where the compensation for the absences is due to be settled within twelve months after the end of the reporting period in which the employees render the related employee service;
- bonus, incentive and performance related payments payable within twelve months after the end of the reporting period in which the employees render the related service; and
- non-monetary benefits (for example, medical care, and free or subsidised goods or services such as housing, cars and cellphones) for current employees.

The expected cost of compensated absences is recognised as an expense as the employees render services that increase their entitlement or, in the case of non-accumulating absences, when the absence occurs. The entity measure the expected cost of accumulating compensated absences as the additional amount that the entity expects to pay as a result of the unused entitlement that has accumulated at the reporting date.

The entity recognise the expected cost of bonus, incentive and performance related payments when the entity has a present legal or constructive obligation to make such payments as a result of past events and a reliable estimate of the obligation can be made. A present obligation exists when the entity has no realistic alternative but to make the payments.

Post-employment benefits: Defined contribution plans

The municipality provides retirement benefits for its employees and councillors. Payments to defined contribution retirement benefit plans are charged as an expense as they fall due.

Payments made to industry-managed (or state plans) retirement benefit schemes are dealt with as defined contribution plans where the municipality's obligation under the schemes is equivalent to those arising in a defined contribution retirement benefit plan.

The Natal Joint Provident, Dynamique Ambrella (Pietermaritzburg Provident Fund) and Umgeni Provident Fund are defined contribution plans. The contributions to fund obligations for the payment of retirement benefits are charged against income in the year they become payable.

The Municipality pays contributions to publicly or privately administered pension insurance plans on a mandatory, contractual or voluntary basis. The Municipality has no further payment obligations once the contributions have been paid. The contributions are recognized as employee benefit expense when they are due. Prepaid contributions are recognised as an asset to the extent that a cash refund or a reduction in the future payments is available.

Post-employment benefits: Defined benefit plans

A defined benefit plan is a pension plan that defines an amount of pension benefit that an employee will receive on retirement, usually dependent on one or more factors such as age, years of service and compensation

The Natal Joint Pension Fund, Government Employees Pension Fund, Association Institution Pension Fund, South African Local Authorities Pension Fund and the Councillors Pension Fund are defined benefit. The contributions to fund obligations for the payment of retirement benefits are charged against income in the year they become payable.

Pension obligations

The municipality employees contribute to 7 different Pension Funds, of which the Natal Joint Provident and Retirement Pension Fund cater for the majority of the staff.

The following are defined benefit funds:

- The Natal Joint Provident,
- Dynamique Ambrella (Pietermaritzburg Provident Fund) and
- Umgeni Provident Fund.

The following are defined contribution funds:

- The Natal Joint Pension Fund,
- Government Employees Pension Fund,
- Association Institution Pension Fund,
- South African Local Authorities Pension Fund and
- Councillors Pension Fund

Actuarial valuations are conducted on an interim basis each year with a statutory valuation undertaken every three years. Consideration is given to any extent that could impact the Funds up to the end of the reporting period where the interim valuation is performed at an earlier date.

Actuarial valuations are conducted on an annual basis by independent actuaries separately for each plan. The results of the valuation are updated for any material transactions and other material changes in circumstances (including changes in market prices and interest rates) up to the reporting date.

The Municipality has both defined benefit and defined contribution plans.

The liability/asset recognized in the statement of financial position in respect of defined benefit pension plans is equal to the present value of the defined benefit obligation at the balance sheet date less the fair value of plan assets, together with adjustments for unrecognized actuarial gains or losses and past service costs. The defined benefit obligation is calculated annually by independent actuaries using the projected unit credit method. The present value of the defined benefit obligation is determined by discounting the estimated future cash outflows using interest rates of high-quality corporate bonds that are denominated in the currency in which the benefits will be paid, and that have terms to maturity approximating to the terms of the related pension liability.

Past-service costs are recognised immediately against revenue. Any asset is limited to unrecognised actuarial losses and past service costs, plus the present value of available refunds and reduction in future contributions to the plan.

Natal Joint Retirement Funds, Government Employee Pension Fund and Associated Institution Pension Fund are defined benefit funds

The Natal Joint Provident Fund, Pietermaritzburg and South African Local Authority are defined contribution funds.

Other post retirement obligations

The municipality provides post-retirement healthcare benefits to their retirees. The entitlement to these benefits is usually conditional on the employee remaining in service up to retirement age and the completion of a minimum service period. Actuarial gains and losses arising from experience adjustments, and changes in actuarial assumptions, are charged or credited to income in the year that they arise.

Actuarial assumptions

Actuarial assumptions are unbiased and mutually compatible.

Financial assumptions are based on market expectations, at the reporting date, for the period over which the obligations are to be settled.

The rate used to discount post-employment benefit obligations (both funded and unfunded) reflect the time value of money. The currency and term of the financial instrument selected to reflect the time value of money is consistent with the currency and estimated term of the post-employment benefit obligations.

Post-employment benefit obligations are measured on a basis that reflects:

- estimated future salary increases;
- the benefits set out in the terms of the plan (or resulting from any constructive obligation that goes beyond those terms) at the reporting date; and
- estimated future changes in the level of any state benefits that affect the benefits payable under a defined benefit plan, if, and only if, either:
- those changes were enacted before the reporting date; or
- past history, or other reliable evidence, indicates that those state benefits will change in some predictable manner, for example, in line with future changes in general price levels or general salary levels.

Assumptions about medical costs take account of estimated future changes in the cost of medical services, resulting from both inflation and specific changes in medical costs.

Pension Obligations

The municipality and its employees contribute to 7 different Pension Funds, of which 2 (The Natal Joint Provident and Retirement Pension Fund) cater for the majority of the staff.

Natal Joint Retirement Funds, Government Employee Pension Fund and Associated Institution Pension Fund are defined benefit funds.

The Natal Joint Provident Fund, Pietermaritzburg and South African Local Authority are defined contribution funds.

The schemes are funded through payments to financial consultant companies or trustee-administered funds, determined by periodic actuarial calculations.

The Municipality has both defined benefit and defined contribution plans.

1.27 Provisions and contingencies

Provisions are recognised when:

- the economic entity has a present obligation as a result of a past event;
- it is probable that an outflow of resources embodying economic benefits or service potential will be required to settle the obligation; and
- a reliable estimate can be made of the obligation.

Provisions are reviewed at each reporting date and adjusted to reflect the current best estimate.

Where the effect of time value of money is material, the amount of a provision is the present value of the expenditures expected to be required to settle the obligation.

Contingent assets and contingent liabilities are not recognised. Contingencies are disclosed in note 65.

1.28 Events after reporting date

Events after reporting date are those events, both favourable and unfavourable, that occur between the reporting date and the date when the financial statements are authorised for issue. Two types of events can be identified:

- those that provide evidence of conditions that existed at the reporting date (adjusting events after the reporting date); and
- those that are indicative of conditions that arose after the reporting date (non-adjusting events after the reporting date).

The economic entity will adjust the amount recognised in the financial statements to reflect adjusting events after the reporting date once the event occurred.

The economic entity will disclose the nature of the event and an estimate of its financial effect or a statement that such estimate cannot be made in respect of all material non-adjusting events, where non-disclosure could influence the economic decisions of users taken on the basis of the financial statements.

1.29 Revenue from exchange transactions

Revenue from exchange transactions refers to revenue that accrued to the municipality directly in return for services rendered / goods sold, the value of which approximates the consideration received or receivable.

Service charges relating to electricity and water are based on consumption. Meters are read on a monthly basis and are recognised as revenue when invoiced. Provisional estimates of consumption are made monthly when meter readings have not been performed. The provisional estimates of consumption are recognised as revenue when invoiced. Adjustments to provisional estimates of consumption are made in the invoicing period in which meters have been read. These adjustments are recognised as revenue in the invoicing period.

Revenue from the sale of electricity prepaid meter cards are recognised at the point of sale.

Service charges relating to refuse removal are recognised on a monthly basis by applying the approved tariff to each property based on category of property and the property value.

Service charges from sewerage and sanitation are based on water consumption and are levied monthly.

Interest and rentals are recognised on a time proportion basis.

Revenue arising from the application of the approved tariff of charges is recognised when the relevant service is rendered by applying the relevant gazetted tariff. This includes the issuing of licences and permits.

Income for agency services is recognised on a monthly basis once the income collected on behalf of agents has been quantified. The income recognised is in terms of the agency agreement.

Revenue from the sale of goods is recognised when the risk is passed to the consumer.

Revenue arising out of situations where the municipality acts as an agent on behalf of another entity (the principal) is limited to the amount of any fee or commission payable to the municipality as compensation for executing the agreed services.

All other revenue is recognised as it accrues.

Service revenue is recognised by reference to the stage of completion of the transaction at the reporting date. Stage of completion is determined by services performed to date as a percentage of total services to be performed.

Measurement

Revenue is measured at the fair value of the consideration received or receivable, net of trade discounts and volume rebates.

Sale of goods

Revenue from the sale of goods is recognised when all the following conditions have been satisfied:

- The economic entity has transferred to the purchaser the significant risks and rewards of ownership of the goods;
- The economic entity retains neither continuing managerial involvement to the degree usually associated with ownership nor effective control over the goods sold;
- the amount of revenue can be measured reliably;
- It is probable that the economic benefits or service potential associated with the transaction will flow to the economic entity; and
- The costs incurred or to be incurred in respect of the transaction can be measured reliably.

Rendering of services

When the outcome of a transaction involving the rendering of services can be estimated reliably, revenue associated with the transaction is recognised by reference to the stage of completion of the transaction at the reporting date. The outcome of a transaction can be estimated reliably when all the following conditions are satisfied:

- The amount of revenue can be measured reliably;
- It is probable that the economic benefits or service potential associated with the transaction will flow to the economic entity;
- The stage of completion of the transaction at the reporting date can be measured reliably; and
- The costs incurred for the transaction and the costs to complete the transaction can be measured reliably.

When services are performed by an indeterminate number of acts over a specified time frame, revenue is recognised on a straight line basis over the specified time frame unless there is evidence that some other method better represents the stage of completion. When a specific act is much more significant than any other acts, the recognition of revenue is postponed until the significant act is executed.

When the outcome of the transaction involving the rendering of services cannot be estimated reliably, revenue is recognised only to the extent of the expenses recognised that are recoverable.

Interest, royalties and dividends

Revenue arising from the use by others of entity assets yielding interest, royalties and dividends is recognised when:

- It is probable that the economic benefits or service potential associated with the transaction will flow to the municipality, and
- The amount of the revenue can be measured reliably.

Interest is recognised, in surplus or deficit, using the effective interest rate method.

Royalties are recognised as they are earned in accordance with the substance of the relevant agreements.

1.30 Revenue from non-exchange transactions

Refers to transactions where the municipality received revenue from another entity without giving approximately equal value in exchange. Revenue from non exchange transactions is generally recognised to the extent that the related receipt or receivable qualifies for recognition as an asset and there is no liability to repay the amount.

Revenue from property rates is recognised when the legal entitlement to this revenue arises. Collection charges are recognised when such amounts are legally enforceable. Penalty interest on unpaid rates is recognised on a time proportion basis with reference to the principal amount and the effective interest rate applicable.

Fines constitute both spot fines and summons. Fines are recognised when the fines are issued.

Donations are recognised on a cash receipt basis or where the donation is in the form of property, plant and equipment, at the fair value of the consideration received or receivable.

Contributed property, plant and equipment is recognised when ownership of the items of property, plant and equipment is transferred to the municipality.

Revenue from the recovery of unauthorised, irregular, fruitless and wasteful expenditure is based on legislated procedures, including those set out in the Municipal Finance Management Act (Act No.56 of 2003) and is recognised when the recovery thereof from the responsible councillors or officials is virtually certain.

Income received from conditional grants, donations and subsidies is recognised to the extent that the Municipality has complied with any of the criteria, conditions or obligations embodied in the agreement. To the extent that the criteria, conditions or obligations have not been met, a liability is recognised and funds are invested until utilised.

Interest earned on the investment is treated in accordance with grant conditions. If it is payable to the funder, it is recorded as part of the creditor. If it is the Municipality's interest, it is recognised as interest earned in the Statement of Financial Performance.

Grants and receipts of a revenue nature: income is transferred as revenue to the Statement of Financial Performance to the extent that the criteria, conditions or obligations have been met.

The municipality recognises the full amount of revenue of the fine issued at the transaction date when there is uncertainty about the municipality's ability to collect such revenue from the fine,based on past history, the municipality has an obligation to collect all revenue due to it.

Subsequent to initial recognition and measurement, the municipality assess the collectability of the revenue and recognises an impairment loss where appropriate for example there the municipality may offer early settlement discounts or amnesty periods.

Where these reductions exist, the municipality considers past history in assessing the likelihood of these discounts or reductions being taken up the debtors.

1.31 Investment income

Investment income is recognised on a time-proportion basis using the effective interest method.

1.32 Comparative figures

When the presentation or classification of items in the annual financial statements is amended, prior period comparative amounts are restated. The nature and reason for the reclassification is disclosed. Where accounting errors have been identified in the current year, the correction is made retrospectively as far as is practicable, and the prior year comparatives are restated accordingly. Where there has been a change in accounting policy in the current year, the adjustment is made retrospectively as far as is practicable, and the prior year comparatives are restated accordingly.

1.33 Unauthorised expenditure

Unauthorised expenditure is expenditure that has not been budgeted, expenditure that is not in terms of the conditions of an allocation received from another sphere of government, municipality or organ of state and expenditure in the form of a grant that is not permitted in terms of the Municipal Finance Management Act (Act No.56 of 2003).

Unauthorised expenditure is accounted for as an expense in the Statement of Financial Performance.

Where unauthorised expenditure is not approved,upon the finalisation of an investigation, it is recovered from the responsible person and the amount received is accounted for as revenue in the Statement of Financial Performance.

1.34 Fruitless and wasteful expenditure

Fruitless expenditure means expenditure which was made in vain and would have been avoided had reasonable care been exercised.

All expenditure relating to fruitless and wasteful expenditure is recognised as an expense in the statement of financial performance in the year that the expenditure was incurred.

The expenditure is classified in accordance with the nature of the expense, and where recovered, it is subsequently accounted for as revenue in the statement of financial performance.

1.35 Irregular expenditure

Irregular expenditure is expenditure that is contrary to the Municipal Finance Management Act (Act No.56 of 2003), the Municipal Systems Act (Act No.32 of 2000), and the Public Office Bearers Act (Act No. 20 of 1998) or is in contravention of the economic entity's supply chain management policy.

Irregular expenditure excludes unauthorised expenditure.

Irregular expenditure is accounted for as expenditure in the Statement of Financial Performance and where recovered, it is subsequently accounted for as revenue in the Statement of Financial Performance.

Irregular expenditure is expenditure that is contrary to the Municipal Finance Management Act (Act No.56 of 2003), the Municipal Systems Act (Act No.32 of 2000), and the Public Office Bearers Act (Act No. 20 of 1998) or is in contravention of the economic entity's supply chain management policy. Irregular expenditure excludes unauthorised expenditure. Irregular expenditure is accounted for as expenditure in the Statement of Financial Performance and where recovered, it is subsequently accounted for as revenue in the Statement of Financial Performance.

1.36 Use of Estimates

The preparation of consolidated annual financial statements in conformity with Generally Recognised Accounting Practice requires the use of certain critical accounting estimates. It also requires management to exercise its judgement in the process of applying the economic entity's accounting policies. The areas involving a higher degree of judgement or complexity, or areas where assumptions and estimates are significant to the consolidated annual financial statements are disclosed in the relevant sections of the consolidated annual financial statements. Although these estimates are based on management's best knowledge of current events and actions they may undertake in the future, actual results ultimately may differ from those estimates.

1.37 Capital commitments

A capital commitment is a binding agreement to undertake capital expenditure at some set time in the future which has not yet become an actual liability.

Items are classified as commitments when an entity has committed itself to future transactions that will normally result in the outflow of cash.

1.38 Offsetting

Assets, liabilities, revenue and expenses have not been offset except when offsetting is required or permitted by a Standard of GRAP.

Notes to the Consolidated Annual Financial Statements

2. New standards and interpretations

2.1 Standards and interpretations issued and adopted

Entities are required to apply the standards of GRAP where the Minister has determined the effective date. The Minister has determined the effective date for the following standards of GRAP:

Reference	Topic
GRAP 1	Presentation of financial statements (as revised in 2010)
GRAP 2	Cash flow statements (as revised in 2010)
GRAP 3	Accounting policies, changes in accounting estimates and errors (as revised in 2010)
GRAP 4	The effects of changes in foreign exchange rates (as revised in 2010)
GRAP 5	Borrowing costs (as revised in 2013)
GRAP 6	Consolidated and separate financial statements
GRAP 7	Investments in associates
GRAP 8	Interests in joint ventures
GRAP 9	Revenue from exchange transactions (as revised in 2010)
GRAP 10	Financial reporting in hyperinflationary economies (as revised in 2010)
GRAP 11	Construction contracts (as revised in 2010)
GRAP 12	Inventories (as revised in 2010)
GRAP 13	Leases (as revised in 2010)
GRAP 14	Events after the reporting date (as revised in 2010)
GRAP 16	Investment property (as revised in 2010)
GRAP 17	Property, plant and equipment (as revised in 2010)
GRAP 19	Provisions, contingent liabilities and contingent assets (as revised in 2010)
GRAP 20	Related party disclosures
GRAP 21	Impairment of non- cash-generated assets
GRAP 23	Revenue from non-exchange transactions (taxes and transfers)
GRAP 24	Presentation of budget information in financial statements
GRAP 25	Employee benefits
GRAP 26	Impairment of cash-generated assets
GRAP 27	Agriculture
GRAP 31	Intangible assets (replace grap 102)
GRAP 100	Discontinued operations (as revised in 2013)
GRAP 103	Heritage assets
GRAP 104	Financial instruments

IGRAP 1	Applying the probability test on initial recognition of exchange revenue
IGRAP 2	Changes in existing decommissioning, restoration and similar liabilities
IGRAP 3	Determining whether an arrangement contains a lease
IGRAP 4	Rights to interests arising from decommissioning, restoration and environmental rehabilitation funds
IGRAP 5	Applying the restatement approach under the standard of grap on financial reporting in hyperinflationary economies
IGRAP 6	Loyalty programmes
IGRAP 7	The limit on a defined benefit asset, minimum funding requirements and their interaction
IGRAP 8	Agreements for the construction of assets from exchange transactions
IGRAP 9	Distributions of non-cash assets to owners
IGRAP 10	Assets received from customers
IGRAP 13	Operating leases – incentives
IGRAP 14	Evaluating the substance of transactions involving the legal form of a lease
IGRAP 15	Revenue – barter transactions involving advertising services
IGRAP 16	Intangible assets - website costs

2.2 Standards and interpretations issued , but not yet effective

Standards of GRAP approved but, for which the Minister of Finance has not yet determined an effective date.

Reference	Topic
GRAP 32	Service concession arrangements: grantor
GRAP 105	Transfers of functions between entities under common control
GRAP 106	Transfers of functions between entities not under common control
GRAP 107	Mergers
GRAP 108	Statutory receivables
IGRAP 17	Service concession arrangements where a grantor controls a significant residual interest in an asset

2.3 Standards approved but not required to apply

Reference	Topic
GRAP 18	Segment reporting

	Economic entity		Controlling entity	
Figures in Rand	**2015**	**2014 Restated**	**2015**	**2014 Restated**

3. Inventories

Land held for distribution and sale	-	693,428,000	-	693,428,000
Consumable stores	43,764,387	46,198,192	43,764,387	46,198,192
Fuel - diesel and petrol	1,277,581	1,443,434	1,277,581	1,443,434
Forestry	702,788	577,831	702,788	577,831
Water stock	6,482,345	5,988,575	6,482,345	5,988,575
	52,227,101	747,636,032	52,227,101	747,636,032
Impairment of inventories	(5,489,800)	(5,071,297)	(5,489,800)	(5,071,297)
	46,737,301	**742,564,735**	**46,737,301**	**742,564,735**
Carrying value of inventories carried at fair value less costs to sell	46,737,301	742,564,735	46,737,301	742,564,735

Inventory has been recorded using the First in First out (FIFO) method.

Impairment of inventory includes redundant and obsolete stock of 2015 (R 5 489 800) : 2014 (R 5 071 297).

During the 2012/13 financial year the department of Human Settlements donated land valued at R 693,4 million to build low cost housing for the community. The municipality was going to be the implementing agent. As such this land was accounted for as inventory and disclosed as such, as expectations were that the project would be under taken within twelve (12) months. However due to funding issues, the project has not been kick-started, and all indications are that it is not going ahead. In view of these developments, management determined that this land should be transferred to property, plant and equipment as at 30 June 2015.

Cost of inventories recognised as an expense

Consumable / workshop stores	56,817,992	65,485,517	56,817,992	65,485,517
Fuel - diesel and petrol	24,977,496	28,410,656	24,977,496	28,410,656
Forestry	14,694,702	10,666,737	14,694,702	10,666,737
Unused water	422,558,489	372,183,066	422,558,489	372,183,066
	519,048,679	**476,745,976**	**519,048,679**	**476,745,976**

4. Trade receivables from non exchange transactions

Other debtors	155,160,203	219,274,428	155,157,703	219,271,928
Land sale debtors	2,330,730	2,330,730	2,330,730	2,330,730
Consumer debtors - rates	221,677,407	174,608,381	221,677,407	174,608,381
	379,168,340	**396,213,539**	**379,165,840**	**396,211,039**

Gross balance

Consumer debtors - rates	469,477,299	380,596,561	469,477,299	380,596,561

Figures in Rand	Economic entity 2015	Economic entity 2014 Restated	Controlling entity 2015	Controlling entity 2014 Restated
Less : Allowance for impairment				
Consumer debtors - rates	(247,799,892)	(205,988,180)	(247,799,892)	(205,988,180)
Net balance				
Consumer debtors - rates	221,677,407	174,608,381	221,677,407	174,608,381
Rates				
Current (0 -30 days)	44,564,843	74,482,616	44,564,843	74,482,616
31 - 60 days	26,631,074	21,416,551	26,631,074	21,416,551
61 - 90 days	17,567,014	11,897,079	17,567,014	11,897,079
91 - 120 days	18,315,076	3,691,858	18,315,076	3,691,858
121 - 365 days	31,112,648	21,754,307	31,112,648	21,754,307
> 365 days	331,286,644	247,354,150	331,286,644	247,354,150
	469,477,299	**380,596,561**	**469,477,299**	**380,596,561**

Trade and other receivables from non exchange transactions were not pledged as security for overdraft facilities.

The Msunduzi Municipality had entered into a memorandum of agreement with the Independent Development Trust (IDT). They were appointed as funding coordinators and as an implementing agent of the municipality's electricity supply and maintenance programme. The Msunduzi Municipality made prepayments to the IDT in terms of this memorandum of agreement. The remaining balance of the prepayments owed to the Msunduzi Municipality by the IDT as at 30 June 2015 was R93.7 million (2014:R168.6 million) .

In terms of IGRAP 1 (Applying the probability test on initial recognition of exchange revenue) trade and other receivables from non exhange transctions had to be accounted for on an accrual basis.

Included in other debtors is a traffic fine debtor of 2015 R 30.5 million : 2014 R 53.5 million.

Credit quality of trade and other receivables from non exchange transactions

Although credit quality can be assessed the municipality did not apply any methods to evaluate the credit quality.

The amount of the provision was 2015 (R 247 799 892) : 2014 (R 205 988 180).

5. Trade and receivables from exchange transactions

Gross balances				
Electricity	561,644,369	502,408,520	561,644,369	502,408,520
Water	629,949,015	558,729,042	629,949,015	558,729,042
Sewerage	141,826,412	117,654,087	141,826,412	117,654,087
Refuse	77,622,034	65,258,556	77,622,034	65,258,556
Housing rental	29,691,668	27,473,780	29,691,668	27,473,780
Market	1,706,242	1,655,921	1,706,242	1,655,921
	1,442,439,740	**1,273,179,906**	**1,442,439,740**	**1,273,179,906**
Less: Allowance for impairment				
Electricity	(279,431,851)	(247,713,939)	(279,431,851)	(247,713,939)
Water	(317,292,871)	(254,452,074)	(317,292,871)	(254,452,074)
Sewerage	(71,828,877)	(58,316,997)	(71,828,877)	(58,316,997)
Refuse	(40,099,590)	(31,758,065)	(40,099,590)	(31,758,065)
Housing rental	(16,837,935)	(13,542,325)	(16,837,935)	(13,542,325)
	(725,491,124)	**(605,783,400)**	**(725,491,124)**	**(605,783,400)**
Net balance				
Electricity	282,212,518	254,694,581	282,212,518	254,694,581
Water	312,656,144	304,276,968	312,656,144	304,276,968
Sewerage	69,997,535	59,337,090	69,997,535	59,337,090
Refuse	37,522,444	33,500,491	37,522,444	33,500,491
Housing rental	12,853,733	13,931,455	12,853,733	13,931,455
Market	1,706,242	1,655,921	1,706,242	1,655,921
	716,948,616	**667,396,506**	**716,948,616**	**667,396,506**

Figures in Rand	Economic entity 2015	Economic entity 2014 Restated	Controlling entity 2015	Controlling entity 2014 Restated
Electricity				
Current (0 -30 days)	136,683,686	262,903,402	136,683,686	262,903,402
31 - 60 days	80,199,611	19,903,675	80,199,611	19,903,675
61 - 90 days	20,052,808	6,537,184	20,052,808	6,537,184
91 - 120 days	6,837,497	14,291,022	6,837,497	14,291,022
121 - 365 days	16,166,838	59,399,044	16,166,838	59,399,044
> 365 days	301,703,929	139,374,193	301,703,929	139,374,193
	561,644,369	**502,408,520**	**561,644,369**	**502,408,520**
Water				
Current (0 -30 days)	48,654,872	86,741,225	48,654,872	86,741,225
31 - 60 days	30,547,953	39,018,948	30,547,953	39,018,948
61 - 90 days	20,543,363	17,697,622	20,543,363	17,697,622
91 - 120 days	15,517,912	6,315,874	15,517,912	6,315,874
121 - 365 days	46,641,247	41,962,045	46,641,247	41,962,045
> 365 days	468,043,668	366,993,328	468,043,668	366,993,328
	629,949,015	**558,729,042**	**629,949,015**	**558,729,042**
Sewerage				
Current (0 -30 days)	11,707,497	20,270,311	11,707,497	20,270,311
31 - 60 days	6,309,716	7,149,917	6,309,716	7,149,917
61 - 90 days	3,602,754	3,364,338	3,602,754	3,364,338
91 - 120 days	3,140,999	1,433,832	3,140,999	1,433,832
121 - 365 days	9,129,940	8,077,042	9,129,940	8,077,042
> 365 days	107,935,506	77,358,647	107,935,506	77,358,647
	141,826,412	**117,654,087**	**141,826,412**	**117,654,087**
Refuse				
Current (0 -30 days)	6,614,036	10,030,647	6,614,036	10,030,647
31 - 60 days	3,289,950	3,774,577	3,289,950	3,774,577
61 - 90 days	1,725,810	1,776,669	1,725,810	1,776,669
91 - 120 days	1,611,431	529,316	1,611,431	529,316
121 - 365 days	4,461,571	4,399,984	4,461,571	4,399,984
> 365 days	59,919,236	44,747,363	59,919,236	44,747,363
	77,622,034	**65,258,556**	**77,622,034**	**65,258,556**
Housing rental				
Current (0 -30 days)	595,292	1,058,195	595,292	1,058,195
31 - 60 days	526,488	937,355	526,488	937,355
61 - 90 days	510,291	468,882	510,291	468,882
91 - 120 days	505,836	461,393	505,836	461,393
121 - 365 days	1,497,697	910,392	1,497,697	910,392
> 365 days	26,056,064	23,637,563	26,056,064	23,637,563
	29,691,668	**27,473,780**	**29,691,668**	**27,473,780**
Market				
Current (0 -30 days)	1,706,242	1,655,921	1,706,242	1,655,921

Figures in Rand	Economic entity 2015	Economic entity 2014 Restated	Controlling entity 2015	Controlling entity 2014 Restated
Summary of debtors by customer classification				
Consumers				
Current (0 -30 days)	168,991,779	125,159,210	168,991,779	125,159,210
31 - 60 days	65,323,189	68,540,173	65,323,189	68,540,173
61 - 90 days	44,656,782	32,735,817	44,656,782	32,735,817
91 - 120 days	35,377,538	12,087,936	35,377,538	12,087,936
121 - 365 days	101,796,420	119,557,699	101,796,420	119,557,699
> 365 days	954,605,716	734,708,954	954,605,716	734,708,954
	1,370,751,424	1,092,789,789	1,370,751,424	1,092,789,789
Less : Allowance for debt impairment	(748,785,642)	(710,884,562)	(748,785,642)	(710,884,562)
	621,965,782	**381,905,227**	**621,965,782**	**381,905,227**
Industrial/ commercial				
Current (0 -30 days)	136,555,311	160,349,094	136,555,311	160,349,094
31 - 60 days	71,699,196	13,588,076	71,699,196	13,588,076
61 - 90 days	20,917,822	5,373,597	20,917,822	5,373,597
91 - 120 days	8,816,289	12,425,933	8,816,289	12,425,933
121 - 365 days	18,578,427	9,664,862	18,578,427	9,664,862
> 365 days	139,531,974	111,506,239	139,531,974	111,506,239
	396,099,019	312,907,801	396,099,019	312,907,801
Less : Allowance for debt impairment	(224,505,374)	(100,833,463)	(224,505,374)	(100,833,463)
	171,593,645	**212,074,338**	**171,593,645**	**212,074,338**
National and provincial government				
Current (0 -30 days)	24,310,365	33,553,945	24,310,365	33,553,945
31 - 60 days	19,346,544	7,375,175	19,346,544	7,375,175
61 - 90 days	6,402,872	3,165,015	6,402,872	3,165,015
91 - 120 days	9,341,851	1,840,583	9,341,851	1,840,583
121 - 365 days	10,068,071	6,523,806	10,068,071	6,523,806
> 365 days	75,596,893	96,137,335	75,596,893	96,137,335
	145,066,596	**148,595,859**	**145,066,596**	**148,595,859**
Total				
Current (0 -30 days)	280,202,510	319,062,249	280,202,510	319,062,249
31 - 60 days	156,368,929	89,503,424	156,368,929	89,503,424
61 - 90 days	71,977,477	41,274,429	71,977,477	41,274,429
91 - 120 days	53,535,678	26,354,452	53,535,678	26,354,452
121 - 365 days	130,442,918	135,746,367	130,442,918	135,746,367
> 365 days	1,169,734,584	1,041,835,546	1,169,734,584	1,041,835,546
	1,862,262,096	**1,653,776,467**	**1,862,262,096**	**1,653,776,467**
Less: Provision for debt impairment				
> 365 days	(725,491,124)	(605,783,400)	(725,491,124)	(605,783,400)
Reconciliation of allowance for impairment				
Balance at beginning of the year	(792,600,962)	(801,836,140)	(792,600,962)	(801,836,140)
Contributions to allowance	(222,109,923)	(112,679,217)	(222,109,923)	(112,679,217)
Debt impairment written off against allowance	41,419,869	121,914,395	41,419,869	121,914,395
	(973,291,016)	**(792,600,962)**	**(973,291,016)**	**(792,600,962)**

Consumer debtors pledged as security

Trade and other receivables from exchange transaction were not pledged as security for overdraft facilities.

Figures in Rand	Economic entity 2015	Economic entity 2014 Restated	Controlling entity 2015	Controlling entity 2014 Restated

Credit quality of trade and other receivables from exchange transactions

The credit quality of trade and other receivable from exchange transactions that are neither past nor due nor impaired can be assessed by reference to external credit ratings or to historical information about counterparty default rates. Although credit quality can be assessed the entity did not apply any methods to evaluate the credit quality.

Trade and other receivables from exchange transactions impaired

The amount of the provision was 2015 (R 725 491 124) : 2014 (R 605 783 400).

6. Short term investment

COID short term investment invested at 6.01%	7,934,708	6,901,834	7,934,708	6,901,834

7. Cash and cash equivalents

Cash and cash equivalents consist of:

Cash on hand	8,265,850	714,929	46,485	45,485
Bank balances	96,550,501	49,926,440	96,550,501	49,926,440
Short term deposits - on call	349,548,304	507,301,338	349,548,304	507,301,338
Short term deposits - fixed	387,987,779	270,000,000	387,987,779	270,000,000
	842,352,434	**827,942,707**	**834,133,069**	**827,273,263**
Average rate of return	6.15	5.48	6.15	5.48

Cash and cash equivalents are classified as financial instruments under the loans and receivable category.

Due to the short term nature of these investments no amortisation was performed.

Fair value is taken at face value.

No cash and cash equivalents were pledged as security for any financial liabilities.

No restrictions exist with regard to the use of cash.

No portion is past due or impaired.

These amounts best represent the maximum exposure to credit risk at the end of the reporting period, without taking account of any collateral held or other credit enhancements.

Credit quality of cash at bank and short term deposits, excluding cash on hand

The credit quality of cash at bank and short term deposits, excluding cash on hand that are neither past due nor impaired can be assessed by reference to external credit ratings. Although credit quality can be assessed the Municipality did not apply any methods to evaluate the credit quality.

The municipality has the following bank accounts

Account number / description	Bank statement balances			Cash book balances		
	30 June 2015	30 June 2014	30 June 2013	30 June 2015	30 June 2014	30 June 2013
FNB - No: 5094187782 (Primary)	101,639,370	-	48,759,355	78,153,399	62,305,372	22,913,333
FNB - No: 50940058750 (Electronic transfers)	-	-	-	(43,925,777)	(47,459,963)	(41,721,246)
FNB - No: 5094187774 (Unpaid cheques)	-	-	(55,547)	-	-	(55,547)
FNB - No: 62058007264 (Slum clearance)	19,031,558	25,755,219	25,511,209	19,380,206	26,277,775	26,033,765
FNB - No: 62065528930 (Library extension)	-	57,750	1,077,916	-	50,732	1,078,538
FNB - No: 62045272143 (Traffic fines)	-	-	22,550	-	-	-
FNB - No: 50941840627 (Market)	5,097,926	2,418,911	4,506,956	2,440,056	1,718,865	18,326
FNB - No: 62069378539 (Oribi airport)	3,244,011	1,495,038	1,099,021	3,244,011	1,495,038	1,099,021
FNB - No: 50930082248 (Forestry)	72,177	30,417	59,776	72,177	30,417	59,776
FNB - No: 62003432846 (Salaries PACs no.1)	149,813	14,931	16,842	149,813	14,931	16,842
FNB - No: 62006041157 (Post Office)	-	-	-	-	-	(10,693)
FNB - No: 62279194650 (Forestry)	5,127,561	1,774,380	279,265	5,127,561	1,774,380	279,265
FNB - No: 62035467978(Safe City)	94,964	86,558	-	94,964	86,558	-
FNB - No: 62035942392(Safe City)	8,122,716	-	-	8,122,716	-	-
Total	**142,580,096**	**31,633,204**	**81,277,343**	**72,859,126**	**46,294,105**	**9,711,380**

8. Agricultural assets

Economic entity	2015			2014 Restated		
	Cost / Valuation	Accumulated depreciation and accumulated impairment	Carrying value	Cost / Valuation	Accumulated depreciation and accumulated impairment	Carrying value
Trees in a plantation forest	44,831,368	-	44,831,368	46,520,046	-	46,520,046

Controlling entity	2015			2014 Restated		
	Cost / Valuation	Accumulated depreciation and accumulated impairment	Carrying value	Cost / Valuation	Accumulated depreciation and accumulated impairment	Carrying value
Trees in a plantation forest	44,831,368	-	44,831,368	46,520,046	-	46,520,046

Reconciliation of agricultural assets - Economic entity - 2015

	Opening balance	Decreases due to harvest / sales	Total
Trees in a plantation forest	46,520,046	(1,688,678)	44,831,368

Reconciliation of agricultural assets - Economic entity - 2014

	Opening balance	Additions through entity combinations	Total
Trees in a plantation forest	37,915,260	8,604,786	46,520,046

Reconciliation of agricultural assets - Controlling entity - 2015

	Opening balance	Decreases due to harvest / sales	Total
Trees in a plantation forest	46,520,046	(1,688,678)	44,831,368

Reconciliation of agricultural assets - Controlling entity - 2014

	Opening balance	Purchases	Total
Trees in a plantation forest	37,915,260	8,604,786	46,520,046

9. Investment property

Economic entity	2015			2014 Restated		
	Cost / Valuation	Accumulated depreciation and accumulated impairment	Carrying value	Cost / Valuation	Accumulated depreciation and accumulated impairment	Carrying value
Investment property	382,805,024	-	382,805,024	362,882,104	-	362,882,104

Controlling entity	2015			2014 Restated		
	Cost / Valuation	Accumulated depreciation and accumulated impairment	Carrying value	Cost / Valuation	Accumulated depreciation and accumulated impairment	Carrying value
Investment property	382,805,024	-	382,805,024	362,882,104	-	362,882,104

Reconciliation of investment property - Economic entity - 2015

	Opening balance	Revaluations	Disposals	Adjustments	Total
Investment property	362,882,104	25,222,920	(300,000)	(5,000,000)	382,805,024

Reconciliation of investment property - Economic entity - 2014

	Opening balance	Additions	Revaluations	Total
Investment property	326,488,524	12,203,000	24,190,580	362,882,104

Reconciliation of investment property - Controlling entity - 2015

	Opening balance	Revaluations	Disposals	Adjustments	Total
Investment property	362,882,104	25,222,920	(300,000)	(5,000,000)	382,805,024

Reconciliation of investment property - Controlling entity - 2014

	Opening balance	Additions	Revaluations	Total
Investment property	326,488,524	12,203,000	24,190,580	362,882,104

The municipality elected to adopt fair value model to accounting for investment properties.

The fair value of investment properties as at 30 June 2015 has been arrived at on the basis of valuation carried out by BPG Mass Appraisals (Pty) Ltd valuers, independent valuers that are not related to the municipality.

BPG Mass Appraisals are members of the Institute of Valuers, and they have appropriate qualifications and recent experience in the valuation of properties in the relevant locations.

The valuations conforms to South Valuation Standards, was arrived at by refence to market evidence of transaction prices for similar properties.

Pledged as security

No investment property has been pledged as security for any financial liabilities.

A register containing the information required by section 63 of the Municipal Finance Management Act is available for inspection at the registered office of the municipality.

10. Property, plant and equipment

Economic entity	2015			2014 Restated		
	Cost / Valuation	Accumulated depreciation and accumulated impairment	Carrying value	Cost / Valuation	Accumulated depreciation and accumulated impairment	Carrying value
Land and buildings	1,490,497,187	(200,184,105)	1,290,313,082	748,220,946	(173,384,466)	574,836,480
Office equipment	15,244	(10,435)	4,809	15,244	(7,687)	7,557
Video and data equipment	7,562,754	(7,213,738)	349,016	7,203,146	(6,374,992)	828,154
Motor vehicles	60,000	(60,000)	-	60,000	(50,000)	10,000
Furniture and fittings	134,014	(129,342)	4,672	134,014	(108,238)	25,776
Computer equipment	50,708	(50,708)	-	50,708	(49,865)	843
Infrastructure	6,451,419,345	(1,721,952,928)	4,729,466,417	6,114,549,648	(1,364,058,005)	4,750,491,643
Community	636,518,005	(243,379,410)	393,138,595	590,743,656	(215,412,379)	375,331,277
Other assets	871,127,272	(425,193,676)	445,933,596	786,364,067	(361,712,708)	424,651,359
Finance leases	4,431,140	(1,652,293)	2,778,847	3,098,861	(347,854)	2,751,007
Biological assets	936,220	-	936,220	995,964	-	995,964
Total	**9,462,751,889**	**(2,599,826,635)**	**6,862,925,254**	**8,251,436,254**	**(2,121,506,194)**	**6,129,930,060**

10. Property, plant and equipment (Continued)

Controlling entity	2015			2014 Restated		
	Cost / Valuation	Accumulated depreciation and accumulated impairment	Carrying value	Cost / Valuation	Accumulated depreciation and accumulated impairment	Carrying value
Land and buildings	1,490,497,186	(200,184,105)	1,290,313,081	748,220,946	(173,384,466)	574,836,480
Infrastructure	6,451,419,345	(1,721,952,928)	4,729,466,417	6,114,549,648	(1,364,058,005)	4,750,491,643
Community	636,518,005	(243,379,410)	393,138,595	590,743,656	(215,412,379)	375,331,277
Other assets	871,127,272	(425,193,676)	445,933,596	786,364,067	(361,712,708)	424,651,359
Finance leases	4,431,140	(1,652,293)	2,778,847	3,098,861	(347,854)	2,751,007
Biological assets	936,220	-	936,220	995,964	-	995,964
Total	**9,454,929,168**	**(2,592,362,412)**	**6,862,566,756**	**8,243,973,142**	**(2,114,915,412)**	**6,129,057,730**

Reconciliation of property, plant and equipment - Economic entity - 2015

	Opening balance	Additions	Adjustments	Disposals	Capital work in progress	Impairments	Depreciation	Total
Land and buildings	574,836,480	47,277,043	693,428,000	(5,122,245)	6,693,444	-	(26,799,640)	1,290,313,082
Office equipment	7,557	-	-	-	-	-	(2,748)	4,809
Video and data equipment	828,154	359,608	-	-	-	-	(838,746)	349,016
Motor vehicles	10,000	-	-	-	-	-	(10,000)	-
Furniture and fittings	25,776	-	-	-	-	-	(21,104)	4,672
Computer equipment	843	-	-	-	-	-	(843)	-
Infrastructure	4,750,491,643	57,816,877	-	(23,609)	279,080,550	(15,018,265)	(342,880,779)	4,729,466,417
Community	375,331,277	7,433,819	(2,628,737)	-	40,969,266	(787,471)	(27,179,559)	393,138,595
Other assets	424,651,359	51,997,915	-	(480,587)	35,821,063	(324,276)	(65,731,878)	445,933,596
Finance leases	2,751,007	1,332,280	-	-	-	-	(1,304,440)	2,778,847
Biological assets	995,964	-	(59,744)	-	-	-	-	936,220
	6,129,930,060	**166,217,542**	**690,739,519**	**(5,626,441)**	**362,564,323**	**(16,130,012)**	**(464,769,737)**	**6,862,925,254**

Reconciliation of property, plant and equipment - Economic entity - 2014

	Opening balance	Additions	Adjustments	Disposals	Capital work in progress	Impairments	Depreciation	Total
Land and buildings	545,571,475	55,994,908	(15,291,896)	-	10,110,811	-	(21,548,818)	574,836,480
Office equipment	-	8,244	-	-	-	-	(687)	7,557
Video and data equipment	-	831,313	-	-	-	-	(3,159)	828,154
Motor vehicles	22,000	-	-	-	-	-	(12,000)	10,000
Furniture and fittings	25,776	7,391	-	-	-	-	(7,391)	25,776
Computer equipment	4,531	-	-	-	-	-	(3,688)	843

Reconciliation of property, plant and equipment - Economic entity - 2014

	Opening balance	Additions	Adjustments	Disposals	Capital work in progress	Impairments	Depreciation	Total
Infrastructure	4,876,803,162	90,585,275	-	(6,028,880)	140,155,829	(222,450)	(350,801,293)	4,750,491,643
Community	389,659,210	828,608	2,873,593	-	14,736,635	-	(32,766,769)	375,331,277
Other assets	440,004,315	37,920,355	46,755	(51,990,823)	1,124,432	-	(2,453,675)	424,651,359
Finance leases	3,098,860	-	-	-	-	-	(347,853)	2,751,007
Biological assets	648,261	347,703	-	-	-	-	-	995,964
	6,255,837,590	**186,523,797**	**(12,371,548)**	**(58,019,703)**	**166,127,707**	**(222,450)**	**(407,945,333)**	**6,129,930,060**

Reconciliation of property, plant and equipment - Controlling entity - 2015

	Opening balance	Additions	Adjustments	Disposals	Capital work in progress	Depreciation	Impairments	Total
Land and buildings	574,836,480	47,277,043	693,427,999	(5,122,245)	6,693,444	(26,799,640)	-	1,290,313,081
Infrastructure	4,750,491,643	57,816,877	-	(23,609)	279,080,550	(342,880,779)	(15,018,265)	4,729,466,417
Community	375,331,277	7,433,819	(2,628,737)	-	40,969,266	(27,179,559)	(787,471)	393,138,595
Other assets	424,651,359	51,997,915	-	(480,587)	35,821,063	(65,731,878)	(324,276)	445,933,596
Finance leases	2,751,007	1,332,280	-	-	-	(1,304,440)	-	2,778,847
Biological assets	995,964	-	(59,744)	-	-	-	-	936,220
	6,129,057,730	**165,857,934**	**690,739,518**	**(5,626,441)**	**362,564,323**	**(463,896,296)**	**(16,130,012)**	**6,862,566,756**

Reconciliation of property, plant and equipment - Controlling entity - 2014

	Opening balance	Additions	Adjustments	Disposals	Capital work in progress	Impairment	Depreciation	Total
Land and buildings	545,571,475	55,994,908	(15,291,896)	-	10,110,811	-	(21,548,818)	574,836,480
Infrastructure	4,876,803,162	90,585,275	-	(6,028,880)	140,155,829	(222,450)	(350,801,293)	4,750,491,643
Community	389,659,210	828,608	2,873,592	-	14,736,636	-	(32,766,769)	375,331,277
Other assets	440,004,315	37,920,355	46,755	(51,990,823)	1,124,432	-	(2,453,675)	424,651,359
Finance leases	3,098,860	-	-	-	-	-	(347,853)	2,751,007
Biological assets	648,261	347,703	-	-	-	-	-	995,964
	6,255,785,283	**185,676,849**	**(12,371,549)**	**(58,019,703)**	**166,127,708**	**(222,450)**	**(407,918,408)**	**6,129,057,730**

Pledged as security

No property, plant and equipment was placed as security for financial liabilities.

Refer to Appendix B for the detailed property,plant and equipment schedule.

During the 2013/2014 and 2014/2015 financial years the municipality undertook conditional assessment of community and infrastructure assets, which culminated in the decrease in remaining useful lives of assets. This resulted in the significant increase in depreciation.

The economic entity elected to adopt depreciated replacement cost to calculate impairment. The impairment loss amounted to R 16.753 million for the period ending 30 June 2015.

The economic entity is required to measure the residual value of all items of property plant and equipment. Management has determined that none of its infrastructural assets has any active market value, and the value of at the end of their useful lives would therefore be nil or insignificant during the current financial year.

During the current financial year, the economic entity reviewed the estimated useful lives and residual values of property plant and equipment, where appropriate.

During the 2012/13 financial year the department of Human Settlements donated land valued at R 693,4 million to build low cost housing for the community. The municipality was going to be the implementing agent. As such this land was accounted for as inventory and disclosed as such, as expectations were that the project would be under taken within twelve (12) months.

However due to funding issues, the project has not been kick-started, and all indications are that it is not going ahead. In view of these developments, management determined that this land should be transferred to property, plant and equipment as at 30 June 2015.

11. Intangible assets

Economic entity	2015			2014 Restated		
	Cost / Valuation	Accumulated amortisation and accumulated impairment	Carrying value	Cost / Valuation	Accumulated amortisation and accumulated impairment	Carrying value
Computer software	37,957,232	(21,549,479)	16,407,753	22,239,862	(20,776,524)	1,463,338
Servitudes	803,846	-	803,846	803,846	-	803,846
Total	**38,761,078**	**(21,549,479)**	**17,211,599**	**23,043,708**	**(20,776,524)**	**2,267,184**

Controlling entity	2015			2014 Restated		
	Cost / Valuation	Accumulated amortisation and accumulated impairment	Carrying value	Cost / Valuation	Accumulated amortisation and accumulated impairment	Carrying value
Computer software	37,957,232	(21,549,479)	16,407,753	22,239,862	(20,776,524)	1,463,338
Servitudes	803,846	-	803,846	803,846	-	803,846
Total	**38,761,078**	**(21,549,479)**	**17,211,599**	**23,043,708**	**(20,776,524)**	**2,267,184**

Reconciliation of intangible assets - Economic entity - 2015

	Opening balance	Additions	Adjustments	Capital work in progress	Accumulated amortisation	Total
Computer software	1,463,338	1,111,073	(133,717)	14,606,297	(639,238)	16,407,753
Servitudes	803,846	-	-	-	-	803,846
	2,267,184	**1,111,073**	**(133,717)**	**14,606,297**	**(639,238)**	**17,211,599**

Reconciliation of intangible assets - Economic entity - 2014

	Opening balance	Accumulated amortisation	Total
Computer software	22,239,862	(20,776,524)	1,463,338
Servitudes	803,846	-	803,846
	23,043,708	**(20,776,524)**	**2,267,184**

Reconciliation of intangible assets - Controlling entity - 2015

	Opening balance	Additions	Adjustments	Capital work in progress	Accumulated amortisation	Total
Computer software	1,463,338	1,111,073	(133,717)	14,606,297	(639,238)	16,407,753
Servitudes	803,846	-	-	-	-	803,846
	2,267,184	**1,111,073**	**(133,717)**	**14,606,297**	**(639,238)**	**17,211,599**

Reconciliation of intangible assets - Controlling entity - 2014

	Opening balance	Accumulated amortisation	Total
Computer software	22,239,862	(20,776,524)	1,463,338
Servitudes	803,846	-	803,846
	23,043,708	**(20,776,524)**	**2,267,184**

Pledged as security

Carrying value of intangible assets have not been pledged as security.

The Msunduzi Municipality has elected to use cost model when accounting for intangible assets,

After initial recognition, an intangible asset shall be carried at its cost less any accumulated amortisation and any accumulated impairment losses.

12. Heritage assets

Economic entity	2015			2014 Restated		
	Cost / Valuation	Accumulated impairment losses	Carrying value	Cost / Valuation	Accumulated impairment losses	Carrying value
Art Collections, antiquities and exhibits	230,967,936	(22,973)	230,944,963	229,701,625	-	229,701,625

Controlling entity	2015			2014 Restated		
	Cost / Valuation	Accumulated impairment losses	Carrying value	Cost / Valuation	Accumulated impairment losses	Carrying value
Art Collections, antiquities and exhibits	230,967,936	(22,973)	230,944,963	229,701,625	-	229,701,625

Reconciliation of heritage assets Economic entity - 2015

	Opening balance	Additions	Capital work in progress	Adjustments	Impairment	Total
Art Collections, antiquities and exhibits	229,701,625	381,246	2,153,524	(1,268,459)	(22,973)	230,944,963

Reconciliation of heritage assets Economic entity - 2014

	Opening balance	Additions	Capital work in progress	Revaluation	Total
Art Collections, antiquities and exhibits	176,969,036	103,444	500,000	52,129,145	229,701,625

Reconciliation of heritage assets Controlling entity - 2015

	Opening balance	Additions	Capital work in progress	Adjustments	Impairment	Total
Art Collections, antiquities and exhibits	229,701,625	381,246	2,153,524	(1,268,459)	(22,973)	230,944,963

Reconciliation of heritage assets Controlling entity - 2014

	Opening balance	Additions	Additions through entity combinations	Revaluation	Total
Art Collections, antiquities and exhibits	176,969,036	103,444	500,000	52,129,145	229,701,625

Pledged as security

No heritage assets has been pledged as security for any financial liabilities.

Revaluations

The Msunduzi Municipality has elected to use cost model when accounting for heritage assets, except for artworks.

After recognition as an asset, a class of heritage assets shall be carried at its cost less less any accumulated impairment losses.

Full compliance with GRAP 103 has been effected retrospectively as at 1 April 2012.

However a class of heritage assets (artworks) have been revalued upwards for an amount of R 52 129 145 due to it nature.

The effective date of the revaluations was 31 October 2014.

Revaluations were performed by an independent valuer, Gilfillan 'Scott-Berning and are not connected to the entity.

Refer to the close out report for method of valuation.

List of heritage assets where the values cannot be determined

1. Legal Deposit collection at the Bessie Head Library

In 1916, the Natal Society Library (now the Msunduzi Municipal Library – Bessie Head Library) was identified as one of 5 libraries in South Africa accorded Legal Deposit status. This privilege helped make it into one of South Africa's major research and information libraries. Legal Deposit Libraries play a unique and very important role as custodians, in perpetuity, of this country's cultural wealth and information. They also have to make this information available, as widely as possible, to the citizens of South Africa. The Legal Deposit Collection has become an important asset. Since 1916, the Msunduzi Municipal Library has amassed a huge collection of South African books, pamphlets, periodicals, maps and newspapers which it has to preserve for future generations.

2. Mahatma Gandhi Statue

The Statue was donated to the municipality in 1993 by the PMB Gandhi Memorial society in commemoration of the anniversary of Gandhi's eviction from a train at the Pietermaritzburg train station.

3. Highfield Road – (Site no. 166)

The land has been identified as a conservation site due to the endangered species of the Hilton Daisy, Gerbera aurantiaca. The Hilton daisy is a strikingly beautiful grassland plant that occurs around Pietermaritzburg in KwaZulu-Natal. The species is under considerable threat of extinction due to habitat fragmentation and degradation resulting from agriculture and urban sprawl.

4. City Hall Surrounding Garden and Memorial Plaque

This area has been identified as a heritage asset.

5. Tatham Art Gallery Gardens

This area has been identified as a heritage asset.

6. Alexandra Park

This area has been identified as a heritage asset.

7. Mayoral Chain

Stored in a secure safe at city hall

	Economic entity		Controlling entity	
Figures in Rand	**2015**	**2014 Restated**	**2015**	**2014 Restated**
13. Other financial assets				
Designated at fair value				
Fixed deposits - long term medium term investment Terms and conditions	46,081	46,081	46,081	46,081

Figures in Rand	Economic entity 2015	Economic entity 2014 Restated	Controlling entity 2015	Controlling entity 2014 Restated
At amortised cost				
Educational facilities * The Maritzburg Golf Club was granted a loan on the 31st December 1970 of R139 000 for the construction of a golf course and buildings for a period of 50 years at at rate of 0% with yearly repayments of R2 780.00. * Maritzburg Rugby Sub-Union was granted a loan on the 31st December 1968 of R150 000 to undertake capital improvements at Woodburn Stadium for a period of 50 years at rate of 7.5 % with yearly repayments of R 11 560.86. * Maritzburg Rugby Sub-Union was granted a loan on the 31st December 1992 of R200 000 to undertake the provision of flood lighting at Woodburn Stadium for a period of 20 years at rate of 19 % with yearly repayments of R 39 210.00.	9,229,180	8,330,621	9,229,180	8,330,621
Loans and receivables 3	284,973	288,898	284,973	288,898
Department of Human Settlements - low cost housing These projects relate to work that was completed and paid for by the municipality. Claims were prepared by the municipality's consultants/implementing agents to recover the funds from the Dept of Human Settlements. To date no funding has been received in respect for these low cost housing projects.	968,161	968,161	968,161	968,161
	10,482,314	9,587,680	10,482,314	9,587,680

Schemes	Average loan period	Average interest rate	Average purchase price	Loan balance	Arrears
Woodlands 3	30	15	7,498	22,124	2,784
Woodlands 7	31	14	7,940	1,440,420	336,922
Woodlands 8	30	14	6,830	25,360	2,879
Woodlands 9	30	14	6,830	79,821	9,536
Northdale 1 - sub economic	30	14	16,487	44,099	10,587
Northdale 9	30	13	28,966	625,093	80,299
Northdale 10	30	14	13,779	413,245	67,826
Northdale 11	20	11	13,120	59,482	2,534
Northdale 12	30	15	31,485	180,919	12,504
Eastwood 1	29	14	12,802	839,221	132,538
Eastwood 2	30	14	10,594	746,422	182,048
Glenwood	31	14	29,163	1,563,913	172,548
Glenwood - selfhelp	29	14	21,871	3,008,472	477,913
Riverbend 1	30	15	17,665	43,156	-
	-	-	-	**9,091,747**	**1,490,918**

Total other financial assets	10,528,395	9,633,761	10,528,395	9,633,761
Non-current assets				
At amortised cost	10,482,314	9,587,680	10,482,314	9,587,680
Current assets				
Designated at fair value	46,081	46,081	46,081	46,081

Figures in Rand	Economic entity 2015	Economic entity 2014 Restated	Controlling entity 2015	Controlling entity 2014 Restated
14. Other financial liabilities				
At amortised cost				
External loans	593,313,820	539,519,432	593,313,820	539,519,432
DBSA - funding required for capital expenditure Loans bear an interest rate between 6.75% and 16.50%. Loans are repayable over a period between 12 to 30 years, repayments are made quarterly and bi-annually.				
RMB - funding required for capital expenditure. Loans bear an interest rate between 11.38% and 14.18%. Loans are repayable over a period between 10 to 12 years, repayments were made monthly.				
INCA - funding required for capital expenditure. Loans bear an interest rate between 11.38%. Loans are repayable over a period of 10 years, repayments were made bi-annually.				
During the reporting period the municipality did not default on any of the interest or capital repayments of the external loan.				
No terms and conditions of the finance leases were re-negotiated.				
Refer to Appendix A for further details on long term liabilities.				
Non-current liabilities				
At amortised cost	541,301,371	496,828,777	541,301,371	496,828,777
Current liabilities				
At amortised cost	52,012,449	42,690,655	52,012,449	42,690,655
15. Finance lease obligation				
Minimum lease payments due				
- within one year	2,694,666	967,531	2,694,666	967,531
- in second to fifth year inclusive	4,703,258	4,095,370	4,703,258	4,095,370
	7,397,924	5,062,901	7,397,924	5,062,901
less: future finance charges	(2,002,698)	(999,952)	(2,002,698)	(999,952)
Present value of minimum lease payments	**5,395,226**	**4,062,949**	**5,395,226**	**4,062,949**
Present value of minimum lease payments due				
- within one year	1,779,005	729,364	1,779,005	729,364
- in second to fifth year inclusive	3,616,221	3,333,585	3,616,221	3,333,585
	5,395,226	**4,062,949**	**5,395,226**	**4,062,949**
Non-current liabilities	2,099,415	3,328,605	2,099,415	3,328,605
Current liabilities	1,511,829	338,004	1,511,829	338,004
	3,611,244	**3,666,609**	**3,611,244**	**3,666,609**

The average lease term was 6.5 years and the average effective borrowing rate 2015 (13 %): 2014 (12%).

The entity did not default on any of the interest or capital repayments of the finance leases.

No terms and conditions of the finance leases were re-negotiated.

Refer to Appendix A for further details on finance leases.

Figures in Rand	Economic entity 2015	Economic entity 2014 Restated	Controlling entity 2015	Controlling entity 2014 Restated
16. Payables from exchange transactions				
Trade payables	101,141,493	57,388,596	101,141,493	57,388,596
Other payables	65,286,948	9,942,570	65,286,948	9,942,570
Other deposits	1,287,834	1,181,165	1,287,834	1,181,165
Other payables accrued	60,117,836	56,798,441	60,117,836	56,798,441
Retentions	26,923,642	18,978,684	26,923,642	18,978,684
Other payables accrued	274,180,700	242,777,279	274,148,845	242,777,279
Debtors with credit balances	70,641,164	65,931,507	70,641,164	65,931,507
	599,579,617	**452,998,242**	**599,547,762**	**452,998,242**
17. VAT payable				
VAT payable	40,430,375	49,453,190	39,492,243	49,453,190

VAT is payable on the receipt basis.

VAT is only declared to SARS on receipt of payment from consumers.

18. VAT receivable				
VAT receivable	-	40,918	-	-
19. Consumer deposits				
Refuse	9,820,723	8,172,827	9,820,723	8,172,827
Electricity	30,742,146	36,249,602	30,742,146	36,249,602
Water	43,521,431	36,120,185	43,521,431	36,120,185
Sewer	5,394,356	4,566,456	5,394,356	4,566,456
	89,478,656	**85,109,070**	**89,478,656**	**85,109,070**

Included in deposits is an accrual of interest at an effective interest of 4% per annum.

Balance on the interest reserve: R 22 786 265 as at 30 June 2015 and R 19 458 111 as at 30 June 2014.

Guarantees in lieu of electricity and water deposits	3,118,416	11,832,400	3,118,416	11,832,400

20. Retirement benefit obligations

Defined contribution and benefit plan

The Council provides retirement benefits to its employees by contributing to a either a pension or provident fund.

Membership to either a pension or provident fund is compulsory for all permanent employees.

The majority of the members and the Council contributes to the Natal Joint Municipal Pension (NJMP) and Provident funds, employees contributing to South African Local Authorities Pension Fund (SALA), Associated Institution Pension Fund (AIPF), Pietermaritzburg Provident Fund and Government Employees Pension Fund (GEPF). Employees contributing to SALA, AIPF, Pietermaritzburg Provident Fund and GEPF make up the minority of members contribution to the pension funds.

The Msunduzi Municipality's liability in these funds can not be determined owing mainly to the assets not being allocated to each employer and one set of financial's being compiled for each fund and not for each contributing employer.

The majority of personnel are members of the following pension funds:

1. Kwa-Zulu-Natal Joint Municipal Provident Fund

An actuarial valuation was performed on 31 March 2014 by Argen Actuarial Solutions.

Results of the valuation

The Fund self-insures its risk benefits in excess of the full benefit. It therefore maintains a Risk Reserve Account as a measure of protection against volatility in claims experience. The amount of R 21 123 000 required to be held in the Risk Reserve Account.

The Fund is financially sound as at the valuation date.

Benefits of the fund:

- Pension age - 65 years
- Earliest retirement age - 58 years (55 years if more than 10 years continuous service)
- Full benefit - Initial transfer plus member's contributions plus employer's contributions for full benefits plus investment earnings and bonuses.
- Member's portion of full benefits - Initial transfer plus members contributions plus local authorities contributions for full benefits plus interim, special and final bonuses
- Benefit on retirement after earliest retirement age or pension age - Full benefit.
- Benefit on retirement because of ill health - Full benefit.
- Benefit on death in service - Full benefit plus 0.7% of annual pensionable salary for each month of potential service to a maximum of 2.1 years salary.

Contributions of the fund:

- **Members contributions**

Members may choose to contribute at a rate of 5%, 7% or 9.25% of their pensionable emoluments in terms of regulation 14(a)

- **Local Authorities Contributions**

Participating employers contribute at a rate of 1.95 times of the rate of members contribution in terms of regulation 17(1)(b)

Benchmark:

The benchmark asset allocation determined as being appropriate for the fund, which takes cognisance of membership and liability profile, is stated below:

Investments:	
Domestic	1,811 874,000
International Investments	450,267,000
Risk Reserve Account	21,123,000
Membership	11,448

2. Natal Joint Municipal Pension Fund: (Superannuation) interim actuarial valuation

An actuarial valuation was performed on 31 March 2014 by Argen Actuarial Solutions.

The market value of the Fund's assets was R 8,923,854,000 as at 31 March 2014.

The funding level in respect of contributory members has increased to 100% from 97.9%.

The regulations of the fund have been amended with effect from 1 July 2004, so that the Committee of Management is able to levy a separate surcharge on local authorities which grant excessive salary increases, thereby causing a financial strain on the Fund to the detriment of other stakeholders.

The employers are no longer permitting members to join the Fund, so that it is effectively closed to new members. This means that the average age will increase over time which, in turn, means that the required rate of contribution will also increase.

Thus, once the surcharge ceases, the underlying rate of contribution will not be sufficient to meet the cost of the benefits. It is necessary to set aside a reserve to hold assets equal to the expected shortfall. For this reason a "Contribution Reserve is held equal to the present value of the shortfall in terms of the Financial Services Board's Circular PF117 for the 5 years to 2015 when it is expected that the surcharge will cease.

Benefits of the fund:

- Members Contributions - 9.25% of pensionable salaries.
- Pension age 65 years
- Final average salary - average annual pensionable salaries during the last year of service.
- Pension on retirement at pension age - 2.2% of final average emoluments per year of continuous service.
- Lump sum on retirement at pension age - 8.25% of final average emoluments per year of service.
- Pension on retirement because of ill-health (minimum ten years continuous service) - pension as for retirement at pension age
- Lump sum on retirement because of ill-health (minimum 10 years continuous service) - lump sum as for retirement at pension age.
- Lump sum on retirement because of ill health (less than ten years continuous service) - the greater of the resignation benefit or twice the members contributions.
- Surviving Spouses pension on death in service - 1,2% of final average emoluments per year of continuous service that the member would have had at the pension age.
- Surviving Spouses pension on death of pensioner - 1,22% (0,77% in the case of a pensioner who retired before 1 July 1999) of final average emoluments per year of continuous service.
- Lump sum on death in service - Annual pensionable emoluments.10.75% of final average salaries
- Withdrawal - members contribution plus 5/12% for each month of continuous service (the addition is approximately equal to compound interest at 10% a year) and increased by 5% for each complete year of service up to a maximum of 20 years.

Benchmark :

Investments

Domestic	7,104,533,000
International	1,948,213,000
Membership	4,964

	Economic entity		Controlling entity	
Figures in Rand	**2015**	**2014 Restated**	**2015**	**2014 Restated**

The employees of the Council as well as the Council as employer, contribute to municipal pension,retirement and various provident funds as listed below:

Pension and provident funds				
Natal Joint Pension Fund	101,221,701	100,351,593	101,221,701	100,351,593
Natal Joint Provident Fund	43,748,365	35,861,101	43,748,365	35,861,101
Government Employees Pension Fund	4,018,626	4,268,195	4,018,626	4,268,195
Associated Institution Pension Fund	159,893	149,727	159,893	149,727
South Africa Local Authorities Pension Fund	585,665	637,677	585,665	637,677
Councillors Pension Fund	6,202,679	5,822,019	6,202,679	5,822,019
Dynamique Ambrella (Pietermaritzburg Provident Fund)	480,149	477,653	480,149	477,653
LGM retirement for municipal manager	159,791	-	159,791	-
Umgeni Water Provident Fund	304,506	276,175	304,506	276,175
	156,881,375	**147,844,140**	**156,881,375**	**147,844,140**

Post retirement benefit plan

Post retirement medical aid plan

The municipality operates on 6 accredited medical aid schemes, namely:

1. Bonitas,
2. Discovery Health,
3. Hosmed,
4. Key-Health,
5. LA Health
6. SAMWU Med,

Pensioners continue on the option they belonged to on the day of their retirement

The last post-employment health care benefits actuarial valuation in terms of GRAP 25 was done by Arch Actuarial Consulting for the period ending 30 June 2015.

The valuation undertaken in accordance with the requirements of Professional Guidance Note (PPN) 301 of the Actuarial Society of South Africa.

According to the last valuation the accrued liability amounted to R 609.9 million as at 30 June 2015.

A reconciliation of Msunduzi's accrued liability for the year ending 30 June 2015 is set out below:

The amounts recognised in the statement of financial position are as follows:

Carrying value				
Present value of the defined benefit obligation-wholly unfunded	609,937,137	559,848,366	609,937,137	559,848,366

Changes in the present value of the defined benefit obligation are as follows:

Opening balance	559,848,366	480,277,982	559,848,366	480,277,982
Net expense recognised in the statement of financial performance	50,088,771	79,570,384	50,088,771	79,570,384
	609,937,137	**559,848,366**	**609,937,137**	**559,848,366**
Non-current liabilities	(591,899,445)	(543,597,210)	(591,899,445)	(543,597,210)
Current liabilities	(18,037,692)	(16,251,156)	(18,037,692)	(16,251,156)
	(609,937,137)	**(559,848,366)**	**(609,937,137)**	**(559,848,366)**

Figures in Rand	Economic entity 2015	Economic entity 2014 Restated	Controlling entity 2015	Controlling entity 2014 Restated
Net expense recognised in the statement of financial performance				
Current service cost	19,566,163	15,360,571	19,566,163	15,360,571
Interest cost	50,597,106	41,089,443	50,597,106	41,089,443
Actuarial (gains) or losses	(3,823,342)	38,186,418	(3,823,342)	38,186,418
Expected return on plan assets	(16,251,156)	(15,066,048)	(16,251,156)	(15,066,048)
	50,088,771	**79,570,384**	**50,088,771**	**79,570,384**
Calculation of actuarial gains and losses				
Actuarial (gains) losses – obligation	(3,823,342)	38,186,418	(3,823,342)	38,186,418
Changes in the fair value of retirement benefit obligation liability:				
Opening balance	559,848,366	480,277,982	559,848,366	480,277,982
Contributions by employer	50,088,771	79,570,384	50,088,771	79,570,384
	609,937,137	**559,848,366**	**609,937,137**	**559,848,366**

Key assumptions used

Assumptions used at the reporting date:

The projected unit credit method is used as the standard valuation methodology for the valuation done during the reporting period.

Discount rates used	8.77%	9.17%	8.77%	9.17%
Expected rate of return on assets	7.97%	8.31%	7.97%	8.31%
Expected pension increases	8.96%	6.81%	8.96%	6.81%

Sensitivity analysis

Base	609,337,000	559,848,000	609,337,000	559,848,000
-1%	526,795,000	248,825,292	526,795,000	248,825,292
+1%	709,747,000	649,908,000	709,747,000	649,908,000

The employees of the Council as well as the Council as employer, contribute to municipal medical aids as listed below:

LA Health	36,789,665	30,227,413	36,789,665	30,227,413
Key Health	29,570,102	29,467,747	29,570,102	29,467,747
Samwumed	2,329,842	2,779,678	2,329,842	2,779,678
Discovery	133,194	121,668	133,194	121,668
Bonitas	17,078,912	15,633,562	17,078,912	15,633,562
Hosmed	697,893	527,037	697,893	527,037
	86,599,608	**78,757,105**	**86,599,608**	**78,757,105**

Figures in Rand	Economic entity 2015	Economic entity 2014 Restated	Controlling entity 2015	Controlling entity 2014 Restated

21. Unspent conditional grants

Unspent conditional grants and receipts comprises of:

Unspent conditional grants and receipts				
Alexander Park athletic track	-	19,075	-	19,075
Greater Edendale development initiative	2,812,009	3,354,146	2,812,009	3,354,146
Housing and Jika Joe Settlement	27,561,119	37,200,815	27,561,119	37,200,815
Expanded public works programme	-	1,585	-	1,585
Library and Municipal Library	639,567	8,661,544	639,567	8,661,544
Municipal infrastructure grant	582	16,172,967	582	16,172,967
Neighbourhood development partnership grant	9,304,976	5,893,233	9,304,976	5,893,233
Public transportation infrastructure	37,903,967	95,646,428	37,903,967	95,646,428
Municipal systems improvement grant (MSIG)	-	291,977	-	291,977
Market and Freedom Square Tourism Hub	461,430	6,903,478	461,430	6,903,478
Electricity	105,421	8,932,075	105,421	8,932,075
Electricity side demand management grant	-	5,000,000	-	5,000,000
Spoornet	403,381	382,077	403,381	382,077
Tatham Art Gallery	1,802	106,912	1,802	106,912
Urban renewal	2,190,200	-	2,190,200	-
Municipal water services infrastructure grant	-	10	-	10
Sanitation bucket eradication	-	3,535	-	3,535
Operation Dlulisumlando	1,500,000	1,500,000	1,500,000	1,500,000
Wadely stadium	-	121,000	-	121,000
Publicity house	27,781	1,417,166	27,781	1,417,166
Integrated national electrification programme	25,345,276	106,884,506	25,345,276	106,884,506
Community development workers	-	722	-	722
Community communication initiative	-	621	-	621
Water service delivery plan	-	242	-	242
Youth advisory centre	-	35,420	-	35,420
	108,257,511	**298,529,534**	**108,257,511**	**298,529,534**

Movement during the year				
Balance at the beginning of the year	298,529,534	170,460,191	298,529,534	170,460,191
Current year receipts and interest	378,313,895	479,734,027	378,313,895	479,734,027
Funds paid to National Treasury / grant provider	(76,822,939)	(30,449,544)	(76,822,939)	(30,449,544)
Funds still to be received from KZN - Provincial Treasury for Nhlalakahle informal settlement electrification project	-	181,941	-	181,941
Funds still be received from Department of Human Settlements for Jika Joe informal settlement	-	12,197,884	-	12,197,884
Conditions met - transferred to revenue	(491,762,979)	(333,594,965)	(491,762,979)	(333,594,965)
	108,257,511	**298,529,534**	**108,257,511**	**298,529,534**

The extent of government grants recognised in the Statement of financial performance relates to the portion of the grant where the conditions have been fulfilled.

Unfulfilled conditions and other contingencies attaching to government assistance that has been recognised as a liability in the Statement of financial position.

Refer to Appendix E for details of unspent conditional grants, receipts and transfers from National and Provincial Government and other departments.

Figures in Rand	Economic entity 2015	Economic entity 2014 Restated	Controlling entity 2015	Controlling entity 2014 Restated

These amounts are invested in a ring-fenced investment until utilised.

National grants	100,115,919	267,087,696	100,115,919	267,087,696
Provincial grants	4,896,618	26,094,477	4,896,618	26,094,477
Other conditional grants	3,244,974	5,347,361	3,244,974	5,347,361
	108,257,511	**298,529,534**	**108,257,511**	**298,529,534**

22. Provisions

Reconciliation of provisions - Economic entity - 2015

	Opening Balance	Additions	Total
Performance bonus	792,315	211,967	1,004,282
Long service awards	6,084,404	(55,053)	6,029,351
Landfill rehabilitation	61,002,002	847,675	61,849,677
	67,878,721	**1,004,589**	**68,883,310**

Reconciliation of provisions - Economic entity - 2014

	Opening Balance	Additions	Reversed during the year	Total
Performance bonus	682,489	792,315	(682,489)	792,315
Long service awards	3,714,230	2,370,174	-	6,084,404
Landfill rehabilitation	55,456,365	5,545,637	-	61,002,002
	59,853,084	**8,708,126**	**(682,489)**	**67,878,721**

Reconciliation of provisions - Controlling entity - 2015

	Opening Balance	Additions	Total
Performance bonus	792,315	211,967	1,004,282
Long service awards	6,084,404	(55,053)	6,029,351
Landfill rehabilitation provision	61,002,002	847,675	61,849,677
	67,878,721	**1,004,589**	**68,883,310**

Reconciliation of provisions - Controlling entity - 2014

	Opening Balance	Additions	Reversed during the year	Total
Performance bonus	682,489	792,315	(682,489)	792,315
Legal proceedings	3,714,230	2,370,174	-	6,084,404
Landfill rehabilitation	55,456,365	5,545,637	-	61,002,002
	59,853,084	**8,708,126**	**(682,489)**	**67,878,721**

Non-current liabilities	61,849,677	61,002,002	61,849,677	61,002,002
Current liabilities	7,033,633	6,876,719	7,033,633	6,876,719
	68,883,310	**67,878,721**	**68,883,310**	**67,878,721**

The landfill site provision represents management's best estimate of the municipality's rehabilitation liability based on an valuation provided by an external consultant on the remaining useful life of the landfill site.

Envitech Solutions was appointed to provide the provision for the programme for closure of the New England Road landfill site.

Alien vegetation provision

According to the National Environmental Management Act, 1998 (Act No. 107 of 1998) the municipality was encouraged to recognise a provision in this regard.

Figures in Rand	Economic entity 2015	Economic entity 2014 Restated	Controlling entity 2015	Controlling entity 2014 Restated

The Department of Agriculture has since 2006 provided considerable support to the Msunduzi Municipality in terms of clearing listed alien invasive plants.

The Msunduzi Municipality's involvement and responsibility is effectively operational support to the Department of Agriculture terms of clearing listed alien invasive plants

During the reporting period work was carried out in the following areas:

*Follow up conducted in Cleland Road / Mkondeni Spruit : +/- 3 HA
* Follow up conducted in Lincolnmeade : +/- 2 HA

Initial clearing in Bisley Nature Reserve

Sickle Bush : +/- 10HA
Wattle trees : +/- 20 HA
Lantana : +/- 10 HA

An amount of R 169 682.52 was spent on wages for 8 contract staff for a period of 9 months from the 1st of September 2014 to 30th June 2015.

An amount of R 36 880 was utilised for the purchase of herbicide for the project.

Performance bonus

The performance bonus provision is based on the maximum expectation that all key management will perform in terms of their agreements.

Long service awards

The long service award provision is created to ensure adherence to SALGA collective agreement requirements. The estimate is based on the monthly salaries rate at 30 June 2015.

23. Housing development fund

Unappropriated surplus	19,625,820	17,286,094	19,625,820	17,286,094
Loans extinguished by government on 1 April 1998	34,256,892	34,256,892	34,256,892	34,256,892
	53,882,712	**51,542,986**	**53,882,712**	**51,542,986**
The housing development fund is represented by the following assets and liabilities				
Property, plant and equipment	-	(1,620,309)	-	(1,620,309)
Housing selling scheme loans	9,229,180	8,330,621	9,229,180	8,330,621
Trade and other receivables	30,260,067	28,042,180	30,260,067	28,042,180
Bank and cash	14,393,465	16,790,495	14,393,465	16,790,494
Assets	**53,882,712**	**51,542,987**	**53,882,712**	**51,542,986**

24. Revaluation reserve

The municipality has elected to adopt the revaluation model when accounting for heritage assets - artworks, due to their nature.

Revaluations were performed by an independent valuer, Gilfillan 'Scott-Berning and are not connected to the entity.

Transfer to revaluation reserve for artworks	52 129 145	52 129 145	52 129 145	52 129 145

25. Capital replacement reserve (CRR)

Based on the approval by the strategic management committee on the 7th of April 2015 the CRR was created by transferring funds of R 150 million from the accumulated surplus to the CRR.

This reserve will be used for the funding of property plant and equipment.

Included in the reserve is an amount of R1, 935 million of interest earned on the reserve.

The CRR is cash backed reserve.

Capital replacement reserve	151,935,999	-	151,935,999	-

Figures in Rand	Economic entity 2015	Economic entity 2014 Restated	Controlling entity 2015	Controlling entity 2014 Restated
26. Accumulated surplus / deficit				
Accumulated surplus	6,582,104,824	6,680,310,150	6,574,494,548	6,678,725,058
Self insurance reserve	77,862,323	70,028,245	77,862,323	70,028,245
Government grant reserve	502,517,698	502,517,698	502,517,698	502,517,698
Capitalisation reserve	8,463,531	8,463,531	8,463,531	8,463,531
	7,170,948,376	**7,261,319,624**	**7,163,338,100**	**7,259,734,532**
Total net assets				
Housing development fund	53,882,712	51,542,986	53,882,712	51,542,986
Revaluation reserve	52,129,145	52,129,145	52,129,145	52,129,145
Capital replacement reserve	151,935,999	-	151,935,999	-
Accumulated surplus	7,170,948,376	7,261,319,624	7,163,338,100	7,259,734,532
Share capital	100	100	-	-
	7,428,896,332	**7,364,991,855**	**7,421,285,956**	**7,363,406,663**
27. Share capital				
Issued				
100 Ordinary shares of R 1 each	100	100	-	-

The unissued shares of Safe City are under the control of the directors until the forthcoming annual general meeting.

28. Variance analysis comparison of budget against actual

	Final budget	Actual	Difference between final budget and actual	%	Reason for major variance
Revenue					
Rental received	37,199,684	23,477,153	13,722,531	37	The demand for municipal facilities for rental exceeded the expectations and this is due to the item being driven more by community behaviour than anything else.
Licences and permits	82,559	88,837	(6,278)	8	Revenue from Licences and permits is dependent on the number of licences and permits issued which dependent on community needs of such and is therefore difficult to accurately estimate. During the year, more licences and permits were issued than expected.
Other revenue	70,372,843	89,221,892	(18,849,049)	(27)	Other revenue is revenue from sundry sources which are dependent on community behaviour and is therefore difficult to accurately estimate. During the year, revenue from these sources exceeded expectations.
Interest received - trade and other receivables	60,057,138	69,528,678	(9,471,450)	(16)	Interest is levied on overdue accounts. So the amount on this item is dependent on defaulters which is a function of consumer behaviour. It is therefore impossible for it to be accurately estimated. During the year the amount levied on overdue accounts was lower than anticipated.
Interest received - external investments	32,247,000	50,973,175	(18,726,175)	(58)	Investments are made up of the municipality's own unused cash and unspent conditional grants. The two items were more than expected during the year which resulted in more investments leading to an increased interest on investments amount.
Property rates - penalties imposed	39,231,000	30,207,179	9,023,821	23	Interest is levied on overdue accounts. So the amount on this item is dependent on defaulters which is a function of consumer behaviour. It is therefore impossible for it to be accurately estimated. During the year the amount levied on overdue accounts was lower than anticipated.
Government grants and subsidies	100,445,845	876,063,280	124,382,565	12	This is due to unspent conditional grants for which applications for roll overs have been submitted to the National Treasury.
Fines	22,136,065	108,633,558	(86,497,523)	(391)	This item is a function of human behavior and can therefore not be accurately estimated. It is impossible to accurately estimate the number of people who will get traffic fines per year. As can be seen, the number during the year became too much higher than anticipated.
Expenditure					

	Final budget	Actual	Difference between final budget and actual	%	Reason for major variance
Conditional grant expenditure	160,817,510	135,304,171	25,513,339	16	The Depreciation figures increased due to conditional assessment which was undertaken by SMEC South Africa. This culminated in material decrease in the remaining useful lives of assets, which led to accelerated depreciation. The depreciation almost doubled.
Depreciation and amortisation	302,848,333	465,408,973	(162,560,640)	(54)	The depreciation figures increased due to conditional assessment which was undertaken by SMEC South Africa.This culminated in material decrease in the remaining useful lives of assets, which led to accelerated depreciation. The depreciation almost doubled.
Finance costs	60,936,082	71,169,271	(10,233,189)	(17)	The variance is mainly due to finance costs that were not budgeted with regards to a long term loan of R250 million that was taken during the year and finance costs in relation to a short term loan of R2.9 million for which finance costs were not budgeted for.
Collection costs	7,433,770	5,972,677	1,461,093	20	The variance is due to the poor collection rate by the debt collectors early in the year which led to the appointment of two new debt collectors. Hence the budget was also adjusted upwards but due to delays in finalisation of contracts, the budget amount was not fully spent.
Grant and subsidies	5,307,550	11,572,032	(6,264,482)	(118)	The payments to Safe City as per the service level agreement. However a decision was taken to purchase cctv cameras to the amount R6 800 000 for Safe City hence the over expenditure of R6.2 million.
General expenses	768,184,452	479,720,747	288,463,705	38	The variance is due to savings realised in various general expenditure items.
Debt impairment	144,577,000	222,109,923	(77,532,923)	(54)	The variance partly emanates from the Vulindlela customers whose historical payment rate when they were with Umgeni was said to be 0.04%.The second reason is the meters that have now been found and consumers have been charged for previous periods.

	Economic entity		Controlling entity	
Figures in Rand	**2015**	**2014 Restated**	**2015**	**2014 Restated**
29. Revenue				
Service charges	2,227,636,415	2,073,501,239	2,227,636,415	2,073,501,239
Rental received	23,477,153	21,571,598	23,477,153	21,571,598
Fees from agency services	577,908	669,269	577,908	669,269
Licences and permits	88,837	81,004	88,837	81,004
Donations received	-	713,034	-	-
Other revenue	89,221,892	78,818,771	89,221,366	78,786,246
Interest received	120,555,377	96,398,002	120,501,853	96,358,040
Property rates	686,396,237	602,953,620	686,396,237	602,953,620
Property rates - penalties imposed	30,207,179	22,673,588	30,207,179	22,673,588
Government grants and subsidies	876,063,280	694,304,614	876,063,280	694,304,614
Fines	108,633,588	102,750,783	108,633,588	102,750,783
	4,162,857,866	**3,694,435,522**	**4,162,803,816**	**3,693,650,001**
The amount included in revenue arising from exchanges of goods or services are as follows:				
Service charges	2,227,636,415	2,073,501,239	2,227,636,415	2,073,501,239
Rental received	23,477,153	21,571,598	23,477,153	21,571,598
Fees from agency services	577,908	669,269	577,908	669,269
Licences and permits	88,837	81,004	88,837	81,004
Donations received	-	713,034	-	-
Other revenue	89,221,892	78,818,771	89,221,366	78,786,246
Interest received	120,555,377	96,398,002	120,501,853	96,358,040
	2,461,557,582	**2,271,752,917**	**2,461,503,532**	**2,270,967,396**

Figures in Rand	Economic entity 2015	Economic entity 2014 Restated	Controlling entity 2015	Controlling entity 2014 Restated
The amount included in revenue arising from non-exchange transactions is as follows:				
Taxation revenue				
Property rates	686,396,237	602,953,620	686,396,237	602,953,620
Property rates - penalties imposed	30,207,179	22,673,588	30,207,179	22,673,588
Transfer revenue				
Government grants and subsidies	876,063,280	694,304,614	876,063,280	694,304,614
Fines	108,633,588	102,750,783	108,633,588	102,750,783
	1,701,300,284	**1,422,682,605**	**1,701,300,284**	**1,422,682,605**

30. Service charges

Sale of electricity	1,566,133,424	1,486,939,403	1,566,133,424	1,486,939,403
Sale of water	452,442,620	380,807,209	452,442,620	380,807,209
Refuse	81,543,971	79,454,009	81,543,971	79,454,009
Sewer and sanitation charges	127,516,400	126,300,618	127,516,400	126,300,618
	2,227,636,415	**2,073,501,239**	**2,227,636,415**	**2,073,501,239**

The above figure is net of revenue foregone.

31. Rental received

External rentals	21,437,945	19,640,543	21,437,945	19,640,543
Internal rentals	2,039,208	1,931,055	2,039,208	1,931,055
	23,477,153	**21,571,598**	**23,477,153**	**21,571,598**

32. Fees from agency services

Agency fee from Umgungundlovu District	267,996	267,974	267,996	267,974
Fire alarm monitoring	50,400	47,880	50,400	47,880
Emergency call out fee	259,512	353,415	259,512	353,415
	577,908	**669,269**	**577,908**	**669,269**

33. Other revenue

Airport	6,342,619	6,220,341	6,342,619	6,220,341
Towing away service fee	333,332	479,373	333,332	479,373
Market	20,229,428	20,675,511	20,229,428	20,675,511
Burials and cremations	2,486,958	2,165,405	2,486,958	2,165,405
Buildings	2,113,580	1,585,448	2,113,580	1,585,448
Re connections	13,953,734	8,908,749	13,953,734	8,908,749
Training levy recoveries	2,982,615	1,496,739	2,982,615	1,496,739
Discount received	-	644,951	-	644,951
Sundry revenue	7,357,794	11,125,925	7,357,268	11,093,400
Administration charges	558,514	543,770	558,514	543,770
Endowments	800	-	800	-
Accounting charges	358,821	756,662	358,821	756,662
Forestry	23,794,284	15,090,433	23,794,284	15,090,433
Street lighting fees	446,026	414,343	446,026	414,343
Sale of concrete products	668,948	933,088	668,948	933,088
Access to information	166	61	166	61
Tampering and illegal connection fee	2,079,352	1,346,883	2,079,352	1,346,883

Figures in Rand	Economic entity 2015	Economic entity 2014 Restated	Controlling entity 2015	Controlling entity 2014 Restated
Parking fee	1,541,468	1,833,595	1,541,468	1,833,595
Conservation and conference facilities	2,335	1,768	2,335	1,768
Contingent lease reveune	52,938	52,541	52,938	52,541
Encroachments	445,413	438,459	445,413	438,459
Hire charges	225,551	325,761	225,551	325,761
Impounding charges	147,739	129,022	147,739	129,022
Meter testing and sale of materials	48,286	35,590	48,286	35,590
Miscellaneous lighting	335,276	462,307	335,276	462,307
Advertising bins	-	40,094	-	40,094
Basic charge for industrial /commercial	4,489	585,345	4,489	585,345
Pool entrance fees	369,134	370,291	369,134	370,291
Taxi stand permits	188,514	231,132	188,514	231,132
Town planning applications	237,692	213,074	237,692	213,074
Poster / banner applications	3,371	84,670	3,371	84,670
Tender document fees	809,592	461,648	809,592	461,648
Signs application	94,917	141,245	94,917	141,245
Rates certificates	1,008,206	1,024,547	1,008,206	1,024,547
	89,221,892	**78,818,771**	**89,221,366**	**78,786,246**

34. Licences and permits

Dog licences	14	2,364	14	2,364
Trade licences	88,823	78,640	88,823	78,640
	88,837	**81,004**	**88,837**	**81,004**

35. Donations received

Video and data assets transfered from The Msunduzi Municipality to Safe City as a donation.

Assets received as donations	-	713,034	-	-

36. Interest received

Interest revenue				
Interest received - trade receivables	67,772,924	52,162,208	67,772,924	52,162,208
Interest - other	1,755,754	893,182	1,755,754	893,182
Interest received - external investments	51,026,699	43,342,612	50,973,175	43,302,650
	120,555,377	**96,398,002**	**120,501,853**	**96,358,040**

37. Property Rates

Rates received				
Residential	314,247,641	281,313,283	314,247,641	281,313,283
Industrial/commercial	352,915,468	298,313,851	352,915,468	298,313,851
Rural communal land	504,000	-	504,000	(244,486)
Agriculture	769,376	686,481	769,379	686,481
Public service infrastructure	641,248	159,755	641,248	159,755
Vacant land	22,801,462	24,220,475	22,801,462	24,220,475
Less: adjustment processed	(5,482,957)	(1,740,225)	(5,482,957)	(1,740,225)
	686,396,238	602,953,620	686,396,238	602,953,620
Property rates - penalties imposed	30,207,179	22,673,588	30,207,179	22,673,588
	716,603,417	**625,627,208**	**716,603,417**	**625,627,208**

Figures in Rand	Economic entity 2015	Economic entity 2014 Restated	Controlling entity 2015	Controlling entity 2014 Restated
Valuations				
Residential	37,882,049,020	31,912,496,119	37,882,049,020	31,912,496,119
Industrial/commercial	19,542,817,000	15,262,477,000	19,542,817,000	15,262,477,000
Rural communal land	35,000,000	-	35,000,000	-
Agriculture	619,655,000	236,797,000	619,655,000	236,797,000
Public service infrastructure	108,438,000	140,230,000	108,438,000	140,230,000
Vacant land	1,074,289,500	1,158,384,000	1,074,289,500	1,158,384,000
Municipal properties	175,106,000	837,123,000	175,106,000	837,123,000
	59,437,354,520	**49,547,507,119**	**59,437,354,520**	**49,547,507,119**

General valuations on properties are performed every 4 years in terms of the Municipal Property Rates Act. The last general valuation came into effect on 1 July 2009. Supplementary valuations are take place on an annual basis to take into account building additions, changes, sub divisions and consolidations.

A new valuation roll came into effect on 1 July 2014.

A general rate of 0.0192 cents in a rand for 2015 and in 2014: 0.0213 cents in a rand was applied to property valuations to determine assessment rates.

The adjustments during the year are compiled of all interim assessments, corrections and amendments to the accounts. This includes any transfer of payments, penalty reversals and value changes. A list of adjustments is available on a monthly basis and form part of the scope by the Auditor General.

38. Government grants and subsidies

Operating grants				
Equitable share	373,541,000	354,313,000	373,541,000	354,313,000
Municipal infrastructure grant	6,092,138	3,924,285	6,092,138	3,924,285
Wadley stadium	60,000	179,000	60,000	179,000
SETA	-	371,035	-	371,035
Expanded public works programme	2,783,585	1,873,679	2,783,585	1,873,679
Finance management grant	1,600,000	1,550,000	1,600,000	1,550,000
Community communication initiative	621	-	621	-
Developer contribution	413,177	-	413,177	-
Library	16,231,301	14,200,728	16,231,301	14,200,728
Market and Freedom Square Tourism Hub	222,000	1,640	222,000	1,640
Water conservation water demand management	-	1,344,880	-	1,344,880
Municipal systems improvement grant	808,489	244,880	808,489	244,880
Public transportation infrastructure	88,849,238	35,773,917	88,849,238	35,773,917
Greater Edendale development initiative	7,381,650	4,633,041	7,381,650	4,633,041
Library and housing accreditation subsidies	10,346,120	6,396,651	10,346,120	6,396,651
Q Dot Pharma	-	40,123	-	40,123
Department of Water Affairs	-	131,999	-	131,999
Youth advisory centre	3,361	6,900	3,361	6,900
Housing and Jika Joe settlement	9,031,738	12,197,883	9,031,738	12,197,883
Water service delvery plan	242	82,742	242	82,742
Community development workers	722	-	722	-
Tatham Art Gallery	477,805	598,875	477,805	598,875
Municipal water infrastructure services grant	1,757,748	5,175,972	1,757,748	5,175,972
Sanitation bucket eradication	3,535	5,080,735	3,535	5,080,735
	519,604,470	**448,121,965**	**519,604,470**	**448,121,965**

Figures in Rand	Economic entity 2015	Economic entity 2014 Restated	Controlling entity 2015	Controlling entity 2014 Restated
Capital grants				
Neighbourhood development partnership	20,195,024	706,767	20,195,024	706,767
Alexandra park athletic track	19,075	2,384,479	19,075	2,384,479
Airport	-	14,198,246	-	14,198,246
Municipal infrastructure grant	157,065,281	155,718,791	157,065,281	155,718,791
Community communication initiative	-	9,300	-	9,300
Operation Dlulusumilando	500,000	500,000	500,000	500,000
Integrated national electrification programme	82,151,026	17,503,698	82,151,026	17,503,698
Department of Water Affairs	-	165,000	-	165,000
Publicity house renovations	1,977,166	1,133,140	1,977,166	1,133,140
Library	8,355,072	3,949,658	8,355,072	3,949,658
Market and Freedom Square Tourism Hub	5,854,648	2,204,674	5,854,648	2,204,674
Massification	4,374,713	1,159,564	4,374,713	1,159,564
Municipal system improvement grant	417,488	353,407	417,488	353,407
Public transportation infrastructure	20,634,053	17,695,383	20,634,053	17,695,383
Youth advisory centre	32,059	82,680	32,059	82,680
Tatham Art Gallery	510,265	106,854	510,265	106,854
Housing and Jika Joe settlement	1,116,513	-	1,116,513	-
Greater Edendale development initiative	23,915,898	19,160,074	23,915,898	19,160,074
Municipal water services infrastructure grant	9,631,262	1,074,018	9,631,262	1,074,018
Nhlalakahle informal settlement electrification	4,650,013	181,942	4,650,013	181,942
Wadley stadium	61,000	-	61,000	-
Electricity	9,188,454	2,723,232	9,188,454	2,723,232
Electricity side demand management	-	2,980,459	-	2,980,459
Urban renewal	5,809,800	2,191,283	5,809,800	2,191,283
	356,458,810	**246,182,649**	**356,458,810**	**246,182,649**
	876,063,280	**694,304,614**	**876,063,280**	**694,304,614**

Government grants and subsidies

Included in above are the following grants and subsidies received:

Equitable share	373,541,000	354,313,000	373,541,000	354,313,000
Operating grants	135,304,173	87,412,314	135,304,173	87,412,314
Subsidies and developer contribution	10,759,298	6,396,651	10,759,298	6,396,651
Capital grants	356,458,809	246,182,649	356,458,809	246,182,649
	876,063,280	**694,304,614**	**876,063,280**	**694,304,614**

Municipal infrastructure grant

Balance unspent at beginning of year	16,172,967	16,757,046	16,172,967	16,757,046
Current-year receipts	163,158,000	154,824,000	163,158,000	154,824,000
Conditions met - transferred to revenue	(163,157,419)	(159,643,076)	(163,157,419)	(159,643,076)
Grant paid back to National Treasury	(16,172,967)	-	(16,172,967)	-
Prior period restatement	-	4,234,997	-	4,234,997
	581	**16,172,967**	**581**	**16,172,967**

Conditions still to be met - remain liabilities (see note 21)

Airport

Balance unspent at beginning of year	-	14,198,246	-	14,198,246
Conditions met - transferred to revenue	-	(14,198,246)	-	(14,198,246)
	-	**-**	**-**	**-**

Figures in Rand	Economic entity 2015	Economic entity 2014 Restated	Controlling entity 2015	Controlling entity 2014 Restated
Electricity side demand management				
Balance unspent at beginning of year	5,000,000	5,000,000	5,000,000	5,000,000
Current-year receipts	-	2,980,459	-	2,980,459
Conditions met - transferred to revenue	-	(2,980,459)	-	(2,980,459)
Grant paid back to National Treasury	(5,000,000)	-	(5,000,000)	-
	-	**5,000,000**	**-**	**5,000,000**

To provide subsidies to municipalities to implement Energy Efficiency and Demand Side Management (EEDSM) initiatives within municipal infrastructure in order to reduce electricity consumption and improve energy efficiency. Funds are received from National Treasury.

Finance management grant				
Current-year receipts	1,600,000	1,550,000	1,600,000	1,550,000
Conditions met - transferred to revenue	(1,600,000)	(1,550,000)	(1,600,000)	(1,550,000)
	-	**-**	**-**	**-**

The purpose of this grant was to promote support reforms in financial management by building capacity in local government to implement the Local Government : Municipal Finance Management Act (MFMA).

Equitable share				
Current-year receipts	373,541,000	354,313,000	373,541,000	354,313,000
Conditions met - transferred to revenue	(373,541,000)	(354,313,000)	(373,541,000)	(354,313,000)
	-	**-**	**-**	**-**

In terms of the Constitution, this grant is used to subsidise the provision of basic services to indigent community members.

Greater Edendale development initiative				
Balance unspent at beginning of year	3,354,146	4,527,588	3,354,146	4,527,588
Current-year receipts (interest)	30,755,411	25,091,469	30,755,411	25,091,469
Conditions met - transferred to revenue	(31,297,548)	(23,793,114)	(31,297,548)	(23,793,114)
Inter project transfer	-	(2,471,797)	-	(2,471,797)
	2,812,009	**3,354,146**	**2,812,009**	**3,354,146**

Conditions still to be met - remain liabilities (see note 21)

Housing and Jika Joe settlement				
Balance unspent at beginning of year	37,200,815	36,956,804	37,200,815	36,956,804
Current-year receipts (interest)	508,554	244,011	508,554	244,011
Conditions met - transferred to revenue	(10,148,250)	(12,197,883)	(10,148,250)	(12,197,883)
Funds still to be received	-	12,197,883	-	12,197,883
	27,561,119	**37,200,815**	**27,561,119**	**37,200,815**

Conditions still to be met - remain liabilities (see note 21)

Community development workers				
Balance unspent at beginning of year	722	722	722	722
Conditions met - transferred to revenue	(722)	-	(722)	-
	-	**722**	**-**	**722**

Library				
Balance unspent at beginning of year	8,661,545	5,693,229	8,661,545	5,693,229
Current-year receipts (interest)	16,614,334	21,118,702	16,614,334	21,118,702
Conditions met - transferred to revenue	(24,586,373)	(18,150,386)	(24,586,373)	(18,150,386)
Refund of grant	(49,939)	-	(49,939)	-
	639,567	**8,661,545**	**639,567**	**8,661,545**

Figures in Rand	Economic entity 2015	Economic entity 2014 Restated	Controlling entity 2015	Controlling entity 2014 Restated

Conditions still to be met - remain liabilities (see note 21)

Funds provided by the Provincial Department of Arts and Culture for Libraries. Provided to begin addressing the constitutional mandate whereby libraries are an exclusive provincial competency.

Municipal systems improvement grant

Balance unspent at beginning of year	291,977	263	291,977	263
Current-year receipts	934,000	890,000	934,000	890,000
Conditions met - transferred to revenue	(1,225,977)	(598,286)	(1,225,977)	(598,286)
	-	**291,977**	**-**	**291,977**

To assist municipalities to perform their functions and stabilise institutional and governance systems as required in the Municipal Systems Act (MSA) and related legislation.

Neighbourhood development partnership grant

Balance unspent at beginning of year	5,893,233	6,148,950	5,893,233	6,148,950
Current-year receipts (interest)	29,500,000	6,600,000	29,500,000	6,600,000
Conditions met - transferred to revenue	(20,195,024)	(706,767)	(20,195,024)	(706,767)
Grant paid back to National Treasury	(5,893,233)	(6,148,950)	(5,893,233)	(6,148,950)
	9,304,976	**5,893,233**	**9,304,976**	**5,893,233**

Conditions still to be met - remain liabilities (see note 21)

To support and facilitate the planning and development of neighbourhood development programmes and projects that provide catalytic infrastructure to leverage third party public and private sector development towards improving the quality of life of residents in targeted underserved neighbourhoods.

Public transportation infrastructure - COGTA and National Treasury

Balance unspent at beginning of year	95,646,428	79,785,779	95,646,428	79,785,779
Current-year receipts	100,059,426	100,846,000	100,059,426	100,846,000
Conditions met - transferred to revenue	(109,483,291)	(53,469,301)	(109,483,291)	(53,469,301)
Grant paid back to National Treasury	(48,318,596)	(31,516,050)	(48,318,596)	(31,516,050)
	37,903,967	**95,646,428**	**37,903,967**	**95,646,428**

Conditions still to be met - remain liabilities (see note 21)

To provide for accelerated planning, construction and improvement of public and non-motorised transport Infrastructure.

Alexander Park athletic track

Balance unspent at beginning of year	19,075	762,803	19,075	762,803
Current-year receipts (interest)	-	1,640,750	-	1,640,750
Conditions met - transferred to revenue	(19,075)	(2,384,478)	(19,075)	(2,384,478)
	-	**19,075**	**-**	**19,075**

Department of Water Affairs

Balance unspent at beginning of year	-	297,000	-	297,000
Conditions met - transferred to revenue	-	(297,000)	-	(297,000)
	-	**-**	**-**	**-**

Expanded public works programme

Balance unspent at beginning of year	1,585	1,264	1,585	1,264
Current-year receipts (including receipts)	2,782,000	1,874,000	2,782,000	1,874,000
Conditions met - transferred to revenue	(2,783,585)	(1,873,679)	(2,783,585)	(1,873,679)
	-	**1,585**	**-**	**1,585**

Figures in Rand	Economic entity 2015	Economic entity 2014 Restated	Controlling entity 2015	Controlling entity 2014 Restated
Water conservation water demand management				
Balance unspent at beginning of year	-	1,344,880	-	1,344,880
Conditions met - transferred to revenue	-	(1,344,880)	-	(1,344,880)
	-	**-**	**-**	**-**
Community communication initiative				
Balance unspent at beginning of year	621	9,921	621	9,921
Conditions met - transferred to revenue	(621)	(9,300)	(621)	(9,300)
	-	**621**	**-**	**621**
Tatham Art Gallery				
Balance unspent at beginning of year	106,913	308,523	106,913	308,523
Current-year receipts (including interest)	882,960	504,119	882,960	504,119
Conditions met - transferred to revenue	(988,070)	(705,729)	(988,070)	(705,729)
	1,803	**106,913**	**1,803**	**106,913**

Conditions still to be met - remain liabilities (see note 21).

Funds provided by the Provincial Department of Arts and Culture for Tatham Art Gallery. Provide financial support to the municipality with a focus on the development and maintenance of museum care and preservation of our culture heritage.

Q Dot Pharma				
Balance unspent at beginning of year	-	40,123	-	40,123
Conditions met - transferred to revenue	-	(40,123)	-	(40,123)
	-	-	-	-
Water services delivery planning				
Balance unspent at beginning of year	242	82,984	242	82,984
Conditions met - transferred to revenue	(242)	(82,742)	(242)	(82,742)
	-	**242**	**-**	**242**
Youth Advisory Centre				
Balance unspent at beginning of year	35,420	125,000	35,420	125,000
Conditions met - transferred to revenue	(35,420)	(89,580)	(35,420)	(89,580)
	-	35,420	-	35,420
Spoornet				
Balance unspent at beginning of year	382,077	363,995	382,077	363,995
Current-year receipts (including interest)	21,304	18,082	21,304	18,082
	403,381	**382,077**	**403,381**	**382,077**

Conditions still to be met - remain liabilities (see note 21).

SETA				
Balance unspent at beginning of year	-	371,035	-	371,035
Conditions met - transferred to revenue	-	(371,035)	-	(371,035)
	-	**-**	**-**	**-**

Figures in Rand	Economic entity 2015	Economic entity 2014 Restated	Controlling entity 2015	Controlling entity 2014 Restated
Market and Freedom Square Tourism Hub				
Balance unspent at beginning of year	6,903,478	1,337,698	6,903,478	1,337,698
Current-year receipts (including interest)	194,600	7,772,094	194,600	7,772,094
Conditions met - transferred to revenue	(6,076,648)	(2,206,314)	(6,076,648)	(2,206,314)
Inter project transfer approved	(560,000)	-	(560,000)	-
	461,430	**6,903,478**	**461,430**	**6,903,478**

Conditions still to be met - remain liabilities (see note 21).

Funds received from COGTA for the market. The purpose is for the renovations and improvement of the fresh produce market which entails short term repairs, maintenance and upgrade of existing facilities.

Integrated national electrification programme				
Balance unspent at beginning of year	106,884,507	1,388,205	106,884,507	1,388,205
Current-year receipts (including interest)	2,000,000	123,000,000	2,000,000	123,000,000
Conditions met - transferred to revenue	(82,151,026)	(17,503,698)	(82,151,026)	(17,503,698)
Grant paid back to National Treasury	(1,388,205)	-	(1,388,205)	-
	25,345,276	**106,884,507**	**25,345,276**	**106,884,507**

Conditions still to be met - remain liabilities (see note 21).

To implement the Integrated National Electrification Programme (INEP) by providing capital subsidies to municipalities to address the electrification backlog of occupied residential dwellings, and the installation of bulk infrastructure and rehabilitation and refurbishment of electricity infrastructure in order to improve quality of supply.

Electricity				
Balance unspent at beginning of year	8,932,075	6,176,567	8,932,075	6,176,567
Current-year receipts (including interest)	361,800	5,478,740	361,800	5,478,740
Conditions met - transferred to revenue	(9,188,454)	(2,723,232)	(9,188,454)	(2,723,232)
	105,421	**8,932,075**	**105,421**	**8,932,075**

Conditions still to be met - remain liabilities (see note 21).

Massification				
Balance unspent at beginning of year	-	1,159,564	-	1,159,564
Current-year receipts (including interest)	4,374,713	-	4,374,713	-
Conditions met - transferred to revenue	(4,374,713)	(1,159,564)	(4,374,713)	(1,159,564)
	-	**-**	**-**	**-**

Funds received from COGTA. To be used towards the efforts to reduce the currently unacceptably high volumes of NRW.

Urban renewal				
Balance unspent at beginning of year	-	2,191,282	-	2,191,282
Current-year receipts (including interest)	8,000,000	-	8,000,000	-
Conditions met - transferred to revenue	(5,809,800)	(2,191,282)	(5,806,800)	(2,191,282)
	2,190,200	**-**	**2,193,200**	**-**

Conditions still to be met - remain liabilities (see note 21).

Pietermaritzburg city beautification by upgrading of sidewalks, street furniture, landscaping, pedestrian and special features. Funds received from COGTA.

Library and housing accreditation subsidies				
Balance unspent at beginning of year	10,346,120	6,396,651	10,346,120	6,396,651
Conditions met - transferred to revenue	(10,346,120)	(6,396,651)	(10,346,120)	(6,396,651)
	-	**-**	**-**	**-**

Housing accreditation subsidy used for the operating costs of the housing delivery unit.

Figures in Rand	Economic entity 2015	Economic entity 2014 Restated	Controlling entity 2015	Controlling entity 2014 Restated

Library subsidies are used to pay for a portion of salaries at the library.

Wadley Stadium

Balance unspent at beginning of year	121,000	300,000	121,000	300,000
Conditions met - transferred to revenue	(121,000)	(179,000)	(121,000)	(179,000)
	-	**121,000**	**-**	**121,000**

Employment of a caretaker for the period of two years and thereafter Council absorbs the cost. Effecting repairs to the artificial pitch, combi court and purchasing of essential equipment. Funds received from the Department of Sports and Recreation.

Publicity house renovations

Balance unspent at beginning of year	1,417,166	-	1,417,166	-
Current-year receipts	27,781	78,510	27,781	78,510
Conditions met - transferred to revenue	(1,977,166)	(1,133,140)	(1,977,166)	(1,133,140)
Inter project transfer	560,000	2,471,796	560,000	2,471,796
	27,781	**1,417,166**	**27,781**	**1,417,166**

Conditions still to be met - remain liabilities (see note 21).

Funds received from COGTA. To be used for the upgrade in the publicity house due to the building being structurally deteriorating and is giving a negative image towards the PURP initiative and the Freedom square tourism hub project.

Sanitation bucket eradication

Balance unspent at beginning of year	3,535	5,084,270	3,535	5,084,270
Conditions met - transferred to revenue	(3,535)	(5,080,735)	(3,535)	(5,080,735)
	-	**3,535**	**-**	**3,535**

The Department of Co-operative Governance and Traditional Affairs will support identified municipalities to provide services to its citizens, which includes the a basic sanitation program to eradicate the bucket toilet system.

Municipal water services infrastructure grant

Balance unspent at beginning of year	10	-	10	-
Current-year receipts	11,389,000	6,250,000	11,389,000	6,250,000
Conditions met - transferred to revenue	(11,389,010)	(6,249,990)	(11,389,010)	(6,249,990)
	-	**10**	**-**	**10**

To facilitate the planning, acceleration and implementation of various projects that will ensure water supply to communities identified as not receiving a basic water supply service.

Operation Dlulisumlando

Balance unspent at beginning of year	1,500,000	-	1,500,000	-
Current-year receipts	500,000	2,000,000	500,000	2,000,000
Conditions met - transferred to revenue	(500,000)	(500,000)	(500,000)	(500,000)
	1,500,000	**1,500,000**	**1,500,000**	**1,500,000**

Conditions still to be met - remain liabilities (see note 21).

Funds provided by the office of the Premier. The purpose is in support of both the establishment and implementation of the Dlulisumlando Project, a national historical development initiative and imperative. The Project portrays a particular aspect of the historical struggle of the country [pays tribute to fallen hero] and culminates in the establishment of a Historical complex.

Nhlalakahle informal settlement electrification

Balance unspent at beginning of year	4,650,013	-	4,650,013	-
Conditions met - transferred to revenue	(4,650,013)	(181,942)	(4,650,013)	(181,942)
Funds still to be received	-	181,942	-	181,942
	-	**-**	**-**	**-**

Electrification of the Nhlalakahle informal settlement in order to combat illegal electricity connections. Funds received from the Kwazulu-Natal Provincial Treasury Department.

Figures in Rand	Economic entity 2015	Economic entity 2014 Restated	Controlling entity 2015	Controlling entity 2014 Restated
Developer contribution				
Balance unspent at beginning of year	413,177	-	413,177	-
Conditions met - transferred to revenue	(413,177)	-	(413,177)	-
	-	-	-	-

The developer contribution was used for the purchase of a 200 KVA pole mounted transformer for the Brook side development.

39. Fines

Camera fines	92,226,250	94,161,386	92,226,250	94,161,386
Traffic fines	16,336,000	8,563,480	16,336,000	8,563,480
Health contravention fines	71,338	25,917	71,338	25,917
	108,633,588	**102,750,783**	**108,633,588**	**102,750,783**

40. Employee related costs

Salaries and wages	566,458,648	500,141,184	563,669,780	496,690,332
Contributions for UIF,WCA and SALBC levy	11,003,683	9,379,165	10,766,782	9,379,165
Contributions for pensions and medical aid	155,365,775	143,280,320	154,655,902	143,280,320
Travel, motor car, accommodation, subsistence and other allowances	40,026,066	36,189,433	40,026,066	36,189,433
Overtime payments	38,098,080	30,262,675	38,098,080	30,262,675
Long-service awards	22,288,879	22,762,989	22,288,879	22,762,989
Housing benefits and allowances	3,026,194	2,972,302	3,026,194	2,972,302
Defined benefit plan expenses	50,088,771	79,570,384	50,088,771	79,570,384
	886,356,096	**824,558,452**	**882,620,454**	**821,107,600**
Defined benefit plan expense breakdown				
Current service cost	19,566,163	15,360,571	19,566,163	15,360,571
Interest cost	50,597,106	41,089,443	50,597,106	41,089,443
Actual medical contributions	(16,251,156)	(15,066,048)	(16,251,156)	(15,066,048)
Net actuarial (gains) or losses recognised	(3,823,342)	38,186,418	(3,823,342)	38,186,418
	50,088,771	**79,570,384**	**50,088,771**	**79,570,384**
Remuneration of municipal manager				
Annual Remuneration	1,096,038	1,090,190	1,096,038	1,090,190
Car Allowance	220,102	211,547	220,102	211,547
Housing allowance	30,000	-	30,000	-
Contributions to UIF, Medical and Pension Funds	144,270	143,510	144,270	143,510
Bonus	150,000	180,000	150,000	180,000
Travel claim	-	38,126	-	38,126
	1,640,410	**1,663,373**	**1,640,410**	**1,663,373**
Remuneration of chief finance officer				
Annual Remuneration	893,862	833,886	893,862	833,886
Car Allowance	146,545	137,250	146,545	137,250
Bonus	60,000	50,000	60,000	50,000
Contributions to UIF, Medical and Pension Funds	88,936	83,553	88,936	83,553
Acting allowance	-	12,450	-	12,450
	1,189,343	**1,117,139**	**1,189,343**	**1,117,139**

Figures in Rand	Economic entity 2015	Economic entity 2014 Restated	Controlling entity 2015	Controlling entity 2014 Restated
Remuneration of executive manager - internal audit				
Annual Remuneration	647,079	605,936	647,079	605,936
Car Allowance	153,262	153,262	153,262	153,262
Bonus	53,923	50,495	53,923	50,495
Contributions to UIF, Medical and Pension Funds	149,819	148,457	149,819	148,457
Travel claim	869	2,416	869	2,416
Housing subsidy	1,635	-	1,635	-
	1,006,587	**960,566**	**1,006,587**	**960,566**
Remuneration of deputy municipal manager community services				
Annual Remuneration	856,980	460,953	856,980	460,953
Car Allowance	96,000	56,000	96,000	56,000
Bonus	60,000	-	60,000	-
Contributions to UIF, Medical and Pension Funds	118,762	63,961	118,762	63,961
Housing subsidy	66,572	37,100	66,572	37,100
Travel claim	16,799	-	16,799	-
	1,215,113	**618,014**	**1,215,113**	**618,014**
Remuneration of deputy municipal manager corporate services				
Annual Remuneration	994,226	556,579	994,226	556,579
Contributions to UIF, Medical and Pension Funds	201,488	96,436	201,488	96,436
Acting allowance	-	21,876	-	21,876
Travel claim	20,185	-	20,185	-
	1,215,899	**674,891**	**1,215,899**	**674,891**
Remuneration of deputy municipal infrastructure services				
Annual Remuneration	-	600,163	-	600,163
Car Allowance	-	124,983	-	124,983
Contributions to UIF, Medical and Pension Funds	-	110,548	-	110,548
Acting allowance	94,979	14,902	94,979	14,902
Travel claim	-	18,510	-	18,510
	94,979	**869,106**	**94,979**	**869,106**

Deputy municipal manager resigned on the 31 March 2014.

The process manager for electricity was acting in the post for the period from 1 April 2014 to 16 June 2015. The amount paid for the acting is in 2013 / 2014 R 14 902.24 and in 2014 / 2015 R 94 978.67.

Remuneration of deputy municipal manager development services				
Annual Remuneration	953,998	893,320	953,998	893,320
Car Allowance	146,545	14,400	146,545	14,400
Contributions to UIF, Medical and Pension Funds	94,800	88,883	94,800	88,883
	1,195,343	**996,603**	**1,195,343**	**996,603**

41. Remuneration of councillors

Mayor	1,067,200	1,000,917	1,067,200	1,000,917
Deputy Mayor	888,697	800,308	888,697	800,308
Councillors	23,074,385	879,851	23,074,385	879,851
Speaker	926,973	22,626,530	926,973	22,626,530
Executive committee members	7,455,362	7,051,006	7,455,362	7,051,006
Councillors' pension and medical aid contributions	1,244,818	4,741,029	1,244,818	4,741,029
	34,657,435	**37,099,641**	**34,657,435**	**37,099,641**

Figures in Rand	Economic entity 2015	Economic entity 2014 Restated	Controlling entity 2015	Controlling entity 2014 Restated

In-kind benefits

The Mayor, Deputy Mayor, Speaker and Executive Committee Members are full-time. Each is provided with an office and secretarial support at the cost of the Council.

The Mayor and the Deputy Mayor each have the use of separate Council owned vehicles for official duties.

The Mayor and Deputy Mayor have security and an official driver at a cost to Council.

Key management information is disclosed in the related party note.

	Executive committee	Councillors
Number of Council members	9	60
Remuneration per month	69,031	32,048

42. Conditional grant expenditure

Finance management grant	1,600,000	1,550,000	1,600,000	1,550,000
Greater edendale development initiative	7,381,650	4,633,041	7,381,650	4,633,041
Housing	9,031,738	12,197,883	9,031,738	12,197,883
Expanded public works programme	2,783,585	1,873,679	2,783,585	1,873,679
Community development workers	722	-	722	-
Library	16,231,301	14,200,728	16,231,301	14,200,728
Municipal infrastructure grant	6,092,136	3,924,285	6,092,136	3,924,285
Municipal systems improvement grant	808,489	244,880	808,489	244,880
Municipal water infrastructure services grant	1,757,748	5,175,972	1,757,748	5,175,972
Community communication iniatative	621	-	621	-
Public transportation infrastructure	88,849,238	35,773,917	88,849,238	35,773,917
SETA	-	371,035	-	371,035
Department of Water Affairs	-	131,999	-	131,999
Youth Advisory Centre	3,361	6,900	3,361	6,900
Sanitation Bucket Eradication	3,535	5,080,735	3,535	5,080,735
Wadley Stadium	60,000	179,000	60,000	179,000
Q Dot Pharma	-	40,123	-	40,123
COGTA - Water service delivery plan	242	82,742	242	82,742
Market	222,000	1,640	222,000	1,640
Water conservation water demand	-	1,344,880	-	1,344,880
Tatham Art Gallery	477,805	598,874	477,805	598,874
	135,304,171	**87,412,313**	**135,304,171**	**87,412,313**

43. Depreciation and amortisation

Property, plant and equipment	463,297,635	439,153,450	462,424,196	439,126,524
Intangible assets	639,238	20,776,524	639,238	20,776,524
Change in accounting estimate	1,472,100	(7,232,876)	1,472,100	(7,232,876)
	465,408,973	**452,697,098**	**464,535,534**	**452,670,172**

Change in accounting estimate relates to review of useful life for fully depreciated assets as per GRAP 17 and the reclassification of property, plant and equipment to investment property. The effect of this estimate is a increase on the depreciation of R 1 472 100.

Figures in Rand	Economic entity 2015	Economic entity 2014 Restated	Controlling entity 2015	Controlling entity 2014 Restated
44. Impairment of assets				
Impairments				
Property, plant and equipment The procedure used to determine if the asset was impaired was to physically inspect the asset and determine if the asset was impaired and what factors contributed to the impairment and then comparing the condition, age and cost of the asset to the current records in the asset register and if there was a change this was then adjusted accordingly No impairments have been reported on cash generating assets because all assets acquired and which management has confirmed are primarily acquired for service delivery	16,152,984	222,450	16,152,984	222,450
Inventory loss Due to technological changes the inventory has become redundant.	418,503	439,601	418,503	439,601
	16,571,487	**662,051**	**16,571,487**	**662,051**
45. Finance costs				
Loans	61,658,633	63,756,841	61,658,633	63,756,841
Finance leases	972,673	136,977	972,673	136,977
Other interest paid	8,537,965	3,280,326	8,537,965	3,280,326
	71,169,271	**67,174,144**	**71,169,271**	**67,174,144**
46. Debt impairment				
Contributions to debt impairment provision	222,109,923	112,679,217	222,109,923	112,679,217
47. Collection costs				
Collection costs	5,972,677	15,372,628	5,972,677	15,372,628
48. Repairs and maintenance				
Buildings	14,517,508	4,413,287	14,517,508	4,413,287
Distribution plant hire	6,951,758	13,166,551	6,951,758	13,166,551
External services	44,656,099	17,054,325	44,656,099	17,054,325
Furniture and equipment	114,670	112,777	114,670	112,777
General	24,698,737	22,734,713	24,600,419	22,544,393
Grounds and fences	6,076,040	2,657,491	6,076,040	2,657,491
Infrastructure	4,291,947	2,553,731	4,291,947	2,553,731
Mains	15,601,476	8,238,711	15,601,476	8,238,711
Maintenance agreements	14,488,912	9,241,637	14,488,912	9,241,637
Plant and equipment	23,909,508	21,685,717	23,956,076	21,685,717
Robots	1,101,002	844,390	1,101,002	844,390
Stores and material	15,156,483	20,752,752	15,156,483	20,752,752
Trees	5,171,791	2,209,217	5,171,791	2,209,217
Vehicles	16,633,274	13,584,892	16,633,274	13,584,893
	193,369,205	**139,250,191**	**193,317,455**	**139,059,872**
49. Bulk purchases				
Electricity	1,164,243,798	1,081,219,121	1,164,243,798	1,081,219,121
Water	422,558,489	372,183,066	422,558,489	372,183,066
	1,586,802,287	**1,453,402,187**	**1,586,802,287**	**1,453,402,187**

Figures in Rand	Economic entity 2015	Economic entity 2014 Restated	Controlling entity 2015	Controlling entity 2014 Restated
50. Contracted Services				
Security	29,698,420	21,066,262	29,698,420	21,066,262
51. Grants and subsidies paid				
Other subsidies				
Community bodies	238,128	218,284	238,128	218,284
Safe City (Pty) Ltd	-	-	11,333,904	4,210,526
	238,128	**218,284**	**11,572,032**	**4,428,810**
52. General expenses				
Airport	1,806,329	1,931,432	1,806,329	1,931,432
Advertising	2,003,761	1,427,213	1,957,537	1,390,174
Bursaries	1,306,662	1,071,221	1,306,662	1,071,221
Annual report	5,460	217,000	5,460	217,000
Consolidated billing costs	3,416,877	2,812,894	3,416,877	2,812,894
External services	42,932,319	30,494,468	42,932,319	30,494,468
Conferences	900,177	477,563	900,177	477,563
Dog pound	847,563	706,302	847,563	706,302
Entertainment	508,139	270,632	508,139	270,632
Government training levy	6,971,716	6,208,148	6,971,716	6,208,148
Leadership	858,339	945,811	858,339	945,811
Ward committee costs	7,958,871	6,769,801	7,958,871	6,769,801
Interview costs	58,202	49,848	58,202	49,848
Hire charges	15,243,807	16,161,714	15,243,807	16,161,714
Insurance	11,173,355	10,921,787	11,167,897	10,916,557
Internet costs	15,982	253,363	15,982	253,363
Water quality testing	331,713	353,344	331,713	353,344
Plant hire	2,105,328	3,662,888	2,105,328	3,662,888
Kwanalogo subscriptions	17,101,382	6,185,049	17,101,382	6,185,049
Motor vehicles licences	2,314,729	1,898,136	2,314,729	1,898,136
Long service awards	-	1,148,348	-	1,148,348
Promotions	20,500,002	8,629,112	20,500,002	8,629,112
Bank charges	4,438,763	3,752,567	4,428,032	3,743,335
Medical supplies	192,837	126,395	192,837	126,395
Subscriptions for cities network	1,500,000	1,000,000	1,500,000	1,000,000
Occupational health and safety medicals	40,248	38,357	40,248	38,357
Personnel training	6,637,689	6,003,709	6,637,689	6,003,709
Interdepartmental charges	61,361,444	22,478,314	61,361,444	22,478,314
Plant and equipment	308,554	296,306	308,554	296,306
Pietermaritzburg tourism	-	1,479,197	-	1,479,197
Postage and stamps	2,410,911	3,053,563	2,410,911	3,053,563
Printing and stationery	6,636,127	5,455,387	6,611,341	5,412,089
Projects	5,372,899	4,075,432	5,372,899	4,075,432
Councilliors development	128,252	488,798	128,252	488,798
Small medium and micro enterprises	2,587,704	902,104	2,587,704	902,104
Software licences	5,828,727	3,347,174	5,647,950	3,121,399
Stores and materials	4,750,859	5,555,237	4,750,859	5,555,237
Subsistence and travelling allowances	2,005,253	891,377	2,005,253	891,377
Telephone	7,327,727	7,452,192	7,284,202	7,424,857
Safety grading certificates	328,422	-	328,422	-
Uniforms	4,346,696	4,111,983	4,342,916	4,074,130

Figures in Rand	Economic entity 2015	Economic entity 2014 Restated	Controlling entity 2015	Controlling entity 2014 Restated
Change in accounting estimate	6,427,163	13,930,443	6,427,163	13,930,443
Consultant fees	20,519,888	8,552,064	20,519,888	8,514,083
Other expenses	32,127,051	41,188,899	31,754,099	40,732,543
Air pollution and montoring	258,167	283,905	258,167	283,905
Pensions payable	12,762,879	17,990,507	12,762,879	17,990,507
Fair value adjustment - investment property	-	3,884,268	-	3,884,268
Mayoral projects	7,789,998	5,169,168	7,789,998	5,169,168
Forestry	16,921,459	12,126,737	16,921,459	12,126,737
Rental / car hire	388,235	1,027,169	388,235	1,027,169
Valuation roll	2,072,064	11,291,642	2,072,064	11,291,642
IDP expenses	6,522,221	4,144,017	6,522,221	4,144,017
Land sale costs	-	657,194	-	657,194
Petrol and lubricants	24,999,793	28,452,705	24,999,793	28,436,323
Audit fees	3,805,685	4,351,539	3,791,983	4,341,039
Impairment of fines	90,562,319	61,540,892	90,562,319	61,540,892
	479,720,747	**387,695,315**	**479,018,812**	**386,788,334**

53. Operating lease

Operating lease payments represents rentals payable to Xtec Pietermaritzburg Ltd for the rental of photocopy and fax machines and Merchant West for laptops ,desk tops, computer server and ICT network leased.

Included in the general expenses is an amount of R 5 882 871 relating to the rentals payable.

No contingent rent is payable.

Minimum lease payments due				
- within one year	5,456,207	4,306,480	5,456,207	4,306,480
- in second to fifth year inclusive	2,560,558	6,897,468	2,560,558	6,897,468
	8,016,765	**11,203,948**	**8,016,765**	**11,203,948**

54. Gains or (loss) on disposal of assets

Sale of assets	-	(505,352)	-	(505,352)
Land sales	419,962	109,499	419,962	109,499
	419,962	**(395,853)**	**419,962**	**(395,853)**

55. Gains or (loss) on donated assets

Property, plant and equipment	64,091	102,597	64,091	102,597

56. Fair value adjustment of investment properties

Fair value adjustment of investment properties	20,222,920	28,121,599	20,222,920	28,121,599

57. Fair value adjustment on agricultural assets

Fair value adjustment on agricultural assets	(1,769,662)	8,604,786	(1,769,662)	8,604,786

58. Gain or (loss) on immovable assets

Loss of immovable assets	55,240	(5,438,627)	55,240	(5,438,627)

59. Gain or (loss) on movable assets

Loss on disposal of assets	(455,457)	(6,456,578)	(455,457)	(6,456,578)

Figures in Rand	Economic entity 2015	Economic entity 2014 Restated	Controlling entity 2015	Controlling entity 2014 Restated
60. Cash generated from operations				
Surplus	54,016,140	119,685,666	47,990,952	119,264,695
Adjustments for:				
Depreciation and amortisation	465,408,973	452,697,097	464,535,534	452,670,172
Gains or losses on sale of assets	(484,053)	293,256	(484,053)	293,256
Loss on non current assets	400,217	11,895,205	400,217	11,895,205
Fair value adjustments	(18,453,258)	(28,121,599)	(18,453,258)	(28,121,599)
Impairment of assets	16,152,984	222,449	16,152,984	222,449
Revaluation reserve	-	52,129,145	-	52,129,145
Movements in capital replace reserve	151,935,999	-	151,935,999	-
Movements in retirement benefit obligaion	50,088,771	79,570,384	50,088,771	79,570,384
Movements in provisions	156,914	2,480,000	156,914	2,480,000
Movement in non current provisions	847,675	5,545,637	847,675	5,545,637
Movement on housing development fund	2,339,726	1,640,019	2,339,726	1,640,019
Other non-cash items	(144,387,395)	63,158,962	(144,387,385)	63,871,998
Changes in working capital:				
Inventories	695,827,434	12,480,111	695,827,434	12,480,111
Trade receivables from non exchange transactions	147,519,508	(28,034,980)	146,549,520	(28,006,844)
Trade and other receivables from exchange transactions	17,045,199	(74,708,200)	17,045,199	(74,708,200)
Trade and other receivables from non-exchange transactions	(49,511,191)	(113,631,978)	(49,552,109)	(113,623,401)
VAT	(9,960,947)	(21,085,446)	(9,960,947)	(21,085,446)
Unspent conditional grants	(190,272,023)	128,069,343	(190,272,023)	128,069,342
Taxation paid	6	-	-	-
	1,188,670,679	**664,285,071**	**1,180,761,150**	**664,586,923**
61. Additional disclosure in terms of Municipal Finance Management Act				
Contribtions to SALGA/KWANALOGA				
Council subscriptions	482,644	455,001	482,644	455,001
Amount paid - current year	(482,644)	(455,001)	(482,644)	(455,001)
	-	-	-	-
Audit fees				
Opening balance	183,538	162,365	183,538	162,365
Audit fee invoiced	3,670,171	4,341,039	3,670,171	4,341,039
Amount paid - current year	(3,669,304)	(4,319,866)	(3,669,304)	(4,319,866)
	184,405	**183,538**	**184,405**	**183,538**
PAYE and UIF				
Current year payroll deductions	108,117,561	95,039,832	108,117,561	95,039,832
Amount paid - current year	(108,117,561)	(95,039,832)	(108,117,561)	(95,039,832)
	-	-	-	-
Pension and Medical Aid Deductions				
Current year payroll deductions & council contributions	243,480,985	226,601,244	243,480,985	226,601,244
Amount paid - current year	(243,480,985)	(226,601,244)	(243,480,985)	(226,601,244)
	-	-	-	-

Figures in Rand	Economic entity 2015	Economic entity 2014 Restated	Controlling entity 2015	Controlling entity 2014 Restated
VAT				
VAT receivable	-	40,918	-	-
VAT payable	40,430,375	49,453,190	39,492,243	49,453,190
	40,430,375	**49,494,108**	**39,492,243**	**49,453,190**

All VAT returns have been submitted by the due date throughout the year.

VAT is only declared to SARS on receipt of payment from consumers.

Councillors' arrear consumer accounts

Normal credit control procedures have been applied for the recovery of all oustanding debt. Councillors have made arrangements to re-pay outstanding debt.

The following Councillors had arrear accounts outsatinding for more than 90 days as at

30 June 2015	Outstanding more than 90 days R	Total R
TI Dlamini	8,098	8,098
TS Magwaza	3,591	3,591
VGM Mlete	23,330	23,330
SC Ndawonde	132,095	132,095
VT Magubane	10,809	10,809
	177,923	**177,923**

30 June 2014	Outstanding more than 90 days R	Total R
TI Dlamini	10,897	10,897
TS Magwaza	6,913	6,913
MB Zuma	580	580
VGM Mlete	24,775	24,775
P Sithole	2,091	2,091
SC Ndawonde	140,881	140,881
DB Phungula	11,493	11,493
VT Magubane	3,627	3,627
T Ndlovu	3,368	3,368
	204,625	**204,625**

62. Deviation from supply chain management regulations

Regulation 36 of the Municipal SCM Regulations of 2005 permits the Accounting Officer to "dispense with official procurement processes established by the policy and to procure any required goods or services through any convenient process".

This would typically include urgent and emergency cases, single-source goods, and any other cases where it impractical to follow normal SCM process. In the event of such a decision, the Accounting Officer is required to report this to the next Council meeting for noting. The expenses incurred as listed below have been written off.

Incidents				
Legal	1,920,972	578,713	1,920,972	578,713
Water quality testing	-	68,310	-	68,310
Health and safety	4,615	-	4,615	-
Other	17,050,409	-	17,050,409	-
Uniforms	-	1,973,443	-	1,973,443
Repairs to motor vehicles	5,469,761	330,000	5,469,761	330,000
Repairs and maintenance	3,773,458	3,186,697	3,773,458	3,186,697
Repairs to property,plant and equipment	435,978	442,286	435,978	442,286
Library	-	5,881,430	-	5,881,430

Figures in Rand	Economic entity 2015	Economic entity 2014 Restated	Controlling entity 2015	Controlling entity 2014 Restated
Service delivery	73,409,429	7,449,974	73,409,429	7,449,974
Training	148,100	-	148,100	-
Computer expenditure	2,253,997	739,926	2,253,997	739,926
	104,466,719	**20,650,779**	**104,466,719**	**20,650,779**

63. Litigation prepaid meters

Commissions - are calculated on sales from prepaid electricity sales made by vendors on behalf of the Council. The commissions are included in the general expenses category of the statement of financial performance.

In the 2006/2007 financial year two vendors had defaulted in depositing amounts received from prepaid sales. As a result no commission was paid to them. The defaulting vendors are Sweet waters and Phayiphini who had ceased trading in January 2007 and October 2006 respectively.

The amounts of R55 723 and R75 896 respectively are deemed to be irrecoverable for the 2005/2006 financial year. Also the amounts of R13 980 and R15 671 being the movements for the 2006/2007 year are deemed irrecoverable .

This matter is being handled by the legal division in conjunction with the SAPS - Commercial branch unit and Venn Nemeth & Hart attorneys.

64. Commitments

Authorised capital expenditure

Already contracted for but not provided for				
• Parks	18,836,226	-	18,836,226	-
• IRPTN	42,464,384	-	42,464,384	-
• Sanitation	95,941,470	95,941,331	95,941,330	95,941,331
• Equipment	255,000	-	255,000	-
• Water	27,376,817	28,567,992	27,376,817	28,567,992
• Roads	29,294,123	4,802,743	29,294,123	4,802,743
• Buildings	233,200	-	233,200	-
	214,401,220	**129,312,066**	**214,401,080**	**129,312,066**

Total capital commitments

Already contracted for but not provided for	214,401,220	129,312,066	214,401,080	129,312,066

65. Contingencies

Refer to Appendix F for detailed listing of contingent liabilities	84,745,591	61,675,828	84,745,591	61,675,828

66. Related parties

Related party transactions

The NCT tree farming (Pty) Ltd manages timber plantations established on Council owned land on behalf of the Council by a management agreement. NCT is entitled to a 5% management fee based on net profit.

Safe City has been formed as a partnership with the business community to combat crime in the city. Council allocates a grant in aid to the entity.

NCT - 5% of management fee	282,491	86,272	282,491	86,272
Safe City Msunduzi (Pty) Ltd - grant	11,333,904	4,210,526	11,333,904	4,210,526
	11,616,395	**4,296,798**	**11,616,395**	**4,296,798**

Awards to close family members of persons in the service of the state	Opening balance	Contract value	Closing balance
Enforce Security - the director of the company is married to Ms Dube MEC for Local Government and Traditional Affairs	**1,338,973**	**4,772,736**	**6,111,709**

Key management information

Executive councillors	Annual remuneration	Car allowance	Cell phone allowance and housing subsidy	Basic non retirement funding	Pension	Medical aid
Mayor - CJ Ndlela	958,975	-	41,820	66,405	149,274	33,206
Deputy Mayor - TR Zuma	665,212	152,173	41,820	29,492	104,206	-
Member - NP Bhengu	566,941	222,910	59,114	28,389	-	35,154
Member - JM Lawerence	733,515	10,700	20,868	32,520	114,905	-
Member - M Inderjit	588,998	125,610	59,114	47,636	92,532	18,369
Member M Tarr	640,341	22,910	23,318	-	-	-
Member - WF Lambert	712,946	34,404	20,868	32,476	111,813	-
Member - NE Majola	665,292	57,956	20,868	68,972	104,410	33,206
Member - JJ Ngubo	590,379	142,662	59,114	27,649	92,704	-
Member - VT Xulu	837,143	-	20,868	37,852	-	16,645
Member - M Schalkwyk	532,608	222,910	20,868	24,686	83,594	27,841
Subtotal	**7,492,350**	**992,235**	**388,640**	**396,077**	**853,438**	**164,421**
	7,492,350	**992,235**	**388,640**	**396,077**	**853,438**	**164,421**

Councillors	Annual remuneration	Car allowance	Cell phone allowance	Basic non retirement funding	Pension	Medical aid
Speaker - V Baijoo	698,380	152,173	41,820	34,600	-	67,593
Whip - TV Magubane	653,708	89,164	20,868	29,819	102,500	16,645
NB Ahmed	278,845	62,415	20,868	13,056	43,785	17,997
R Ahmed	242,082	104,024	20,868	(10,697)	37,917	21,378
RP Ashe	259,848	104,025	20,868	11,520	40,705	-
N Atwaru	278,007	41,610	20,868	13,824	43,775	38,882
C Bradley	241,936	104,024	20,868	11,520	38,018	20,599
S D Buthelezi	245,375	104,025	20,868	11,520	38,534	16,645
TM Buthelezi	240,644	104,025	20,868	11,520	37,825	22,085
PN Dlamini	236,623	104,025	20,868	11,520	37,221	26,709
TI Dlamini	230,974	104,025	20,868	11,520	36,374	33,206
AB Dlomo	259,848	104,025	20,868	11,520	40,705	-
S Govender	298,826	104,025	20,868	13,248	-	-
SC Gwala	244,199	104,025	20,868	11,520	38,358	17,997
N F Gumede	289,346	41,610	20,868	13,824	45,476	25,843
UJ Haswell	293,983	62,415	20,868	13,568	46,133	-
SP Lyne	259,848	104,025	20,868	11,520	40,705	-
LL Madlala	244,199	104,025	20,868	11,520	38,358	17,997
S I Madonda	265,484	62,415	20,868	13,056	47,781	33,362
S T Majola	248,488	104,025	20,868	11,520	39,001	13,065
FM Makhathini	226,038	104,025	20,868	11,520	35,634	38,882
T Matiwane	346,464	-	20,868	15,360	54,274	-
M Maphumalo	287,970	104,025	20,868	13,248	7,237	10,855
AL Mbanjwa	232,835	104,025	20,868	11,520	36,653	31,066
GR McArthur	259,848	104,025	20,868	11,520	40,705	-
MB Mkhize	243,921	104,025	20,868	11,520	38,316	18,317
MA Mkhize	259,848	104,025	20,868	11,520	40,705	-
MH Mkhize	226,038	104,025	20,868	11,520	35,634	38,882
SA Mkhize	239,353	104,025	20,868	11,520	37,631	23,569
VGM Mlete	229,280	104,025	20,868	11,520	36,120	35,154
P N Msimang	310,984	62,415	20,868	15,014	-	27,685
SC Ndawonde	314,985	-	20,868	15,360	49,552	36,202
MD Ndlovu	239,291	104,025	20,868	9,827	37,368	25,589
NZ Ndlovu	240,574	104,025	20,868	11,520	37,814	22,165
TP Ndlovu	247,754	104,025	20,868	11,520	38,891	13,909
BB Ngcobo	257,268	83,219	20,868	12,288	40,433	22,889
JM Ngcobo	259,848	104,025	20,868	11,520	40,705	-

Councillors	Annual remuneration	Car allowance	Cell phone allowance	Basic non retirement funding	Pension	Medical aid
KM Ngcobo	240,574	104,025	20,868	11,520	37,814	22,165
LC Ngcobo	230,974	104,025	20,868	11,520	36,374	33,206
MA Ngcobo	331,991	-	20,868	15,360	52,103	16,645
TP Ngcobo	235,774	104,024	20,868	11,520	37,094	27,685
PG Ngidi	245,375	104,025	20,868	11,520	38,534	16,645
TD Ntombela	259,848	104,025	20,868	11,520	40,705	-
DB Phungula	222,226	104,024	20,868	11,520	35,062	43,265
DF Ryder	298,825	104,025	20,868	13,248	-	-
P Shozi	311,818	41,610	20,868	13,824	48,846	-
LN Sikhakhane	259,848	104,025	20,868	11,520	40,705	-
J Singh	247,754	104,025	20,868	11,520	38,891	13,909
RB Singh	346,464	-	20,868	15,360	54,274	-
P Sithole	247,754	104,025	20,868	11,520	38,891	13,909
BC Sokhela	290,791	39,529	20,868	13,901	45,704	26,173
MS Sokhela	247,754	104,025	20,868	11,520	38,891	13,909
R Soobiah	259,848	104,025	20,868	11,520	40,705	-
LJ Winterbach	259,848	104,025	20,868	11,520	40,705	-
DP Zondi	291,650	62,415	20,868	15,901	46,133	-
BE Zuma	259,848	104,025	20,868	11,520	40,705	-
MB Zuma	247,754	104,025	20,868	11,520	38,891	13,909
NJ Zungu	266,960	104,025	20,868	4,409	40,705	-
TRM Zungu	247,754	104,025	20,868	11,520	38,891	13,909
PV Jaca	259,848	104,025	20,868	11,520	40,705	-
FN Mbatha	295,612	43,690	20,868	13,747	46,404	16,645
TS Magwaza	237,420	104,024	20,868	11,932	37,403	25,319
Subtotal	**17,077,254**	**5,525,800**	**1,314,768**	**770,837**	**2,395,978**	**1,032,460**
	17,077,254	**5,525,800**	**1,314,768**	**770,837**	**2,395,978**	**1,032,460**

Remuneration of management	Annual remuneration	Car allowance and travel claim	Bonus	Contributions to UIF, medical aid and pension funds	Acting allowance	Cell phone allowance and housing subsidy
Municipal manager	1,096,038	220,102	150,000	144,270	-	30,000
Chief finance officer	893,862	146,545	60,000	88,936	-	-
Deputy municipal manager community services	856,980	112,799	60,000	118,762	-	66,572
Deputy municipal manager corporate services	994,226	-	-	201,488	20,185	-
Deputy municipal manager infrastructure services	-	-	-	-	94,979	-
Deputy municipal manager development services	953,998	146,545	-	94,800	-	-
Executive manager internal audit	647,079	154,131	53,923	149,819	-	1,635
Subtotal	**5,442,183**	**780,122**	**323,923**	**798,075**	**115,164**	**98,207**
	5,442,183	**780,122**	**323,923**	**798,075**	**115,164**	**98,207**

Safe City management	Remuneration
L Holthausen	351,475
R Holthausen	183,193
C Holthausen	122,567
Subtotal	**657,235**
	657,235

67. Events after the reporting date

No events to report on after the reporting date.

68. Changes in accounting policy

The Msunduzi Municipality has elected to use cost model when accounting for heritage assets except for artworks.

However a class of heritage assets (artworks) have been revalued for an amount of R 52 129 145 due to its nature.

The effective date of the revaluations was 31 October 2014.

Revaluations were performed by an independent valuer, Gilfillan Scott - Berning.

	Economic entity		Controlling entity	
Figures in Rand	**2015**	**2014 Restated**	**2015**	**2014 Restated**
Statement of Financial Position				
Heritage assets				
Previously stated balance	-	177,572,480	-	177,572,480
Transfer to reserve	-	52,129,145	-	52,129,145
	-	**229,701,625**	**-**	**229,701,625**

69. Prior period errors

The comparative statements for 2013/2014 financial year have been restated to recognise the amendments relating to all of the below errors.

The effects of the changes are detailed below:

Statement of financial position

Inventory				
Write-off of redundant stock relating to mechancial workshops approved in terms of the inventory management policy				
Balance previously reported	-	743,239,027	-	743,239,027
Write-off of redundant stock - 2004 / 2005	-	(674,292)	-	(674,292)
Restated balance	**-**	**742,564,735**	**-**	**742,564,735**
Trade and other receivables				
Write back of unallocated consolidated billing clearing accounts				
Balance previously reported	-	403,196,500	-	403,194,000
Write back of unallocated suspense accounts - 2004 / 2005	-	1,971,558	-	1,971,558
Restated balance	**-**	**405,168,058**	**-**	**405,165,558**
In terms of the debt collection procedures in respect of terminating services council could not validate the tampering of the meter by the consumer				
Balance previously reported	-	405,168,058	-	405,165,558
Crediting of the consumer debtor account on additional charges raised - 2011 / 2012	-	(452,037)	-	(452,037)
Restated balance	**-**	**404,716,021**	**-**	**404,713,522**
Investment property				
Increase of investment property due to revaluation performed by BPG Mass Appraisals (Pty) Ltd valuers				
Balance previously reported	-	330,572,104	-	330,572,104
Take on of investment property	-	32,310,000	-	32,310,000
Restated balance	**-**	**362,882,104**	**-**	**362,882,104**

Figures in Rand	Economic entity 2015	Economic entity 2014 Restated	Controlling entity 2015	Controlling entity 2014 Restated
Property plant and equipment				
Balance previously reported	-	6,055,075,526	-	6,054,916,230
Revaluation of land initially recognised at zero value	-	2,000	-	2,000
Revaluation of land as per market value	-	13,075,001	-	13,075,001
Revaluation of land initially recognised at zero value - Ezemvelo	-	4,200,000	-	4,200,000
Transfer of Safe City assets from Msunduzi asset register	-	-	-	(713,034)
Correction of accumulated depreciation and depreciation as per review of useful adjustments erroneously adjusted	-	1,401,709	-	1,401,709
Reallocation for investment property to property plant and equipment	-	26,341,712	-	26,341,712
Initial recognition of finance leases	-	2,754,543	-	2,754,543
Landfill site adjustment	-	28,579,617	-	28,579,617
Reallocation from Investment properties to property, plant and equipment - accumulated depreciation	-	(1,330,405)	-	(1,330,405)
Reallocation of intangible assets	-	(169,641)	-	(169,641)
Restated balance	**-**	**6,129,930,060**	**-**	**6,129,057,730**
Intangible assets				
Balance previously reported	-	2,097,543	-	2,097,543
Reallocation to property plant and equipment	-	169,641	-	169,641
Restated balance	**-**	**2,267,184**	**-**	**2,267,184**
Unspent conditional grants				
Repayment of unspent conditional grants to due to rollovers not approved by National Treasury for electricity demand side management grant and municipal infrastructure grant				
Balance previously reported	-	291,314,078	-	291,314,078
Repayment of electricity side demand management grant	-	(2,980,459)	-	(2,980,459)
Repayment of municipal infrastructure grant	-	(4,234,997)	-	(4,234,997)
Restated balance	**-**	**298,529,534**	**-**	**298,529,534**
Payables from exchange transactions				
Purchase of brush cutters by parks department				
Balance previously reported	-	453,062,864	-	453,062,864
Purchase of brush cutters	-	153,509	-	153,509
Re-payment of finance lease obligation interest paid	-	(218,130)	-	(218,130)
Restated balance	**-**	**452,998,243**	**-**	**452,998,243**
Finance lease liability				
Re-classification of computer operating lease to finance lease				
Balance previously reported	-	4,005,963	-	4,005,963
Re-payment of finance lease obligation	-	(339,354)	-	(339,354)
Restated balance	**-**	**3,666,609**	**-**	**3,666,609**

Figures in Rand	Economic entity 2015	Economic entity 2014 Restated	Controlling entity 2015	Controlling entity 2014 Restated
Statement of Financial Performance				
During the 2014/15 financial year the municipality corrected a fundamental error. The municipality discovered that water & electricity consumption was estimated for a longer period in contravention of municipality's debt collection and credit control policy. The municipality therefore embarked in an extensive exercise of locating and reading the meters in order to obtain accurate readings.				
Balance previously reported	-	2,073,501,239	-	2,073,501,239
Reversal of estimated meters in respect of duplications and none existing meters	-	(10,168,858)	-	(10,168,858)
Restated balance	**-**	**2,063,332,381**	**-**	**2,063,332,381**
Property rates				
Property rated appeal upheld by the appeal board				
Balance previously reported	-	602,953,620	-	602,953,620
Appeal court decision property rated adjusted - 2009 / 2010	-	(1,666,375)	-	(1,666,375)
Restated balance	**-**	**601,287,245**	**-**	**601,287,245**
Depreciation				
Provision for the rehabilitation of the landfill site				
Balance previously reported	-	452,697,098	-	452,670,171
Recognition of depreciation on the landfill site	-	28,579,617	-	28,579,617
Restated balance	**-**	**481,267,715**	**-**	**481,249,788**
Backlog depreciation on the transfer of investment property to property plant and equipment				
Balance previously reported	-	481,267,715	-	481,249,788
Adjustment to depreciation	-	(1,330,405)	-	(1,330,405)
Restated balance	**-**	**479,937,310**	**-**	**479,919,383**
Correction of depreciation in respect of re-classification of computer operating lease to finance lease				
Balance previously reported	-	479,937,310	-	479,919,383
Correction of depreciation	-	(344,318)	-	(344,318)
Restated balance	**-**	**47,647,620**	**-**	**47,647,620**
Finance cost				
Balance previously reported	-	67,174,144	-	67,174,144
Correction of interest	-	218,131	-	218,131
Restated balance	**-**	**67,392,275**	**-**	**67,392,275**

Figures in Rand	Economic entity 2015	Economic entity 2014 Restated	Controlling entity 2015	Controlling entity 2014 Restated
Accumulated surplus				
Balance previously reported	-	7,197,894,753	-	7,197,022,701
Write back of unallocated suspense accounts - 2004 / 2005	-	1,971,558	-	1,971,558
Crediting of the consumer debtor account on additional charges raised - 2011 / 2012	-	(452,037)	-	(452,037)
Reversal of estimated meters in respect of duplications and none existing meters	-	(10,168,858)	-	(10,168,858)
Appeal court decision property rated adjusted - 2009 / 2010	-	1,666,375	-	1,666,375
Repayment of electricity side demand management grant and municipal infrastructure grant	-	(7,215,456)	-	7,215,456
Write-off of redundant stock - 2004 / 2005	-	(674,292)	-	(674,292)
Purchase of brush cutters	-	(153,509)	-	(153,509)
Recognition of depreciation on the landfill site	-	28,579,617	-	28,579,617
Revaluation of land initially recognised at zero value - Ezemvelo	-	4,200,000	-	4,200,000
Revaluation of land as per market value	-	13,075,001	-	13,075,001
Revaluation of land initially recognised at zero value	-	2,000	-	2,000
Transfer of Safe City assets from Msunduzi asset register	-	-	-	(713,037)
Correction of accumulated depreciation depreciation as per review of useful adjustments erroneously adjusted	-	1,401,709	-	1,401,709
Revaluation of investment property	-	32,310,000	-	32,310,000
Finance lease interest	-	218,131	-	218,131
Finance lease capital payment	-	339,354	-	339,354
Finance lease depreciation	-	(344,318)	-	(344,318)
Adjustment to depreciation	-	(1,330,405)	-	(1,330,405)
Restated balance	**-**	**7,261,319,624**	**-**	**7,259,734,538**

70. Change in accounting estimate

Property, plant and equipment

Review of useful life for fully depreciated assets according to GRAP 17 and the reclassification of property, plant and equipment to investment property. The effect of this revision has increased the depreciation by R 1 472 099.

Provisions

The leave pay provision is created to ensure adherence to SALGA collective agreement requirements.It states that at the end of a leave cycle, an employee may not have more than 48 days annual leave to his credit. The effect of this revision has increased the provision by R 6 482 216.49.

The long service award provision is created to ensure adherence to SALGA collective agreement requirements.The estimate is based on the monthly salaries rate at 30 June 2014. The effect of this revision has decreased the provision by R55 053.

71. Irregular expenditure

Opening balance	314,423,267	45,411,822	313,368,663	45,411,822
Add: Irregular Expenditure - current year	708,444	269,011,445	1,763,037	267,956,841
Less: Amounts written off	(301,286,309)	-	(301,286,309)	-
	13,845,402	**314,423,267**	**13,845,391**	**313,368,663**

Figures in Rand	Economic entity 2015	Economic entity 2014 Restated	Controlling entity 2015	Controlling entity 2014 Restated
Analysis of expenditure awaiting to be written off per age classification				
2008 / 2009	4,077,827	4,077,827	4,077,827	4,077,827
2009 / 2010	5,458,355	5,458,355	5,458,355	5,458,355
2010 / 2011	3,551,576	3,551,576	3,551,576	3,551,576
2011 / 2012	38,200	38,200	38,200	38,200
2012 / 2013	-	32,285,864	-	32,285,864
2013 / 2014	11,000	269,011,445	-	267,956,841
2014 / 2015	708,444	-	719,433	-
	13,845,402	**314,423,267**	**13,845,391**	**313,368,663**

Irregular expenditure not yet written off

Section 32(4) of the Municipal Finance Management Act requires that Council can deal with these matters in the manner prescribed. In the case of irregular and fruitless and wasteful expenditure, it is only after an investigation has been conducted that irregular expenditure can be certified as irrecoverable and written off by Council hence there no movement between financial years 2008/2009 to 2012/2013 as the investigations are still open and as soon as they are closed Council will write off this expenditure.

Details of Irregular Expenditure – Current year	
Awards made to person in service of the state	476,300
Awards made to person in service of the state and employees of the state	232,144
	708,444

Details of Irregular Expenditure not yet written off	
2012 / 2013	3,791,822
2012 / 2013	28,494,042
2013 / 2014	267,956,841
2014 / 2015	1,043,604
	301,286,309

72. Fruitless and wasteful expenditure

Fruitless and wasteful expenditure	4,581,004	4,155,739	4,567,296	4,132,273
Reconciliation of fruitless and wasteful expenditure				
Opening balance	4,132,273	3,993,460	4,132,273	3,993,460
Add:fruitless and wasteful expenditure current year	449,104	162,279	435,396	138,813
Less: amounts written off	(373)	-	(373)	-
Fruitless and wasteful expenditure awaiting to be written off /repayment	**4,581,004**	**4,155,739**	**4,567,296**	**4,132,273**
Purchase and distribution of diaries calendars, wall planners and desk calendars	285,759	-	285,759	-
Interest on : Late payment of Telkom accounts	118	7,218	118	7,218
Interest on : Late payment of Eskom accounts	2,292	6,978	2,292	6,978
Cancellation of tenders	125,021	57,600	125,021	57,600
Interest on : Late payment to SARS	-	66,878	-	66,878
Interest on : Late payment to Post Office accounts	20	-	20	-
Interest on : Late payment to Umgungundlovu District Municipality	536	-	536	-
Interest on : Late payment to Macwin	20,819	-	20,819	-
SARS - interest and penalties	6	12,966	-	-
Interest on : Late payment of audit fees	13,702	10,500	-	-
Interest on : Late payment of SABC TV license	831	-	831	-
Interest on : Late payment to Swiftnet	-	139	-	139
	449,104	**162,279**	**435,396**	**138,813**

A system has been put in place to stream-line the payment process to ensure non occurrence of interest costs. Staff have been advised on possible recovery of costs due to negligence.

Figures in Rand	Economic entity 2015	Economic entity 2014 Restated	Controlling entity 2015	Controlling entity 2014 Restated
73. Unauthorised expenditure				
Funds still to be received from KZN provincial treasury for Nhlalakahle informal settlement electrification project	181,941	181,941	181,941	181,941
Funds still to be received from Department of Human Settlements for Jika Joe informal settlement	12,197,883	12,197,883	12,197,883	12,197,883
	12,379,824	**12,379,824**	**12,379,824**	**12,379,824**
Reconcilation of unauthorised expenditure				
Opening balance	12,379,824	21,073,373	12,379,824	21,073,373
Add: unauthorised expenditure - current year	-	12,379,824	-	12,379,824
Less: written off expenditure - prior year	-	(21,073,373)	-	(21,073,373)
	12,379,824	**12,379,824**	**12,379,824**	**12,379,824**

Funds still be to received from KZN Provincial Treasury Nhlalakahle informal settlement electrification project for an amount of R 181 941 and from the department of Human settlements for Jika Joe informal settlement for an amount of R 12 197 883 amounting to R 12 379 824.

74. Comparative figures

Certain comparative figures have been reclassified for prior period error and change in accounting policy restatements.

75. Electricity, water and inventory losses

Electricity losses				
Units purchased - kWh	1,739,221,935	1,735,228,615	1,739,221,935	1,735,228,615
Units sold - kWh	(1,504,286,888)	(1,537,738,108)	(1,504,286,888)	(1,537,738,108)
Loss - kWh	234,935,047	197,490,507	234,935,047	197,490,507
Electricity loss as a percentage	14	11	14	11
	0.76312	0.71033	0.76312	0.71033
Electricity loss in rand value	**179,284,023**	**140,283,985**	**179,284,023**	**140,283,985**

The significant electricity losses of 2015 : 234 935 047 kWh (2014 : 197,490,507 kWh) occurred during the year under review, which resulted in material revenue losses to the municipality.

The acceptance norm of electricity loss is 7% and 10%. as per MFMA circular 71 dated January 2014.

The increase in the loss is due to illegal connections to consumers.

Water losses				
Units purchased -Kl	70,387,564	67,004,044	70,387,564	67,004,044
Units sold - Kl	(47,142,418)	(44,943,173)	(47,142,418)	(44,943,173)
Losses - Kl	17,201,409	22,060,871	17,201,409	22,060,871
Apparent losses - Kl	6,043,738	(5,735,826)	6,043,738	(5,735,826)
Real losses - Kl	23,245,147	16,325,045	23,245,147	16,325,045
Water loss as a percentage	33	24	33	24
	5.07000	4.68200	5.07000	4.68200
Water loss in rand value	**117,859,869**	**76,433,861**	**117,859,869**	**76,433,861**

For the 2014/2015 reporting period there has been a change in the methodology for the calculation of the water losses as per MFMA circular 71 dated January 2014.

The acceptable norm as per the above circular for water losses is between 15% to 30%.

The significant water losses of 2015: 23,245,147 kl (2014: 16, 325, 045 kl) occurred during the year under review, which resulted in material revenue losses to the municipality.

A contributing factor to the increase in the water losses is the aging pipeline infrastructure.

In the 2015 / 2016 financial year the municipality has budgeted R 5.3 million for the replacement of the aging pipelines.

Figures in Rand	Economic entity 2015	Economic entity 2014 Restated	Controlling entity 2015	Controlling entity 2014 Restated

Activities carried out for real loss initiatives

1. Pressure reducing valves (PRV) maintenance and repairs - this has been completed in the old and new city only.

2. PVR optimisation - ensure that the larger PRV zones would remain discreet by utilising a magnetic value top on all crown valves as well as upgrading and / repairing existing PRV's and their chambers.

3. Advances controllers - core focus was to change / install seven i20 advanced PRV controllers that would decrease the real losses and burst frequency for the municipality.

4. Creation of new district metering areas (DMA) - four new DMA's in the CBD were created, to help zone the CBD.

5. Meter replacement program - five plumbing contractors were awarded rate based contracts to help eliminate the exception reports received from the revenue unit. At the end of the reporting period 4 255 domestic meters were replaced.

6. Standpipe metering - Approximately 300 of the 730 standpipes could be found. These have been earmarked to be metered in the next reporting period.

7. Telemetry upgrades - Telemetry upgrades on all reservoir outlets were completed at the following sites as which include Bisley, Oribi, Murray, Haythorns, and Symmons reservoirs.

Inventory losses	418,502	439,602	418,502	439,602

There has been a close monitoring and interrogation of the movement of inventory. Additional staff have been appointed to maximise efficiency of the central stores.

76. Traffic fines outstanding

As per NATIS - traffic department				
Notice of intention to prosecute - 341's	12,778,200	2,015,700	12,778,200	2,015,700
Paid	(251,900)	(11,350)	(251,900)	(11,350)
Withdrawn	(136,050)	(10,300)	(136,050)	(10,300)
Unsuccessful	(32,700)	(7,750)	(32,700)	(7,750)
Warrant of arrests	(1,350)	-	(1,350)	-
Section 56 notices - summons	3,525,950	3,811,350	3,525,950	3,811,350
Paid	(333,215)	(359,190)	(333,215)	(359,190)
Withdrawn	(932,610)	(732,750)	(932,610)	(732,750)
Unsuccessful	-	(371,735)	-	(371,735)
Warrant of arrests	(193,025)	(147,475)	(193,025)	(147,475)
	14,423,300	**4,186,500**	**14,423,300**	**4,186,500**

77. Risk management

Financial risk management

The municipality's activities expose it to a variety of financial risks: market risk (including currency risk, fair value interest rate risk, cash flow interest rate risk and price risk), credit risk and liquidity risk.

The municipality's overall risk management program focuses on the unpredictability of financial markets and seeks to minimise potential adverse effects on the municipality's financial performance.

Interest rate risk

As the municipality has no significant interest-bearing assets, the municipality's income and operating cash flows are substantially independent of changes in market interest rates.

The municipality's interest rate risk arises from long-term borrowings. Borrowings issued at variable rates expose the municipality to cash flow interest rate risk. Borrowings issued at fixed rates expose the municipality to fair value interest rate risk.

Credit risk

Credit risk consists mainly of cash deposits, cash equivalents, derivative financial instruments and trade debtors. The municipality only deposits cash with major banks with high quality credit standing and limits exposure to any one counter-party.

Trade receivables comprise a widespread customer base. Management evaluated credit risk relating to customers on an ongoing basis. If customers are independently rated, these ratings are used. Otherwise, if there is no independent rating, risk control assesses the credit quality of the customer, taking into account its financial position, past experience and other factors. Individual risk limits are set based on internal or external ratings in accordance with limits set by the board. The utilisation of credit limits is regularly monitored. Sales to retail customers are settled in cash or using major credit cards. Credit guarantee insurance is purchased when deemed appropriate.

	Economic entity		Controlling entity	
Figures in Rand	**2015**	**2014 Restated**	**2015**	**2014 Restated**

Liquidity risk

Prudent liquidity risk management implies maintaining sufficient cash and marketable securities, the availability of funding through an adequate amount of committed credit facilities and the ability to close out market positions. Due to the dynamic nature of the underlying businesses, municipality treasury maintains flexibility in funding by maintaining availability under committed credit lines.

The municipality's risk to liquidity is a result of the funds available to cover future commitments. The municipality manages liquidity risk through an ongoing review of future commitments and credit facilities.

Borrowings	Less than 1 year	Between 1 and 2 years	Between 2 and 5 years	Over 5 years
30 June 2015	48,641,698	289,548,277	255,123,845	593,313,820
30 June 2014	42,846,565	257,601,137	239,071,729	539,519,431

78. Going concern

The consolidated annual financial statements have been prepared on the basis of accounting policies applicable to a going concern. This basis presumes that funds will be available to finance future operations and that the realisation of assets and settlement of liabilities, contingent obligations and commitments will occur in the ordinary course of business.

THE MSUNDUZI MUNICIPALITY AND ITS MUNICIPAL ENTITY
APPENDIX A
SCHEDULE OF EXTERNAL LOANS AS AT 30 JUNE 2015

EXTERNAL LOANS	Loan Number	Redeemable	Balance at 30/06/14	Received during the period	Redeemed written off during the period	Balance at 30/06/15
LONG-TERM LOANS			R	R	R	R
DBSA - 15.5%	11158	30/09/2018	7 054 752		1 186 945	5 867 807
DBSA - 15.5%	11159	31/03/2019	9 180 381		1 333 492	7 846 889
DBSA - 15.5%	11160	31/03/2019	7 824 029		1 136 476	6 687 554
DBSA - 16.5%	13446	31/03/2020	15 963 485		1 728 234	14 235 251
DBSA - 16.5%	13447	31/03/2020	6 804 608		736 678	6 067 930
DBSA - 16.5%	13448	31/03/2020	10 075 131		1 090 750	8 984 381
DBSA - 14.27%	14039/101	31/12/2014	4 897 388		4 897 388	-
DBSA - 14.27%	14039/102	31/12/2015	350 342		225 866	124 476
DBSA - 14.27%	102091	11/02/2020	3 440 475		1 813 633	1 626 842
DBSA - 14.27%	102416	28/06/2021	32 126 551		368 776	31 757 776
DBSA - 9.31%	101922	30/09/2020	15 249 766		3 278 229	11 971 537
DBSA - 8.7%	102797	30/09/2022	64 131 438		5 369 697	58 761 741
DBSA - 10.79%	103059/1	30/09/2023	50 928 210		3 297 096	47 631 115
DBSA - 6.75%	103059/2	30/09/2023	11 866 022		927 282	10 938 740
DBSA -12.02%	103594/1	31/12/2024	96 129 687		4 955 644	91 174 044
DBSA - 6.75%	103594/2	31/12/2024	29 844 353		2 034 003	27 810 350
DBSA - 12.10%	103721	31/03/2025	173 652 812		8 466 393	165 186 420
DBSA - 9.19%	61007262	31/03/2025	-	100 000 000	3 359 031	96 640 969
DBSA Total			539 519 432	100 000 000	46 205 612	593 313 820
Total Long-term Loans			**539 519 432**	**100 000 000**	**46 205 612**	**593 313 820**
LEASE LIABILITY						
Nedbank - 10.000%	Nedbank 10	31/12/2014	43 990		43 990	-
Nedbank - 10.000%	Nedbank 11	24/12/2014	43 990		43 990	-
Nedbank - 10.500%	Nedbank 12	31/12/2017	819 122		250 024	569 098
Ekhwelo Business Solutions - 14.36%		31/01/2017	3 098 861		56 716	3 042 145
Nedbank Total			4 005 963	-	394 720	3 611 243
Total lease liability			**4 005 963**	**-**	**394 720**	**3 611 243**
TOTAL EXTERNAL LOANS			**543 525 395**	**100 000 000**	**46 600 331**	**596 925 064**

THE MSUNDUZI MUNICIPALITY AND ITS MUNCICPALITY
APPENDIX B
ANALYSIS OF PROPERTY ,PLANT AND EQUIPMENT AT 30 JUNE 2015

		Cost											Accumulated Depreciation								
		Opening Balance	Adjustments	Prior period	Revaluation	Land adjust-ment from inventory	Impairment	Additions	Under Construction	disposals	Disposals/ adjustment in cost due to reval	Closing Balance	Opening Balance	Adjustments	Additions (Depreciation)	prior period	Disposals current yr	Disposals Acc. Depreciation	Impairment	Closing Balance	Carrying Value
GROUP	**LAND AND BUILDINGS**																				
40101	Land	298 217 194		17 277 001	-5 121 588	693 428 000		44 147 618			-657	1 047 947 569	0	0	0		0	0	0	0	1 047 947 569
10002	Buildings	430 521 498	2 205 253					3 129 424	6 693 444			442 549 619	171 092 401	2 292 065	26 799 640		0	0	0	200 184 106	242 365 513
70101	Investment Property	356 913 816	-26 341 712	32 310 000	-19 868 603			40 091 523			-300 000	382 805 024	0	0	0		0	0	0	0	382 805 024
	Total Land and Buildings	**1 085 652 508**	**-24 136 459**	**49 587 001**	**-24 990 190**	**693 428 000**		**87 368 564**	**6 693 444**		**-300 657**	**1 873 302 211**	**171 092 401**	**2 292 065**	**26 799 640**		**0**	**0**	**0**	**200 184 106**	**1 673 118 106**
	ELECTRICITY																				
20211	HV Overhead Lines	69 882 780	0				0	0	0		0	69 882 780	13 979 684	0	5 546 850		0	0	0	19 526 534	50 356 246
20212	HV Substations	249 606 945	-0				0	60 850	54 582 164		0	304 249 959	55 573 462	16 628	12 111 892		0	0	4 273 091	71 975 074	232 274 885
20214	HV Underground Cables	15 087 569	0				0	0	0		0	15 087 569	4 331 110	0	758 581		0	0	0	5 089 692	9 997 878
20221	LV Street Lighting	71 712 430	0				0	6 482 037	10 491 230		0	88 685 697	5 048 613	2 725	3 607 883		0	0	0	8 659 221	80 026 477
20231	MV Ground Mounted Transformers	38 325 729	0				0	486 366	0		0	38 812 095	897 872	11	1 984 487		0	0	0	2 882 370	35 929 725
20232	MV Mini Substations	109 118 356	0				0	7 334 635	0		0	116 452 991	14 033 489	7 964	7 634 580		0	0	0	21 676 033	94 776 958
20233	MV Overhead Lines	31 519 937	0				0	10 006	20 321 647		0	51 851 591	3 108 310	7 779	3 935 741		0	0	0	7 051 830	44 799 761
20234	MV Substations	136 975 354	0				0	2 110 197	6 058 666		0	145 144 216	17 070 873	4 931	7 681 566		0	0	0	24 757 371	120 386 845
20241	MV Underground Cables	713 665 039	0				0	6 238 159	650 618		0	720 553 815	95 451 874	3	53 004 363		0	0	0	148 456 240	572 097 576
20242	MV Pole Mounted Transformers	17 394 040	0				0	3 279 318	13 924 902		-27 282	34 570 977	1 930 935	4 083	1 014 985		-437	-3 673	0	2 945 894	31 625 083
20243	MV Ring Main Unit	27 811 554	0				0	2 170 237	6 796		0	29 988 587	2 136 489	0	3 087 999		0	0	0	5 224 488	24 764 099
		1 481 099 732	**-0**				**0**	**28 171 805**	**106 036 023**		**-27 282**	**1 615 280 278**	**213 562 711**	**44 125**	**100 368 927**		**-437**	**-3 673**	**4 273 091**	**318 244 745**	**1 297 035 532**
	ROADS																				
30300	Overhead Gantry	130 000	0				0	0	0			130 000	8 922	0	5 628		0	0	0	14 550	115 450
30311	Concrete Roads	41 319 064	66 427				0	0	0		0	41 385 491	3 462 057	374 858	1 669 689		0	0	0	5 506 605	35 878 887
30312	Flexible Roads	1 632 114 036	-98 133				0	22 379 297	86 640 172		0	1 741 035 373	548 905 573	1 241 577	63 879 444	-713 034	0	0	0	613 313 560	1 127 721 812
30314	Unpaved Roads	131 956 615	31 706				0	72 000	0		0	132 060 321	64 954 312	-5 280	9 986 475		0	0	0	74 935 507	57 124 814
30315	Other Roads	136 206 156	0				0	206 863	1 538 277		0	137 951 296	16 532 428	0	2 935 457		0	0	-23 420	19 444 464	118 506 831
30331	Structures	237 884 393	0				0	0	0		0	237 884 393	16 144 801	5	6 327 560		0	0	0	22 472 365	215 412 027
30351	Signalized Intersections	46 512 728	72 500				0	942 598	214 950		0	47 742 776	16 996 866	24 177	2 762 353		0	0	0	19 783 396	27 959 380
30361	Airport Runway	71 403 797	0				0	0	285 412		0	71 689 210	8 806 025	24 416	3 302 685		0	0	0	12 133 127	59 556 083
		2 297 526 789	**72 500**				**0**	**23 600 759**	**88 678 811**		**0**	**2 409 878 859**	**675 810 984**	**1 659 753**	**90 869 292**	**-713 034**	**0**	**0**	**-23 420**	**767 603 574**	**1 642 275 284**
	SANITATION																				
71000	Sewer Treatment Works	2 760 618	-726 560				0	0	0		0	2 034 058	1 055 153	-323 502	166 057		0	0	0	897 708	1 136 350
72000	Pump Stations	21 246 436	-399 712				0	0	0		0	20 846 724	4 820 314	-207 317	1 679 017		0	0	7 418 684	13 710 698	7 136 027
73000	Bulk Sewers	63 707 731	159 431				0	0	0		0	63 867 162	10 589 470	0	4 173 634		0	0	159 431	14 922 535	48 944 627
74000	Sewer Reticulation	597 296 857	1 126 272				0	0	29 711 199		0	628 134 328	120 712 540	530 819	35 828 035		0	0	0	157 071 393	471 062 934
		685 011 642	**159 431**				**0**	**0**	**29 711 199**		**0**	**714 882 272**	**137 177 477**	**-0**	**41 846 742**		**0**	**0**	**7 578 115**	**186 602 334**	**528 279 939**
	WATER																				
50051	Water Reticulation	401 280 474	0				0	0	4 570 327		0	405 850 801	90 830 594	6 268	32 699 123					123 535 985	282 314 816
50052	Pump Stations	9 809 888	-5 172 498				0	0	0		0	4 637 390	4 364 178	-2 502 138	308 115		0	0	1 031 626	3 201 781	1 435 609
50053	Reservoirs	166 057 022	5 172 498				0	0	23 181 707		0	194 411 227	24 216 378	2 502 138	9 663 472		0	0	2 093 748	38 475 736	155 935 491
50054	Water Supply Bulk Water Pipelines	446 890 844	63 019				0	0	1 604 093		0	448 557 956	100 267 809	68	50 607 700		0	0	63 019	150 938 596	297 619 360
50055	Water Supply Pressure Reduce Valves	3 764 700	152 530				0	0	0		0	3 917 230	1 590 873	132 957	350 103		0	0	0	2 073 933	1 843 296
50056	Water Meters	18 830 740	0				0	0	24 211 875			43 042 615	117 750	0	18 865		0	0	0	136 615	42 906 000
		1 046 633 668	**215 548**				**0**	**0**	**53 568 002**		**0**	**1 100 417 218**	**221 387 583**	**139 292**	**93 647 378**		**0**	**0**	**3 188 393**	**318 362 647**	**782 054 572**
	SECURITY																				
10801	Fencing	4 806 891	0				0	0	0		0	4 806 891	3 179 640	0	157 200		0	0	186 389	3 523 229	1 283 662
10802	Security Systems	26 768 909	0				0	3 127 462	0		-7 084 867	22 811 504	21 251 125	66 734	2 390 985		-451 340	-6 371 833	0	16 885 671	5 925 833
10803	Access Control	248 269	0				0	0	0		0	248 269	154 203	-22 543	33 081		0	0		164 740	83 528
		31 824 069	**0**				**0**	**3 127 462**	**0**		**-7 084 867**	**27 866 664**	**24 584 968**	**44 191**	**2 581 266**		**-451 340**	**-6 371 833**	**186 389**	**20 573 641**	**7 293 023**
	STORMWATER																				
80081	Major Culverts	41 382 991	0				0	1 803 182	437 031		0	43 623 204	5 489 032	0	817 083		0	0	0	6 306 115	37 317 088
80084	Minor Culverts	662 608	0				0	0	0		0	662 608	88 046	0	12 570		0	0	0	100 615	561 993
80085	Kerb Inlets	87 153 219	0				0	0	0		0	87 153 219	22 565 497	0	3 226 465		0	0	0	25 791 962	61 361 256
80086	Manholes	56 558 788	0				0	0	0		0	56 558 788	14 663 228	0	2 093 179		0	0	0	16 756 408	39 802 380
80087	Open Channels	26 653 325	0				0	308 000			0	26 961 325	1 892 861	1 448	525 872		0	0	0	2 420 180	24 541 145
80088	Reticulation	347 435 352	0				0	112 283	649 483		0	348 197 118	46 397 899	0	6 691 522		0	0	0	53 089 422	295 107 696
80089	Head and Wingwalls	5 549 544	0				0	204 975	0		0	5 754 519	1 438 755	0	205 405		0	0	0	1 644 160	4 110 359
		565 395 827	**0**				**0**	**2 428 440**	**1 086 514**		**0**	**568 910 781**	**92 535 319**	**1 448**	**13 572 096**		**0**	**0**	**0**	**106 108 863**	**462 801 918**
	RAILWAY LINES																				
10901	Railway Lines	3 509 480	0				0	0	0		0	3 509 480	1 825 899	0	74 466		0	0	0	1 900 365	1 609 116
		3 509 480	0				0	0	0		0	3 509 480	1 825 899	0	74 466		0	0	0	1 900 365	1 609 116
	SOLID WASTE																				
40040	Garden Refuse	1 951 945	157 536				0	487 964	0		0	2 597 445	786 672	93 941	132 125		0	0	37 698	1 050 437	1 547 009
40041	Landfill Site	7 363 484	712 123				0	0	0		0	8 075 607	1 051 395	214 567	240 225		0	0	0	1 506 187	6 569 420
40042	Sorting Stations	870 400	-869 660				0	0	0		0	740	308 350	-308 252	38		0	0	0	135	605
		10 185 829	**-1**				**0**	**487 964**	**0**		**0**	**10 673 792**	**2 146 417**	**256**	**372 388**		**0**	**0**	**37 698**	**2 556 759**	**8 117 033**
	Total Infrastructure Assets	**6 121 187 036**	**447 478**		**0**		**0**	**57 816 429**	**279 080 550**		**-7 112 149**	**6 451 419 345**	**1 369 031 358**	**1 889 065**	**343 332 556**	**-713 034**	**-451 777**	**-6 375 505**	**15 240 266**	**1 721 952 928**	**4 729 466 417**
	COMMUNITY ASSETS																				
	Community Buildings																				
10001	Fire Stations	23 421 717	42 379				0	0	0		0	23 464 095	9 201 853	38 272	1 382 807		0	0	0	10 622 932	12 841 163
10003	Stadiums	45 766 853	11 291 406	28 579 617			0	0	81 213		0	85 719 089	20 772 419	15 726 461	3 510 006		0	0	523 632	40 532 518	45 186 571
10005	Public Conveniences	62 023 233	-30 824 801				0	590 358	0		0	31 788 789	23 905 748	-14 557 302	2 337 039		0	0	0	11 685 485	20 103 304
10006	Clinincs	25 538 340	3 903 723				0	0	0		0	29 442 063	11 937 921	-24 567	704 540		0	0	0	12 617 894	16 824 169
10007	Libraries	82 414 643	-1 524 962				0	1 495 814	0		0	82 385 495	33 463 699	-372 846	2 678 848		0	0	0	35 769 701	46 615 794
10008	Community Centres	57 720 742	31 487 480				0	2 259 491	3 852 206		0	95 319 919	20 915 028	14 329 340	4 629 377	-1 330 405	0	0	69 992	38 613 333	56 706 586

THE MSUNDUZI MUNICIPALITY AND ITS MUNCICPALITY
APPENDIX B
ANALYSIS OF PROPERTY ,PLANT AND EQUIPMENT AT 30 JUNE 2015

		Cost											Accumulated Depreciation								
		Opening Balance	Adjustments	Prior period	Revaluation	Land adjust-ment from inventory	Impairment	Additions	Under Construction	disposals	Disposals/ adjustment in cost due to reval	Closing Balance	Opening Balance	Adjustments	Additions (Depreciation)	prior period	Disposals current yr	Disposals Acc. Depreciation	Impairment	Closing Balance	Carrying Value
10011	Museums and Art Galleries	497 223	1 268 459				0	0	0		0	1 765 681	171 027	-171 027	0		0	0	0	0	1 765 681
10017	Cemetries	1 530 221	-205 426				0	566 899	0			1 891 695	550 462	-339 724	25 982		0	0	18 006	254 726	1 636 969
10022	Parks	3 510 425	306 962					29 500				3 846 887	1 600 853	109 489	189 067		0	0	0	1 899 409	1 947 478
10028	Civic Theatres	41 243 466	-27 509 795									13 733 672	19 171 100	-12 755 076	608 334		0	0	0	7 024 359	6 709 313
10013	Beer Halls	0	1 300 000				0	0	0		0	1 300 000	0		2 136		0	0	0	2 136	1 297 864
		343 666 862	**-10 464 576**	**28 579 617**			**0**	**4 942 062**	**3 933 419**		**0**	**370 657 385**	**141 690 109**	**1 983 020**	**16 068 136**	**-1 330 405**	**0**	**0**	**611 630**	**159 022 491**	**211 634 893**
	Community Recreational Facilities																				
10009	Swimming Pools	11 558 299	26 389 672				0	275 020	2 263 750			40 486 741	5 383 705	9 961 675	1 740 952					17 086 332	23 400 409
10015	Sports Facilities	30 076 802	13 540 816				0	1 283 877	34 547 701			79 449 196	5 579 202	6 093 122	1 682 987				1 797	13 357 107	66 092 089
10027	Squash Courts	4 604 299	-4 604 299				0	0	0		0	0	2 175 276	-2 175 276					22 975	22 975	-22 975
60061	Cemetries	9 436 681	26 557				0	0	0		0	9 463 239	3 232 222	-1 169 688	263 689					2 326 223	7 137 016
60062	Parks	9 533 291	6 885 820				0	875 160	0		0	17 294 272	3 494 181	2 577 341	943 684				60 450	7 075 656	10 218 616
60063	Sports Grounds	167 894 365	-49 009 287				0	57 700	224 395			119 167 172	55 396 598	-17 478 703	6 480 111				90 621	44 488 626	74 678 546
		233 103 736	**-6 770 720**				**0**	**2 491 757**	**37 035 846**		**0**	**265 860 620**	**75 261 184**	**-2 191 529**	**11 111 423**		**0**	**0**	**175 842**	**84 356 920**	**181 503 701**
	Total Community Assets	**576 770 598**	**-17 235 296**	**28 579 617**	**0**		**0**	**7 433 820**	**40 969 266**		**0**	**636 518 005**	**216 951 293**	**-208 509**	**27 179 559**		**0**	**0**	**787 472**	**243 379 411**	**393 138 594**
	OTHER ASSETS											**875 558 412**									
	Other Properties																				
10004	Housing Schemes	89 654 713	2 008 014				0	0	246 496		0	91 909 223	35 563 529	349 514	6 147 524		0	0	56 044	42 116 611	49 792 612
10010	Markets	231 235 826	0				0	4 703 959	1 024 072		0	236 963 857	101 898 233	78 092	14 453 190		0	0	0	116 429 515	120 534 342
10012	Sewerage works and Dump Site	796 654	0				0	0	0		0	796 654	422 585	0	91 870		0	0	0	514 454	282 199
10014	Worshops and Depots	31 594 554	-1 227 551				0	399 988	741 712		0	31 508 703	14 556 982	-546 914	1 838 254		0	0	0	15 848 322	15 660 381
10016	Hostels	1 557 492	-0				0	0	0		0	1 557 492	802 453	0	88 493		0	0	0	890 947	666 546
10018	Training Centre	3 331 557	966 911				0	0	0		0	4 298 468	1 546 716	189 405	218 676		0	0	0	1 954 797	2 343 671
10019	Landfill Site	13 706 093	38 197 736		-4 775 023		0	0	8 163 313		0	55 292 119	2 395 436	20 867	6 727 565		-795 251	-2 179	0	8 346 438	46 945 681
10020	Old Age Homes	924 086	0				0	0	0		0	924 086	477 257	0	62 614		0	0	0	539 872	384 214
10021	Transport Facility	36 325 247	-360 871				0	104 705	25 631 475		0	61 700 557	10 324 537	-72 222	2 635 855		0	0	0	12 888 169	48 812 388
10023	Crematoriums	7 398 088	-496 852				0	102 986	0		0	7 004 221	1 655 567	92 627	605 209		0	0	0	2 353 403	4 650 818
10024	Nurseries	9 811 035	855 640				0	0	0		0	10 666 675	4 702 294	357 509	621 767		0	0	0	5 681 569	4 985 106
10025	Airport Buildings	13 966 567	-0				0	0	13 993		0	13 980 560	1 077 659	192 276	1 158 915		0	0	0	2 428 850	11 551 710
10026	Creches	15 717 655	0				0	0	0		0	15 717 655	3 443 144	-0	1 378 862		0	0	0	4 822 006	10 895 648
10029	Substations																			0	0
		456 019 567	**39 943 026**		**-4 775 023**		**0**	**5 311 638**	**35 821 063**		**0**	**532 320 270**	**178 866 392**	**661 154**	**36 028 792**		**-795 251**	**-2 179**	**56 044**	**214 814 953**	**317 505 318**
	Total Other Assets	**456 019 567**	**39 943 026**		**-4 775 023**		**0**	**5 311 638**	**35 821 063**		**0**	**532 320 270**	**178 866 392**	**661 154**	**36 028 792**		**-795 251**	**-2 179**	**56 044**	**214 814 953**	**317 505 318**
	Plant and Equipment																				
30901	Graders	5 286 964	0				0	0	0		0	5 286 964	3 892 876	96 667	382 296					4 371 839	915 124
30902	Tractors	8 160 621	81 205				0	482 350	0		0	8 724 176	7 475 465	28 449	200 138					7 704 052	1 020 123
30904	Farm Equipment	21 489	0				0	0	0		-3 219	18 270	21 213	-4 497	2 260		-338	-2 504		16 133	2 137
30905	Lawnmowers	1 587 401	-21 491				0	1 275 500	0		0	2 841 410	879 711	-34 239	464 891		-3 618	-29		1 306 715	1 534 694
30906	Compressors	107 371	0				0	0	0		0	107 371	98 297	-420	5 705		0	0		103 582	3 789
30907	Laboratory Equipment	1 291 963	0				0	0	0		-673 743	618 220	1 097 938	-110 267	140 650		-79 718	-505 336		543 266	74 954
30908	Radio Equipment	1 281 333	2 600				0	258 688	0		-1 800	1 540 821	748 050	-33 155	173 094		-61	0		887 927	652 894
30909	Firearms	31 800	0				0	0	0		0	31 800	23 333	-2 128	5 015		0	0		26 220	5 580
30910	Telecommunication	5 243 782	0				0	515 483	0		0	5 759 264	4 714 477	-510 085	478 296					4 682 688	1 076 576
30911	Plant and Equipment	26 097 325	-543 547				0	12 339 336			0	37 893 113	12 420 964	-563 421	3 822 576					15 680 119	22 212 994
30914	Cremators	696 378	-696 378				0	0	0		0	0	309 501	-309 501						0	0
		49 806 425	**-1 177 611**				**0**	**14 871 356**	**0**		**-678 762**	**62 821 408**	**31 681 824**	**-1 442 598**	**5 674 921**		**-83 736**	**-507 869**	**0**	**35 322 542**	**27 498 866**
	Office Equipment																				
30201	Computer Hardware	25 805 577	-90 105				0	13 265 881	0		-2 325 917	36 655 436	18 683 329	-542 509	2 534 926		-4 452	-2 025 129		18 646 166	18 009 270
30201	Computer Hardware(Finance Lease)	0	3 098 861				0	1 332 279	0		0	4 431 140	0	692 171	1 304 440	-344 318				1 652 293	2 778 847
30203	Office Machines	3 130 311	17 908				0	1 393 788	0		-20 801	4 521 206	2 411 134	-10 884	333 156		-13	-17 483		2 715 910	1 805 296
30204	Airconditioners	12 135 689	-1 618 947				0	4 953 721			-6 798	15 463 665	8 389 092	-3 006 411	1 176 424	1 401 709	-1 324	-2 721		7 956 768	7 506 897
		41 071 577	**1 407 716**				**0**	**20 945 669**	**0**		**-2 353 516**	**61 071 447**	**29 483 556**	**-2 867 633**	**5 348 945**	**1 057 391**	**-5 790**	**-2 045 333**	**0**	**30 971 137**	**30 100 310**
	Furniture and Fittings																				
30301	Chairs	5 939 390	51 904				0	1 075 135	0		-15 610	7 050 820	4 768 128	-40 117	398 345		-779	-13 216	0	5 112 361	1 938 458
30302	Tables and Desks	5 552 846	16 741				0	327 830	0		-6 996	5 890 421	4 558 317	-8 215	341 760		-493	-5 920	0	4 885 449	1 004 973
30303	Cabinets ands Cupboards	8 258 639	5 143				0	1 220 982	0		-541	9 484 223	6 859 067	4 885	555 138		-2	-536	0	7 418 552	2 065 671
30304	Furniture and Fittings Other	3 046 518	-250 869				0	847 359	0		-350	3 642 658	2 337 774	-260 700	214 243		-42	-133	0	2 291 142	1 351 516
		22 797 393	**-177 081**				**0**	**3 471 307**	**0**		**-23 497**	**26 068 122**	**18 523 287**	**-304 146**	**1 509 485**		**-1 316**	**-19 806**	**0**	**19 707 504**	**6 360 618**
	Containers																				
30401	Household Refuse Bins	114 337	0				0	0	0		0	114 337	98 188	-5 620	10 279		0	0	0	102 846	11 490
30402	Bulk Containers	859 143	0				0	476 000	0		0	1 335 143	630 338	-4 442	80 355		0	0	0	706 250	628 893
		973 480	**0**				**0**	**476 000**	**0**		**0**	**1 449 480**	**728 525**	**-10 063**	**90 634**		**0**	**0**	**0**	**809 096**	**640 383**
	Fire and Medical Equipment																				
30501	Fire Equipment	3 424 728	6 316				0	270 656	0		0	3 701 700	1 881 552	67 716	220 373		0	0	0	2 169 641	1 532 059
30502	Medical Equipment Clinics	447 867	0				0	0	0		0	447 867	375 550	835	32 399		0	0	0	408 784	39 083
		3 872 595	**6 316**				**0**	**270 656**	**0**		**0**	**4 149 567**	**2 257 102**	**68 551**	**252 771**		**0**	**0**	**0**	**2 578 425**	**1 571 142**
	Motor Vehicles																				
30601	Fire Engines	27 775 658	0				0	0	0		0	27 775 658	7 325 758	68 473	1 418 239					8 812 469	18 963 189
30602	Buses	2 165 154	0				0	0	0		0	2 165 154	395		149 816		0	0	0	150 211	2 014 943
30603	Motor Vehicles	22 999 694	252 221				0	277 984	0		0	23 529 900	14 013 502	57 016	2 786 819		-126		128 268	16 985 479	6 544 421
30604	Motor Cycles	829 509	0				0	148 000	0		0	977 509	818 727	-30 129	17 427				4 725	810 749	166 759
30605	Trucks and Bakkies	119 145 291	34 705				0	12 332 608	0		0	131 512 603	79 642 593	-52 039	14 531 652		-1 436		134 889	94 255 659	37 256 944
30606	Trailers	1 669 994	47 300				0	0	0		0	1 717 294	1 485 686	27 238	114 470				350	1 627 744	89 551
		174 585 300	**334 226**				**0**	**12 758 592**	**0**		**0**	**187 678 118**	**103 286 660**	**70 559**	**19 018 423**		**-1 562**	**0**	**268 232**	**122 642 312**	**65 035 806**

THE MSUNDUZI MUNICIPALITY AND ITS MUNCICPALITY
APPENDIX B
ANALYSIS OF PROPERTY ,PLANT AND EQUIPMENT AT 30 JUNE 2015

		Cost											Accumulated Depreciation								
		Opening Balance	Adjustments	Prior period	Revaluation	Land adjust-ment from inventory	Impairment	Additions	Under Construction	disposals	Disposals/ adjustment in cost due to reval	Closing Balance	Opening Balance	Adjustments	Additions (Depreciation)	prior period	Disposals current yr	Disposals Acc. Depreciation	Impairment	Closing Balance	Carrying Value
	Total Movable Assets	**293 106 770**	**393 566**				**0**	**52 793 580**	**0**		**-3 055 774**	**343 238 141**	**185 960 954**	**-4 485 329**	**31 895 180**		**-92 403**	**-2 573 008**	**268 232**	**212 031 016**	**131 207 125**
	Heritage Assets																				
50100	artworks	140 557 787			52 129 145		0	336 300	0		0	193 023 232	0	0	0		0	0	0	0	193 023 232
50200	Stadiums	3 961 963	0				0	0	0		0	3 961 963	0	0	0		0	0	0	0	3 961 963
50300	Swimming Pool	1 785 373	-0				0	0	0		0	1 785 373	0	0	0		0	0	0	0	1 785 373
50400	Museums and Art Gallery	16 555 648	-1 268 459				0	44 946	2 153 525		0	17 485 660	0	0	0		0	0	22 973	22 973	17 462 686
50500	Parks	2 465 908	0				0	0	0		0	2 465 908	0	0	0		0	0	0	0	2 465 908
50600	Crematorium	6 245 803	0				0	0	0		0	6 245 803	0	0	0		0	0	0	0	6 245 803
50700	Land (heritage)	6 000 000	0				0	0	0		0	6 000 000	0	0	0		0	0	0	0	6 000 000
													0	0	0		0	0	0	0	0
	Total Heritage assets	**177 572 481**	**-1 268 459**	**0**	**52 129 145**	**0**	**0**	**381 246**	**2 153 525**	**0**	**0**	**230 967 938**	**0**	**0**	**0**	**0**	**0**	**0**	**22 973**	**22 973**	**230 944 965**
	Intangible Assets																				
30202	Computer Software	9 093 888	0				0	560 841	0		0	9 654 729	8 224 140	0	413 083		0	0	0	8 637 223	1 017 506
30205	Intangible Assets/software	12 976 332	169 641				0	550 232	14 606 297		0	28 302 502	12 552 384	133 717	226 155		0	0	0	12 912 256	15 390 247
	Total Intangible Assets	**22 070 221**	**169 641**				**0**	**1 111 073**	**14 606 297**		**0**	**37 957 231**	**20 776 524**	**133 717**	**639 238**		**0**	**0**	**0**	**21 549 479**	**16 407 753**
60101	Servitudes	803 846	0				0	0	0		0	803 846	0	0	0		0	0	0	0	803 846
		803 846	**0**				**0**	**0**	**0**		**0**	**803 846**	**0**	**0**	**0**		**0**	**0**	**0**	**0**	**803 846**
	Biological assets																				
80101	Biological Assets	995 964	-59 744				0	0	0		0	936 220	0	0	0		0	0	0	0	936 220
		995 964	**-59 744**				**0**	**0**	**0**			**936 220**	**0**	**0**	**0**		**0**	**0**	**0**	**0**	**936 220**
	Agrcultural assets																				
80102	Plantation	46 520 046	0		-1 688 678		0	0	0			44 831 368	0	0	0		0	0	0	0	44 831 368
		46 520 046	0		-1 688 678		0	0	0			44 831 368	0	0	0		0	0	0	0	44 831 368
	Grand Total Assets	**8 780 699 037**	**-1 746 246**	**78 166 618**	**20 675 254**	**693 428 000**	**0**	**212 216 350**	**379 324 144**		**-10 468 580**	**10 152 294 576**	**2 142 678 922**	**282 163**	**465 874 965**	**-986 048**	**-1 339 431**	**-8 950 692**	**16 374 987**	**2 613 934 865**	**7 538 359 711**

THE MSUNDUZI MUNICIPALITY AND ITS MUNICIPAL ENTITY
APPENDIX C
SEGEMENTAL ANALYSIS OF PROPERTY ,PLANT AND EQUIPMENT 2015

Fixed Assets	Historical Cost								Accumulated Depreciation								
Description	**Opening Balance**	**Adjustments**	**Prior period**	**Reval adjustments**	**Additions**	**Under**	**Disposals**	**Closing Balance**	**Opening Balance**	**Adjustment**	**prior period**	**Additions**	**Depr. Disposals current yr**	**Depr. Disposals prev.yr**	**Impairment**	**Closing Balance**	**Carrying Value**
						Construction											
Executive and Council	23 259 672				1 036 363	9 042 538		33 338 574	6 327 697			1 470 161				7 797 857	25 540 716
																0	0
Finance and Adminis-tration	946 839 566				5 014 792	15 359 979		967 214 337	426 779 184			4 241 970				431 021 154	536 193 183
																0	0
Planning and Develop-ment	102 424 859	-24 136 460	49 587 001	666 749 132	6 570 572	2 759 023	-300 657	803 653 470	38 408 102	2 292 065		21 655 161			22 973	62 378 300	741 275 170
																0	0
Health	40 869 618				37 561			40 907 179	15 779 248			980 284				16 759 532	24 147 647
																0	0
Community and Social Services	66 020 603	-13 422 198	28 579 617	52 129 145	90 478 607	16 458 243		240 244 018	32 436 188	-208 509	-1 330 405	13 881 588			82 548	44 861 411	195 382 607
																0	0
Housing	202 639 757	2 008 014			7 139 619	2 434 921		214 222 310	29 705 553			7 720 317			56 044	37 481 914	176 740 396
																0	0
Public Safety	100 570 321	42 379			1 533 642			102 146 341	53 612 480			4 650 598				58 263 078	43 883 264
																0	0
Sport and Recreation	376 549 526	-6 770 720			1 616 733	14 815 701		386 211 240	175 343 307			9 872 504			800 642	186 016 452	200 194 788
																0	0
Road Transport	2 851 801 439	72 500			26 696 346	86 619 265		2 965 189 550	775 764 457	1 659 753	-713 034	104 576 607			17 535	881 305 319	2 083 884 231
																0	0
Environmental Protection	6 890 228				1 030 024			7 920 252	6 140 444			148 506				6 288 950	1 631 302
																0	0
Water	1 014 374 541	215 548			826 837	53 568 002		1 068 984 927	126 692 989	139 292		94 257 233			3 188 393	224 277 908	844 707 020
																0	0
Waste Water Management	743 947 466	159 431			1 926 163	29 711 199		775 744 259	113 990 986	-0		42 364 476			7 578 115	163 933 577	611 810 682
																0	0
Electricity	1 520 761 061	-0			32 041 815	105 305 321	-27 282	1 658 080 915	200 214 390	44 125		103 897 250	-437	-3 673	4 321 626	308 473 281	1 349 607 634
																0	0
Other	783 750 380	40 085 259		-4 775 023	36 267 276	43 249 952	-10 140 641	888 437 204	141 483 899	-3 644 564	1 057 391	56 158 309	-1 338 994	-8 947 019	307 557	185 076 578	703 360 626
TOTALS	**8 780 699 037**	**-1 746 246**	**78 166 618**	**714 103 254**	**212 216 350**	**379 324 144**	**-10 468 580**	**10 152 294 576**	**2 142 678 922**	**282 163**	**-986 048**	**465 874 965**	**-1 339 431**	**-8 950 692**	**16 375 433**	**2 613 935 311**	**7 538 359 265**

THE MSUNDUZI MUNICIPALITY AND ITS MUNICIPAL ENTITY
APPENDIX D
ACTUAL VERSUS BUDGET (ACQUISITION OF PROPERTY , PLANT AND EQUIPMENT) FOR THE YEAR ENDED 30 JUNE 2015

Description	2015 Budget	2015 Actual	2015 Under construction	2015 Additions	2015 Variance	2015 Variance	Explanation of Significant Variances greater than 5% versus Budget
	R	R	R	R	R	%	
Executive and Council	12 097 914.00	9 794 224.34	9 042 537.84	951 815.28	2 303 689.66	19%	
Finance and Administration	44 062 981.00	43 098 669.80	28 462 375.70	791 867 958.99	964 311.20	2%	
Planning and Development	64 554 551.00	57 346 756.85	23 093 927.86	38 203 816.14	7 207 794.15	11%	
Public Safety	1 898 370.00	1 883 228.25	0.00	1 584 425.24	15 141.75	1%	
Community and Social Services	14 044 791.00	11 243 693.95	717 979.60	85 293 884.44	2 801 097.05	20%	
Health	997 538.00	997 250.27	0.00	997 250.27	287.73	0%	
Sport and Recreation	46 794 578.00	45 617 708.29	30 555 964.84	6 748 242.42	1 176 869.71	3%	
Road Transport	193 956 014.00	113 414 553.77	86 619 264.95	38 987 774.94	80 541 460.23	42%	
Water	56 845 652.00	53 988 593.90	53 568 001.91	871 836.64	2 857 058.10	5%	
Waste Water Management	46 303 728.00	44 670 257.70	38 200 371.89	2 963 173.76	1 633 470.30	4%	
Electricity	247 953 500.00	136 906 736.80	105 305 321.00	32 041 815.43	111 046 763.20	45%	
Housing	4 231 566.00	3 190 973.37	2 434 920.60	7 178 908.60	1 040 592.63	25%	
Other	7 106 980.00	6 483 589.15	1 323 478.01	7 006 183.79	623 390.85	9%	
Environment Protection	0.00	0.00	0.00	0.00	0.00	0.00	
TOTALS	**740 848 163.00**	**528 636 236.44**	**379 324 144.20**	**1 014 697 085.94**	**212 211 926.56**	**29%**	

THE MSUNDUZI MUNICIPALITY AND ITS MUNICIPAL ENTITY
APPENDIX E
DETAILS OF UNSPENT CONDITIONAL GRANTS, RECEIPTS AND TRANSFERS TO INCOME AS AT 30 JUNE 2015

Vote Number	Account Description	Unspent balance @ 01 July 2014	Prior period error	Transfers	Inter project/ vote transfer/ trf to subsidies	Funds paid back to National Treasury	Funds paid back to grant funder	Current year interest earned	Current year receipts	Unspent balance @ 30 June 2015	Source Code
0108960001	GRANT COMMUNITY DEVELOPMENT WORKERS	-722		722						-	UNSPENT CG - NATIONAL GOVERNMENT
0108960002	NATIONAL GRANT - MSIG	-291 977		1 225 977					-934 000	-	UNSPENT CG - NATIONAL GOVERNMENT
0358980801	FINANCE MANAGEMENT GRANT	-		1 600 000					-1 600 000	-	UNSPENT CG - NATIONAL GOVERNMENT
0608960012	UNSPENT CONDITIONAL GRANT - MIG	-11 937 970	-4 234 997	163 157 419		16 172 967			-163 158 000	-581	UNSPENT CG - NATIONAL GOVERNMENT
1318960003	TRANSPORTATION GRANT - N.T.	-95 643 465		109 480 328		48 318 595			-100 059 426	-37 903 967	UNSPENT CG - NATIONAL GOVERNMENT
5118960005	NT - NEIGHBOURHOOD DEVELOPMENT PARTNERSHIP GRANT	-5 893 233		20 195 024		5 893 233			-29 500 000	-9 304 976	UNSPENT CG - NATIONAL GOVERNMENT
5608960010	UNSPENT CONDITIONAL GRANT - PHB	-37 200 815		10 148 250				-357 137	-151 416	-27 561 119	UNSPENT CG - NATIONAL GOVERNMENT
7138960005	INTEGRATED NATIONAL ELECTRIFICATION PROGRAMME - NT	-106 884 506		82 151 026		1 388 205			-2 000 000	-25 345 276	UNSPENT CG - NATIONAL GOVERNMENT
7138960008	ELECT.DEMAND SIDE MGT GRANT - NT	-2 019 541	-2 980 459			5 000 000				-	UNSPENT CG - NATIONAL GOVERNMENT
7878960008	NT-MUNICIPAL WATER SERVICE INFRAST (MWIG)	-10		11 389 010					-11 389 000	-	UNSPENT CG - NATIONAL GOVERNMENT
		-259 872 240	**-7 215 456**	**399 347 756**	**-**	**76 773 000**	**-**	**-357 137**	**-308 791 842**	**-100 115 919**	
0108960004	COGTA - URBAN RENEWAL	-		5 809 800					-8 000 000	-2 190 200	UNSPENT CG - PROVINCIAL GOVERNMENT
0138960002	PG:COMMUNITY COMMUNICATION INITIATIVE	-621		621						-	UNSPENT CG - PROVINCIAL GOVERNMENT
0608960013	LIBRARY UNSPENT CONDITIONAL GRANT - PROVINCE	-8 609 906		24 584 506	6 617 948			-1 014 115	-22 218 000	-639 567	UNSPENT CG - PROVINCIAL GOVERNMENT

THE MSUNDUZI MUNICIPALITY AND ITS MUNICIPAL ENTITY
APPENDIX E
DETAILS OF UNSPENT CONDITIONAL GRANTS, RECEIPTS AND TRANSFERS TO INCOME AS AT 30 JUNE 2015

Vote Number	Account Description	Unspent balance @ 01 July 2014	Prior period error	Transfers	Inter project/ vote transfer/ trf to subsidies	Funds paid back to National Treasury	Funds paid back to grant funder	Current year interest earned	Current year receipts	Unspent balance @ 30 June 2015	Source Code
1318960001	TRANSPORTATION GRANT - PROVINCE	-2 963		2 963						-	UNSPENT CG - PROVINCIAL GOVERNMENT
2028960004	COGTA - SANITATION BUCKET ERADICATION	-3 535		3 535						0	UNSPENT CG - PROVINCIAL GOVERNMENT
2848960001	COGTA - EPW PROJECT	-1 585		2 783 585					-2 782 000	-	UNSPENT CG - PROVINCIAL GOVERNMENT
2858960005	PREMIER OFF. - OPERATION DLULISUMLANDO	-1 500 000		500 000					-500 000	-1 500 000	UNSPENT CG - PROVINCIAL GOVERNMENT
4318960002	ALEXANDRA PARK ATHLETIC TRACK	-19 075		19 075						-	UNSPENT CG - PROVINCIAL GOVERNMENT
4618960001	PROV - DEPT OF SPORTS & REC - WADLEY STDM	-121 000		121 000						-	UNSPENT CG - PROVINCIAL GOVERNMENT
7138960006	ELECTRICITY GRANTS - COGTA	-8 932 075		9 188 454				-361 800		-105 421	UNSPENT CG - PROVINCIAL GOVERNMENT
7138960007	KZNPT - NHLALAKAHLE ELECTRIFICATION	-		4 650 013					-4 650 013	-	UNSPENT CG - PROVINCIAL GOVERNMENT
7458960003	MARKET GRANTS - COGTA	-6 903 478		6 076 648	560 000			-194 600		-461 430	UNSPENT CG - PROVINCIAL GOVERNMENT
7878960007	COGTA - MASSIFICATION	-		4 374 713				-97 713	-4 277 000	-	UNSPENT CG - PROVINCIAL GOVERNMENT
7878980801	GRANT - WATER SERVICE DELIVERY PLANNING	-242		242						0	UNSPENT CG - PROVINCIAL GOVERNMENT
		-26 094 477	**-**	**58 115 152**	**7 177 948**	**-**	**-**	**-1 668 228**	**-42 427 013**	**-4 896 618**	
0608960014	UNSPENT CONDITIONAL GRANTS : LIBRARY EXTERNAL	-51 638		1 867			49 939	-168		0	UNSPENT CG - OTHER
2858960002	E/DALE LAND LEGAL	-131 287		132 922				-1 635		0	UNSPENT CG - OTHER
2858960003	E/DALE PVT LAND LEGAL	-3 222 859		31 164 626				-783 574	-29 970 202	-2 812 009	UNSPENT CG - OTHER

THE MSUNDUZI MUNICIPALITY AND ITS MUNICIPAL ENTITY
APPENDIX E
DETAILS OF UNSPENT CONDITIONAL GRANTS, RECEIPTS AND TRANSFERS TO INCOME AS AT 30 JUNE 2015

Vote Number	Account Description	Unspent balance @ 01 July 2014	Prior period error	Transfers	Inter project/ vote transfer/ trf to subsidies	Funds paid back to National Treasury	Funds paid back to grant funder	Current year interest earned	Current year receipts	Unspent balance @ 30 June 2015	Source Code
4808960001	GRANT DEPT OF ARTS & CULTURE	-106 912		988 070				-20 960	-862 000	-1 802	UNSPENT CG - OTHER
5108980101	GRANT - YOUTH ADVISORY COUNCIL	-35 420		35 420						-	UNSPENT CG - OTHER
5118960006	COGTA - RENOVATION : PUBLICITY HOUSE	-1 417 166		1 977 166	-560 000			-27 781		-27 781	UNSPENT CG - OTHER
5538960001	GRANT - SPOORNET	-382 077						-21 304		-403 381	UNSPENT CG - OTHER
		-5 347 359	-	34 300 071	-560 000	-	49 939	-855 422	-30 832 202	-3 244 973	
		-291 314 077	**-7 215 456**	**491 762 979**	**6 617 948**	**76 773 000**	**49 939**	**-2 880 787**	**-382 051 057**	**-108 257 511**	

THE MSUNDUZI MUNICIPALITY AND ITS MUNICIPAL ENTITY
APPENDIX F
SCHEDULE OF CONTINGENT LIABILITIES AS AT 30 JUNE 2015

NO.	MATTER	MATTER TYPE	YEAR INITIATED	ATTORNEY/ADVOCATE INSTRUCTED	Risk to the municipality as at 30 June 2015	Total 2014 R	Total 2015 R
1	South African Local Authorities Pension Fund v. Msunduzi Municipality	Pension Surcharge: The Municipality refused to pay extra contributions.	2008	Logan Chetty Attorneys: Tel 033 345 1639 Fax 086 218 5702 Physical Address 13 Prince Edward Street; Pietermaritzburg, 3201 Postal Address PO Box 11706, Dorpspruit, 3206. & Adv V. Moodley: Tel 033 845 3591fax 033 342 82 75.	R 217 184.13 Plus interest at 15.5 per cent per annum. At Supreme Court of Appeal, Bloemfontein.	250 847.67	250 847.67
2	M. Mouton v. Msunduzi Municipality	The claim arises from a motor vehicle collision involving a municipal vehicle and Plaintiff's vehicle.	2008	Bhamjee Attorneys: Tel 033 394 2007 Fax 033 394 2033 Physical Address 191 Burger Street, Pietermaritzburg, 3201. Postal Address PO Box 1336, Pietermaritzburg, 3200.	R14 000.00 Plus interest at 15.5 Per cent per annum. Matter has been finalised.	16 170.00	-
3	SAPPI v. Msunduzi Municipality	Delictual Claim: Aeroplane's wheel fell through manhole cover at airport. Negligence alleged.Municipality's Insurers and Municipality joint defendants.	2009	External Insurance	R25 000 000.00 Plus interest at 15.5 Per cent per annum. Pending.	28 875 000.00	28 875 000.00
4	B.A. Clark v. Msunduzi Municipality	Delictual Claim. The Municipality dug trenchs along Old Howick Road, a net was placed adjacent to the trenches. Plaintiff alleges that he was caught by such nets whilst cycling.	2009	Logan Chetty Attorneys: Tel 033 345 1639 Fax 086 218 5702 Physical Address 13 Prince Edward Street; Pietermaritzburg, 3201 Postal Address PO Box 11706,	R397 975.83 Plus interest at 15.5 per cent per annum. Set down for trial.	459 662.08	459 662.08
5	Gonassilan v Msunduzi Municipality	Delictual Claim. Plaintiff allegedly fell on an uneven pavement slab on Church Street.	2009	Bhamjee Attorneys: Tel 033 394 2007 Fax 033 394 2033 Physical Address 191 Burger Street, Pietermaritzburg, 3201. Postal Address PO Box 1336, Pietermaritzburg, 3200.	R100 000.00 Plus interest at 15.5 per cent per annum. Municipality is appealing a judgement in the Magistrates Court where the total amount claimed was increased to R 400 000. Pending.	115 500.00	115 500.00
6	Kheswa v. Msunduzi Municipality	Delictual Claim: The claim arises from a motor vehicle collision involving a municipal vehicle and Plaintiff's vehicle.	2009	Internal	R30 470.12 Plus interest at 15.5 per cent per annum. Ongoing.	35 192.99	35 192.99
7	FBI Khan and RY Khan v Msunduzi Municipality	Delictual Claim. The claim arises from Plaintiff's motor vehicle colliding with a street lamp belonging to the Municipality.	2009	Internal	R63 280.39 Plus interest at 15.5 per cent per annum and R1267.00 Plus interest at 15.5 per cent per annum. Matter was previously set down for trial and is part heard.	74 552.24	74 552.24
8	Orion Telecom v. Msunduzi Municipality	Contractual Claim: Plaintiff sued the Municipality for outstanding fees in terms of a contract.	2007	Internal	R 92 189.52 and R23047.38 Plus interest at 15.5 per cent per annum. Plea filed. Plaintiff did not proceed any further.	133 098.62	133 098.62
9	Mkhumbuzi v. Msunduzi Municipality	Delictual Claim: A road sign allegedly fell and cuased injury to Plaintiff.	2008	Internal	R100 000.00 Plus interest at 15.5 per cent per annum. Matter finalised.	115 500.00	-
10	Nzaba IN v Msunduzi Municipality	Delictual Claim. The claim arises from a motor vehicle collision involving a municipal vehicle and Plaintiff's vehicle.	2008	Bhamjee Attorneys: Tel 033 394 2007 Fax 033 394 2033 Physical Address 191 Burger Street, Pietermaritzburg, 3201. Postal Address PO Box 1336, Pietermaritzburg, 3200.	R73 500.00 Plus interest at 15.5 per cent per annum. Set down for trial was part-heard. Ongoing.	84 892.50	84 892.50
11	Telkom v. Msunduzi Municipality	Delictual Claim: Plaintiff is suing the Municipality due to damage to its underground cables allegedly cause by Municipal water pipes.	2008	Lister and Lister Attorneys: Tel 033 345 4530 Fax: 033 342 7669 Physical Address 161 Pietermaritz Street, Pietermaritzburg, 3201 Postal Address: PO Box 144, Pietermaritzburg, 3200.	R45 979. 87 Plus interest at 15.5 per cent per annum. Ongoing. A judgement awaited before moving forward.	53 106.75	53 106.75
12	Thuthugisa Contracting Enterprise v. Msunduzi municipality	Memorandum of Agreement Dispute. Plaintiff owed monies by the Municipality in terms of a contract.	2007	Internal	R210 749.00 Plus Vat at 14 per cent. In court.	240 253.86	240 253.86

THE MSUNDUZI MUNICIPALITY AND ITS MUNICIPAL ENTITY
APPENDIX F
SCHEDULE OF CONTINGENT LIABILITIES AS AT 30 JUNE 2015

NO.	MATTER	MATTER TYPE	YEAR INITIATED	ATTORNEY/ADVOCATE INSTRUCTED	Risk to the municipality as at 30 June 2015	Total 2014 R	Total 2015 R
13	Hampton College v. Msunduzi Muni	Delictual Claim. The claim arises from a dispute between Plaintiff and the Municipality on the validity of training courses provided by the Plaintiff.	2007	Afzal Akoo and Partners Tel: 033 394 7274 Fax: 033 345 0938. Physical Address 187 Boshoff Street, Pietermaritzburg, 3201. Postal Address PO Box 7836, Cumberwood, 3235. and Kruger Ngcobo Inc. Tel 031 306 4352 Fax: 031 305 4340 Physical Address 25 Field Street, Suite 1102, Durban Postal Address PO Box 49467 Qualbert 4078. and ADV Flemming Tel: 033 845 3576 Fax: 033 394 8374. Physical Address Advocates Chambers, Block B3 17 Prince Edward Street, Pietermaritzburg, 3201.	R85 470.00 plus interest at 15.5 per cent per annum. Part - heard. Ongoing.	98 717.85	98 717.85
14	Chetty K. v. Msunduzi Municipality	Delictual Claim. The claim herein arises from a motor vehicle collission involving Plaintiffs vehicle and a Municipal vehicle.	2006	Internal	R26 169.86 Plus interest at 15.5 percent per annum. Ongoing.	30 226.19	30 226.19
15	R. Terty v Msunduzi Municipality	Delictual Claim: The claim arises from a cremation that was allegedly not done correctly. The Plaintiff's are suing for the trauma they were subjected to.	2007	Insurance	R50 000.00 plus interest at 15.5 per cent per annum. Ongoing	57 750.00	57 750.00
16	Terwolbeek PJ v Msunduzi Municipality	Delictual Claim: A water pipe allegedly causing flooding at Plaintiff's property and damaging his household appliances.	2008	Insurance	R1 121 620. 00 plus interest at 15.5 per cent per annum. Ongoing.	1 295 471.10	1 295 471.10
17	Govender RS v Msunduzi Municipality	Delictual Claim: Plaintiff fell on an uneven pavement and sutained injuries.	2008	Internal	R75 000.00 plus interest at 15.5 per cent per annum. A discovery affidavit has been filed. The matter is ongoing.	86 625.00	86 625.00
18	A and F Mall v Msunduzi Municipality	Disputed Electricity Account.	2007	Internal	R17 181.33 plus interest at 15.5 per cent per annum. Various correnpndence exchanged between attorneys of record. The matter is ongoing.	19 844.44	19 844.44
19	Mkungisa E v Msunduzi Municipality	Delictual Claim: The Plaintiff is suing the Municipality for dmages to his vehicle as areult of a collisison involving his vehicle and a Municipal vehicle driven by a Municipal employee within the course and scope of his employment.	2007	Internal	R 6213.00 plus interest at 15.5 per cent per annum. Part-heard. The Defendant filed an amended plea (defence). The matter is ongoing.	7 176.02	7 176.02
20	F. Osman V Msunduzi Municipality	Delictual Claim: Plaintiff fell on an uneven pavement and sutained injuries.	2007	Internal	R306 666.44 plus interest at 15.5 per cent per annum. A defendants plea has been filed. The matter is ongoing.	354 199.74	354 199.74
21	Zulu TE v Msunduzi Municipality	Delictual Claim: The Plaintiff is suing the Municipality for damages sustained to his vehicle as a result of a collisison involving his vehicle and a Municipal vehicle driven by a Municipal employee in the course and scope of his employment.	2007	Internal	R 8709.22 plus interest at 15.5 per cent per annum. Correspondance exchanged between attorneys of record. The matter is ongoing.	10 059.15	10 059.15
22	Rabikisoon R v Msunduzi Municipality	Delictual Claim: The Plaintiff is suing the Municipality for injuries sustained during a fall on an uneven pavement on Retief Street.	2007	Internal	R20 000.00 plus interest at 15.5 per cent per annum. Ongoing.	23 100.00	23 100.00

THE MSUNDUZI MUNICIPALITY AND ITS MUNICIPAL ENTITY
APPENDIX F
SCHEDULE OF CONTINGENT LIABILITIES AS AT 30 JUNE 2015

NO.	MATTER	MATTER TYPE	YEAR INITIATED	ATTORNEY/ADVOCATE INSTRUCTED	Risk to the municipality as at 30 June 2015	Total 2014 R	Total 2015 R
23	Zuma NG v Msunduzi Municipality	Delictual Claim: The Palintiff is suing the Municipality for unlawful arrest and detention by Municipal Traffic Officers.	2008	Internal	R100 000.00 Plus interest at 15.5 per cent per annum. Correspondence exchanged between attorneys of record. The matter is ongoing.	115 500.00	115 500.00
24	Van Straaten W(DR) v Msunduzi Municipality	Delictual Claim against the municipality initiated by plaintiff seeking compensation from the municipality for alleged losses incured. Claims are dealt with by insurance section. Plaintiff's claim based on the alleged negligence.	2008	Internal	R96 401. 43 plus interest st 15.5 per cent per annum. Ongoing.	111 343.65	111 343.65
25	Majozi NV v Msunduzi Municipality	Delictual Claim: The Plaintiff is suing the Municipality for injuries sustained due to a fall on an uneven pavement in Retief Street.	2007	Uys Matyeka Schwartz: Tel 031 304 6063 Fax: 031 304 2379. Physical Address Suite 301 Nedbank Centre. Postal Address PO Box 1328, Durban, 4000.	R110 046.28 plus interest at 15.5 per cent per annum. Part-heard	12 758.45	12 758.45
26	Zondi PS v Msunduzi Municipality	Delictual Claim: Plaintiff is suing the Municipality for damages to his motor vehicle after it collided with a Municipal vehicle driven by a Municipal employee in the course and scope of his employment.	2007	Internal	R15 080.00 plus interests at 15.5 per cent per annum. The matter is ongoing.	17 417.40	17 417.40
27	Omarjee M. v Msunduzi Municipality	Delictual Claim: The plaintiff is suing the Municipality because of injuries sustained due to an act of assault by Municipal Traffic Officers in the course and scope of their employment.	2005	Internal	R 31 000.00 plus interest at 15.5 per cent per annum. Settlement negotiations have been initiated. The matteris ongoing.	35 805.00	35 805.00
28	Painter LV v Msunduzi Municipality	Delictual Claim: The Plaintiff is suing the Municipality for damages sustained to his vehcile after a tree had fallen on top of Plaintiff's vehicle.	2006	Internal	R45 361.38 plus interest at 15.5 per cent per annum. Pre-trial notices have been exchanged. The matter is ongoing.	52 392.39	52 392.39
29	Dladla G v Msunduzi Municipality	Delictual Claim: Plaintiff fell on an uneven pavement and sutained injuries.	2006	Internal	R20 000.00 plus interest at 15.5 per cent per annum. Further particulars were requested from Plaintiff. The matter is ongoing.	23 100.00	23 100.00
30	Roelefse v Msunduzi Municipality	Delictual Claim: Plaintiff is suing the Municipality for injuries sustained due to a fall on an uneven pavement in Drumond Street.	2002	Internal	R41 032.58 plus interest at 15.5 per cent per annum. A defendant's plea was filed. The matter is ongoing.	47 392.63	47 392.63
31	Premier of KZN v Msunduzi Municipality	Delictual Claim: The Plaintiff is suing the Municipalilty for damages sustained to its property as a result of a tree that had fallen.	2003	Internal	R 11 340. Various correpondence exchanged between attorneys of record. Ongoing.	11 340.00	11 340.00
32	Suilaiman R v Msunduzi Municipality	Delictual Claim:Plaintiff fell into a manhole when its cover caved in under her foot and sustained injuries.	1998	Internal	R50 000.00 plus interest at 15.5 per cent per annum. Pre-trial notices have been exchanged. The matter is ongoing.	57 750.00	57 750.00
33	Haffejee RB v Msunduzi Municipality	Delictual Claim against the municipality initiated by plaintiff seeking compensation from the municipality for alleged losses incured. Claims are dealt with by insurance section. Plaintiff's claim based on the alleged negligence.	2004	Internal	R98 000.00 plus interest at 15.5 per cent per annum. Ongoing	113 190.00	113 190.00

THE MSUNDUZI MUNICIPALITY AND ITS MUNICIPAL ENTITY
APPENDIX F
SCHEDULE OF CONTINGENT LIABILITIES AS AT 30 JUNE 2015

NO.	MATTER	MATTER TYPE	YEAR INITIATED	ATTORNEY/ADVOCATE INSTRUCTED	Risk to the municipality as at 30 June 2015	Total 2014 R	Total 2015 R
34	Makhaye S v Msunduzi Municipality	Delictual Claim against the municipality initiated by plaintiff seeking compensation from the municipality for alleged losses incured. Claims are dealt with by insurance section. Plaintiff's claim based on the alleged negligence.	2005	Internal	R42 704. 96 plus interest at 15.5 per cent per annum.Matter finalised. Municipality successfully defended claim motor vehicle collision.	49 324.23	-
35	Zondi M. v Msunduzi Municipality	Delictual Claim: The Plaintiff is suing the Municipality for alleged unlauful arrest and detendtion by Municipal Traffic Officers.	2006	Internal	R50 000.00 plus interest at 15.5 per cent per annum. Matter set down. Partheard. Unlawful arrest.	57 750.00	57 750.00
36	Telkom SA LTD v Msunduzi Municipality	Delictual Claim. The claim arises from a dispute between Plaintiff and the Municipality due to damage caused to Plaintiff's underground cables.	2004	Lister and Lister Attorneys: Tel 033 345 4530 Fax: 033 342 7669 Physical Address 161 Pietermaritz Street, Pietermaritzburg, 3201 Postal Address: PO Box 144, Pietermaritzburg, 3200.	R22 541.11 plus interest at 15.5 per cent per annum. Awaiting judgement in another case. Ongoing.	26 034.98	26 034.98
37	Telkom SA LTD v Msunduzi Municipality	Delictual Claim. The claim arises from a dispute between Plaintiff and the Municipality due to damage caused to Plaintiff's underground cables.	2004	Lister and Lister Attorneys: Tel 033 345 4530 Fax: 033 342 7669 Physical Address 161 Pietermaritz Street, Pietermaritzburg, 3201 Postal Address: PO Box 144, Pietermaritzburg, 3200.	R32 585. 78 plus interest at 15.5 per cent per annum. Awaiting judgement in another case. Ongoing.	37 636.58	37 636.58
38	Telkom SA LTD v Msunduzi Municipality	Delictual Claim. The claim arises from a dispute between Plaintiff and the Municipality due to damage caused to Plaintiff's underground cables.	2006	Lister and Lister Attorneys: Tel 033 345 4530 Fax: 033 342 7669 Physical Address 161 Pietermaritz Street, Pietermaritzburg, 3201 Postal Address: PO Box 144, Pietermaritzburg, 3200.	R13 283.82 plus interest at 15.5 per cent per annum.Awaiting judgement in another case. Ongoing.	15 342.81	15 342.81
39	Telkom SA LTD v Msunduzi Municipality	Delictual Claim. The claim arises from a dispute between Plaintiff and the Municipality due to damage caused to Plaintiff's underground cables.	2006	Lister and Lister Attorneys: Tel 033 345 4530 Fax: 033 342 7669 Physical Address 161 Pietermaritz Street, Pietermaritzburg, 3201 Postal Address: PO Box 144, Pietermaritzburg, 3200.	R 21697.25 plus interest at 15.5 per cent per annum. Awaiting judgement in another case. Ongoing.	25 060.32	25 060.32
40	Telkom SA LTD v Msunduzi Municipality	Delictual Claim. The claim arises from a dispute between Plaintiff and the Municipality due to damage caused to Plaintiff's underground cables.	2005	Lister and Lister Attorneys: Tel 033 345 4530 Fax: 033 342 7669 Physical Address 161 Pietermaritz Street, Pietermaritzburg, 3201 Postal Address: PO Box 144, Pietermaritzburg, 3200.	R34 806.17 plus interest at 15.5 per cent per annum. Awaiting judgement in another case. Ongoing.	40 201.13	40 201.13
41	Telkom SA LTD v Msunduzi Municipality	Delictual Claim. The claim arises from a dispute between Plaintiff and the Municipality due to damage caused to Plaintiff's underground cables.	2005	Lister and Lister Attorneys: Tel 033 345 4530 Fax: 033 342 7669 Physical Address 161 Pietermaritz Street, Pietermaritzburg, 3201 Postal Address: PO Box 144, Pietermaritzburg, 3200.	R 8071.64 plus interest at 15.5 per cent per annum.Awaiting judgement in another case. Ongoing.	9 322.74	9 322.74
42	Ngcobo RB v Msunduzi Municipality	Delictual Claim against the municipality initiated by plaintiff seeking compensation from the municipality for alleged losses incured. Claims are dealt with by insurance section. Plaintiff's claim based on the alleged negligence.	2003	Internal	R 11375.27 plus interest at 15.5 per cent per annum. Matter ongoing.	13 138.44	13 138.44
43	Mthimkhulu S. v Msunduzi Municipality	Delictual claim.Plaintiff is suing the Municipality on behalf of a minor child who was injured when an electrical meter box exploded and caught fire in the vicinity of Wonderers Crescent.	2009	Uys Matyeka Schwartz Attorneys: Tel 031 304 6063 Fax 031 304 2379. Physical Address Suite 301 Nedbank Centre. Postal Address PO Box 1328, Durban, 4000.	R 204 650. 00 plus interest at 15.5 per cent per annum.The matter has been finalised. Plaintiff served a notice of withdrawal of action	236 370.75	-

THE MSUNDUZI MUNICIPALITY AND ITS MUNICIPAL ENTITY
APPENDIX F
SCHEDULE OF CONTINGENT LIABILITIES AS AT 30 JUNE 2015

NO.	MATTER	MATTER TYPE	YEAR INITIATED	ATTORNEY/ADVOCATE INSTRUCTED	Risk to the municipality as at 30 June 2015	Total 2014 R	Total 2015 R
44	Mamusa Marketing v Msunduzi Municipality	Delictual Claim: The Plaintiff is suing the Municipality for damages to his vehicle after having been involved in a collision with a Municipal vehicle driven by an employee in the course and scope of his employment.	2007	Internal	R 9823.48 plus interest at 15.5 per cent per annum. The matter is part-head.	11 346.12	11 346.12
45	Blue Thunder Trading cc t/a Khanyisa energy Management Services v Msunduzi Municipality	Contractual claim. Plaintiff is suing the Municipality for monies owed in terms of a contract.	2009	Logan Chetty Attorneys: Tel 033 345 1639 Fax 086 218 5702 Physical Address 13 Prince Edward Street; Pietermaritzburg, 3201 Postal Address PO Box 11706, Dorpspruit, 3206.	R 223 576 .00 plus interest at 15.5 per cent per annum. Ongoing.	258 230.28	258 230.28
46	Ogilvie I v Msunduzi Municipality	Delictual claim. Plaintiff suing the Municipality for injury caused by trenches on public road.	2006	Insurance	R 166 160.54 plus interest at 15.5 per cent per annum.Ongoing.	191 915.42	191 915.42
47	Ngcobo DV v Msunduzi Municipality	Delictual Claim: The Plaintiff is suing the Municipaliy on behalf of a minor child who was knocked by a bobcat tractor driven by a Municipal employee in the course and scope of his employment.	2007	Insurance	R 1 800 000.00 plus interest at 15.5 per cent per annum. A Defendand's plea was filed. The matter is handled by external insurers.Ongoing.	2 079 000.00	2 079 000.00
48	Gavin's panel Shop v. Msunduzi Municipality	Contractual Claim: The Plaintiff is suing the Municipality for monies owed in terms of a contract.	2010	Internal	R 2424.50 plus interest at 15.5 per cent per annum.Plaintiff's attorney's of record withdrew.Matter held in abeyance.	2 800.30	2 800.30
49	Gavin's panel Shop v. Msunduzi Municipality	Contractual Claim: The Plaintiff is suing the Municipality for monies owed in terms of a contract.	2010	Internal	R 5519.06 plus interest at 15.5 per cent per annum.Plaintiff's attorney's of record withdrew.Matter held in abeyance.	6 374.51	6 374.51
50	Gavin's panel Shop v. Msunduzi Municipality	Contractual Claim: The Plaintiff is suing the Municipality for monies owed in terms of a contract.	2010	Internal	R 5586.00 plus interest at 15.5 per cent per annum.Plaintiff's attorney's of record withdrew.Matter held in abeyance.	6 451.83	6 451.83
51	Gavin's panel Shop v. Msunduzi Municipality	Contractual Claim: The Plaintiff is suing the Municipality for monies owed in terms of a contract.	2010	Internal	R 1721.40 plus interest at 15.5 per cent per annum.Plaintiff's attorney's of record withdrew.Matter held in abeyance.	1 988.22	1 988.22
52	Gavin's panel Shop v. Msunduzi Municipality	Contractual Claim: The Plaintiff is suing the Municipality for monies owed in terms of a contract.	2010	Internal	R 4902.00 plus interest at 15.5 per cent per annum.Plaintiff's attorney's of record withdrew.Matter held in abeyance.	5 661.81	5 661.81
53	Gavin's panel Shop v. Msunduzi Municipality	Contractual Claim: The Plaintiff is suing the Municipality for monies owed in terms of a contract.	2010	Internal	R 5163.06 plus interest at 15.5 per cent per annum.Plaintiff's attorney's of record withdrew.Matter held in abeyance.	5 963.33	5 963.33
54	Gavin's panel Shop v. Msunduzi Municipality	Contractual Claim: The Plaintiff is suing the Municipality for monies owed in terms of a contract.	2010	Internal	R 5506.20 plus interest at 15.5 per cent per annum.Plaintiff's attorney's of record withdrew.Matter held in abeyance.	6 359.66	6 359.66
55	Naidoo Kogulan v Msunduzi Municipality	Delictual claim. Plaintiff suing the Municipality caused by having fallen into an uncovered manhole.	2010	Internal	R 100 000.00 plus interest at 15.5 per cent per annum.Matter is ongoing.	115 500.00	115 500.00
56	Majozi HS v Msunduzi Municipality	Delictual claim. Plaintiff is suing the Municipality for injuries sustained as a result of having fallen into an uncovered manhole.	2010	Internal	R 95 000.00 plus interest at 15.5 per cent per annum.Matter is ongoing.	109 725.00	109 725.00

THE MSUNDUZI MUNICIPALITY AND ITS MUNICIPAL ENTITY
APPENDIX F
SCHEDULE OF CONTINGENT LIABILITIES AS AT 30 JUNE 2015

NO.	MATTER	MATTER TYPE	YEAR INITIATED	ATTORNEY/ADVOCATE INSTRUCTED	Risk to the municipality as at 30 June 2015	Total 2014 R	Total 2015 R
57	Dlamini BM v Msunduzi Municipality	Delictual Claim: Plaintiff's minor child fell into an open trench/ drainage system and sustained injuries to their lower limbs.	2010	Uys Matyeka Schwartz Attorneys: Tel 031 304 6063 Fax 031 304 2379. Physical Address Suite 301 Nedbank Centre. Postal Address PO Box 1328, Durban, 4000.	R 300 000.00 plus interest at 15.5 per cent per annum. The matter is ongoing.	346 500.00	346 500.00
58	Bishop's roadworks v. Msunduzi Municipality	Contractual Claim: The Plaintiff is suing the Municipality for monies owed in terms of a contract.	2009	Internal	R 120 000.00 plus interest at 15.5 per cent per annum. Appearance to defend has been filed. Matter is ongoing.	138 600.00	138 600.00
59	Mahlaba J v Msunduzi Municipality	Delictual Claim: The Plaintiff sued the Municipaliy for damages sustained to his vehicle as a result of a collision involving Plaintiff's vehicle and a Municipal vehicle driven by a Municipal employee in the course and scope of this employment.	2010	Internal	R 21 406. 36 and R2650.00 plus interest at 15.5 per cent per annum. The matter has been settled.	27 785.10	-
60	Daljeeth Daljeeth v Msunduzi Municipality	Delictual Claim: The Plaintiff is suing the Municipality after he fell and and sustained injuries due to certain steel rods thet were produding dangerously on the pavement.	2010	Uys Matyeka Schwartz Attorneys: Tel 031 304 6063 Fax 031 304 2379. Physical Address Suite 301 Nedbank Centre. Postal Address PO Box 1328, Durban, 4000.	R 200 000.00 plus interest at 15.5 per cent per annum.Matter is ongoing.	231 000.00	231 000.00
61	Singh MS v Msunduzi Municipality	Delictual Claim: The Plaintiff is suing the Municipality for damages sustained to his vehcile after it had collided with a pothole/ trench in the vicinity of Ortman Road.	2010	Internal	R 69 224.62 plus interest at 15.5 per cent per annum. The matter is part-heard.The matter is set down for trial in July 2015.	79 954.44	79 954.44
62	Ngubane TT v Msunduzi Municipality	Delictual Claim: The Pplaintiff is suing the Municipality for damages to his property after a stream overflowed into his property as a result of municipal employee's negligence.	2010	Insurance	R118 490.00 plus interest at 15.5 per cent per annum. An assesment was conducted by an independent assessor. Matter is ongoing.	136 855.95	136 855.95
63	Bayeni GP v Msunduzi Municipality	Delictual claim. Plaintiff fell into a trench dug by contractors appointed by the Municipality.	2010	Internal	R 97 430.00 plus interest at 15.5 per cent per annum.Matter is ongoing.	112 531.65	112 531.65
64	Ramdeen VD v Msunduzi Municipality	Delictual Claim: The Plaintiff is suing the Municipality for injuries sustained during a fall on an uneven pavement on Church Street.	2010	Afzal Akoo and Partners Tel: 033 394 7274 Fax: 033 345 0938. Physical Address 187 Boshoff Street, Pietermaritzburg, 3201. Postal Address PO Box 7836, Adv Flemming Tel: 033 845 3576 Fax: 033 394 8374. Physical Address Advocates Chambers Block B3, 17 Prince Edward Street, Pietermaritzburg, 3201.	R100 000.00 and R4438.00 Plus interest at 15.5 per cent per annum. The Matter has been settled. The Municipality paid out an amount of R10 000.00 plus legal fees.	120 625.89	-
65	Mlaba M. v Msunduzi Municipality	Delictual Claim: The Plaintiff is suing the Municipality for injuries sustained due to a fall on an open trench in Edendale.	2010	Internal	R 100 000.00 plus interest at 15.5 per cent per annum. The matter is ongoing.	115 500.00	115 500.00
66	Longlife tyres (PTY) LTD v Msunduzi Municipality	Contract. The Plaintiff alleged that the Municipality did not honour its obligations in terms of a valid contract.	2010	Diedricks Inc Tel: 033 342 9808 Fax: 086 219 1672 Physical Address: 90 C Roberts Road, Clarendon, Pietermaritzburg. PO Box 50, Pietermaritzburg, 3200 and Adv R Padayachee SC Tel: 033 845 3546 Fax 033 394 5744 Address Advocates Chambers Block A1, 17 Prince Edward Street, Pietermaritzburg, 3201.	R 592 589.77 plus interest at 15.5 per cent per annum.The matter has been settled.	684 441.18	684 441.18

THE MSUNDUZI MUNICIPALITY AND ITS MUNICIPAL ENTITY
APPENDIX F
SCHEDULE OF CONTINGENT LIABILITIES AS AT 30 JUNE 2015

NO.	MATTER	MATTER TYPE	YEAR INITIATED	ATTORNEY/ADVOCATE INSTRUCTED	Risk to the municipality as at 30 June 2015	Total 2014 R	Total 2015 R
67	Gayer Gail v Msunduzi Municipality	Delictual Claim: Plaintiff fell of her bycicle due to a collision with a pothol/ an uneven road surface.	2010	Uys Matyeka Schwartz Attorneys: Tel 031 304 6063 Fax 031 304 2379. Physical Address Suite 301 Nedbank Centre. Postal Address PO Box 1328, Durban, 4000.	R 262 473.98 plus interest at 15.5 per cent per annum. A defendant's plea has been filed. The matter is ongoing.	303 157.45	303 157.45
68	Selepe H v Msunduzi Municipality	Delictual Claim against the municipality initiated by plaintiff seeking compensation from the municipality for alleged losses incured. Claims are dealt with by insurance section. Plaintiff's claim based on the alleged negligence.	2010	Internal	R 5 189.35 plus interest at 15.5 per cent per annum.Ongoing.	5 993.70	5 993.70
69	Mahlaba B o.b.o. Mahlaba AY v Msunduzi Municipality	Delictual Claim: Plaintiff is suing the Municipality for a shooting incident that resulted in the death of a minor child. A municipal employee fired a shot whilst in the course and scope of his employment.	2010	Internal/Insurance	R 1000 000.00 plus interest at 15.5 per cent per annum. A letter of demand was received and sent to the Insurance Section for an investigation. The matter is ongoing.	1 155 000.00	1 155 000.00
70	Mans N. v Msunduzi Municipality	Delictual Claim: The Plaintiff is suing the Municipality for damages to her vehicle as a result of a collission between her vehicle and a Municipal vehicle driven by a Municipal employee in the course and scope of his employment.	2010	Internal	R 7045.75 plus interest at 15.5 per cent per annum. An application for condonation was opposed and the matter is ongoing.	8 137.84	8 137.84
71	Mutual and federal v. Msunduzi Municipality	Delictual Claim: Plaintiff's motor vehicle sustained damges when colliding with a pothole.	2010	Internal	R22 829.59 . A letter of demand was received and sent to the Insurance Section for investiagation. The matter is ongoing.	22 829.59	22 829.59
72	Reddy Ronald v Msunduzi Municipality	Conrtactal Claim: The Plaintiff is suing the Municipality for monies owed in terms of a contract.	2010	Internal	R282 818.08 plus interest at 15.5 per cent per annum. The matter is part-heard.	326 654.88	326 654.88
73	Thuthugisa Contracting Enterprise v. Msunduzi municipality	Contractual Claim: The Plaintiff is suing the Municipality for monies owed in terms of a contract.	2010	Internal	R8 051 632. 79 plus interest at 15.5 per cent per annum.Ongoing.	9 299 635.87	9 299 635.87
74	Mavundla AB v Msunduzi Municipality	Delictual Claim: The Plaintiff is suing the Municipality for being alllegedly unlawfully arrested and detained by Municipal Traffic Officers.	2010	Internal	R 100 000.00 plus interest at 15.5 per cent per annum. A notice of application in terms of Rule 55 (A) has been recived. Ongoing.	115 500.00	115 500.00
75	Ngidi SS v. Msunduzi Municipality	Delictual claim. Plaintiff suing Municipality on behalf of a minor child for injuries caused by leaving electricity wires uncovered.	2010	Internal/Insurance	R 2200 000.00 .Ongoing.	2 541 000.00	2 541 000.00
76	Raghu N. v Msunduzi Municipality	Delictual Claim: The Plaintiff is suing the Municipaliy for damages sustained to Plaintiff's vehicle during a collision with a Municipal vehicle driven by a Municipal employee within the course and scope of his employment.	2010	Internal	R 500 000.00 plus interest at 15.5 per cent per annum. Pre-trial notices have been exchanged. The matter is ongoing.	577 500.00	577 500.00

THE MSUNDUZI MUNICIPALITY AND ITS MUNICIPAL ENTITY
APPENDIX F
SCHEDULE OF CONTINGENT LIABILITIES AS AT 30 JUNE 2015

NO.	MATTER	MATTER TYPE	YEAR INITIATED	ATTORNEY/ADVOCATE INSTRUCTED	Risk to the municipality as at 30 June 2015	Total 2014 R	Total 2015 R
77	Bhoodram R. v. msunduzi Municipality	Delictual Claim against the municipality initiated by plaintiff seeking compensation from the municipality for alleged losses incured. Claims are dealt with by insurance section. Plaintiff's claim based on the alleged negligence.	2010	Internal	R 32 552.00 and R30.03 plus interest at 15.5 per cent per annum. Settlement negotiations have commenced.	37 632.24	-
78	Mbatha BC v. Msunduzi Municipality	Delictual Claim: Plaintiff is suing the Municipality for damages to his motor vehicle after it collided with a Municipal vehicle driven by a Municipal employee in the course and scope of his employment.	2010	Internal	R 16 794.48 plus interest at 15.5 per cent per annum. A letter of demand has been received and sent to the Insurance Section for investigation. The matter is ongoing.	19 397.62	19 397.62
79	Mpungose NK v Msunduzi Municipality	Delictual claim. Plaintiff is suing the Municipality due to structural and mechanical damage to his vehicle caused by towing by municipal traffic officers.	2011	Internal	R 23 964.42 plus interest at 15.5 per cent per annum.Matter is ongoing.	27 678.91	27 678.91
80	Arhen Y v. Msunduzi Municipality	Delictual Claim: Plaintiff is suing the Municipality for damages to his motor vehicle after it collided with a Municipal vehicle driven by a Municipal employee in the course and scope of his employment.	2011	Internal	R14 845.71 plus interest at 15.5 per cent annum.Ongoing.	17 146.80	17 146.80
81	Nxumalo TR v. Msunduzi Municipality	Delictual Claim: The Plaintiff is suing the Municipality for damages to his motor vehicle as a result of a street lamp pole falling on it. The Municipality alleges that the site at the time was controlled by SANRAL and as such an application to join them as co-defendant has been made.	2011	Internal	R 21 791.04 plus interest at 15.5 per cent per annum.The matter is part-heard.	25 168.65	25 168.65
82	Crescent Motor Brokers and Agents CC t/a Crescent Car Sales v. Msunduzi Municipality	Delictual claim. Plaintiff is suing the Municipality due to a tree having fallen on plaintiff's vehicle.	2011	Internal	R100 000.00 Plus interest at 15.5 per cent per annum. The matter is part-heard.	115 500.00	115 500.00
83	3 DM contractors v Msunduzi Municipality	Contractual Claim: The Plaintiff is suing the Municipality for monies owed in terms of a contract.	2011	Internal	R66 930.35 plus interest at 15.5 per cent per annum.The matter is part-heard.	77 304.55	77 304.55
84	Nondzanga Z. v. Msunduzi Municipality	Delictual claim. Plaintiff is suing the Municipality for allegedley confiscating his trolley and his goods subsequently going missing.	2011	Internal	R 22 232.97 plus interest at 15.5 per cent per annum.Ongoing.	25 679.08	25 679.08
85	Union Risk Management Alliance (PTY) LDT v. Msunduzi Municipality	Delictual Claim: The Plaintiff is suing the Municipality for damages to its property as a result of a fire allegedly caused by electrical faults.	2011	Internal	R152 948.84 plus interest at 15.5 per cent per annum. A letter of demand was received and sent to external insurers. The matter is ongoing.	176 655.91	176 655.91
86	Dladla NB v. Msunduzi Municipality	Overpayment of Rates. The Plaintiff is disputing a rates account and is seeking reimbursment.	2011	Internal	R109 038.97 plus interest at 15.5 per cent per annum. A defendant's plea has been filed. The matter is ongoing.	125 940.01	125 940.01

THE MSUNDUZI MUNICIPALITY AND ITS MUNICIPAL ENTITY
APPENDIX F
SCHEDULE OF CONTINGENT LIABILITIES AS AT 30 JUNE 2015

NO.	MATTER	MATTER TYPE	YEAR INITIATED	ATTORNEY/ADVOCATE INSTRUCTED	Risk to the municipality as at 30 June 2015	Total 2014 R	Total 2015 R
87	Khuselani Security v. Msunduzi Municipality	Contractual claim. Plaintiff is suing the Municipality for monies owed in terms of a contract.	2011	Internal	R1 830 532.00 pls interest at 15.5 per cent per annum.The matter has been settled.	2 114 264.46	-
88	Impress Services (PTY)LTD v. Msunduzi Municipality	Delictual Claim: The Plaintiff is seeking a refund for rates clearence certificate.	2011	Internal	R 29 238.27 and R1638.70. The mattter is ongoing.	35 662.90	35 662.90
89	Kwenzokuhle Construction v. Msunduzi Municipality	Contractual Claim: The Plaintiff is suing the Municipality for monies owed in terms of a contract.	2011	Internal	R 2 178 000.00 plus interest at 15.5 per cent per annum.Matter has been settled.	2 515 590.00	-
90	Relief interior and Joinery v. Msunduzi Municipality	Delictual Claim: The Plaintiff is suing the Municipality besuase of a tree that fell and damaged his car as well as his property due to a severe storm.	2011	Internal	R 45 080.00 plus interest at 15.5 per cent per annum.The matter is part-heard.	52 067.40	52 067.40
91	Krsishnan Moodley t/a Derby supermarket	Contractual Claim: The Plaintiff is suing the Municipality for monies owed in terms of a contract.	2011	Internal	R 444 400.00 plus interest at 15.5 per cent per annum.The matter has been settled.	5 132.82	-
92	Ds Cremators v. Msunduzi Municipality	Contactual claim. Plaintiff is suing the Municipality for monies owed in terms of a contract.	2011	Internal	R 27 789.37 plus interest at 15.5 per cent per annum.The matter is part-heard.	32 096.72	32 096.72
93	Planet Waves 399	Council withholding payment to contractor that built sludge dams. Possibility of eventual liability.	2012	Xaba Attorneys, suite 201,2nd floor, 251 Church Street, Fedsure House,tel: 0333457927, fax: 3456985, e-mail: dumi@xabainc.co.za PC Bezuidenhout SC Advocates Chambers 17 Prince Edward Street, Pietermaritzburg 033-8453522/082443836fax0333943734	Planet Waves sued for R 1 694 937.70 and Municipality countersued for R 1 940 934.00. Matter ongoing. Registrar to allocate dates for trail.	169 437.70	1 694 937.70
94	KZN-Digi connect	Claim by contractor for payment for IT services allegedly rendered.	2012	Mr. Alwyn Volsum: 033 394 8116;,4 George Street, Pietermritzburg,tel:3948116,fax:0866215902,e-mail: vcl@iafrica.com, Advocate VM . Naidoo: 033 845 3535.	Claim for R505 000.00 plus interest plus legal costs. Matter ongoing.	505 000.00	505 000.00
95	Naidoo M. v Msunduzi Municipality	Delictual Claim: The plaintiff is suing the Municipality because he fell on an auneven pavement in the vicinity of Delhi Road.	2011	Internal/Insurance	R 370 000.00 plus interest at 15.5 per cent per annum. An appearance to defend has been filed and defendant's plea has been filed.ongoing.	427 350.00	427 350.00
96	Hilton Vet Clinic v. Msunduzi Municipality	Delictual Claim: A power surge occurred in Plaintiff's property causing damage to various appliances.	2011	Venn Nemeth and Hart Attorneys- Mr D. Schaupe Tel 033 355 3100 Fax 033 394 1947. Physical Adress 281 Pietermaritz Street, Pietermaritzburg,3201.	R 390 270. 21 plus interest at 15.5 per cent per annum. A defendant's plea has been filed. The matter is ongoing.	45 357.09	45 357.09
97	Telkom SA LTD v Msunduzi Municipality	Delictual Claim: The Plaintiff is suing the Municipality for damages to its underground cables allegedly caused by Municipal water pipes.	2011	Internal	R 7551.19 plus interest at 15.5 per cent per annum.Awaiting judgement in another case. Ongoing.	8 721.62	8 721.62
98	Joubert ML v. Msunduzi Municipality	Delictual Claim against the municipality initiated by plaintiff seeking compensation from the municipality for alleged losses incured. Claims are dealt with by insurance section. Plaintiff's claim based on the alleged negligence.	2011	Internal	R 100 550.00 plus interest at 15.5 per cent per annum.ongoing.	116 135.25	116 135.25
99	Kroese J. v. Msunduzi Municipality	Delictual claim. Plaintiff is suing the Municipality and the Minister of the Police for unlawful arrest and detention.	2011	Internal	R 40 000.00 plus interest at 15.5 per cent per annum.The matter is part-heard.	46 200.00	46 200.00

THE MSUNDUZI MUNICIPALITY AND ITS MUNICIPAL ENTITY
APPENDIX F
SCHEDULE OF CONTINGENT LIABILITIES AS AT 30 JUNE 2015

NO.	MATTER	MATTER TYPE	YEAR INITIATED	ATTORNEY/ADVOCATE INSTRUCTED	Risk to the municipality as at 30 June 2015	Total 2014 R	Total 2015 R
100	Ngubo N. v. Msunduzi Municipaliy	Delictual Claim: The Plaintiff is disputing an account for services.	2012	Internal	R 9063.12 plus interest at 15.5 per cent per annum. An appearance to defend as well as a defendant's plea have been filed. Ongoing.	10 467.90	10 467.90
101	Mabaso TW v. Msunduzi Municipality	Delictual Claim: Plaintiff suffered damages to his property when the Electricity Department disconnected his electricity wrongfully.	2012	Internal	R 850. 43 plus interest at 15.5 per cent per annum. A letter of demand was received and sent to the Insurance Section for investigation. The matter is ongoing.	982.25	982.25
102	Sayed J t/a Metro Taxis and yellow cabs v. Msunduzi Municipality	Delictual Claim: Plaintiff is suing the Municipality for damages to his motor vehicle after it collided with a Municipal vehicle driven by a Municipal employee in the course and scope of his employment.	2012	Internal	R 15 950 .52 plus interest at 15.5 per cent per annum. A letter of demand has been received and sent to the Insurance Section for investigation. The matter is ongoing.	18 422.85	18 422.85
103	De Meyer CJ v. Mssunduzi Municipality	Delictual Claim	2012	Internal	R25 361.49 and R30.03 plus interest at 15.5 per cent per annum	29 327.17	29 327.17
104	Bishop's roadworks v. Msunduzi Municipality	Contractual claim. Plaintiff suing the Municipality in terms of a contract.	2012	Internal	R19 609.98 plus interest at 15.5 per cent per annum and R12 938.95 plus interest at 15.5 per cent per annum. Ongoing.	37 594.01	37 594.01
105	Ahmed W v. Msunduzi Municipality	Delictual Claim: The plaintiff is suing the Municipality for damages to his vehicle after having collided with an open trench.	2012	Internal	R 35 700.92 plus interest at 15.5 per cent per annum. The matter has been previously set down for trial and was part heard.Ongoing.	41 234.56	41 234.56
106	Telkom SA LTD v Msunduzi Municipality	Delictual Claim: The Plaintiff is suing the Municipality for damages to its underground cables allegedly caused by Municipal water pipes.	2012	Lister and Lister Attorneys	R 49 834.75 plus interest at 15.5 per cent per annum.Awaiting judgement in another case. Ongoing.	57 559.14	57 559.14
107	Govender K v. Msunduzi Municipality	Delictual Claim: Plaintiff is suing the Municipaliy for unlawful arrest and detention by Municipal Traffic Officers.	2012	Uys Matyeka Schwartz Attorneys: Tel 031 304 6063 Fax 031 304 2379. Physical Adress Suite 301 Nedbank Centre. Postal Address PO Box 1328, Durban, 4000.	R 180 000.00 plus interest at 15.5 per cent per annum. A Discovery affidavit has been filed. The matter is ongoing.	207 900.00	207 900.00
108	Cassimjee MH v. Msunduzi Municipality	Delictual Claim against the municipality initiated by plaintiff seeking compensation from the municipality for alleged losses incured. Claims are dealt with by insurance section. Plaintiff's claim based on the alleged negligence.	2012	Internal	R 4015.00 plus interest at 15.5 per cent per annum.Ongoing.	4 637.33	4 637.33
109	Check One Supermarket (PTY) LTD v. Msunduzi Municipality	Delictual claim. Plaintiff is suing the Municipality for overcharges in relation to a water account.	2012	Internal	R139 961.45 plus interest at 15.5 per cent per annum.Ongoing.	161 655.47	161 655.47
110	Wozatainment CC v. Msunduzi Municipality	Contractual claim: Summons was issued in the Regional Court for an alleged contract for the supply of a marquee, stage chairs and a band to the Municipality. Notice of set down received.	2012	Internal	R 214 400.00 plus interest at 15.5 per cent per annum.The matter is set down for trial in July 2015.	247 632.00	247 632.00

THE MSUNDUZI MUNICIPALITY AND ITS MUNICIPAL ENTITY
APPENDIX F
SCHEDULE OF CONTINGENT LIABILITIES AS AT 30 JUNE 2015

NO.	MATTER	MATTER TYPE	YEAR INITIATED	ATTORNEY/ADVOCATE INSTRUCTED	Risk to the municipality as at 30 June 2015	Total 2014 R	Total 2015 R
111	New Horizons Senior Citizens Club v. Msunduzi Municipality	Delictual Claim: The Palintiff sued the Municipality for an overbooking of a Municipal Hall.	2012	Internal	R8005.20 .The matter is finalised. The municipality reimbursed the monies owed.	8 005.20	8 005.20
112	Govender Kem v. Msunduzi Municipality	Delictual Claim: Plaintiff suffered damages due to a power surge at his property.	2012	Internal	R 22 242.00 plus interest at 15.5 per cent per annum. A defendant's plea has been filed. The matter is ongoing.	25 689.51	25 689.51
113	Mkhonza B. v Msunduzi Municipality	Delictual claim. Plaintiff is suing the Municipality due to a fall on an uneven pavement slab.	2012	Internal	R 293 000.00 plus interest at 15.5 per cent per annum.Ongoing.	338 415.00	338 415.00
114	Telkom SA LTD v Msunduzi Municipality	Delictual Claim: The Plaintiff is suing the Municipality for damages to its underground cables allegedly caused by Municipal water pipes.	2013	Lister and Lister Attorneys: Tel 033 345 4530 Fax: 033 342 7669 Physical Address 161 Pietermaritz Street, pietermaritzburg, 3201 Postal Address: PO Box 144, Pietermaritzburg, 3200.	R 46 628.06 plus interest at 15.5 per cent per annum.Awaiting judgement in another case. Ongoing.	53 855.41	53 855.41
115	Ibrahim M. v Msunduzi Municipality	Delictual Claim against the municipality initiated by plaintiff seeking compensation from the municipality for alleged losses incured. Claims are dealt with by insurance section. Plaintiff's claim based on the alleged negligence.	2013	Internal	R 7000.00 plus interest at 15.5 per cent per annum.Ongoing.	8 085.00	8 085.00
116	Bukus HM v Msunduzi Municipality	Delictual Claim: The claim arises from a motor vehicle collisison involving Plaintiff's vehicle and a Municipal vehicle driven by an employee in the course and scope of his employment.	2013	Internal	R 17 270.24 plus interst at 15.5 per cent per annum.Ongoing.	19 947.13	19 947.13
117	Phinduvuke Car Rentals v. Msunduzi Municipality	Delictual Claim: The Plaintiff is suing the Municipality as a result of colliding with a pothole.	2013	Internal	R 19 729.28 .The matter has been finalised. The claim has been finalised. The Municipality paid R10 000.00 in full and final settlement of the claim.	19 729.28	-
118	Wood DM v. Msunduzi Municipality	Delictual Claim: The Plaintiff sustained injuries due to a fall caused by an uneven pavement.	2013	Uys Matyeka Schwartz Attorneys: Tel 031 304 6063 Fax 031 304 2379. Physical Adress Suite 301 Nedbank Centre. Postal Address PO Box 1328, Durban, 4000.	R 123 000.00 plus interest at 15.5 per cent per annum. The Defendant has filed an amended plea. The matter is ongoing.	142 065.00	142 065.00
119	Electrical Wiring and Repairs v Msunduzi Municipality	Contractual claim. Plaintiff is suing the Municipality for monies owed in terms of a contract.	2012	Internal	R 4350.00 plus interest at 15.5 per cent per annum.The matter has been settled.	5 024.25	-
120	Ramharak RJ v Msunduzi Municipality	Delictual Claim: The Plaintiff is a Municipal employee. He is suing the Municipality because he was assaulted by a fellow employee within the premises of the Municipality whilst they were in the course and scope of their employment.	2012	Internal	R 300 000.00 plus interest at 15.5 per cent per annum. An appearance to defend has been filed. Ongoing.	346 500.00	346 500.00
121	Venter A. v. Msunduzi Municipality	Delictual Claim against the municipality initiated by plaintiff seeking compensation from the municipality for alleged losses incured. Claims are dealt with by insurance section. Plaintiff's claim based on the alleged negligence.	2012	Internal	R 5473.80 plus interest at 15.5 per cent per annum. An appearance to defend has been filed. Ongoing.	6 322.24	6 322.24

THE MSUNDUZI MUNICIPALITY AND ITS MUNICIPAL ENTITY
APPENDIX F
SCHEDULE OF CONTINGENT LIABILITIES AS AT 30 JUNE 2015

NO.	MATTER	MATTER TYPE	YEAR INITIATED	ATTORNEY/ADVOCATE INSTRUCTED	Risk to the municipality as at 30 June 2015	Total 2014 R	Total 2015 R
122	Ogle COO v Msunduzi Municipality	Delictual Claim: Plaintiff fell on an uneven pavement and sutained injuries.	2012	Internal/Insurance	R 300 000.00 plus interest at 15.5 per cent per annum. An appearance to defend has been filed. The matter is ongoing.	346 500.00	346 500.00
123	Zama SJ v Msunduzi Municipality	Delictual Claim: Plaintiff is suing the Municipality for damages to his motor vehicle after it collided with a Municipal vehicle driven by a Municipal employee in the course and scope of his employment.	2012	Internal	R 14 846.22 plus interest at 15.5 per cent per annum. The matter is set down for Trial in August. Ongoing.	17 147.38	17 147.38
124	Makhaye SB v Msunduzi Municipality	Delictual Claim: The Plaintiff is suing the Municipality for damages to his vehicle after a collision involving his vehicle and a Municipal vehicle driven by a Municipal employee in the course and scope of his employment.	2013	Internal	R8688.46 plus interest at 15.5 per cent per annum. An application to dismiss was received and opposed. Various corresponences exchanged between attorneys of record. The matter is ongoing.	10 035.17	10 035.17
125	Transnet (PTY)LTD v Msunduzi Municipality	Delictual claim. The claim arises from a motor vehicle collision involving a municipal vehicle and the plaintiff's vehicle.	2013	Internal	R 48 409.10 plus interest at 15.5 per cent per annum.Ongoing.	55 912.51	55 912.51
126	Ngcobo NP v Msunduzi Municipality	Delictual Claim: Plaintiff's vehicle sustained damages due to colliding with a pothole.	2013	Internal	R 1639.11 plus interest at 15.5 per cent per annum. A letter of demand has been reiceved and sent to the Insurance Section for an investigation.Ongoing.	1 893.17	1 893.17
127	Barnard S. v. Msunduzi Municipality	Delictual Claim: The claim arises from a power surge claim where Plaintiff's goods were damaged.	2013	Internal	R 8369.97 plus interest at 15.5 per cent per annum. A letter of demand has been received and sent to the insurance Section for an investigation.Ongoing.	9 667.32	9 667.32
128	Karim S. v. Msunduzi Municipality	Disputed Account for electricity and Rates. Mr Karim claims that he has sold the property.	2012	Internal	R 4211.52 plus interest at 15.5 per cent per annum. A letter of demand has been received. The matter is ongoing.	4 864.31	4 864.31
129	Asgar Mahomed: Main City Building	Interdict re termination of electricity	2012	Diedricks attorneys,90© Roberts road, claredon, Pietermaritzburg, tel:3429808, fax-:0862191672,e-mail:admin@diedriecksattorneys.co.za, Advocate Rall, 17 Prince edward street, Advocates' chambers	Matter settled at R22 000.	22 000.00	-
130	33 St Patricks Road (Chapters)	Interdict::Electricity	2012	Alwyn Volsum & Associates,4 George Street, Pietermritzburg,tel:3948116,fax:0866215902,e-mail: vcl@iafrica.com, Advocate VM Naidoo, 17 Prince Edward Street, Advocates' Chambers,tel: 38453535,fax: 3428941,e-mail:venesen@group8.co.za	To pay own costs and costs of attorney for applicant, namely R45710.37.	-	45 710.37
131	Indo Contractors cc	Termination of contract: contract dispute with Contractor claiming premature termination.	2013	Xaba Attorneys, suite 201,2ns floor, 251 Church Street, Fedsure House,tel: 0333457927, fax: 3456985, e-mail: dumi@xabainc.co.za	Contractor claiming R 2 million. Matter still to be decided on arbitration.	-	2 000 000.00
132	L.V. Nagel	Delictual. Plaintiff is suing the Municipality for damages caused by poor maintanance of a resevoir. The overflow of the resevoir caused damage to plaintiff's property.	2013	Internal	R95 000.00 .Ongoing.	-	95 000.00

THE MSUNDUZI MUNICIPALITY AND ITS MUNICIPAL ENTITY
APPENDIX F
SCHEDULE OF CONTINGENT LIABILITIES AS AT 30 JUNE 2015

NO.	MATTER	MATTER TYPE	YEAR INITIATED	ATTORNEY/ADVOCATE INSTRUCTED	Risk to the municipality as at 30 June 2015	Total 2014 R	Total 2015 R
133	Telkom SA LTD v Msunduzi Municipality	Delictual Claim: The matter arises from a dispute wherein Telkom alleges that Municipal water pipes cause damage to their undergound cables.	2013	Lister and Lister Attorneys: Tel 033 345 4530 Fax: 033 342 7669 Physical Address 161 Pietermaritz Street, Pietermaritzburg, 3201 Postal Address: PO Box 144, Pietermaritzburg, 3200.	R34 951.26 .Awaiting judgement in another case. Ongoing.	-	34 951.26
134	I. Hansa	Delictual Claim: Plaintiff fell into an uncovered manhole in the vicinity of Mountain rise.	2013	Internal	R21 394.50 . A letter of demand has been received and sent to Insurance Section for an investigation. Ongoing.	-	21 394.50
135	Y. Maharaj	Delictual Claim: A power surge caused damage to Plaitiff's household appliances.	2013	Internal	R 30 924.99 . A letter of demand has been received and sent ot Insurance for an investiagation. Ongoing.	-	30 924.99
136	V. Maharaj	Delictual Claim: Plaintiff's vehicle sustained damages due to colliding with a pothole.	2013	internal	R 20 497. 49 . A letter of demand has been received and sent to the Insurance Section for an investigation. Ongoing.	-	20 497.49
137	N.I. Dlamini	Delictual Claim: Plaintiff's vehicle sustained damages due to colliding with a pothole.	2013	Internal	R1012.83. A letter of demand has been received and sent to the Insurance Section for an investigation. Ongoing.	-	1 012.83
138	K.Shangase	Delictual Claim against the municipality initiated by plaintiff seeking compensation from the municipality for alleged losses incured. Claims are dealt with by insurance section. Plaintiff's claim based on the alleged negligence.	2013	Internal	R11099.60 .Ongoing.	-	11 099.60
139	Bhamjee Attorneys	Contractual claim. The dispute eminates from the Plaintiff being owed monies in terms of a valid contract.	2013	Internal	R122 721.36 .The matter has been finalised.	-	122 721.36
140	Bhamjee Attorneys	Contractual claim. The dispute eminates from the Plaintiff being owed monies in terms of a valid contract.	2013	Internal	R 41 366.38 .The matter has been finalised.	-	41 366.38
141	T.V. Zuma	Delictaual Claim: A power surge caused damage to plaintiff's appliances.	2014	Internal	R848. A letter of demand has been received and sent to Insurance Section for an investigation. The matter is ongoing.	-	848.00
142	ABI Soft Drinks Division	Rates Recovery: The Plaintiff is disputing a rates account and is seeking reimbursment.	2014	Internal	R 125 837.97 . A letter of demand has been received and various meeting held with the Billing Section. Ongoing.	-	125 837.97
143	N. Buthelezi	Delictual Claim: The claim arises from Plaintiff's vehicle having collided with a pothole in the vicinity of Blackburrow Road.	2014	Internal	R 48 718.38 . An appearance to defend has been filed. Ongoing.	-	48 718.38
144	Telkom SA LTD	Delictual Claim: The Palintiff is suing the Municipality for damages to its underground cables allegedly caused by Municipal water pipes.	2013	Lister and Lister Attorneys: Tel 033 345 4530 Fax: 033 342 7669 Physical Address 161 Pietermaritz Street, Pietermaritzburg, 3201 Postal Address: PO Box 144, Pietermaritzburg, 3200.	R 40 236.47 plus Interest at 15.5 per cent per annum	-	46 473.12
145	Telkom SA Limited	Delictual Claim: The Palintiff is suing the Municipality for damages to its underground cables allegedly caused by Municipal water pipes.	2013	Lister and Lister Attorneys: Tel 033 345 4530 Fax: 033 342 7669 Physical Address 161 Pietermaritz Street, Pietermaritzburg, 3201 Postal Address: PO Box 144, Pietermaritzburg, 3200.	R34 951.26 plus interest at 15.5 per cent per annum.	-	40 368.71

THE MSUNDUZI MUNICIPALITY AND ITS MUNICIPAL ENTITY
APPENDIX F
SCHEDULE OF CONTINGENT LIABILITIES AS AT 30 JUNE 2015

NO.	MATTER	MATTER TYPE	YEAR INITIATED	ATTORNEY/ADVOCATE INSTRUCTED	Risk to the municipality as at 30 June 2015	Total 2014 R	Total 2015 R
146	Asiphakame Projects CC 9321-14	Contractual Claim: The Plaintiff is suing the Municipality for monies owed in terms of a contract.	2014	Internal	R 195 035.85 plus interest at 15.5 per cent per annum. The Plaintiff applied for summary judgement and this was successfully opposed. Matter not yet finalised.	-	225 266.41
147	Asiphakame Projects CC 9358-14	Contractual Claim: The Plaintiff is suing the Municipality for monies owed in terms of a contract.	2014	Internal	R 73 590.47 plus Interest at 15.5 per cent per annum.The Plaintiff applied for summary judgement and this was successfully opposed. The matter is not yet finalised with Plaintiff not having moved further.	-	84 996.99
148	Asiphakame Projects CC 9357-14	Contractual Claim: The Plaintiff is suing the Municipality for monies owed in terms of a contract.	2014	Internal	R 37 212. 56 plus interest at 15.5 per cent per annum. On 7 Nov 2014 the municipality filed a notice in terms of Rule 19 (1) to Plaintiffs particulars of claim. On 24 March 2015 plaintiff filed a notice of withdrawal of action.The matter has therefore been finalised.	-	42 980.51
149	Bonding Mode Trade 1014 CC	Contractual Claim: The Plaintiff is suing the Municipality for monies owed in terms of a contract.	2014	Internal	R 232 022.45 plus interest at 15.5 per cent per annum. On 20 November 2014 a notice in terms of Rule 19 (1) to Plaintiffs particulars of claim was filed and served. On 27 March 2015 the Plaintiff filed a notice of withdrawal of action. The matter has therefore been finalised.	-	267 985.93
150	Gonal Construction CC	claim for breach of contract for non-payent	2014	Internal	R901,118.93 plus 15 % interest per annum	-	982 219.63
151	Dezzo Holdings	Arbitration : alleged breach of contract by Municipalty : provision of housing.	2014	Xaba Attorneys, suite 201,2nd Floor, 251 Church Street, Fedsure House,tel: 0333457927, fax: 3456985, e-mail: dumi@xabainc.co.za PC Bezuidenhout SC Advocates Chambers 17 Prince Edward Street, Pietermaritzburg 033-8453522/082443836 fax 0333943734	Awaiting formal claim from contractor. The verbal indication of intention to claim R5 million rand from the Municipality. Potential liability unknown at this point in time.	-	5 000 000.00
152	EMT. Kapp	Delictual Claim: The plaintiff is suing the Municipality for damaged sustained to his vehicle as a result of an open trench in a public road.	2014	Internal	R13154.75 .Ongoing.	-	13 154.75
153	V. Barnabas	Delictual Claim: The claim arises from Plaintiff's vehicle having collided with a pothole in the vicinity of Plymouth Road.	2014	Internal	R18 228.00 .An appearance to defend has been filed.	-	18 228.00
154	Mabusi Contractor	Contractual Claim: The Plaintiff is suing the Municipality for monies owed in terms of a contract.	2014	Internal	R8000 000.00. The plaintff issued a leter of demand against the Municipality for monies owed in terms of a contract. The matter has been referred to the relevant departments for a reponse. The matter is ongoing.	-	8 000 000.00

THE MSUNDUZI MUNICIPALITY AND ITS MUNICIPAL ENTITY
APPENDIX F
SCHEDULE OF CONTINGENT LIABILITIES AS AT 30 JUNE 2015

NO.	MATTER	MATTER TYPE	YEAR INITIATED	ATTORNEY/ADVOCATE INSTRUCTED	Risk to the municipality as at 30 June 2015	Total 2014 R	Total 2015 R
155	B.A. Zimu and NV Ngcobo	Delictual Claim: The matter arises from death of an employee from an explosion in an electrical power station. The claimaints are the dependants of the deceased employee.	2014	Diedricks attorneys,90© Roberts road, claredon, Pietermaritzburg, tel:3429808, fax-:0862191672,e-mail:admin@diedriecksattorneys.co.za, Advocate Rall, 17 Prince edward street, Advocates' chambers	R7500 000.00 . The matter arises from death of an employee from an explosion in an electrical power station. The claimaints are the dependants of the deceased employee. The matter is being defended.	-	7 500 000.00
156	Telkom SA (PTY) LTD (127 Waterwork Road-Edendale)	Delictual claim: The plaintiff is suing the Municipality for damges to its underground cables alllegedly caused by Municipal water pipes.	2014	Lister and Lister Attorneys: Tel 033 345 4530 Fax: 033 342 7669 Physical Address 161 Pietermaritz Street, pietermaritzburg, 3201 Postal Address: PO Box 144, Pietermaritzburg, 3200.	R74803.9. Awaiting judgement in another case. Ongoing.	-	74 803.90
157	A. Ramsingh	Delictual claim:The plaintiff herein is suing the Municipality for damages suffered as a result of being arrested and detained unlawfully.		Internal	R200000. The plaintiff herein is suing the Municipality for damages suffered as a result of being arrested and detained unlawfully. The claim is being defended inhouse and an appearance to defend has been filed.	-	200 000.00
158	Outshine Trading	Payment under Protest for opening of new electricity account.	2014	Internal	R50 032.23. Settlement negotiations have commenced. The matter is close to being finalised. Settlement negotiations have commenced.	-	50 032.23
159	E. G. Alexander	Delictual Claim: The Plaintiff is suing the Municipality as a result of colliding with a pothole whilst cycling in the vicinity of Murray Road.	2014	Internal	R83 499.00 plus interest at 15.5 per cent per annum. An appearance to defend has been filed. Ongoing.	-	96 441.35
160	Savells	Garnishee order. The Plaintiff instituted proceedings against the Municipality because the Municipality did not enforce a garnishee order.	2014	Matthew Francis Inc.221 pietermaritz street,-tel0873510600, fax:0862428747,e-mail:mail@mfilaw.co.za, advocate AJ Dickson, 17 Prince Edward Street, Advocates' Chambers, tel: 38453542/3, fax: 38453544,e-mail:adickson@law.co.za	R1382.62 plus interest at 15.5 per cent per annum. A search for the employee is ongoing in order to assist the Muncipality in settling the matter.	-	1 596.93
161	M.I. Dlamini	Delictual claim. Plaintiff collided with a tree that had fallen across the road.	2014	Internal	R78 616.27. plus interest at 15.5 per cent per annum. The Municipality has filed a plea. Matter ongoing.	-	90 801.79
162	Msunduzi Secondary School	Garnishee order. The Plaintiff instituted proceedings against the Municipality because the Municipality did not enforce a garnishee order.	2014	Matthew Francis Inc.221 pietermaritz street,-tel0873510600, fax:0862428747,e-mail:mail@mfilaw.co.za, advocate AJ Dickson, 17 Prince Edward Street, Advocates' Chambers, tel: 38453542/3, fax: 38453544,e-mail:adickson@law.co.za	R1093.18 plus interest at 15.5 per cent per annum. The plaintiff is suing the Municipality for failure to implement a garnishee order against an employee. A search has been conducted to establish the whereabouts of the said employee.	-	1 262.62
163	Kwezi Cash and Carry CC	Payment under Protest for opening of new electricity account	2014	Matthew Francis Inc.221 pietermaritz street,-tel0873510600, fax:0862428747,e-mail:mail@mfilaw.co.za, advocate AJ Dickson, 17 Prince Edward Street, Advocates' Chambers, tel: 38453542/3, fax: 38453544,e-mail:adickson@law.co.za	R103 148.00 plus interest at 15.5 per cent per annum. A notice of exception was raised in relation to the plea prepared by counsel. We have amended the plea and this will be delivered shortly.	-	119 135.94
164	Jemma Inkanyezi (PTY) LTD	Delictual claim. Plaintiff is suing the Municipality pursuant to the taxation of a bill of costs in the High Court of South Africa.	2014	Diedricks attorneys,90© Roberts road, claredon, Pietermaritzburg, tel:3429808, fax-:0862191672,e-mail:admin@diedriecksattorneys.co.za, Advocate LE Combrink 17 Prince edward street, Advocates' chambers,tel: 38453537,fax-:3428941,e-mail:larence@group8.co.za	R156 997.29 plus interest at 15.5% per annum. This matter was settled in Mya 2015. The Municipality agreed to pay the sum claimed as well as legal fees.	-	181 331.87

THE MSUNDUZI MUNICIPALITY AND ITS MUNICIPAL ENTITY
APPENDIX F
SCHEDULE OF CONTINGENT LIABILITIES AS AT 30 JUNE 2015

NO.	MATTER	MATTER TYPE	YEAR INITIATED	ATTORNEY/ADVOCATE INSTRUCTED	Risk to the municipality as at 30 June 2015	Total 2014 R	Total 2015 R
165	Sikelephi Ngubane	Delictual Claim: This claim arises from plaintiff's vehicle having collided with a municipal vehicle driven by a municipal employee in the course and scope of his employment.	2014	Internal	R17 312,33 plus interst at 15.5 per cent per annum.This claim arises from plaintiff's vehicle having collided with a municipal vehicle driven by a municipal employee in the course and scope of his employment. The claim is being defended and an appearance to defend has been entered.	-	19 995.74
166	Farouk Jasat	Delictual Claim:Plaintiffs motor vehicle collided with a pothole on Scania Road Intersection.	2014	Internal	R54 588.60. The matter is being defended, during May pre-trial notices exchanged.	-	54 588.60
167	Blomeyers Cooling CC	Delictual Claim against the municipality initiated by plaintiff seeking compensation from the municipality for alleged losses incured. Claims are dealt with by insurance section. Plaintiff's claim based on the alleged negligence.	2014	Internal	R225,284.68. Ongoing	-	225 284.68
168	NS Ngwenya	Delictual claim. Plaintiff's vehicle collided with a municipal vehicle.	2015	Internal	R24 351.28 plus interest at 9% per annum. This claim arises from amotor vehicle collision in the vicinity of Pine Street involving plaintiff's vehicle and a municipal vehicle driven by a municipal employee in the course and scope of his employment. The clim is being defended inhouse and an apperance to defend has been filed.	-	26 542.90
169	Bermin Investments CC t/a Magalela electrical	Contractual claim. Plaintiff is suing the Municipality for monies owed in terms of a contract.	2015	Internal	R 170 100 .69. This is a claim arising from a contractual dispute. The claim is being defended and an appearance to defend as well as a defendant's plea have been filed.	-	170 100.69
170	MS Bastew	Delictual Claim: This is a claim arising from a power outage/surge which caused damage to plaintiff's household goods.	2015	Internal	R 21 000.00. This is a claim arising from a power outage/surge which caused damage to plaintiff's household goods. A letter of demand has been received and the insurance section has been informed.	-	21 000.00
171	S. Dewraj	Delictual Claim: This claim arises from a motor vehicle collision in the vicinity of Pine Street involving plaintiff's vehicle and a municipal vehicle driven by a municipl employee in the course and scope of his employment.	2015	Internal	R 22 250.06. This claim arises from a motor vehicle collision in the vicinity of Pine Street involving plaintiff's vehicle and a municipal vehicle driven by a municipl employee in the course and scope of his employment. The claim is being defended and an appearance to defend has been filed.	-	22 250.06
172	D. Ellapen	Delictual Claim: The claim arises from plaintiff's vehicle collidng with a pothole in the vicinity of Murray Road.	2015	Internal	R 12 109. 06. The claim arises from plaintiff's vehicle collidng with a pothole in the vicinity of Murray Road. The matter is being defended inhouse and an appearance to defend has been filed.	-	12 109.06

THE MSUNDUZI MUNICIPALITY AND ITS MUNICIPAL ENTITY
APPENDIX F
SCHEDULE OF CONTINGENT LIABILITIES AS AT 30 JUNE 2015

NO.	MATTER	MATTER TYPE	YEAR INITIATED	ATTORNEY/ADVOCATE INSTRUCTED	Risk to the municipality as at 30 June 2015	Total 2014 R	Total 2015 R
173	L. Mentory	Delictual Claim: The plaintiff is suing the Municipality for damages as a result of his motor vihicle having collided with a pothole in the vicinuity of Otto's Bluff Road.	2015	Internal	R 31 487.02 . The matter is Ongoing. An appearance to defend has been filed.	-	31 487.02
174	Y. Mahomed	Delictual Claim: Plaintill fell and sustained injury whilst walking on an uneven pavement in the vicinity of Retief Street.	2015	Internal/Insurance	R 250 000.00 . A letter of demand has been received and sent to the Insurance Section for an investigation.Ongoing.	-	250 000.00
175	Telkom SA	Delictual Claim: The matter arises from damage to underground cables that Plaintiff alleges was caused by Municipal water pipes.	2015	Internal	R8671.31. Telkom is suing the Municipality because of its damaged underground cables in the vicinity of Slangspruit, Edendale. A letter of demand has been received and relevant departments have been contacted to provide information prior to responding.	-	8 671.31
176	Mahommed Hussain Khan N.O. and another.	Delictual claim. Plaintiff is suing the Municipality for overcharges in relation to rates.	2015	Internal	R 49 226.92. The plaintiffs sued the Municipality for a refund that they were due in terms of an application for a rates clearance certificate. The claim has been settled. The matter is now finalised.	-	49 226.92
177	CJ Booysen	Delictual Claim: The claim arises from plaintiff's vehicle colliding with a pothole in the vicinity of Princess Margaret Street.	2015	Internal	R12 646.24. The claim arises from plaintiff's vehicle colliding with a pothole in the vicinity of Princess Margaret Street. The claim is being defended inhouse and an appearance to defend has been filed.	-	12 646.24
178	AJC White	Delictual Claim: The matter arises from plaintiff having fallen into an uncovered meter box in the vicinity of Flemming Street/Prince Alfred Street.	2015	Internal/ Insurance	R100 000.00. The claim herein arises from plaintiff having fallen into an uncovered meter box in the vicinity of Flemming Street/Prince Alfred Street. The claim is being defended inhouse and an appearance to defend has been filed.	-	100 000.00
179	SM Ally's Builders and Contractors 786 CC t/a Ally's Construction and Plumbers CC	Contractual Claim: The Plaintiff is suing the Municipality for monies owed in terms of a contract.	2015	Internal	R10 203.00. plus interest at 9% per annum and R 6 384 plus interest at 9% per annum. The Plaintiff has issued two separate summonses with respect to the monies mentioned herein. The summonses have been diarised and the relevant officials have been notified with a view to having consultations on the matter.	-	18 079.83
180	Southern African Music Rights Organisation	Breach of contract in terms of copyright laws.	2015	Matthew Francis Inc.221 pietermaritz street,-tel0873510600, fax:0862428747,e-mail:mail@mfilaw.co.za	R170 265.21 Summons received. Municipality entering an appearance to defend.	-	170 265.21
						61 675 828.00	**84 745 591.04**

CHAPTER 5 – SAFE CITY (MUNICIPAL ENTITY)

SAFE CITY MSUNDUZI (PTY) LTD
(Registration No. 2010/024562/07)

ANNUAL FINANCIAL STATEMENTS 30 JUNE 2015

These annual financial statements include statements which have been audited in compliance with the Companies Act and are presented as follows:

CONTENTS: PAGE/S

GENERAL INFORMATION	301
REPORT OF THE AUDITOR-GENERAL	302
CHAIRMAN'S REPORT	304
STATEMENT OF FINANCIAL POSITION	312
STATEMENT OF PROFIT AND LOSS	312
STATEMENT OF CHANGES IN EQUITY	313
STATEMENT OF CASH FLOWS	313
STATEMENT OF COMPARISON OF BUDGET AND ACTUAL AMOUNTS	314
NOTES TO THE ANNUAL FINANCIAL STATEMENTS	315
DETAILED STATEMENT OF PROFIT AND LOSS	321

Preparation of financial statements

These financial statements were prepared by:

D Kambouris

Approval

The annual financial statements set out on pages 312 to 321 are the responsibility of the directors and have been approved and are signed on their behalf by:

Chairman: Z Sokhela **Date: 26th August 2015**

General Manager: L Holtzhausen **Date: 26th August 2015**

GENERAL INFORMATION

Company name:	Safe City Msunduzi (Pty) Ltd
Registration number:	2010/024562/07
Country of incorporation and domicile:	Republic of South Africa
Nature of business and principal activities:	To provide camera surveillance to certain areas under the jurisdiction of the Msunduzi Municipality.
Directors:	Z Sokhela D Kambouris D Winship V C Biggs D Harrison K Vorster P Dlamini T Davis S Magwaza (Resigned) J Reynders (Resigned) R Gwala (Resigned)
Shareholder:	Msunduzi Municipality
Registered office	"1st Floor PMB Fire Department Pietermaritzburg 3201"
Business address:	"1st Floor PMB Fire Department Pietermaritzburg 3201"
Postal address:	"P O Box 3110 Pietermaritzburg 3200"
Bank account details:	First National Bank Limited Boom Street Branch (Branch code: 221325) Current Account: 62035467978 Money Market Account: 62035942392
Auditors:	Auditor General South Africa
Accounting officer:	D Kambouris
Registration numbers:	
Income tax:	9101/228/18/8
Value-Added Tax (VAT):	4550261145

Report of the auditor-general to the KwaZulu-Natal Provincial Legislature and the Council on Safe City Msunduzi (Proprietary) Limited

Report on the financial statements

Introduction

1. I have audited the financial statements of the Safe City Msunduzi (Pty) Ltd set out on pages 312 to 321, which comprise, the statement of financial position as at 30 June 2015, the statement of profit or loss and other comprehensive income, statement of changes in equity, cash flow statement and the statement of comparison of budget information with actual information for the year then ended as well as the notes, comprising a summary of significant accounting policies and other explanatory information.

Accounting authority's responsibility for the financial statements

2. The board of directors, which constitutes the accounting authority is responsible for the preparation and fair presentation of the financial statements in accordance with the South African Standards of Generally Recognised Accounting Practice (SA Standards of GRAP) and the requirements of the Local Government: Municipal Finance Management Act of South Africa, 2003 (Act No. 56 of 2003) (MFMA) and the Companies Act of South Africa, 2008 (Act No. 71 of 2008) (Companies Act), and for such internal control as the accounting authority determines is necessary to enable the preparation of financial statements that are free from material misstatement, whether due to fraud or error.

Auditor-general's responsibility

3. My responsibility is to express an opinion on the financial statements based on my audit. I conducted my audit in accordance with International Standards on Auditing. Those standards require that I comply with ethical requirements, and plan and perform the audit to obtain reasonable assurance about whether the financial statements are free from material misstatement.

4. An audit involves performing procedures to obtain audit evidence about the amounts and disclosures in the financial statements. The procedures selected depend on the auditor's judgement, including the assessment of the risks of material misstatement of the financial statements, whether due to fraud or error. In making those risk assessments, the auditor considers internal control relevant to the entity's preparation and fair presentation of the financial statements in order to design audit procedures that are appropriate in the circumstances, but not for the purpose of expressing an opinion on the effectiveness of the entity's internal control. An audit also includes evaluating the appropriateness of accounting policies used and the reasonableness of accounting estimates made by management, as well as evaluating the overall presentation of the financial statements.

5. I believe that the audit evidence I have obtained is sufficient and appropriate to provide a basis for my audit opinion.

Opinion

6. In my opinion, the financial statements present fairly, in all material respects, the financial position of the Safe City Msunduzi (Pty) Ltd as at 30 June 2015 and its financial performance and cash flows for the year then ended, in accordance with the SA Standards of GRAP and the requirements of the MFMA.

Additional matter

7. My opinion is not modified in respect of this matter:

Other reports required by the Companies Act

8. As part of our audit of the financial statements for the year ended 30 June 2015, I have read the directors' report, the audit committee's report and the company secretary's certificate for the purpose of identifying whether there are material inconsistencies between these reports and the audited financial statements. These reports are the responsibility of the respective preparers. Based on reading these reports I have not identified material inconsistencies between the reports and the audited financial statements. I have not audited the reports and accordingly do not express an opinion on them.

Report on other legal and regulatory requirements

9. In accordance with the Public Audit Act of South Africa, 2004 (Act No. 25 of 2004) (PAA) and the general notice issued in terms thereof, I have a responsibility to report findings on the reported performance information against predetermined objectives for selected objectives presented in the annual performance report, compliance with legislation and internal control. The objective of my tests was to identify reportable findings as described under each subheading but not to gather evidence to express assurance on these matters. Accordingly, I do not express an opinion or conclusion on these matters.

Predetermined objectives

10. I performed procedures to obtain evidence about the usefulness and reliability of the reported performance information for the public safety objective, presented in the annual performance report of the municipal entity for the year ended 30 June 2015.

11. I evaluated the reported performance information against the overall criteria of usefulness and reliability.

12. I evaluated the usefulness of the reported performance information to determine whether it was presented in accordance with the National Treasury's annual reporting principles and whether the reported performance was consistent with the planned objective. I further performed tests to determine whether indicators and targets were well defined, verifiable, specific, measurable, time bound and relevant, as required by the National Treasury's Framework for managing programme performance information (FMPPI).

13. I assessed the reliability of the reported performance information to determine whether it was valid, accurate and complete.

14. I did not identify any material findings on the usefulness and reliability of the reported performance information for the public safety objective.

Additional matter

15. Although I identified no material findings on the usefulness and reliability of the reported performance information for the selected objective, I draw attention to the following matter:

Unaudited supplementary schedules

16. The supplementary information set out on pages 304 to 311 does not form part of the annual performance report and is presented as additional information. I have not audited these schedules and, accordingly, I do not report thereon.

Compliance with legislation

17. I performed procedures to obtain evidence that the entity had complied with applicable legislation regarding financial matters, financial management and other related matters. My findings on material non-compliance with specific matters in key legislation, as set out in the general notice issued in terms of the PAA, are as follows:

Annual financial statements

18. The financial statements submitted for auditing were not prepared in all material respects in accordance with the requirements of section 122 of the MFMA. Material misstatements of non-current assets, liabilities, expenditure and disclosure items identified by the auditors in the submitted financial statements were subsequently corrected, resulting in the financial statements receiving an unqualified audit opinion.

Audit committees

19. The audit committee did not review the annual financial statements to provide the accounting authority with an authoritative and credible view of the financial position of the entity, its efficiency and effectiveness and its overall level of compliance with legislation, as required by section 166(2)(b) of the MFMA.

Asset management

20. An effective system of internal control for assets including an asset register was not in place, as required by section 96(2)(b) of the MFMA.

21. The accounting records for non-current assets were not complete and accurate, as required by section 28(1) of the Companies Act and prescribed in Companies Regulations 25(3)(a)(i).

Internal control

22. I considered internal control relevant to my audit of the financial statements, annual performance report and compliance with legislation. The matters reported below are limited to the significant internal control deficiencies that resulted in the findings on the annual performance report and the findings on compliance with legislation included in this report.

Leadership

23. The policies and procedures of the entity were not updated to incorporate controls to ensure compliance with new and updated requirement of laws and regulations

Financial and performance management

24. The process for the preparation of the financial statements and asset registers did not include adequate quality reviews and procedures to ensure that the financial statements were prepared accurately.

Governance

25. The audit committee did not review the annual financial statements of the entity.

Auditor-General

Pietermaritzburg
27 November 2015

AUDITOR-GENERAL
SOUTH AFRICA

Auditing to build public confidence

Safe City MSUNDUZI Pty (LTD)
Co. Reg. No. 2010/024562/07
Vat. Reg. No. 4930209350

SABS ISO 9001

The Chairperson, P.O. Box 3110, Pietermaritzburg, 3201
Phone: 033 394 0101 Email cascades@futurenet.co.za

SAFE CITY MSUNDUZI (PTY) Ltd
Reg. No. 2010/024562/07
Pending registration NPC.

CHAIRPERSON'S ANNUAL REPORT

For the year ending 30th June 2015

1. BACKGROUND

Safe City Pietermaritzburg was formally constituted as an Association incorporated under section 21 of the Companies Act on 28 March 2002. The intervention Team that took over Msunduzi Municipality administration, raised concerns that according to the MFMA that it is illegal to fund an organisation registered under section 21, and therefore, in order for Safe City to comply, it was compelled to register as a (Pty) LTD company. Subsequently, to ensure that Safe City complies with the MFMA, it was required to deregister as a section 21 company, and re-registered as Safe City Msunduzi (Pty) LTD in December 2010 thereby remaining legal as an entity of Msunduzi Municipality.

Safe City is currently awaiting final approval from the Companies Intellectual Properties Commission (CIPC) for approval to be classified as a Non Profit Company, and documentation in this regard has been submitted to CIPC.

The Safe City project is a partnership which is governed by an agreement by which the Municipality would make the necessary financial resources available for the operation of the organisation as well as the capital expenditure required to extend the CCTV surveillance to other parts of the city. The Service Level Agreement (SLA) for the financial year 2014/15 has been agreed upon and signed by the Municipal Manager and Safe City Chairperson on the 30 July 2015. See Annexed service level agreement dated 30 July 2015.

While it is understood that the Board cannot include representatives of the Municipality, the organisation has felt for some time that its work is hampered by a lack of regular and constructive communication with its funding body. This matter of concern has now been addressed with the regular attendance of the Process Manager for Community Services: Mr. K Khumalo. All the people who initiated and directed this project through both the planning and operational phases have done so on a voluntary basis. It is however contemplated by the Board of Directors to remunerate directors, but not partners, in future in accordance with Treasury Guidelines for their time attending Board meetings.

2. DIRECTORS

The following persons are Directors of Safe City Msunduzi (Pty) Ltd.

It must be noted that there are still vacancies to be filled to achieve the maximum composition of Board members.

Name of Director	Background Details	Number of Board Meetings Attended
Ms. Z Sokhela	Director of BP Cascades Service Station, Past President and Member of PCB, UFET Council, UKZN Council and current chairperson of the Safe City Board of Directors.	6
Mr. D Kambouris	Retired Industrialist, Past Chairman of BFC, Member of Community Chest and current Board member and Accounting Officer.	7
Mr D Winship	Retired CEO: Hulletts Aluminium, Retired Executive Director of Tongaat Hulett Group, Member of BFC, Director of Life Line and founder member of Safe City.	3
Mr V C Biggs	Retired Director: McCarthy Motors, Member of Allison Homes, Member of SAVS/NCVV, Member of BFC and founder member of Safe City.	7
Mrs D Harrison	CSI consultant Director -The Pietermaritzburg and District Cerebral Palsy Association. Project Manager -Business Fighting Crime Marketing and Brand Manager -KZN-CDM Council member of The Pietermaritzburg Community Chest and Community Chest South Africa. Past Director of Life Line and Rape Crisis Pietermaritzburg	6
Mr K Vorster	Financial Planner for PSG, Member of BFC. Currently Chairman of Business Fighting Crime, member of the non-ferrous Metal Group as well as the Banking Task Team.	5
Ms. P Dlamini	Currently Publishing Director for Nutrend Publishers. A former Tutor at UKZN (PMB) and lecturer in the African Languages and Applied Linguistics Departments at the University of South Africa (UNISA) and a former IsiZulu Tutor for the American Embassy – South Africa.	1 (Is currently on a sabbatical for 6 months)
Ass Comm. T Davis (ret)	Retired SAPS Area Commissioner: KZN Midlands, Member of Business Fighting Crime and Regional Chairperson: The League of Retired SAPS Members.	5

The following directors had to resign due to them being government employees.

Advocate S Magwaza	Senior Council: Director of Public Prosecutions: KwaZulu-Natal.
Brig. J Reynders	SAPS Pietermaritzburg.
Brig. R Gwala	Current Station Commander: SAPS Plessislaer

3. PARTNERS

Business Fighting Crime (BFC) remains a sponsor on various activities for Safe City and has borne the costs of marketing an SMS crime alert campaign that was initiated by Safe City in 2008. Safe City also received other financial assistance in the form of discounts which will be explained in para 6.4

Safe City considers its partnership with the Msunduzi Municipality and the SAPS to be one of its notable strengths, while it also enjoys constructive relationships with the National Prosecuting Authority, BFC and various Community Police Forums.

We have a Traffic and Security representative who performs duties on week days between 07:00 and 16:00. A dedicated camera control desk has been made available solely for the purpose to detect bylaw infringements and to monitor traffic wardens performing point duty during peak traffic hours. There is however a dire need for a dedicated Municipal Response team to respond timeously to all bylaw infringements detected by Safe City.

4. STAFFING

SAFE CITY MSUNDUZI (Pty) LTD ORGANOGRAM

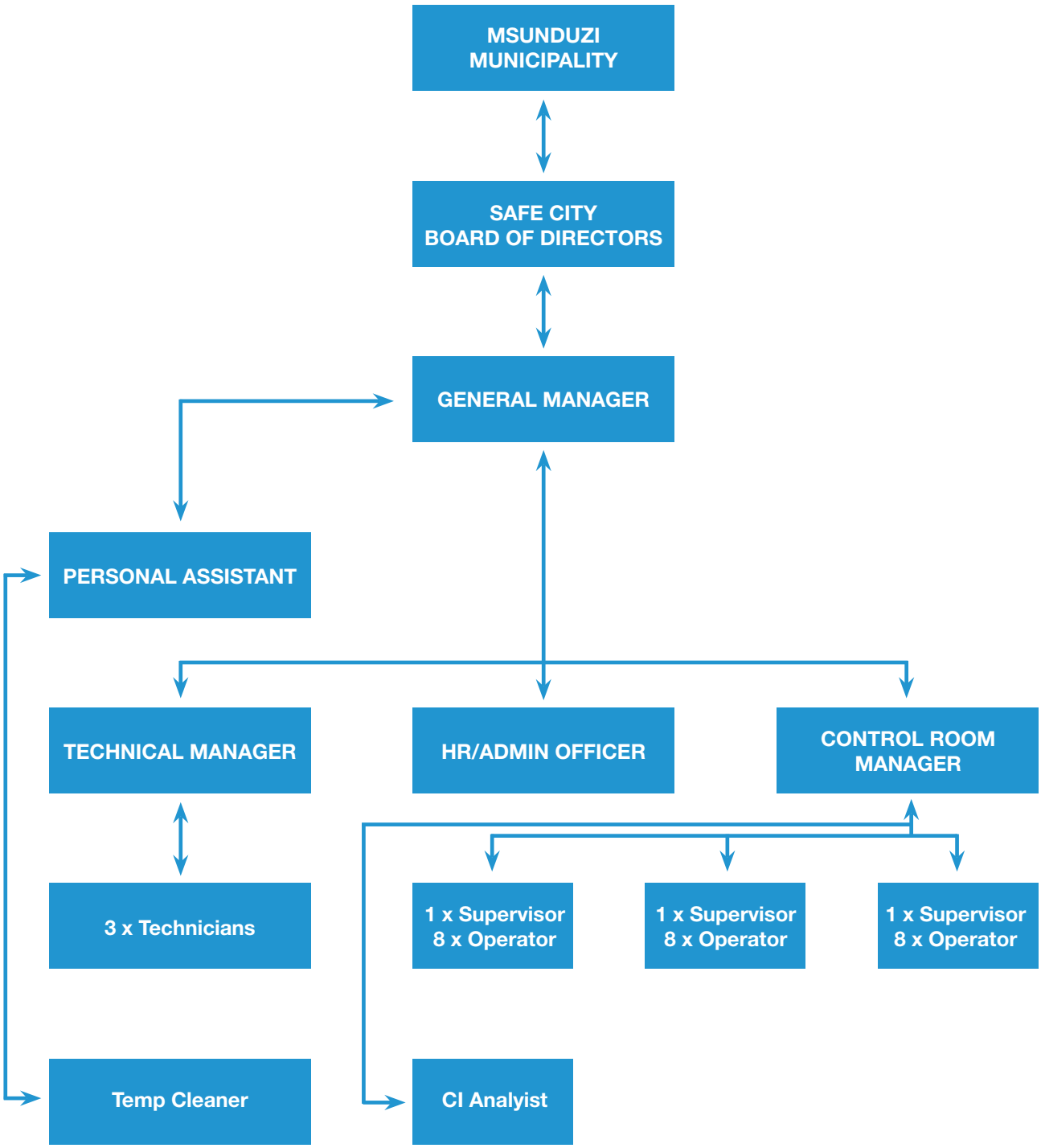

5. PARTICULAR MATTERS RELATING TO THE YEAR 2014/15

5.1 Automatic Number Plate Recognition Project

The Automatic Number Plate Recognition System (ANPR) was commissioned on the 1st September 2010 and enables the city to generate income from outstanding traffic fines. As reflected in the comparative results in the below the system was poorly utilised by the Traffic Department due to manpower constraints and other work related matters.

Year	Income Generated	Arrests Made	Warrants Executed
Sept 2010 to June 2011	R1 489 305	2362	3032
July 2011 to June 2012	R1 458 855	1682	2155
July 2012 to June 2013	R757 400	908	1136
July 2014 to June 2014	R169 450	175	234
July 2014 to June 2015	0	0	0

Due to the poor utilisation of the system Safe City was forced to reduce the ANPR operating capacity in order to justify the monthly expense paid for the lease of the system.(See graph in the below) There is potential to assist the Municipality to collect outstanding fines to the extent of approximately R11 000 000 with the use of Safe City's ANPR system, provided the Municipality provides ongoing response teams to enforce the collection.

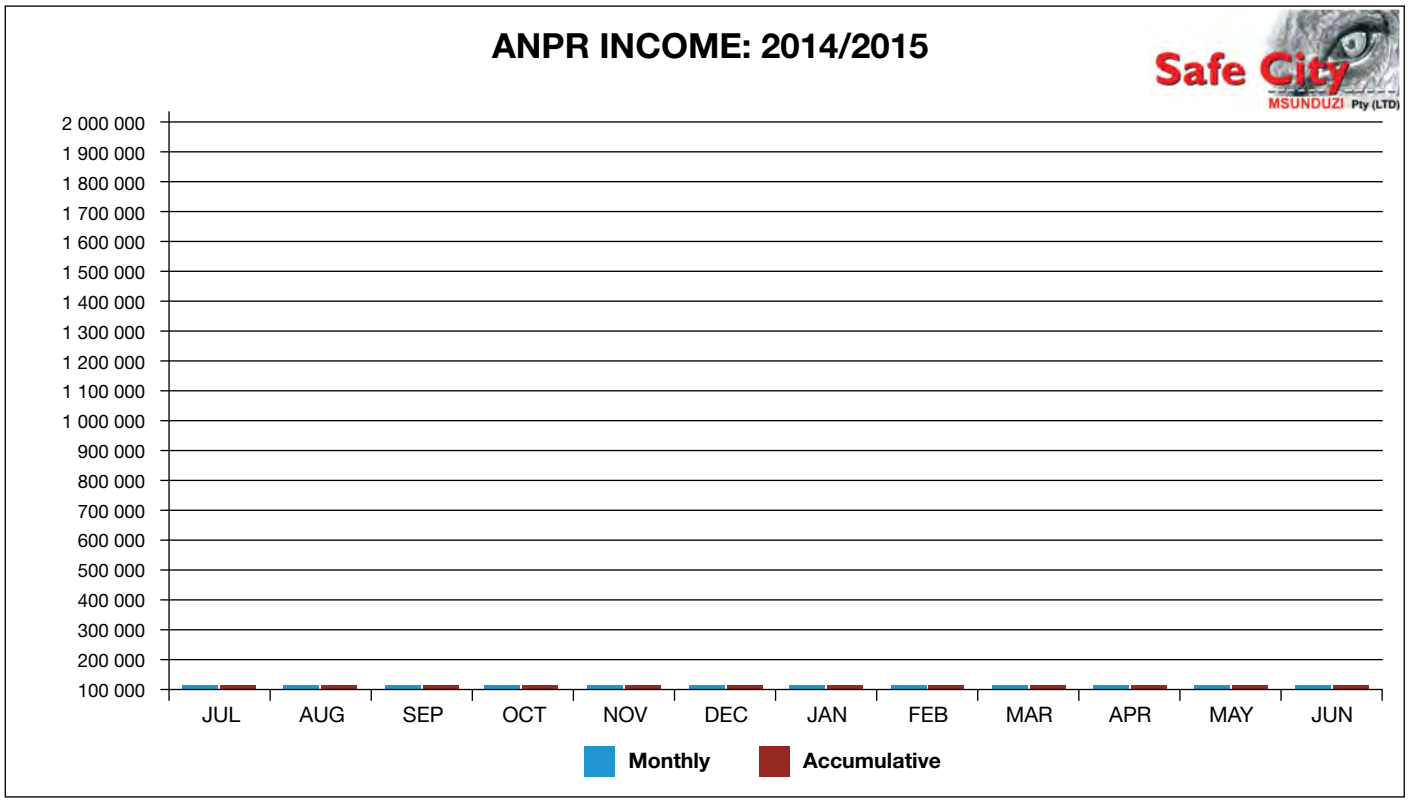

5.2. Msunduzi Monthly Risk Management Meeting

Safe City attends the monthly Municipal Risk Management Meeting together with other Traffic and Security business units. This meeting provides us with the opportunity to inform and share relevant information with the stakeholders. Monthly operating successes, shortcomings and other bylaw related matters is been reported to the Deputy Municipal Manager for Community Services

5.3. Introduction of the Public Announcement System as a Law Enforcement Tool

The PA system has been used with great success during the past financial year. Please see statistics the below.

The PA system is being utilised for the following purposes:

- When suspects are detected in an area, pedestrians or the public will be warned to be on the alert and to secure their valubles as they might become a victim of crime.
- Potential victims will be advised to secure their handbags or valubales against bagsnatchers or pickpocketers.
- Suspects will be warned that they are under surveillance which in turn will be reduce their oppertuinities to commit a crime.
- It is envisaged that more speakers will be added in identified hotspot areas.

TYPE OF ANNOUNCEMENT	NUMBER OF OCCASIONS
Municipal Bylaw Infringements	112
General Public Warnings	107
Warning for possible pickpocketers or ATM fraudsters	71
Warning unruly/drunk patrons	53
Possible Possession of Stolen Property	47
Illegal Gatherings	9
Possession of Dangerous Weapon	3
Street Gambling	2
Other	52
Total	**456**

6. FINANCE

6.1. Safe City Capital Budget for 2014/15

Safe City applied for R2 625 000 in the 2014/15 financial year in order extend the current CCTV footprint to the greater Edendale area by re commissioning the defunct CCTV camera at Edendale hospital, install CCTV surveillance in the vicinity of the new Edendale Mall, expand CCTV coverage to strategic Municipal sites such as targeted sub stations. On 17th June 2015 the amount of R7 752 000:00 (incl vat) was paid into Safe City's account by the municipality as operating funds in order to improve the security at priority primary sub stations. The said amount has been ring fenced for this purpose and will be spent within the next months. We sincerely hope that funding in this regard will continue in order to expand the CCTV footprint of our municipality.

6.2. Safe City Operating Budget for 2014/15

Safe City has applied for R5 168 650 (incl vat) for the 2014/15 financial year in order to maintain its high level of service excellence. We would like to thank the Municipality for allocating the said amount to us. This increase has been used to maintain the ageing CCTV infrastructure and also to accommodate staff salary increases and benefits in accordance with PSIRA guidelines.

For the financial year 2015/16 the amount of R6 467 220 (incl vat) has been applied for. This allocation will again be used to accommodate staff salary increases but also gradually to replace some ageing analogue equipment with the latest IP equipment.

6.3. Financial Contributors:

The following local companies and institutions paid for or gave discounts to Safe City in the day to day running of the business.

NAME OF CO	VALUE	PERIOD	EVENT
Business Fighting Crime		Continuous	Monthly lease for the Coretalk SMS system and co-payments for RAS event
Ben Booysen	R19 534.95	Per annum	Reduction in monthly maintenance of air conditioners
Mikros Traffic Monitoring	R60 000.00	Per annum	No increase in monthly lease of ANPR system
XTEC	R8,354.16	Per annum	37.5 % reduction in standard photocopy machine lease
Safe City Board of Directors	To be quantified	Continuously	All members are performing duties on a voluntary basis

7. PERFORMANCE OF THE CONTROL CENTRE

7.1. Core Functions:

The 24/7 surveillance operation is the core of Safe City's business. It is ISO 9001 certified and SABS approved.

- Primary Function:

The monitoring of traffic and Municipal Bylaws such as littering, street gambling and illegal trading.
Facilitating the Automatic Number Plate Recognition (ANPR) system for the execution of outstanding traffic warrants and the recovery of outstanding revenue
The prevention, detection and investigation of crime
The maintenance of the existing CCTV system
Advising Msunduzi Municipality on expansion of CCTV system
Oversee the design, specification and installation of new CCTV equipment.

- Secondary Function:

Facilitating the Disaster Management JOC
The monitoring of gatherings, marches and events of public interest within camera visual area.
Attend meetings with the Municipality to determine possible additional services.
Liaise with Community Police Forums, Bank Task Group and Non Ferrous Metal Forum.
Informing the public and business community regarding current crime tendencies and advise them on crime prevention strategies.
Receive and disseminate crime information and public complaints via the Safe City SMS Safe project to the relevant role-players'.

7.2. Standard Procedure

The crime statistics for Pietermaritzburg are submitted to the Control Room every morning by the SAPS. These statistics together with observations made by surveillance is discussed every morning with SAPS coordinator and Municipal Security and Traffic officials, if present. An operational plan is then compiled to address any tendencies detected or planned events. This enables operators to be more crime prevention orientated. All suspicious incidents noted on camera are recorded as an "Incident detected". The SAPS and Traffic Officer present in the Control Room will determine the appropriate response required to address the matter.

The yearly target for SAPS dispatches is between 50% and 60% of Incidents Detected. A record is maintained of vehicle despatches as compared with Incidents detected.

An arrest is made when the suspect is apprehended. It often happens that after an arrest has been made the complainant refuses to open a case. This tendency is very frustrating as suspects then continue to commit crimes elsewhere. The latter is then reflected as a preventable operation.

7.2.1. Summary of Operational Performance: 2014/15

Description	Total for Year	Target for Year	Diff %
No of Incidents Detected	4560	5318	↓ 14%
Response by SAPS Units	1312	1152	↑ 13.8%
Arrests Effected	190	194	↓ 2%
SAP Response Time	7.5 min	4 min or less	↓ 88%
% Camera down time	0.84%	1% or lower	↑ 16%
Bylaw Incidents detected	801		
Response by Municipal Enforcement	206		

7.2.1.1. Incidents Detected

The total number of incidents detected was 4560 compared to 5318 incidents the previous year. The decrease can be attributed to a reduction of criminal incidents which occurred within camera visual area. 80% of reported crime occurred out of camera view.

Some of the incidents detected are as follows:

Fighting	-	1243
Suspicious behaviour	-	849
Bylaw Infringements	-	801
Poss. of Stolen Prop	-	336
Motor vehicle Accidents	-	316
Robbery Related	-	213
Marches and Gatherings	-	75
Medical Conditions	-	64
Drug Related	-	9

7.2.1.2. Responses by the SAPS

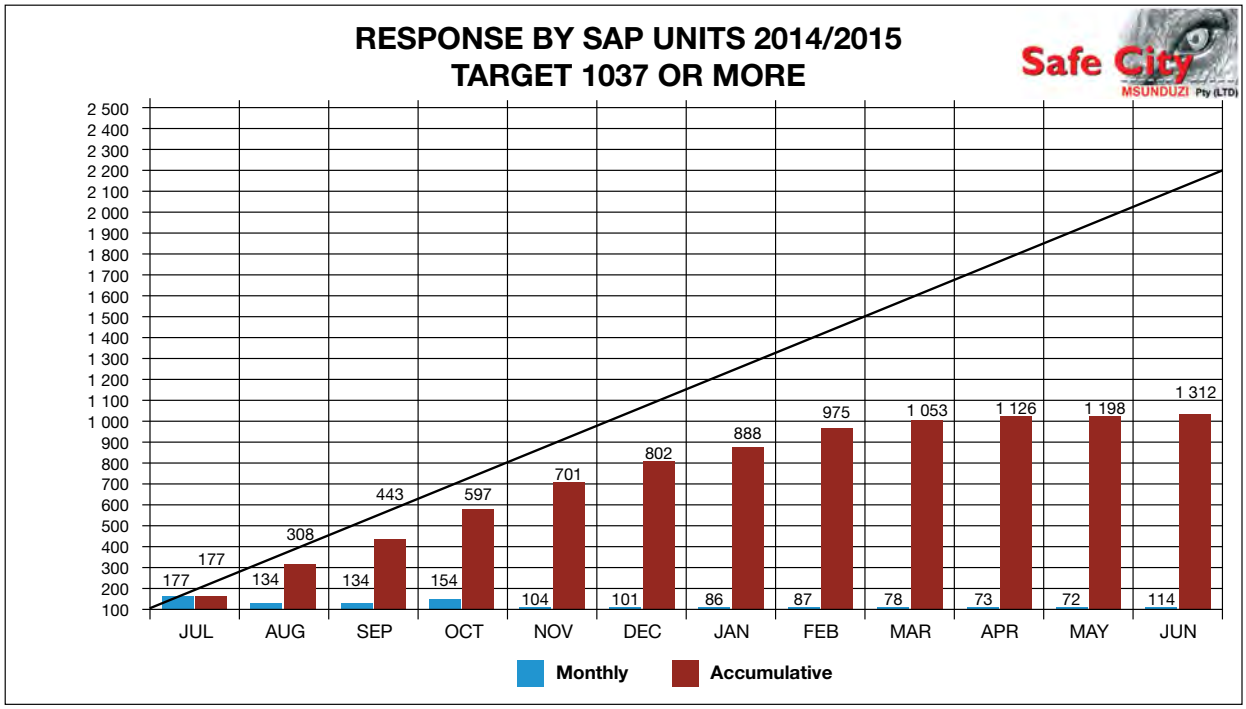

The total number of responses of the SAPS was 1312 compared to the target of 1152. The increase can be attributed the increase in the number of fighting incidents that had to be resolved by the SAPS.

7.2.1.3. Arrests Made

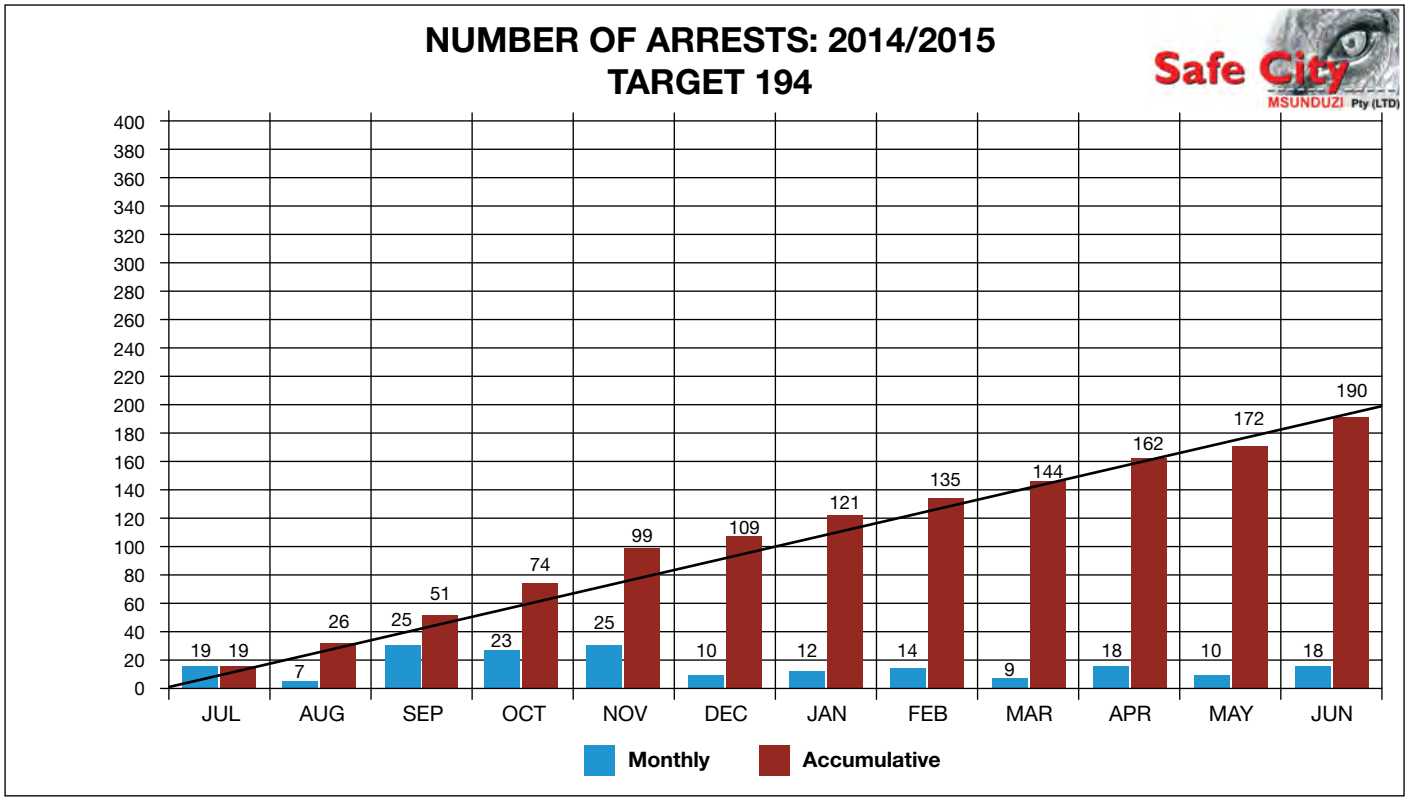

The number of arrest made was 190 compared to the target of 194.

The slight decrease can be attributed to the reluctance by victims of crime to open cases after the SAPS have recovered their stolen goods such as cell phones. Robberies in the vicinity of hotspots such as Matsheni Beer Hall and Prof Nyembezi Building is still problematic. Suspects use these premises to conceal themselves before and after committing crimes such as street robberies and theft out of motor vehicles. The SAPS has undertaken a number of search operations at the Matsheni Beer Hall during Operation Fiela which had a positive effect. The premises are however in serious need to be revamped and to be controlled in terms of the bylaws.

7.2.1.4. SAPS Response Time

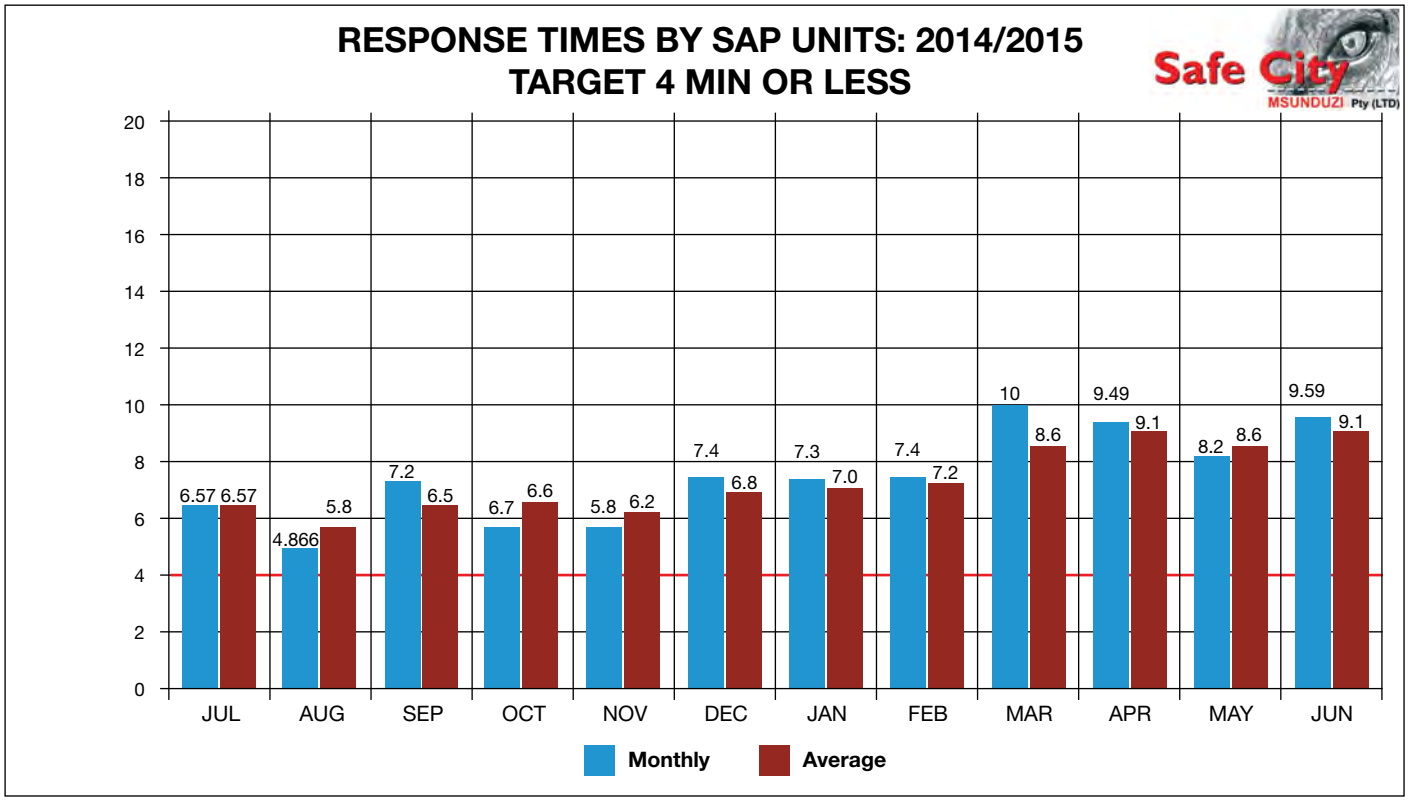

The average response time for SAPS vehicles to respond is calculated from the time of notifying the SAPS Emergency Control Room until a vehicle arrives on the scene. Time was7.56 min compared to the 4 min target. This matter as well as other SAPS response related issues was discussed at length with Maj Genl Ngcobeni, the Pietermaritzburg SAPS Cluster Commander on the 2nd July 2015. The General has undertook to address these matter as a matter of urgency.

7.2.1.5. Camera Downtime

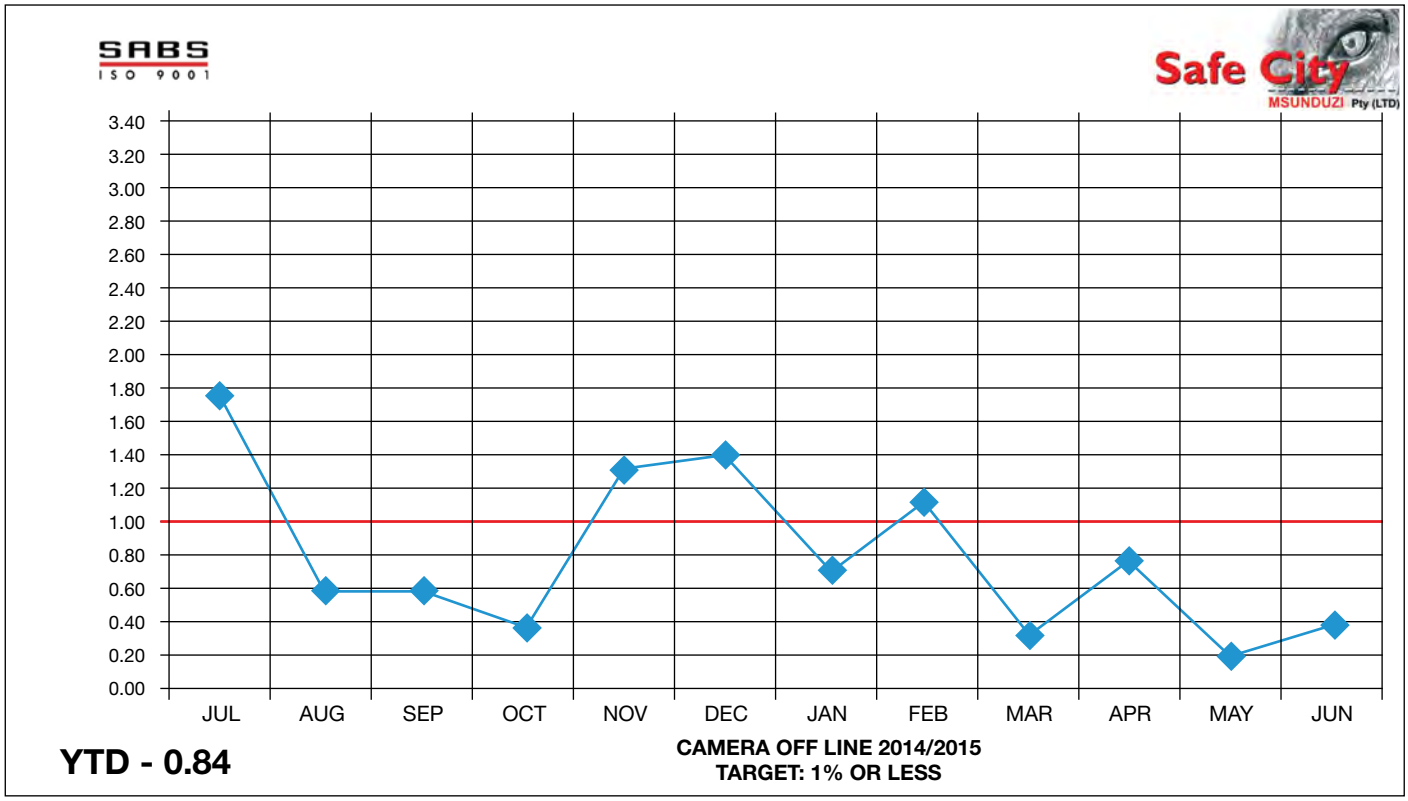

The average camera downtime was 0.84%. Safe City's target has always been 1%.

7.3. Reported Serious Crime Statistics:

Please note that the statistics as provided by the SAPS Pietermaritzburg is for operational evaluation and is not for public consumption.

Incidents	2014/15	2013/14	Inc /Dec %	Safe City Arrests
Murder	34	31	3	0
Att. Murder	34	25	+ 9	3
Ass. Com	551	435	+ 116	1
Ass. GBH	240	196	+ 44	12
Rape	59	41	+ 18	0
Rob with F/A	57	53	+ 4	0
Rob Other	439	456	17	19
Rob Com	431	551	120	41
Bus. Rob	45	36	+ 9	5
Hi Jacking	7	10	3	0
Theft from M/V	107	152	45	5
Theft out of M/V	513	628	160	25
Theft of M/V	98	129	31	0
Burglary Bus./Att	314	350	371	16
A Crime (Serious)	8170	7462	+ 708	

The total serious crimes reported for 2014/15 shows an increase of 9,5% compared to the previous year. The primary crime contributor in this regard is Assault Common with a 27% increase. The abuse of alcohol can be regarding as the main contributing factor in the increase in Assault and Rape related cases. Contact crimes such as street robberies shows a decrease but crime such as business robbery shows an increase. The latter is difficult to detect as it occur indoors. Regular SAPS operations in the vicinity of the Matsheni Beer Hall also had the desired effect.

8. KPA's/KPI's 2014/15

Safe City KPA and KPI's for 2014/15 is now aligned with the SDBIP. (See attached annexure)

9. SUSTAINABILTY AND GOVERNANCE:

The Board of Directors is committed to maintaining strict ethical standards in the operations of Safe City, and accordingly undertakes from time to time reviews of its business practices and governance responsibilities. In this regard a number of important policies has been compiled and approved by the Board of Directors

10. CONCLUSION

Of concern however is the very poor utilization of the ANPR system not only as a law enforcement tool but also as revenue income generator for the municipality. It is estimated that about R11 000 000:00 in unpaid traffic warrants is still outstanding

Although there has been a decrease in the number of serious crime in the vicinity of the Matsheni Beer Hall this area still remains a very high risk area. Safe City is reporting on a monthly basis to the Municipal Manager's office as well as SAPS Management regarding all the incidents that is on-going in the area. It still remains a priority for this premises be closed and totally revamped. Thereafter strict access control must be enforced which will include trading hours as specified by the municipality.

It remains an important challenge for Safe City to be a centre of excellence in order to ensure the safety of the public when visiting the Msunduzi precinct and also to provide an acceptable service to the Municipality, SAPS, National Prosecuting Authority and other stakeholders. We also strive to identify areas of concern which might have a negative impact on the social well been of our communities and report shortcomings with recommendations timeously to the relevant role players such as Msunduzi Municipality and the SAPS. In this regard we are extremely grateful that the municipality allocated the necessary funds to Safe City in order to start the process of safeguarding our electrical sub stations.

The relationship with the city's administration has again been very fruitful during 2014/15 and Safe City would like to thank the Mayor, Councillor Ndlela, Municipal Manager Mr. Mxolisi Nkosi and other senior officials for their constructive support towards the Safe City project and for supporting our belief that Safe City is performing a valuable community service.

We would also like to thank all partners including BFC, SAPS, National Prosecuting Authority and several others who are, to a lesser or greater extent, stakeholders in our operation.

The members of the Safe City Board are thanked and commended for their support and commitment.

The Board wishes thank the Management and staff of Safe City, as well as the Project Engineer, Mr. Pieter Janse van Rensburg of Dihlase Consulting.

We reserve our particular gratitude to the Msunduzi Municipality, the main funders of this operation. We acknowledge, too, the financial and moral support of Business Fighting Crime, Pietermaritzburg Chamber of Business, Hulamin, Ben Booysen, XTec, Mikros as well as the valuable assistance rendered by legal advisors Johnathan Carr and Associates and Austin Smith, our auditors Colenbrander Inc, and the local media on safety and security matters.

STATEMENT OF FINANCIAL POSITION AT 30 JUNE 2015

	Notes	2015 R	Restated 2014 R
Assets			
Non-current assets		358 497	872 330
Plant and equipment	2	358 497	872 330
Current assets		8 221 865	712 867
Trade and other receivables	3	2 500	43 423
Bank and cash equivalents	4	8 219 365	669 444
Total assets		**8 580 362**	**1 585 197**
Equity and liabilities			
Equity		810 380	1 585 197
Issued capital	5	100	100
Retained earnings		810 280	1 585 097
Current liabilities		7 769 982	-
Trade and other payables	6	969 982	-
Unspent conditional grant	7	6 800 000	-
Total equity and liabilities		**8 580 362**	**1 585 197**

STATEMENT OF PROFIT AND LOSS FOR THE YEAR ENDED 30 JUNE 2015

	Note	2015 R	Restated 2014 R
Income			
Revenue		4,533,904	4,210,526
Other income		54,050	785,521
Total income		**4,587,954**	**4,996,047**
Expenses			
Operating expenses		(5 362 771)	(4 575 075)
(Loss) / profit before taxation	8	(774 817)	420 972
Net (loss) / profit for the year		**(774 817)**	**420 972**

STATEMENT OF CHANGES IN EQUITY FOR THE YEAR ENDED 30 JUNE 2015

	Issued capital	Retained earnings	Total
	R	R	R
Balance at 30 June 2013	100	1,164,125	1,164,225
Restatement of net profit for the year	-	420,972	420,972
Restated balance at 30 June 2014	100	1 585 097	1 585 197
Net loss for the year	-	(774 817)	(774 817)
Balance at 30 June 2015	100	810 280	810 380

STATEMENT OF CASH FLOWS FOR THE YEAR ENDED 30 JUNE 2015

	Notes	2015 R	Restated 2014 R
Net cash retained in operating activities		1 109 528	(301 849)
Cash generated from / (utlised by) operating activities	10.1	1 055 484	(361 370)
Interest paid		(6)	(12 966)
Sundry income		54 050	72 487
Cash flows from investing activities		(359 607)	(133 916)
Purchase of plant and equipment		(359 607)	(133 916)
Net increase / (decrease) in cash and cash equivalents		7 549 921	(435 765)
Cash and cash equivalents at beginning of year		669 444	1 105 209
Cash and cash equivalents at end of year	10.2	8 219 365	669 444

STATEMENT OF COMPARISON OF BUDGET AND ACTUAL AMOUNTS FOR THE YEAR ENDED 30 JUNE 2015

Actual 2014 R		Actual 2015 R	Approved Budget 2015 R	Difference: Approved Budget and Actual R
	Revenue			
4 210 526	Contribution received - Msunduzi Municipality	4 533 904	4 533 904	-
-	Conditional grant - Msunduzi Municipality	6 800 000	6 800 000	-
32 525	Sundry income	526	263	263
39 962	Interest received	53 524	45 339	8 185
4 283 013	Total revenue	11 387 954	11 379 506	8 448
	Expenses			
(268 599)	Contracted services	(266 100)	(250 646)	(15 454)
(26 926)	Depreciation	(873 441)	(27 193)	(846 248)
(3 421 652)	Salaries	(3 735 318)	(3 708 490)	(26 828)
(190 320)	Repairs and maintenance	(51 750)	(276 375)	224 625
(645 377)	Other operating expenses	(425 421)	(800 393)	374 972
(12 966)	Finance costs	(6)	-	(6)
(9 235)	Bank charges	(10 735)	(8 105)	(2 630)
(4 575 075)	Total expenses	(5 362 771)	(5 071 202)	(291 569)
(292 062)	(Deficit) / surplus for the year	6 025 183	6 308 304	(283 121)

NOTES TO THE ANNUAL FINANCIAL STATEMENTS FOR THE YEAR ENDED 30 JUNE 2015

1. Basis of preparation and accounting policies

The basis of preparation and principal accounting policies of the company, are consistent in all material respects with those applied in the previous year, except as otherwise indicated.

Basis of preparation

The financial statements have been prepared in accordance with the Generally Recognised Accounting Practices and the requirements of the Companies Act of South Africa. They are presented in South African Rands.

Going concern assumption

These annual financial statements have been prepared on a going concern basis.

Plant and equipment

Plant and equipment is stated at historical cost less accumulated depreciation and any accumulated impairment losses. Historical cost includes expenditure that is directly attributable to bringing the asset to the location and condition necessary for it to be capable of operating in the manner intended by management. The cost of an item is its cash price equivalent at the recognition date.

The company adds to the carrying amount of an item of plant and equipment the cost of replacing parts of such an item when that cost is incurred if the replacement part is expected to provide incremental future benefits. The carrying amount of the replaced part is also derecognised. All other repairs and maintenance and servicing costs are charged to profit or loss as incurred.

Depreciation on other assets is charged to profit or loss so as to allocate the cost of assets less their residual values over their estimated useful lives, using the straight-line method. The following rates are used for the depreciation of plant and equipment:

	Useful life
Computer equipment	3
Office equipment	6
Motor vehicles	5
Video and data equipment	6
Furniture and fittings	6

Trade and other receivables

Trade and other receivables are stated at the nominal value as reduced by appropriate allowances for estimated irrecoverable amounts. The carrying value of these receivables approximate fair value due to the short period to maturity of these instruments. Trade and other receivables from exchange transactions are disclosed separately from trade and other receivables from non-exchange transactions. Trade and other receivables in exchange for which the entity gives approximate equal value to another entity are recognised as trade and other receivables from exchange transactions. Trade and other receivables received without directly giving approximately equal value in exchange are recognised as trade and other receivables form non-exchange transactions.

Cash and cash equivalents

Cash and cash equivalents includes cash on hand, demand deposits and other short-term highly liquid investments with original maturities of three months or less. Bank overdrafts are shown separately in current liabilities.

Deferred taxation

Deferred tax is recognised on differences between the carrying amounts of assets and liabilities in the financial statements and their corresponding tax bases (known as temporary differences). Deferred tax liabilities are recognised for all temporary differences that are expected to increase taxable profit in the future. Deferred tax assets are recognised for all temporary differences that are expected to reduce taxable profit in the future, and any unused tax losses or unused tax credits. Deferred tax assets are measured at the highest amount that, on the basis of current or estimated future taxable profit, is more likely than not to be recovered.

The net carrying amount of deferred tax assets is reviewed at each reporting date and is adjusted to reflect the current assessment of future taxable profits. Any adjustments are recognised in profit or loss.

Trade and other payables

Trade and other payables are stated at their nominal value. The carrying amount of these payables approximates fair value due to the short period to maturity of these instruments.

Revenue

Revenue, which excludes Value Added Tax, comprises of the sale of goods, rendering of services and interest received.
Revenue is measured at the fair value of the consideration received or receivable, net of discounts and Value Added Tax.
Revenue from the rendering of services is recognised on an accrual basis in accordance with the substance of the agreement.
Interest received is recognised on a time proportion basis, taking account of the principal outstanding and the effective rate over the period to maturity, when it is determined that such income will accrue to the company.

Foreign currency transactions

Foreign currency transactions are recorded at the rate of exchange ruling at the transaction date. Gains and losses arising on translation are credited to or charged against income in the statement of profit and loss.
The company did not engage in any foreign exchange transactions during the reporting period disclosed in these annual financial statements.

Short-term employee benefits

The cost of all short-term employee benefits is recognised during the period in which the employee renders the related service.

Taxes - Value Added Tax

Revenue, expenses and assets are recognised net of the amounts of value added tax. The net amount of Value Added Tax recoverable from, or payable to, the taxation authority is incurred as part of receivables or payables in the Statement of Financial Position.

Cash flows

For the purposes of the cash flow statement, cash includes cash on hand, deposits held on call with banks, investments in money market instruments, and bank overdrafts.

Unauthorised, irregular, fruitless and wasteful expenditure

Fruitless and wasteful expenditure is expenditure made in vain and would have been avoided had reasonable care been exercised. All anauthorised, irregular, fruitless and wasteful expenditure is charged against income in the period in which it is incurred.

Comparative figures

Where necessary, comparative figures have been reclassified to conform with changes in presentation for the current year.

2. Plant and equipment

	2015			Restated 2014		
	Cost	Accumulated depreciation	Carrying value	Cost	Accumulated depreciation	Carrying value
	R	R	R	R	R	R
Computer equipment	50 708	(50 708)	-	50 708	(49 865)	843
Office equipment	15 244	(10 435)	4 809	15 244	(7 687)	7 557
Motor vehicles	60 000	(60 000)	-	60 000	(50 000)	10 000
Video and data equipment	7 562 754	(7 213 738)	349 016	7 203 146	(6 374 992)	828 154
Furniture and fittings	134 014	(129 342)	4 672	134 014	(108 238)	25 776
	7 822 720	(7 464 223)	358 497	7 463 112	6 590 782	872 330

The carrying amounts for 2015 can be reconciled as follows:

	Carrying value at beginning of year	Additions	Disposals	Other	Depreciation	Carrying value at end of year
	R	R	R	R	R	R
Computer equipment	843	-	-	-	(843)	-
Office equipment	7 557	-	-	-	(2 748)	4 809
Motor vehicles	10 000	-	-	-	(10 000)	-
Video and data equipment	828 154	359 608	-	-	(838 746)	349 016
Furniture and fittings	25 776	-	-	-	(21 104)	4 672
	872 330	359 608	-	-	(873 441)	358 497

	2015 R	Restated 2014 R
3. Trade and other receivables		
Deposits	2,500	2,500
VAT refundable	-	40,923
	2,500	43,423
4. Bank and cash equivalents		
Bank and cash balances at year end comprise:		
First National Bank Limited - current account	94 964	86 558
First National Bank Limited - Money market	8 122 716	581 954
Petty cash	1 685	932
	8,219,365	669,444
5. Issued capital		
Share capital		
Authorised		
1000 Ordinary shares of R1 each	1,000	1,000
Issued		
100 Ordinary shares of R1 each	100	100

The shareholding can be reconciled as follows:

	Number of shares
Msunduzi Municipality	100

The unissued shares of the company are under the control of the directors until the forthcoming annual general meeting.

	2015 R	Restated 2014 R
6. Trade and other payables		
VAT payable	938 123	-
Accruals	31 859	-
	969 982	-
7. Unspent conditional grant		
Unspent conditional grant - Msunduzi Municipality	6 800 000	-

The funds were granted by the Msunduzi Municipality for the purchase on new camera equipment, which will be purchased in the 2016 financial year.

8. (Loss) / profit before taxation

Profit from operations is arrived at after taking into account the following:

Income		
Revenue from:		
Contribution received	4,533,904	4,210,526
Expenses		
Auditors remuneration		
Audit fees	13,702	10,500
Depreciation	873 441	26 925
Computer equipment	843	3 688
Office equipment	2 748	687
Motor vehicles	10 000	12 000
Video and data equipment	838 746	-
Furniture and fittings	21 104	10 550

9. Taxation

Taxation has not been provided as the company has an estimated assessable tax loss of R294 545 to carry forward to the next financial year (2014: R286 210).

10. Notes to the cash flow statement

10.1 Reconciliation of net loss before taxation to cashflows from operations

Net loss before taxation	(774 817)	420 972
Adjustments for :		
Sundry income	(54 050)	(72 487)
SARS - Interest and penalties	6	12 966
Depreciation	873 439	26 926
	-	(713 034)
Operating loss before working capital changes	44 578	(324 657)
Working capital changes		
Decrease / (increase) in trade receivables	40 918	(8 577)
Increase / (decrease) in trade and other payables	969 988	(28 136)
Cash generated from / (utilised by) operations	1 055 484	(361 370)

	2015 R	Restated 2014 R

10.2 Cash and cash equivalents

Cash and cash equivalents consist of cash on hand and balances with banks and investments in money market instruments. Cash and cash equivalents included in the cash flow statement comprise the following balance sheet amounts:

Bank and cash equivalents	8 219 365	669 444
	8 219 365	669 444

R6 800 000 (excluding VAT) of the bank and cash equivalents is fully committed for a new project (refer to note 7) and is temporarily held in the company's First National Bank Limited - Money market account pending the progress of the project.

11. Prior year correction

As at the 30 June 2014 the Mzunduzi Municipality donated plant and equipment with a carrying value of R713 035 to Safe City (Pty) Ltd. The correction has been done retrospectively on the finacial statements as follows:

2014 Year	**Gross R**	**Tax R**	**Net R**
Statement of financial position			
Increase in plant and equipment	713,034	-	713 034
Increase in retained earnings	713,034	-	713 034
Statement of profit and loss			
Increase in other income	713,034	-	713 034

12. Related party disclosures

The following related parties have been identified:

Related party	*Relationship*
Msunduzi Municipality	Shareholder
Z Sokhela	Director
D Kambouris	Director
D Winship	Director
V C Biggs	Director
D Harrison	Director
K Vorster	Director
P Dlamini	Director
T Davis	Director
S Magwaza (Resigned)	Director
J Reynders (Resigned)	Director
R Gwala (Resigned)	Director
L Holthausen	General manager
R Holthausen	Technical manager
C Holthausen	Administrative assistant

12. Related party disclosures (continued)

Key Personel	*Relationship*
L Holthausen	General Manager
R Holthausen	Technical manager
T Truter	Control room manager
J Herbert	HR and admin manager

	2015	Restated 2014
	R	R
The following related party transactions have been identified:		
Contribution received - Msunduzi Municipality	4 533 904	4 210 526
Conditional grant - Msunduzi Municipality	6 800 000	-
Remuneration:		
L Holthausen	351 475	
R Holthausen	183 193	
C Holthausen	122 567	

13. Fruitless and wasteful expenditure

Fruitless and wasteful expenditure

SARS - Interest and penalties	6	12 966
Audit fees - current year	13 702	10 500

Irregular expenditure

No irregular expenditure realised during the year under review.

Unauthorised expenditure

There was no unauthorised expenditure during the year under review.

DETAILED STATEMENT OF PROFIT AND LOSS FOR THE YEAR ENDED 30 JUNE 2015

	2015 R	Restated 2014 R
Revenue	4,533,904	4,210,526
Contribution received	4,533,904	4,210,526
Other income	54,050	785,521
Donation of plant and equipment received	-	713,034
Interest received	53,524	39,962
Sundry income	526	32,525
Total Income	4,587,954	4,996,047
Operating expenses	(5 362 771)	(4 575 075)
Accounting fees	62 833	43 600
Audit fees - current year	13 702	10 500
Bank charges	10 735	9 231
Computer expenses	1 466	22 007
Consulting fees	3 000	37 981
Contracted services	266 100	268 599
Depreciation	873 441	26 926
Electricity and water	148 103	219 840
Insurance	5 458	5 230
Legal fees	20 425	9 958
Marketing and publicity	46 224	80 440
Motor vehicle expenses	26 348	22 720
Printing, postage and stationery	24 786	43 297
Repairs and maintenance	51 750	190 320
Salaries - admin staff	183 613	138 461
Salaries - control room	2 613 803	2 415 750
Salaries - management	716 826	652 000
Salaries - technical staff	221 077	215 441
SARS - Interest and penalties	6	12 966
Small assets	15 591	27 235
Staff training	53 382	55 521
Staff welfare	4 102	67 052
Net (loss) / profit for the year	(774 817)	420 972

Safe City
MSUNDUZI Pty (LTD)
Co. Reg. No. 2010/024562/07
Vat. Reg. No. 4930209350

SABS ISO 9001

SAFE CITY KPA's and KPI's
PERIOD: July 2014 to June 2015

	NO.	KPA	KPI	TARGET 2014/15	ACHIEVED 2014/15	REASON TARGET NOT MET. MOTIVATION FOR UNDER/ EXCEPTIONAL PERFORMANCE
OPERATIONAL PERFORMANCE	1	24 Hour crime watch through CCTV Cameras in areas with CCTV coverage	Number of CCTV Cameras to be monitored 24 hours in all areas with CCTV coverage by 30th June 2015	69 CCTV Cameras to be monitored 24 hours in all areas with CCTV coverage by 30th June 2015	69 CCTV Cameras to be monitored 24 hours in all areas with CCTV coverage by 30th June 2015	N/A
	2	Reporting of detected criminal incidents	Number of Monthly Reports of criminal incidents detected by CCTV Cameras prepare and submitted to the DMM: Community Services	12 Monthly Reports of criminal incidents detected by CCTV Cameras prepare and submitted to the DMM: Community Services by 30th of June 2015	12 Monthly Reports of criminal incidents detected by CCTV Cameras prepare and submitted to the DMM: Community Services by 30th of June 2015	N/A
	3	Reporting to SAPS or Municipal Traffic Dept. Or Security of every detected criminal or suspicious incidents or bylaws violation	Turn-around to report to SAPS or Municipal Traffic Dept. Or Security of every criminal or suspicious incidents and bylaws violations taking place in all areas with CCTV Camera coverage	2 Minutes Turn-around time of reporting to SAPS or Municipal Traffic Dept. Or Security of every criminal or suspicious incidents & Bylaws violations taking place in all areas with CCTV Camera coverage by 30th of June 2015	1.6 Minutes Turn-around time of reporting to SAPS or Municipal Traffic Dept. Or Security of every criminal or suspicious incidents & Bylaws violations taking place in all areas with CCTV Camera coverage by 30th of June 2015	N/A
MAINTENANCE OF EQUIPMENT	4	Inspection of CCTV equipment	Number of CCTV inspections conducted as per the maintenance schedule by the Safe City Technicians	240 (daily) CCTV inspections conducted as per the maintainance schedule by the Safe City Technicians by 30th of June 2015	240 (daily) CCTV inspections conducted as per the maintainance schedule by the Safe City Technicians by 30th of June 2015	N/A
	5	Turn-around to repair of faulty CCTV equipment as per the Faults Register/Book	Average turn-around time to repair faulty CCTV equipment	Average 5 days turn-around to repair faulty CCTV equipment as per the Faults Register/ Book by the 30th of June 2015	Average 29.6 min turn-around to repair faulty CCTV equipments as per the Faults Register/ Book	N/A

CHAPTER 6 – REPORT ON THE MUNICIPAL INFRASTRUCTURE GRANT (MIG), SEVEN LARGEST CAPITAL PROJECTS PER WARD, TOP FOUR SERVICE DELIVERY PRIORITIES PER WARD 2014/2015 FINANCIAL YEAR

INTRODUCTION TO MIG

The projects executed within the 2014/2015 financial year where service delivery projects ranging from construction of sports facilities, bus stop shelters, rehabilitation of public ablutions, sewer pipelines and tarring of township roads. The projects also include installing of high mast streetlights in Vulindlela and Greater Edendale.

The total MIG expenditure inclusive of the MIG Capital Budget and the MIG Administrative costs is R163 157 419 and this amount represents 100.0% of the total MIG allocation of R163 158 000. An amount of R581 that represent 0.0004% was unspent.

The 2013/2014 roll over amount of R199 750 was also totally expended during the 2014/2015 financial year, bringing the overall MIG allocation to R163 357 750 (R163 158 000 + R199 750).

The amount of R4 000 000 is included in the above MIG allocation for PMU Administrative/ Operation costs.

TABLE 224: SERVICE BACKLOGS AS AT 30 JUNE 2015

	*Service level above minimum std		*Service level below minimum std	
	No. HHs	%HHs	No. HHs	%HHs
Water	150327	91.65	13695	8.35
Sanitation	158664	96.63	5532	0.034
Electricity	3600	5	N/A	N/A
Waste Management	N/A	N/A	N/A	N/A
Housing	73222	35	13491	65

% HHs are the service above/below the minimum std as a proportion of total HHs
Housing refers to * formal and ** Informal

TABLE 225: MUNICIPAL INFRASTRUCTURE GRANT (MIG)* EXPENDITURE 2014/15 ON SERVICE BACKLOGS R'000

Details	Budget	Adjustment Budget	Actual	Variance		Major conditions applied by donor (continue below if necessary)
				Budget	Adjustment Budget	
Infrastructure – Road transport	54300000	58052845	58497478	58052845	0.77	-
Roads, Pavements & Bridges	4100000	1122689	1122688	1122689	0.00	-
Stormwater	-	-	-	-	-	-
Infrastructure – Electricity	-	-	-	-	-	-
Generation	-	-	-	-	-	-
Transmission & reticulation	-	-	-	-	-	-
Street Lighting	10000000	6500864	6790681	6500864	4.46	-
Infrastructure – water	-	-	-	-	-	-
Dams & Reservoirs	300000	206850	206850	206850	0.00	-
Water Purification	-	-	-	-	-	-
Reticulation	12303225	26241539	26318769	26241539	0.29	-
Infrastructure – Sanitation	-	-	-	-	-	-
Reticulation	46988000	33095889	33463373	33095889	1.11	-
Sewage purification	-	-	-	-	-	-
Infrastructure – Other	-	-	-	-	-	-
Waste Management	-	-	-	-	-	-
Transportation	1000000	998025	988376	998025	0.97	-
Gas	-	-	-	-	-	-
Other Specified	8163 8181550	-	-	-	-	-
Landfill	8163550	8163314	8163313	8163314	0.00	-
Rehab of Public Ablutions	500000	695063	695063	695063	0.00	-

TABLE 225: MUNICIPAL INFRASTRUCTURE GRANT (MIG)* EXPENDITURE 2014/15 ON SERVICE BACKLOGS R'000						
Details	Budget	Adjustment Budget	Actual	Variance		Major conditions applied by donor (continue below if necessary)
				Budget	Adjustment Budget	
Installing of new Cremator	1800000	102986	102986	102986	0.00	-
Berg Street Pool Refurbish-ment	2000000	1963660	1963660	1963660	0.00	-
Caluza Sports Facility	6500000	10811051	10807050	10811051	0.04	-
Athletic Track	11203225	11203225	11203225	11203225	0.00	-
PMU	4000000	4000000	2833906	4000000	-29.15	-
Total	**163158000**	**163158000**	**163157418**	**163158000**	**-**	**-**

COMMENT ON MIG:

Whilst the 2014/2015 MIG Programme got off to very late start with most of the major projects only getting off the ground early in 2015 the programme closed out reaching project targets and obtaining a 100% expenditure level. The performance of the external service providers entrusted with completing the construction of the few mentioned projects was assessed thoroughly and deemed Poor, Fair or Good. The bulk of the MIG funding was used on Water, Sanitation and Roads projects; however other projects such as lighting, Landfill Site Upgrade, Informal Trade Structures, Sports Facilities and Rehabilitation of Public Ablution Facilities were undertaken.

In terms of the way forward and avoiding the challenges experienced in the last financial year the following measures have been put in place:-

A comprehensive Procurement Plan has been drafted to ensure projects proceeding according to planned timeframes in accordance with required SCM process regarding the engagement of service providers to undertake planned projects.

It was agreed that it is now compulsory for Deputy Municipal Managers to hold monthly meetings with their Process Managers and Project Champions in order to deal specifically with Grants/Capex expenditure and address any challenges timeously.

SEVEN LARGEST CAPITAL PROJECTS PER WARD 2014/2015

TABLE 226: Seven Largest Capital Projects Per Ward 2014/2015 Financial Year						
						R'000
Ward Name (No)	Number	Project Name and Details	Start Date	End Date	Progress 2014/2015	Total Value
1	1	Road rehabilitation - PMS	1-Jul-14	30-Jun-15	48 000 m2 of Surfaced Roads Crack Sealed with Diluted Immulsion.	9,454
	2	Street Light Improvements	1-Jul-14	30-Jun-15	Various areas have been installed with street lighting and the installations of 752 LED fittings have been completed in the CBD. More street lighting projects are identified and implemented in various areas.	5,566
	3	High Mast Community Lighting	1-Jul-14	30-Jun-15	28 High Mast lights installed.	4,442
	4	Basic Water Supply	1-Jul-14	30-Jun-15	10.4 Km of Water Pipeline Installed.	4,375
	5	Sanitation Infrastructure Feasibility Study	1-Jul-14	30-Jun-15	4 Flow Monitoring Stations Procured, Installed and Operational.	2,877
	6	Upgrade of Gravel Roads - Vulindlela - Ward 1	1-Jul-14	30-Jun-15	Completed Ward 1 Roads Design. Upgraded 1,5 Km of S/Water and 0.6 Km of Gravel Roads to Surfaced Standard.	2,776
	7	Reduction of Non-Revenue Water	1-Jul-14	30-Jun-15	Non-Revenue Water Master Plan Approved and Civils Tender Documentation Completed.	1,758
2	1	Road rehabilitation - PMS	1-Jul-14	30-Jun-15	48 000 m2 of Surfaced Roads Crack Sealed with Diluted Immulsion.	9,454
	2	Upgrading of Gravel Roads - Vulindlela - D2069 (Mthalane Rd) - 2,0 km	1-Jul-14	30-Jun-15	Upgraded 1,8 Km of D2069 Gravel Roads to Blacktop Surface.	7,165
	3	Street Light Improvements	1-Jul-14	30-Jun-15	Various areas have been installed with street lighting and the installation of 752 LED fittings have been completed in the CBD. More street lighting projects are identified and implemented in various areas.	5,566
	4	High Mast Community Lighting	1-Jul-14	30-Jun-15	28 High Mast lights installed.	4,442
	5	Basic Water Supply	1-Jul-14	30-Jun-15	10.4 Km of Water Pipeline Installed.	4,375
	6	Sanitation Infrastructure Feasibility Study	1-Jul-14	30-Jun-15	4 Flow Monitoring Stations Procured, Installed and Operational.	2,877
	7	Reduction of Non Revenue Water	1-Jul-14	30-Jun-15	Non Revenue Water Master Plan Approved and Civils Tender Documentation Completed.	1,758
3	1	Road rehabilitation - PMS	1-Jul-14	30-Jun-15	48 000 m2 of Surfaced Roads Crack Sealed with Diluted Immulsion.	9,454
	2	Basic Water Supply	1-Jul-14	30-Jun-15	10.4 Km of Water Pipeline Installed.	4,375
	3	Sanitation Infrastructure Feasibility Study	1-Jul-14	30-Jun-15	4 Flow Monitoring Stations Procured, Installed and Operational.	2,877
	4	Reduction of Non Revenue Water	1-Jul-14	30-Jun-15	Non Revenue Water Master Plan Approved and Civils Tender Documentation Completed.	1,758
	5	Upgrade of Gravel Roads - Vulindlela - Ward 3	1-Jul-14	30-Jun-15	Complete Design for Upgrade of Ward 3 Roads. Upgrade 0.5 Km of Gravel Roads to Surface Standard.	1,599
	6	Telemetery / Instrumentation	1-Jul-14	30-Jun-15	Installation of 5 New Telemetry Outstations.	398
	7	Leak Detection Equipment	1-Jul-14	30-Jun-15	12 Loggers Procured and Delivered.	387
4	1	Road rehabilitation - PMS	1-Jul-14	30-Jun-15	48 000 m2 of Surfaced Roads Crack Sealed with Diluted Immulsion.	9,454
	2	Basic Water Supply	1-Jul-14	30-Jun-15	10.4 Km of Water Pipeline Installed.	4,375
	3	Sanitation Infrastructure Feasibility Study	1-Jul-14	30-Jun-15	4 Flow Monitoring Stations Procured, Installed and Operational.	2,877
	4	Reduction of Non Revenue Water	1-Jul-14	30-Jun-15	Non Revenue Water Master Plan Approved and Civils Tender Documentation Completed.	1,758
	5	Telemetery / Instrumentation	1-Jul-14	30-Jun-15	Installation of 5 New Telemetry Outstations.	398
	6	Leak Detection Equipment	1-Jul-14	30-Jun-15	12 Loggers Procured and Delivered.	387
	7	Upgrade of Gravel Roads - Vulindlela - Ward 4	1-Jul-14	30-Jun-15	Completed final Ward 4 Road Design.	350
5	1	Road rehabilitation - PMS	1-Jul-14	30-Jun-15	48 000 m2 of Surfaced Roads Crack Sealed with Diluted Immulsion.	9,454
	2	Basic Water Supply	1-Jul-14	30-Jun-15	10.4 Km of Water Pipeline Installed.	4,375
	3	Upgrade of Gravel Road - Vulindlela D 1128	1-Jul-14	30-Jun-15	Construction of ph3 for 1.6km of D1128 up to subbase layer completed	3,786
	4	Sanitation Infrastructure Feasibility Study	1-Jul-14	30-Jun-15	4 Flow Monitoring Stations Procured, Installed and Operational.	2,877

TABLE 226: Seven Largest Capital Projects Per Ward 2014/2015 Financial Year

						R'000
Ward Name (No)	Number	Project Name and Details	Start Date	End Date	Progress 2014/2015	Total Value
5	5	Reduction of Non Revenue Water	1-Jul-14	30-Jun-15	Non Revenue Water Master Plan Approved and Civils Tender Documentation Completed.	1,758
	6	Telemetery / Instrumentation	1-Jul-14	30-Jun-15	Installation of 5 New Telemetry Outstations.	398
	7	Upgrade of Gravel Roads - Vulindlela - Ward 5	1-Jul-14	30-Jun-15	Completed Final Ward 5 Road Design.	387
6	1	Road rehabilitation - PMS	1-Jul-14	30-Jun-15	48 000 m2 of Surfaced Roads Crack Sealed with Diluted Immulsion.	9,454
	2	Basic Water Supply	1-Jul-14	30-Jun-15	10.4 Km of Water Pipeline Installed.	4,375
	3	Sanitation Infrastructure Feasibility Study	1-Jul-14	30-Jun-15	4 Flow Monitoring Stations Procured, Installed and Operational.	2,877
	4	Reduction of Non Revenue Water	1-Jul-14	30-Jun-15	Non Revenue Water Master Plan Approved and Civils Tender Documentation Completed.	1,758
	5	Upgrade of Gravel Roads - Vulindlela - Ward 6	1-Jul-14	30-Jun-15	Completed Final Ward 6 Roads Design.	638
	6	Telemetery / Instrumentation	1-Jul-14	30-Jun-15	Installation of 5 New Telemetry Outstations.	398
	7	Leak Detection Equipment	1-Jul-14	30-Jun-15	12 Loggers Procured and Delivered.	387
7	1	Road rehabilitation - PMS	1-Jul-14	30-Jun-15	48 000 m2 of Surfaced Roads Crack Sealed with Diluted Immulsion.	9,454
	2	Basic Water Supply	1-Jul-14	30-Jun-15	10.4 Km of Water Pipeline Installed.	4,375
	3	Sanitation Infrastructure Feasibility Study	1-Jul-14	30-Jun-15	4 Flow Monitoring Stations Procured, Installed and Operational.	2,877
	4	Reduction of Non Revenue Water	1-Jul-14	30-Jun-15	Non Revenue Water Master Plan Approved and Civils Tender Documentation Completed.	1,758
	5	Upgrade of Gravel Roads - Vulindlela - Ward 7	1-Jul-14	30-Jun-15	Completed Final Ward 7 Roads Design.	800
	6	Telemetery / Instrumentation	1-Jul-14	30-Jun-15	Installation of 5 New Telemetry Outstations.	398
	7	Leak Detection Equipment	1-Jul-14	30-Jun-15	12 Loggers Procured and Delivered.	387
8	1	Road rehabilitation - PMS	1-Jul-14	30-Jun-15	48 000 m2 of Surfaced Roads Crack Sealed with Diluted Immulsion.	9,454
	2	Basic Water Supply	1-Jul-14	30-Jun-15	10.4 Km of Water Pipeline Installed.	4,375
	3	Sanitation Infrastructure Feasibility Study	1-Jul-14	30-Jun-15	4 Flow Monitoring Stations Procured, Installed and Operational.	2,877
	4	Reduction of Non Revenue Water	1-Jul-14	30-Jun-15	Non Revenue Water Master Plan Approved and Civils Tender Documentation Completed.	1,758
	5	Rehabilitation of Public Ablution Facilities	1-Jul-14	30-Jun-15	Upgraded 5 x Public Ablution Facilities in Mafunza Community Hall, Mafunza Septic Tank, Ashdown Taxi Rank, Ashdown Library and West Street Taxi Rank.	695
	6	Upgrade of Gravel Roads - Vulindlela - Ward 8	1-Jul-14	30-Jun-15	Completed Final Ward 8 Roads Design.	621
	7	Telemetery / Instrumentation	1-Jul-14	30-Jun-15	Installation of 5 New Telemetry Outstations.	398
9	1	Road rehabilitation - PMS	1-Jul-14	30-Jun-15	48 000 m2 of Surfaced Roads Crack Sealed with Diluted Immulsion.	9,454
	2	Basic Water Supply	1-Jul-14	30-Jun-15	10.4 Km of Water Pipeline Installed.	4,375
	3	Sanitation Infrastructure Feasibility Study	1-Jul-14	30-Jun-15	4 Flow Monitoring Stations Procured, Installed and Operational.	2,877
	4	Reduction of Non Revenue Water	1-Jul-14	30-Jun-15	Non Revenue Water Master Plan Approved and Civils Tender Documentation Completed.	1,758
	5	Telemetery / Instrumentation	1-Jul-14	30-Jun-15	Installation of 5 New Telemetry Outstations.	398
	6	Leak Detection Equipment	1-Jul-14	30-Jun-15	12 Loggers Procured and Delivered.	387
	7	Upgrade of Gravel Roads - Vulindlela - Ward 9	1-Jul-14	30-Jun-15	Completed Final Ward 9 Roads Design.	345
10	1	Road rehabilitation - PMS	1-Jul-14	30-Jun-15	48 000 m2 of Surfaced Roads Crack Sealed with Diluted Immulsion.	9,454
	2	Sewer Pipes Azalea - Phase 2	1-Jul-14	30-Jun-15	3.4 Km of Sewer Pipe Installed.	6,139
	3	Basic Water Supply	1-Jul-14	30-Jun-15	10.4 Km of Water Pipeline Installed.	4,375
	4	Sanitation Infrastructure Feasibility Study	1-Jul-14	30-Jun-15	4 Flow Monitoring Stations Procured, Installed and Operational.	2,877

TABLE 226: Seven Largest Capital Projects Per Ward 2014/2015 Financial Year						
						R'000
Ward Name (No)	Number	Project Name and Details	Start Date	End Date	Progress 2014/2015	Total Value
10	5	Reduction of Non Revenue Water	1-Jul-14	30-Jun-15	Non Revenue Water Master Plan Approved and Civils Tender Documentation Completed.	1,758
	6	Construction of Traffic Calming Measures	1-Jul-14	30-Jun-15	128 Traffic Calming Measures Constructed	1,480
	7	Unit S Phase 8 Housing Project	1-Jul-14	30-Jun-15	Site Establishment and Site Preparation Underway for 428 Units in respect of the Engineering Services.	1,300
11	1	Reduction of Non Revenue Water	1-Jul-14	30-Jun-15	Total Water losses = 33.0%.	24,656
	2	Road rehabilitation - PMS	1-Jul-14	30-Jun-15	48 000 m2 of Surfaced Roads Crack Sealed with Diluted Immulsion.	9,454
	3	Basic Water Supply	1-Jul-14	30-Jun-15	10.4 Km of Water Pipeline Installed.	4,375
	4	Sanitation Infrastructure Feasibility Study	1-Jul-14	30-Jun-15	4 Flow Monitoring Stations Procured, Installed and Operational.	2,877
	5	Construction of Traffic Calming Measures	1-Jul-14	30-Jun-15	128 Traffic Calming Measures Constructed	1,480
	6	Rehabilitation of Water Infrastructure			2.011 Km of Water Pipe replaced. 2 Pump Controllers Installed.	1,165
	7	Installation of Bus Stop Shelters	1-Jul-14	30-Jun-15	Installed 40 Bus Shelters.	988
12	1	Reduction of Non-Revenue Water	1-Jul-14	30-Jun-15	Total Water losses = 33.0%.	24,656
	2	Road rehabilitation - PMS	1-Jul-14	30-Jun-15	48 000 m2 of Surfaced Roads Crack Sealed with Diluted Immulsion.	9,454
	3	Upgrade Gravel Roads in EDENDALE - Esigodini	1-Jul-14	30-Jun-15	Complete phase 2 of roads Hlubi, Shezi & Ntshingila 1.3 km. Completed Boxing for Road Bed, Commencing with the Sub-base Layer.	6,270
	4	High Mast Community Lighting	1-Jul-14	30-Jun-15	28 High Mast lights installed.	4,442
	5	Basic Water Supply	1-Jul-14	30-Jun-15	10.4 Km of Water Pipeline Installed.	4,375
	6	UPGRADING OF GRAVEL RDS - EDN - WARD 12 - MOSCOW - 4,0 km - Zabazomuzi Rd, Mngoma Rd, Zwane Rd - MOSCOW AREA RDS	1-Jul-14	30-Jun-15	1.65km Asphalt Roads Constructed.	3,892
	7	Sanitation Infrastructure Feasibility Study	1-Jul-14	30-Jun-15	4 Flow Monitoring Stations Procured, Installed and Operational.	2,877
13	1	Reduction of Non-Revenue Water	1-Jul-14	30-Jun-15	Total Water losses = 33.0%.	24,656
	2	Road rehabilitation - PMS	1-Jul-14	30-Jun-15	48 000 m2 of Surfaced Roads Crack Sealed with Diluted Immulsion.	9,454
	3	Street Light Improvements	1-Jul-14	30-Jun-15	Various areas have been installed with street lighting and the installation of 752 LED fittings have been completed in the CBD. More street lighting projects are identified and implemented in various areas.	5,566
	4	High Mast Community Lighting	1-Jul-14	30-Jun-15	28 High Mast lights installed.	4,442
	5	Upgrading of Roads in Edendale - Kwanyamazane Roads	1-Jul-14	30-Jun-15	Rehabilitated 2,0 km of Kwanyamazane Main Road with 50mm Asphalt Surface and Construct Proper Stormwater Facilities.	3,287
	6	Sanitation Infrastructure Feasibility Study	1-Jul-14	30-Jun-15	4 Flow Monitoring Stations Procured, Installed and Operational.	2,877
	7	Installation of Bus Stop Shelters	1-Jul-14	30-Jun-15	Installed 40 Bus Shelters.	988
14	1	Reduction of Non-Revenue Water	1-Jul-14	30-Jun-15	Total Water losses = 33.0%.	24,656
	2	Road rehabilitation - PMS	1-Jul-14	30-Jun-15	48 000 m2 of Surfaced Roads Crack Sealed with Diluted Immulsion.	9,454
	3	High Mast Community Lighting	1-Jul-14	30-Jun-15	28 High Mast lights installed.	4,442
	4	Basic Water Supply	1-Jul-14	30-Jun-15	10.4 Km of Water Pipeline Installed.	4,375
	5	Upgrade of Gravel Roads - Willowfountain.	1-Jul-14	30-Jun-15	Completed 0.6km of sub-base.	3,540
	6	Sanitation Infrastructure Feasibility Study	1-Jul-14	30-Jun-15	4 Flow Monitoring Stations Procured, Installed and Operational.	2,877
	7	Construction of Traffic Calming Measures	1-Jul-14	30-Jun-15	128 Traffic Calming Measures Constructed	1,480

TABLE 226: Seven Largest Capital Projects Per Ward 2014/2015 Financial Year						
						R'000
Ward Name (No)	Number	Project Name and Details	Start Date	End Date	Progress 2014/2015	Total Value
15	1	Reduction of Non-Revenue Water	1-Jul-14	30-Jun-15	Total Water losses = 33.0%.	24,656
	2	Rehabilitation of Sanitation Infrastructure	1-Jul-14	30-Jun-15	5.9 Km of Sewer Pipe Replaced.	14,544
	3	Road rehabilitation - PMS	1-Jul-14	30-Jun-15	48 000 m2 of Surfaced Roads Crack Sealed with Diluted Immulsion.	9,454
	4	High Mast Community Lighting	1-Jul-14	30-Jun-15	28 High Mast lights installed.	4,442
	5	Service Midblock Eradication (Sewer)	1-Jul-14	30-Jun-15	Tender Documentation Completed.	3,520
	6	Sanitation Infrastructure Feasibility Study	1-Jul-14	30-Jun-15	4 Flow Monitoring Stations Procured, Installed and Operational.	2,877
	7	Construction of Traffic Calming Measures	1-Jul-14	30-Jun-15	128 Traffic Calming Measures Constructed	1,480
16	1	Reduction of Non-Revenue Water	1-Jul-14	30-Jun-15	Total Water losses = 33.0%.	24,656
	2	Rehabilitation of Sanitation Infrastructure	1-Jul-14	30-Jun-15	5.9 Km of Sewer Pipe Replaced.	14,544
	3	Road rehabilitation - PMS	1-Jul-14	30-Jun-15	48 000 m2 of Surfaced Roads Crack Sealed with Diluted Immulsion.	9,454
	4	High Mast Community Lighting	1-Jul-14	30-Jun-15	28 High Mast lights installed.	4,442
	5	Sanitation Infrastructure Feasibility Study	1-Jul-14	30-Jun-15	4 Flow Monitoring Stations Procured, Installed and Operational.	2,877
	6	Sewer Pipes Unit H	1-Jul-14	30-Jun-15	2.69 Km of Sewer Pipe Installed.	2,364
	7	Upgrading of Gravel Roads - Edendale - Ward 16	1-Jul-14	30-Jun-15	Upgrade 1.0 km of Gravel Roads to Black Top Surface in Ward 16	1,500
17	1	Reduction of Non-Revenue Water	1-Jul-14	30-Jun-15	Total Water losses = 33.0%.	24,656
	2	Road rehabilitation - PMS	1-Jul-14	30-Jun-15	48 000 m2 of Surfaced Roads Crack Sealed with Diluted Immulsion.	9,454
	3	High Mast Community Lighting	1-Jul-14	30-Jun-15	28 High Mast lights installed.	4,442
	4	Sanitation Infrastructure Feasibility Study	1-Jul-14	30-Jun-15	4 Flow Monitoring Stations Procured, Installed and Operational.	2,877
	5	Upgrading of Gravel Roads - Greater Edendale - Ward 17	1-Jul-14	30-Jun-15	Upgraded 0,6 km of Gravel Roads to Concrete Surface.	1,500
	6	Construction of Traffic Calming Measures	1-Jul-14	30-Jun-15	128 Traffic Calming Measures Constructed	1,480
	7	Installation of Bus Stop Shelters	1-Jul-14	30-Jun-15	Installed 40 Bus Shelters.	988
18	1	Reduction of Non-Revenue Water	1-Jul-14	30-Jun-15	Total Water losses = 33.0%.	24,656
	2	Road rehabilitation - PMS	1-Jul-14	30-Jun-15	48 000 m2 of Surfaced Roads Crack Sealed with Diluted Immulsion.	9,454
	3	Street Light Improvements	1-Jul-14	30-Jun-15	Various areas have been installed with street lighting and the installation of 752 LED fittings have been completed in the CBD. More street lighting projects are identified and implemented in various areas.	5,566
	4	High Mast Community Lighting	1-Jul-14	30-Jun-15	28 High Mast lights installed.	4,442
	5	Service Midblock Eradication (Sewer)	1-Jul-14	30-Jun-15	Tender Documentation Completed.	3,520
	6	Sanitation Infrastructure Feasibility Study	1-Jul-14	30-Jun-15	4 Flow Monitoring Stations Procured, Installed and Operational.	2,877
	7	Construction of Traffic Calming Measures	1-Jul-14	30-Jun-15	128 Traffic Calming Measures Constructed	1,480
19	1	Reduction of Non-Revenue Water	1-Jul-14	30-Jun-15	Total Water losses = 33.0%.	24,656
	2	Rehabilitation of Sanitation Infrastructure	1-Jul-14	30-Jun-15	5.9 Km of Sewer Pipe Replaced.	14,544
	3	Road rehabilitation - PMS	1-Jul-14	30-Jun-15	48 000 m2 of Surfaced Roads Crack Sealed with Diluted Immulsion.	9,454
	4	Street Light Improvements	1-Jul-14	30-Jun-15	Various areas have been installed with street lighting and the installation of 752 LED fittings have been completed in the CBD. More street lighting projects are identified and implemented in various areas.	5,566
	5	High Mast Community Lighting	1-Jul-14	30-Jun-15	28 High Mast lights installed.	4,442

TABLE 226: Seven Largest Capital Projects Per Ward 2014/2015 Financial Year

						R'000
Ward Name (No)	Number	Project Name and Details	Start Date	End Date	Progress 2014/2015	Total Value
19	6	Service Midblock Eradication (Sewer)	1-Jul-14	30-Jun-15	Tender Documentation Completed.	3,520
	7	Sanitation Infrastructure Feasibility Study	1-Jul-14	30-Jun-15	4 Flow Monitoring Stations Procured, Installed and Operational.	2,877
20	1	Reduction of Non-Revenue Water	1-Jul-14	30-Jun-15	Total Water losses = 33.0%.	24,656
	2	Caluza Sports Facility	1-Jul-14	30-Jun-15	Completed Sport Facility (Caluza).	10,807
	3	Road rehabilitation - PMS	1-Jul-14	30-Jun-15	48 000 m2 of Surfaced Roads Crack Sealed with Diluted Immulsion.	9,454
	4	Sanitation Infrastructure Feasibility Study	1-Jul-14	30-Jun-15	4 Flow Monitoring Stations Procured, Installed and Operational.	2,877
	5	Upgrading of Gravel Roads - Greater Edendale - Caluza Roads	1-Jul-14	30-Jun-15	Upgraded 1,0 Km of Gravel Roads to Blacktop Surface.	1,500
	6	Installation of Bus Stop Shelters	1-Jul-14	30-Jun-15	Installed 40 Bus Shelters.	988
	7	Edendal Proper New Mains and Reticulation	1-Jul-14	30-Jun-15	Planning, Design and Tender Documentation Completed.	439
21	1	Reduction of Non Revenue Water	1-Jul-14	30-Jun-15	Total Water losses = 33.0%.	24,656
	2	Road rehabilitation - PMS	1-Jul-14	30-Jun-15	48 000 m2 of Surfaced Roads Crack Sealed with Diluted Immulsion.	9,454
	3	Sanitation Infrastructure Feasibility Study	1-Jul-14	30-Jun-15	4 Flow Monitoring Stations Procured, Installed and Operational.	2,877
	4	Elimination of Conservancy Tanks (Sewer)	1-Jul-14	30-Jun-15	1.2 Km of Sewer Pipe Installed in Ward 21. EIA Submitted and Preliminary Phase Completed for Wards 12, 20 & 21.	2,584
	5	Rehabilitation of Water Infrastructure	1-Jul-14	30-Jun-15	2.011 Km of Water Pipe replaced. 2 Pump Controllers Installed.	1,165
	6	Installation of Bus Stop Shelters	1-Jul-14	30-Jun-15	Installed 40 Bus Shelters.	988
	7	Leak Detection Equipment	1-Jul-14	30-Jun-15	12 Loggers Procured and Delivered.	387
22	1	Reduction of Non-Revenue Water	1-Jul-14	30-Jun-15	Total Water losses = 33.0%.	24,656
	2	Road rehabilitation - PMS	1-Jul-14	30-Jun-15	48 000 m2 of Surfaced Roads Crack Sealed with Diluted Immulsion.	9,454
	3	Sanitation Infrastructure Feasibility Study	1-Jul-14	30-Jun-15	4 Flow Monitoring Stations Procured, Installed and Operational.	2,877
	4	Rehabilitation of Water Infrastructure	1-Jul-14	30-Jun-15	2.011 Km of Water Pipe replaced. 2 Pump Controllers Installed.	1,165
	5	Installation of Bus Stop Shelters	1-Jul-14	30-Jun-15	Installed 40 Bus Shelters.	988
	6	Leak Detection Equipment	1-Jul-14	30-Jun-15	12 Loggers Procured and Delivered.	387
	7	Upgrading of Gravel Roads - Edendale - Ward 22 - 8,4km Roads with SWD Provision.	1-Jul-14	30-Jun-15	Constructed 0,8 Km of Stormwater Facilities in Ward 22.	300
23	1	Reduction of Non-Revenue Water	1-Jul-14	30-Jun-15	Total Water losses = 33.0%.	24,656
	2	Road rehabilitation - PMS	1-Jul-14	30-Jun-15	48 000 m2 of Surfaced Roads Crack Sealed with Diluted Immulsion.	9,454
	3	Service Midblock Eradication (Sewer)	1-Jul-14	30-Jun-15	1 Km of Sewer Pipes Installed. Tender Documentation Completed.	3,520
	4	Rehabilitation of Roads in Ashdown	1-Jul-14	30-Jun-15	Upgraded 1,6 km of Roads in Ashdown black top surfacing	3,201
	5	Sanitation Infrastructure Feasibility Study	1-Jul-14	30-Jun-15	4 Flow Monitoring Stations Procured, Installed and Operational.	2,877
	6	Purchase of Substation Battery Chargers	1-Jul-14	30-Jun-15	39 Battery Chargers purchased and delivered.	1,734
	7	Construction of Traffic Calming Measures	1-Jul-14	30-Jun-15	128 Traffic Calming Measures Constructed	1,480
24	1	Reduction of Non-Revenue Water	1-Jul-14	30-Jun-15	Total Water losses = 33.0%.	24,656
	2	Road rehabilitation - PMS	1-Jul-14	30-Jun-15	48 000 m2 of Surfaced Roads Crack Sealed with Diluted Immulsion.	9,454
	3	Sanitation Infrastructure Feasibility Study	1-Jul-14	30-Jun-15	4 Flow Monitoring Stations Procured, Installed and Operational.	2,877
	4	Purchase of Substation Battery Chargers	1-Jul-14	30-Jun-15	39 Battery Chargers purchased and delivered.	1,734

TABLE 226: Seven Largest Capital Projects Per Ward 2014/2015 Financial Year

						R'000
Ward Name (No)	Number	Project Name and Details	Start Date	End Date	Progress 2014/2015	Total Value
24	5	Construction of Traffic Calming Measures	1-Jul-14	30-Jun-15	128 Traffic Calming Measures Constructed	1,480
	6	Installation of Bus Stop Shelters	1-Jul-14	30-Jun-15	Installed 40 Bus Shelters.	988
	7	Leak Detection Equipment	1-Jul-14	30-Jun-15	12 Loggers Procured and Delivered.	387
25	1	Reduction of Non-Revenue Water	1-Jul-14	30-Jun-15	Total Water losses = 33.0%.	24,656
	2	Rehabilitation of Sanitation Infrastructure	1-Jul-14	30-Jun-15	5.9 Km of Sewer Pipe Replaced.	14,544
	3	Upgrading of transformers	1-Jul-14	30-Jun-15	40 Units delivered.	9,998
	4	Road Rehabilitation - PMS	1-Jul-14	30-Jun-15	48 000 m2 of Surfaced Roads Crack Sealed with Diluted Immulsion.	9,454
	5	Street Light Improvements	1-Jul-14	30-Jun-15	Various areas have been installed with street lighting and the installation of 752 LED fittings have been completed in the CBD. More street lighting projects are identified and implemented in various areas.	5,566
	6	Sanitation Infrastructure Feasibility Study	1-Jul-14	30-Jun-15	4 Flow Monitoring Stations Procured, Installed and Operational.	2,877
	7	Upgrading of Connors to Ottos Bluff - Link Road	1-Jul-14	30-Jun-15	Road Alignment Determined and Draft Detail Design Completed.	1,965
26	1	Reduction of Non-Revenue Water	1-Jul-14	30-Jun-15	Total Water losses = 33.0%.	24,656
	2	Rehabilitation of Sanitation Infrastructure	1-Jul-14	30-Jun-15	5.9 Km of Sewer Pipe Replaced.	14,544
	3	Upgrading of transformers	1-Jul-14	30-Jun-15	40 Units delivered.	9,998
	4	Construction of Masons Reservoir and Pipeline	1-Jul-14	30-Jun-15	58% of Reservoir and 67% of Pipeline Completed Respectively.	9,631
	5	Road Rehabilitation - PMS	1-Jul-14	30-Jun-15	48 000 m2 of Surfaced Roads Crack Sealed with Diluted Immulsion.	9,454
	6	Sanitation Infrastructure Feasibility Study	1-Jul-14	30-Jun-15	4 Flow Monitoring Stations Procured, Installed and Operational.	2,877
	7	Electrification - Peace Valley 3	1-Jul-14	30-Jun-15	213 Household connections completed.	2,000
27	1	Reduction of Non-Revenue Water	1-Jul-14	30-Jun-15	Total Water losses = 33.0%.	24,656
	2	Construction of Msunduzi Athletics Track	1-Jul-14	30-Jun-15	Precast Beams Have Been Cast to be Placed Once the Columns are Completed.	11,203
	3	Road rehabilitation - PMS	1-Jul-14	30-Jun-15	48 000 m2 of Surfaced Roads Crack Sealed with Diluted Immulsion.	9,454
	4	Street Light Improvements	1-Jul-14	30-Jun-15	Various areas have been installed with street lighting and the installation of 752 LED fittings have been completed in the CBD. More street lighting projects are identified and implemented in various areas.	5,566
	5	Sanitation Infrastructure Feasibility Study	1-Jul-14	30-Jun-15	4 Flow Monitoring Stations Procured, Installed and Operational.	2,877
	6	Rehabilitation of Berg Street Pool	1-Jul-14	30-Jun-15	New Pumps Installed, Electrical Work 80% Completed. Multi-year Project to be Completed in 2015/16 FY.	1,964
	7	Purchase of Substation Battery Chargers	1-Jul-14	30-Jun-15	39 Battery Chargers purchased and delivered.	1,734
28	1	Reduction of Non-Revenue Water	1-Jul-14	30-Jun-15	Total Water losses = 33.0%.	24,656
	2	Rehabilitation of Sanitation Infrastructure	1-Jul-14	30-Jun-15	5.9 Km of Sewer Pipe Replaced.	14,544
	3	Road Rehabilitation - PMS	1-Jul-14	30-Jun-15	48 000 m2 of Surfaced Roads Crack Sealed with Diluted Immulsion.	9,454
	4	Sanitation Infrastructure Feasibility Study	1-Jul-14	30-Jun-15	4 Flow Monitoring Stations Procured, Installed and Operational.	2,877
	5	Purchase of Substation Battery Chargers	1-Jul-14	30-Jun-15	39 Battery Chargers purchased and delivered.	1,734
	6	Construction of Traffic Calming Measures	1-Jul-14	30-Jun-15	128 Traffic Calming Measures Constructed	1,480
	7	Installation of Traffic Signals			3 Traffic Signals Installed and 5 Traffic Signals Controllers Purchased,	1,158
29	1	Reduction of Non-Revenue Water	1-Jul-14	30-Jun-15	Total Water losses = 33.0%.	24,656
	2	Rehabilitation of Sanitation Infrastructure	1-Jul-14	30-Jun-15	5.9 Km of Sewer Pipe Replaced.	14,544

TABLE 226: Seven Largest Capital Projects Per Ward 2014/2015 Financial Year						
						R'000
Ward Name (No)	Number	Project Name and Details	Start Date	End Date	Progress 2014/2015	Total Value
29	3	Road Rehabilitation - PMS	1-Jul-14	30-Jun-15	48 000 m2 of Surfaced Roads Crack Sealed with Diluted Immulsion.	9,454
	4	Sanitation Infrastructure Feasibility Study	1-Jul-14	30-Jun-15	4 Flow Monitoring Stations Procured, Installed and Operational.	2,877
	5	Upgrading of Internal Roads in Haniville	1-Jul-14	30-Jun-15	Upgraded 0.8 km of Internal roads in Haniville	2,586
	6	Electrical System Reinforcement	1-Jul-14	30-Jun-15	3 RMU'S and 22 Panels installed.	850
	7	Leak Detection Equipment	1-Jul-14	30-Jun-15	12 Loggers Procured and Delivered.	387
30	1	Rehabilitation of Sanitation Infrastructure	1-Jul-14	30-Jun-15	5.9 Km of Sewer Pipe Replaced.	14,544
	2	Road rehabilitation - PMS	1-Jul-14	30-Jun-15	48 000 m2 of Surfaced Roads Crack Sealed with Diluted Immulsion.	9,454
	3	Street Light Improvements	1-Jul-14	30-Jun-15	Various areas have been installed with street lighting and the installation of 752 LED fittings have been completed in the CBD. More street lighting projects are identified and implemented in various areas.	5,566
	4	Sanitation Infrastructure Feasibility Study	1-Jul-14	30-Jun-15	4 Flow Monitoring Stations Procured, Installed and Operational.	2,877
	5	Purchase of Substation Battery Chargers	1-Jul-14	30-Jun-15	39 Battery Chargers purchased and delivered.	1,734
	6	Construction of Traffic Calming Measures	1-Jul-14	30-Jun-15	128 Traffic Calming Measures Constructed	1,480
	7	Leak Detection Equipment	1-Jul-14	30-Jun-15	12 Loggers Procured and Delivered.	387
31	1	Rehabilitation of Sanitation Infrastructure	1-Jul-14	30-Jun-15	5.9 Km of Sewer Pipe Replaced.	14,544
	2	Upgrading of transformers	1-Jul-14	30-Jun-15	40 Units delivered.	9,998
	3	Road Rehabilitation - PMS	1-Jul-14	30-Jun-15	48 000 m2 of Surfaced Roads Crack Sealed with Diluted Immulsion.	9,454
	4	Electrification - Nhlalakahle	1-Jul-14	30-Jun-15	358 Household connections completed.	4,211
	5	Sanitation Infrastructure Feasibility Study	1-Jul-14	30-Jun-15	4 Flow Monitoring Stations Procured, Installed and Operational.	2,877
	6	Purchase of Substation Battery Chargers	1-Jul-14	30-Jun-15	39 Battery Chargers purchased and delivered.	1,734
	7	Leak Detection Equipment	1-Jul-14	30-Jun-15	12 Loggers Procured and Delivered.	387
32	1	Rehabilitation of Sanitation Infrastructure	1-Jul-14	30-Jun-15	5.9 Km of Sewer Pipe Replaced.	14,544
	2	Upgrading of transformers	1-Jul-14	30-Jun-15	40 Units delivered.	9,998
	3	Road Rehabilitation - PMS	1-Jul-14	30-Jun-15	48 000 m2 of Surfaced Roads Crack Sealed with Diluted Immulsion.	9,454
	4	Street Light Improvements	1-Jul-14	30-Jun-15	Various areas have been installed with street lighting and the installation of 752 LED fittings have been completed in the CBD. More street lighting projects are identified and implemented in various areas.	5,566
	5	Upgrading Brookside Taxi Holding Area	1-Jul-14	30-Jun-15	Scope Adjusted, Additional Area 95% Completed	4,625
	6	Sanitation Infrastructure Feasibility Study	1-Jul-14	30-Jun-15	4 Flow Monitoring Stations Procured, Installed and Operational.	2,877
	7	Upgrading of Connors to Ottos Bluff - Link Road	1-Jul-14	30-Jun-15	Road Alignment Determined and Draft Detail Design Completed.	1,965
33	1	Rehabilitation of Sanitation Infrastructure	1-Jul-14	30-Jun-15	5.9 Km of Sewer Pipe Replaced.	14,544
	2	Upgrading of transformers	1-Jul-14	30-Jun-15	40 Units delivered.	9,998
	3	Road Rehabilitation - PMS	1-Jul-14	30-Jun-15	48 000 m2 of Surfaced Roads Crack Sealed with Diluted Immulsion.	9,454
	4	Jika Joe Temporary Housing Project	1-Jul-14	30-Jun-15	Engineering Services for 350 Units Complete in respect of Water, Sanitation and Roads and Storm Water Drainage.	6,661
	5	Street Light Improvements	1-Jul-14	30-Jun-15	Various areas have been installed with street lighting and the installation of 752 LED fittings have been completed in the CBD. More street lighting projects are identified and implemented in various areas.	5,566
	6	Sanitation Infrastructure Feasibility Study	1-Jul-14	30-Jun-15	4 Flow Monitoring Stations Procured, Installed and Operational.	2,877
	7	Purchase of Substation Battery Chargers	1-Jul-14	30-Jun-15	39 Battery Chargers purchased and delivered.	1,734

TABLE 226: Seven Largest Capital Projects Per Ward 2014/2015 Financial Year						
						R'000
Ward Name (No)	Number	Project Name and Details	Start Date	End Date	Progress 2014/2015	Total Value
34	1	Road rehabilitation - PMS	1-Jul-14	30-Jun-15	48 000 m2 of Surfaced Roads Crack Sealed with Diluted Immulsion.	9,454
	2	Sanitation Infrastructure Feasibility Study	1-Jul-14	30-Jun-15	4 Flow Monitoring Stations Procured, Installed and Operational.	2,877
	3	Purchase of Substation Battery Chargers	1-Jul-14	30-Jun-15	39 Battery Chargers purchased and delivered.	1,734
	4	Leak Detection Equipment	1-Jul-14	30-Jun-15	12 Loggers Procured and Delivered.	387
35	1	Rehabilitation of Sanitation Infrastructure	1-Jul-14	30-Jun-15	5.9 Km of Sewer Pipe Replaced.	14,544
	2	Upgrading of transformers	1-Jul-14	30-Jun-15	40 Units delivered.	9,998
	3	Road rehabilitation - PMS	1-Jul-14	30-Jun-15	48 000 m2 of Surfaced Roads Crack Sealed with Diluted Immulsion.	9,454
	4	Landfill Site Upgrade	1-Jul-14	30-Jun-15	1600m of berms. Vehicular drain, catchpits, inlets and drains. 2205m of fencing erected on perimeter of Site. Eight landfill gas probes installed. Access ramps raised by 2.5m. One monitoring borehole installed and four repaired.	8,163
	5	Street Light Improvements	1-Jul-14	30-Jun-15	Various areas have been installed with street lighting and the installation of 752 LED fittings have been completed in the CBD. More street lighting projects are identified and implemented in various areas.	5,566
	6	Service Midblock Eradication (Sewer)	1-Jul-14	30-Jun-15	Tender Documentation Completed.	3,520
	7	Sanitation Infrastructure Feasibility Study	1-Jul-14	30-Jun-15	4 Flow Monitoring Stations Procured, Installed and Operational.	2,877
36	1	Upgrading of transformers	1-Jul-14	30-Jun-15	40 Units delivered.	9,998
	2	Road rehabilitation - PMS	1-Jul-14	30-Jun-15	48 000 m2 of Surfaced Roads Crack Sealed with Diluted Immulsion.	9,454
	3	Sanitation Infrastructure Feasibility Study	1-Jul-14	30-Jun-15	4 Flow Monitoring Stations Procured, Installed and Operational.	2,877
	4	Purchase of Substation Battery Chargers	1-Jul-14	30-Jun-15	39 Battery Chargers purchased and delivered.	1,734
	5	Upgrading of Lester Brown Link Road	1-Jul-14	30-Jun-15	Boxing of the road could not be achieved due to the fact that the appointment of the contractor was suspended as a result of National Department of Water and Sanitation (DWS) requiring WULA after being consulted to verify. EIA is not required.	1,507
	6	Leak Detection Equipment	1-Jul-14	30-Jun-15	12 Loggers Procured and Delivered.	387
37	1	Road Rehabilitation - PMS	1-Jul-14	30-Jun-15	48 000 m2 of Surfaced Roads Crack Sealed with Diluted Immulsion.	9,454
	2	Sanitation Infrastructure Feasibility Study	1-Jul-14	30-Jun-15	4 Flow Monitoring Stations Procured, Installed and Operational.	2,877
	3	Installation of Traffic Signals	1-Jul-14	30-Jun-15	3 Traffic Signals Installed and 5 Traffic Signals Controllers Purchased,	1,158
	4	Ashburton Roads Upgrade	1-Jul-14	30-Jun-15	Design of Roads Completed.	644
	5	Leak Detection Equipment	1-Jul-14	30-Jun-15	12 Loggers Procured and Delivered.	387

TOP FOUR SERVICE DELIVERY PRIORITIES PER WARD 2014/2015

TABLE 227:Top Four Service Delivery Priorities Per Ward 2014/2015 Financial Year (Highest Priority First)

Ward Name (No)	Number	Priority Name and Details	Progress 2014/2015
1	1	Construction of RDP Houses	25 000 units over 5 years, 9347 units built from ward 1 to 9. Project under construction
	2	Installation of street lights (high master)	28 HIGH MASTS INSTALLED in the municipal area including ward 1.
	3	Installation of water pipes	10.4 km of pipeline laid
	4	Upgrading of access roads	1,5 km of s/water and 0.6 km of gravel roads upgraded to surfaced standard by 31 March 2015
2	1	Upgrade of access roads	Upgraded 1,8 km of D2069 gravel roads to blacktop surface by 30 March 2015.
	2	Installation of street lights	NIL
	3	Maintenance of community Hall	Community Hall rehabilitated
	4	Fencing of projects	Request submitted to the department of agriculture
3	1	Upgrade of access roads in the ward -Roads rehabilitation	Upgraded 0,5 km of gravel roads to surfaced standard by 31 March 2015
	2	Tarring of Mgwagwa Road (P390) and bus shelters	NIL
	3	Clinics	Request submitted to the department of health
	4	Water & Electricity	10.4 km of water pipeline laid for various wards
4	1	RDP houses	25 000 units over 5 years, 9347 units built from ward 1 to 9. Project under construction
	2	Road upgrading	Completed final Ward 4 design by the end of January 2015.
	3	Water & Electricity	10.4 km of water pipeline laid for various wards through the MWIG-Basic Water supply project
	4	Installation of street lights	NIL
5	1	Road upgrading	Completed final Ward 5 design by the end of January 2015.
	2	Water & Electricity	10.4 km of water pipeline laid for various wards through the MWIG-Basic Water supply project
	3	Installation of street lights	NIL
	4	Maintenance of community Halls and sports fields	NIL
6	1	Road upgrading	Completed final Ward 6 design by the end of January 2015.
	2	Water & Electricity	10.4 km of water pipeline laid for various wards through the MWIG-Basic Water supply project
	3	RDP houses	25 000 units over 5 years, 9347 units built from ward 1 to 9. Project under construction
	4	Maintenance of sports fields	NIL
7	1	Water & Electricity	10.4 km of water pipeline laid for various wards through the MWIG-Basic Water supply project
	2	Road upgrading	Completed final Ward 7design by the end of January 2015.
	3	Job creation	Temporary job created through Capital projects
	4	Community hall	NIL
8	1	Road upgrading	Completed final Ward 8 design by the end of January 2015.
	2	Water & Electricity	10.4 km of water pipeline laid for various wards through the MWIG-Basic Water supply project
	3	Community hall maintenance	NIL
	4	Sports facilities	NIL
9	1	RDP houses	25 000 units over 5 years, 9347 units built from ward 1 to 9. Project under construction
	2	Job creation	Temporary job created through Capital projects
	3	Road upgrading	Completed final Ward 8 design by the end of January 2015.
	4	Electricity	NIL
10	1	Establishment of all sports codes and youth skills development	NIL
	2	Construction of sports facilities	NIL
	3	Construction of community halls	NIL
	4	Construction of RDP Houses	Edendale S - 8 Ext 400 units finalising the engineering designs
11	1	Water	2.011 km of water pipe replaced. 2 Pump Controllers installed.
	2	4 Roomed RDP housing	Lot 182 Snathing8 Completed houses – handed over to beneficiaries
			kwathirty -Follow up with DoHS on MEC decision for Stage 1 funding
	3	Road construction and maintenance	Mig - upgrading of gravel roads - edendale - station rd Submitted Water use license for Station Road bridge to DWS
	4	Electricity	NIL

TABLE 227:Top Four Service Delivery Priorities Per Ward 2014/2015 Financial Year (Highest Priority First)

Ward Name (No)	Number	Priority Name and Details	Progress 2014/2015
12	1	Road construction and maintenance	Upgraded 0,5 km of gravel roads to surface standard by 31 January 2014
	2	RDP housing	Khalanyoni-PF- Follow up with DoHS on MEC decision for Stage 1 funding
	3	Street lights	28 HIGH MASTS INSTALLED in identified area's by the 30th of June 2015
	4	Repairing and replacement of water taps	10.4 km of water pipeline laid for various wards through the MWIG-Basic Water supply project maintenance ongoing
13	1	Construction of RDP Houses	NIL
	2	Satellite police station	NIL
	3	Maintenance of street lights	752 LED fittings have been completed in the CBD. More street lighting projects are identified and implemented in various areas
	4	Road humps	NIL
14	1	Review of water and rates	Budget consultation process completed In April 2015
	2	Sports facilities	NIL
	3	Potholes	Road maintenance done on an ongoing process
	4	Construction of youth centre	NIL
15	1	Maintenance of meter boxes	NIL
	2	Employment opportunities for the youth	NIL
	3	Establishment of libraries	NIL
	4	Information centre	NIL
16	1	Street lights	28 HIGH MASTS INSTALLED in identified area's by the 30th of June 2015
	2	RDP houses	Edendale Priority Housing Project - Stage 1
	3	Road maintenance	Upgrade 1.0 km of gravel roads to black top surface in Ward 16
	4	Crime	NIL
17	1	Construction of RDP Houses	NIL
	2	Water	MIG-Reduction of non revenue water
	3	Sanitation	1 km of sewer pipe installed by 30 December 2014.
	4	Blocked Drains	4 flow monitoring stations procured, installed and operational by the 30 May 2015
18	1	Employment opportunities	NIL
	2	Blocked Drains	4 flow monitoring stations procured, installed and operational by the 30 May 2015
	3	Clinics	Request has been forwarded to the Department of Health
	4	Sports field	NIL
19	1	Library	NIL
	2	Sports field	NIL
	3	Renovation of community hall	NIL
	4	Easy access of tractors (TLB)	NIL
20	1	Tarring of Mbanjwa road	NIL
	2	RDP houses	Harewood - Obtain Stage 1 funding from the MEC
	3	Employment opportunities	NIL
	4	Street lights	NIL
21	1	Job opportunities	NIL
	2	RDP houses	Edendale Priority Housing Project - Stage 1
	3	Water	2.011 km of water pipe replaced. 2 Pump Controllers installed.
	4	Sanitation	4 flow monitoring stations procured, installed and operational by the 30 May 2015
22	1	Foot bridge from Unit 3 to KwaMachibise	NIL
	2	Tennis court at Sinamuva Primary School	NIL
	3	Whizz Kids at Edendale Hospital	NIL
	4	All main and access roads to be tarred	MIG - UPGRADING OF GRAVEL ROADS - EDENDALE - WARD 22 - 8,4km roads - Storm-water drainage provision
23	1	Installation of electricity in Peace Valley	9 Battery Chargers purchased and delivered by the 30th of June 2015
	2	Rectification of wire wall houses	Sites have been identified and the permission to occupy the portions of land was approved by the Full Council on 27 November 2014.
	3	Public Toilets at Mason's Mill	NIL
	4	Road maintenance	Upgraded 1,6 km of roads in Ashdown black top surfacing
24	1	RDP houses	NIL
	2	Water	2.011 km of water pipe replaced. 2 Pump Controllers installed.
	3	Electricity	39 Battery Chargers purchased and delivered by the 30th of June 2015
	4	Sewerage system	NIL

TABLE 227:Top Four Service Delivery Priorities Per Ward 2014/2015 Financial Year (Highest Priority First)			
Ward Name (No)	Number	Priority Name and Details	Progress 2014/2015
25	1	Water pipes upgrading	Total Water Losses = 33.0%
	2	Community hall	NIL
	3	Fencing repairs practice soccer field	Practice soccer field fenced
	4	Mayors walk widening (traffic challenge)	Road alignment determination and draft detail design completed by 30th June 2015
26	1	Grass cutting	Grass Cutting done as required
	2	Community hall	NIL
	3	Houses and toilets	Signal Hill-Obtain Stage 1 funding from the MEC
	4	Water	58% of Masons reservoir completed and 67% of pipeline completed
27	1	Street lights	3 X RMU'S Installed, 22 Panels installed
	2	Waste collection	Waste collection done once a week
	3	Crime rate very high	NIL
	4	Houses	NIL
28	1	Sanitation	4 flow monitoring stations procured, installed and operational by the 30 May 2015
	2	Electricity	39 Battery Chargers purchased and delivered by the 30th of June 201
	3	Road refurbishment	Road maintenance done on an ongoing process
	4	Traffic control measures	Traffic Calmin measures installed in ward 28
29	1	Housing project	Copesville-IA to submit PDA application to Municipality for approval
	2	Electrification of housing	3 X RMU'S Installed, 22 Panels installed
	3	Maintenance of gravel roads	Upgraded 0.8 km of Internal roads in Haniville
	4	Clinics	Request Sent to the Department of health
30	1	Electricity	752 LED fittings have been completed in the CBD. More street lighting projects are identified and implemented in various area
	2	Bynspuirt stream canalization	NIL
	3	Swimming pools	NIL
	4	Traffic lights	NIL
31	1	RDP Houses	NIL
	2	Electricity	Nhlalakahle electrification project-358 Households connections were achieved
	3	Road maintenance	Road maintenance done on an ongoing process
	4	Street lights	40 Units of equipment purchased as per the replacement of blown/ Obsolete equipment programme by the 30th of June 2015
32	1	RDP Houses	NIL
	2	Electricity	752 LED fittings have been completed in the CBD. More street lighting projects are identified and implemented in various areas.
	3	Road maintenance	Road maintenance done on an ongoing process
	4	Street lights	752 LED fittings have been completed in the CBD. More street lighting projects are identified and implemented in various area
33	1	Waste collection and illegal dumping	Waste collection done once a week
	2	Skills development	NIL
	3	Crime	NIL
	4	RDP houses	NIL
34	1	Refurbishment of glenwood community hall	NIL
	2	RDP houses in tembalihle	NIL
	3	Eastwood soccer field revamp	NIL
	4	Highmast lights	39 Battery Chargers purchased and delivered by the 30th of June 2015
35	1	Youth centre & council chamber to be revamped	NIL
	2	Reduction of illegal dumping	NIL
	3	Housing project	Hollingwood PF -The submission made by the Project Monitor from DoHS was referred back for amendments
	4		
36	1	Road upgrading and maintenance	Boxing of the road could not be achieved due to the fact that the appointment of the contractor was suspended as a result of WULA after being consulted to verify. EIA is not required.
	2	Maintenance of Open spaces and grass cutting	Maintenance Done as an when required
	3	Upgrading of garden refuse site	Refuse site Upgraded
	4	RDP houses for Mkhondeni area	NIL

TABLE 227:Top Four Service Delivery Priorities Per Ward 2014/2015 Financial Year (Highest Priority First)			
Ward Name (No)	Number	Priority Name and Details	Progress 2014/2015
37	1	RDP Houses	NIL
	2	School	NIL
	3	Waste collection	Waste collection done once a week
	4	Crime	NIL

Note: As per the above table in respect of the Four Service Delivery Priorities per Ward: the following table contains the summary of the needs as requested by Communities, Ward Committees, Councillors and Amakhosi. For each Need an explanation has been provided under the heading – Nature of Requests.

TABLE 228:		
NO.	NEED	NATURE OF REQUESTS
1	Good Governance	Requests under good governance included the following - communities wanted to be informed about the IDP process, to be involved in the budget process, for ward committees to be established, for the municipality to strengthen relationships between communities and their councillor, for nepotism to be eradicated, many ward requests cited that Councillors must not be involved in the hiring of people.
2	Repairs & Maintenance	Repairs & Maintenance included requests for the upgrades of roads, rehabilitation of community facilities like halls and parks, fixing of potholes, building of speed humps, attending to sewage blockages, repairing of burst water pipes, repairs to RDP houses where roofs are leaking,
3	Roads	Requests for roads predominantly centered around the building of new roads, link roads, access roads and tarred roads where there have never been roads constructed before.
4	Economic Development	It also included the issue of youth development, job creation, training and skills development, small business establishment & other aspects in order to strengthen the economy,
5	Halls / Community Centre's	Request for halls and community Centre's hinged around the construction of new halls and community Centre's which are multi-purpose in nature in order to enhance community development by social cohesion (building to be used by all community members irrespective of colour)
6	Housing	Housing requests include the request for RDP houses and houses in general.
7	Sanitation	Toilets & Sanitation requests include requests for the building of new toilet & sanitation systems especially where they have houses but no toilet facilities.
8	Sportsfields	Communities want sportsfields in their respective areas, sportsfields they can use as per their needs in order to strengthen community unity and social engagement.
9	Street Lighting	Street lighting includes street lights & high mast lights in order to make areas safe from criminal activities as there are large areas with no street lights
10	Electricity	Electricity needs included new installations of electricity in households which do not have electricity all together, and also the installation of pre-paid meters.
11	Water	Water needs included new installations of piped water to households and the ability to use water within the household through taps in order to do their necessary washing and cleaning.
12	Clinics	Communities want to see the municipality ensuring there are clinics in close vicinity of their wards either permanently established or by way of mobile clinics as it is costly to travel to access the health care facility as many are unemployed.
13	Crèches	Communities want the municipality to build crèches or early childhood development Centre's where parents can leave their children during the day whilst they are at work.
14	Refuse Collection	Communities complained that the municipality is failing to keep their communities clean as the pickup of refuse is not constant and is leading to environmental risks for the elderly and young kids as the refuse is not collected for lengthy periods of time and then starts to decompose and smell.
15	Bridges	Communities have requested the construction of bridges and foot bridges.
16	Taxi Ranks	Communities are tired of standing in the rain in long queues waiting for public transport; they want the municipality to provide either taxi ranks or taxi shelters.

CHAPTER 7 – REPORT OF THE AUDITOR GENERAL 2014/2015

Report of the Auditor-General to the KwaZulu-Natal Provincial Legislature and the council on Msunduzi Municipality

Report on the consolidated and separate financial statements

Introduction

1. I have audited the consolidated and separate financial statements of the Msunduzi Municipality and its Entity set out on pages 187 to 299, which comprise the consolidated and separate statement of financial position as at 30 June 2015, the consolidated and separate statement of financial performance, statement of changes in net assets, the cash flow statement and the statement of comparison of budget information with actual information for the year then ended and the notes, comprising a summary of significant accounting policies and other explanatory information.

Accounting officer's responsibility for the consolidated and separate financial statements

2. The accounting officer is responsible for the preparation and fair presentation of the consolidated and separate financial statements in accordance with the South African Standards of Generally Recognised Accounting Practice (SA Standards of GRAP) and the requirements of the Local Government: Municipal Finance Management Act of South Africa, 2003 (Act No. 56 of 2003) (MFMA) and the Division of Revenue Act of South Africa, 2014 (Act No. 10 of 2014) (DoRA), and for such internal control as the accounting officer determines is necessary to enable the preparation of consolidated and separate financial statements that are free from material misstatement, whether due to fraud or error.

Auditor-general's responsibility

3. My responsibility is to express an opinion on the consolidated and separate financial statements based on my audit. I conducted my audit in accordance with International Standards on Auditing. Those standards require that I comply with ethical requirements, and plan and perform the audit to obtain reasonable assurance about whether the consolidated and separate financial statements are free from material misstatement.

4. An audit involves performing procedures to obtain audit evidence about the amounts and disclosures in the consolidated and separate financial statements. The procedures selected depend on the auditor's judgement, including the assessment of the risks of material misstatement of the consolidated and separate financial statements, whether due to fraud or error. In making those risk assessments, the auditor considers internal control relevant to the municipality's preparation and fair presentation of the consolidated and separate financial statements in order to design audit procedures that are appropriate in the circumstances, but not for the purpose of expressing an opinion on the effectiveness of the municipality's internal control. An audit also includes evaluating the appropriateness of accounting policies used and the reasonableness of accounting estimates made by management, as well as evaluating the overall presentation of the consolidated and separate financial statements.

5. I believe that the audit evidence I have obtained is sufficient and appropriate to provide a basis for my audit opinion.

Opinion

6. In my opinion, the consolidated and separate financial statements present fairly, in all material respects, the financial position of Msunduzi Municipality and its entity as at 30 June 2015 and their financial performance and cash flows for the year then ended, in accordance with the SA Standards of GRAP and the requirements of the MFMA and DoRA.

Emphasis of matters

7. I draw attention to the matters below. My opinion is not modified in respect of these matters.

Material losses and impairments

8. As disclosed in notes 4 and 5 to the financial statements, the municipality impaired trade receivables by R973,29 million (2014: R780,39 million) on rates and consumer debts as the recoverability of these amounts was doubtful.

9. As disclosed in note 21 to the financial statements, the municipality materially underspent grants at year-end to the amount of R108,26 million (2014: R298,53 million). As a consequence the municipality has not fully achieved all its objectives of basic service delivery and infrastructure development.

10. As disclosed in note 75 to the financial statements, material water distribution losses of R117,86 million or 23,25 million kilolitres (2014: R76,43 million or 16,33 million kilolitres) were incurred as a result of aging pipeline infrastructure. Electricity distribution losses of R179,28 million or 234,94 million kilowatt hours (2014: R140,28 million and 197,49 million kilowatt hours) were incurred due to illegal connections and distribution losses.

Report on other legal and regulatory requirements

11. In accordance with the Public Audit Act of South Africa, 2004 (Act No. 25 of 2004) (PAA) and the general notice issued in terms thereof, I have a responsibility to report findings on the reported performance information against predetermined objectives for selected objectives presented in the annual performance report, compliance with legislation and internal control. The objective of my tests was to identify reportable findings as described under each subheading but not to gather evidence to express assurance on these matters. Accordingly, I do not express an opinion or conclusion on these matters.

Predetermined objectives

12. I performed procedures to obtain evidence about the usefulness and reliability of the reported performance information for the basic service delivery and infrastructure development objective presented in the annual performance report of the municipality for the year ended 30 June 2015.

13. I evaluated the reported performance information against the overall criteria of usefulness and reliability.

14. I evaluated the usefulness of the reported performance information to determine whether it was presented in accordance with the National Treasury's annual reporting principles and whether the reported performance was consistent with the planned objectives. I further performed tests to determine whether indicators and targets were well defined, verifiable, specific, measurable, time bound and relevant, as required by the National Treasury's Framework for managing programme performance information.

15. I assessed the reliability of the reported performance information to determine whether it was valid, accurate and complete.

16. I did not identify any material findings on the usefulness and reliability of the reported performance information for the basic service delivery and infrastructure development objective.

Additional matter

17. Although I identified no material findings on the usefulness and reliability of the reported performance information for the selected objective, I draw attention to the following matter:

Achievement of planned targets

18. Refer to the annual performance report on pages 412 to 532 for information on the achievement of the planned targets for the year.
Compliance with legislation

19. I performed procedures to obtain evidence that the municipality had complied with applicable legislation regarding financial matters, financial management and other related matters. I did not identify any instances of material non-compliance with specific matters in key legislation, as set out in the general notice issued in terms of the PAA.

Internal control

20. I considered internal control relevant to my audit of the financial statements, annual performance report and compliance with legislation. I did not identify any significant deficiencies in internal control.

Other reports

Investigations

21. Internal audit performed investigations emanating from the whistle blowing hotline and at the request of management of the municipality. As per the forensic report, allegations of fraud, corruption, theft, mismanagement, gross irregularities on contravention of Section 217 of the Constitution of the Republic of South Africa, Supply Chain Management Policy and Regulations and MFMA. Thirty seven investigations were conducted, 16 of which were completed and 21 are still in progress.

Auditor-General

Pietermaritzburg
15 December 2015

AUDITOR-GENERAL
SOUTH AFRICA

Auditing to build public confidence

CHAPTER 8 – RESPONSE TO THE REPORT OF THE AUDITOR GENERAL 2014/15 FINANCIAL YEAR

The Auditor-General performed an audit and issued a report on the following:

- fair presentation and absence of material misstatements in the financial statements (i.e. all transactions or event have been dealt with in accordance with accounting and financial reporting disciplines);
- reliable, usefulness and credible performance information for purposes of reporting on predetermined performance objectives; and
- compliance with key legislation governing financial and performance matters

The Auditor-General has expressed an unqualified opinion on the Annual Financial Statement for year ending 30 June 2015 and Performance Information with no findings ("clean audit").

The previous audit opinion in 2013/14 financial year was an unqualified opinion and raised additional matters on:-

- material misstatements on non-current assets, current assets, liabilities and disclosure items identified by auditors which were subsequently corrected by the municipality;
- expenditure management in that reasonable steps were not taken to prevent unauthorized, irregular and fruitless and wasteful expenditure, as required by S62 of the MFMA;
- Procurement management in that sufficient appropriate evidence could not be obtained that goods and services of a transaction value of R200 000 were procured by means of inviting competitive bids, as required by the SMC Regulation 19(a); and
- Revenue management in that an effective system of internal control for debtors and service charges revenue, with respect to unread meters, was not in place, as required by S64(2)(f) of the MFMA..

The municipality worked tirelessly on the above matters which were the basis of the additional matters. Action plan that was prepared and monitored on monthly basis by the structures of Council to deal with the four additional matters paid the dividends. It must however, be mentioned that there are still weaknesses as highlighted in the management report issued by Auditor-General which are being worked on tirelessly in order to maintain an unqualified audit opinion with no findings ("clean audit").

GENERAL RESPONSE

The Auditor-General has drawn the attention of the reader to following emphasis of matters relating to the Material Losses and Impairment as disclosed on the Consolidated Annual Financial Statements:-

- Debtors impairment of R973,29 million;
- Material under-spending of R108,26 million; and
- Material water distribution losses of R117,86 million and Electricity distribution losses of R179,28 million.

Further strategies are being developed and implemented to deal with the matters raised above in order to improve the system of internal control. Management Action plan dealing with other important matters raised under annexure B is being developed and will be monitored on monthly basis by the Strategic Management Committee, Audit Committee and Executive Committee.

CHAPTER 9 – REPORT OF THE AUDIT COMMITTEE & RECOMMENDATIONS OF THE AUDIT COMMITTEE 2014/2015

ANNUAL REPORT OF THE AUDIT COMMITTEE FOR THE PERIOD 01 JULY 2014 TO 30 JUNE 2015

AUDIT COMMITTEE REPORT

The Audit Committee of the Municipality has pleasure in submitting its annual report. This report is submitted in terms of the provisions of sections 121(3) (j), 166(2) (b) and (c) of the Municipal Finance Management Act of 2003 ("the MFMA") and covers the financial period from 1 July 2014 to 30 June 2015.

AUDIT COMMITTEE MEMBERS AND ATTENDANCE

The Audit Committee consist of the members listed hereunder and meets as a minimum, four times a year as per the approved Audit Committee Charter. The composition of the committee was changed by the Council during the cause of the year under review.

Name of Member	Number of Meetings Attended
Mr S Mnguni CA (SA): Chairperson	7
Ms N Gevers CA (SA)	6
Ms N R Shezi	6
Mr S Ndaba	7
Advocate N Kuzwayo (Appointed on 25 September 2015)	6

Advocate N Kuzwayo replaced Mr A. Latiff whose term expired on 30 June 2014.

Overview of Activities

The Committee held seven (7) meetings during the year on the following dates.
26 August 2014
14 October 2014
02 December 2014
24 February 2015
21 April 2015
14 May 2015
02 June 2015

The Audit Committee chairperson also availed himself for Executive Committee Meetings to present quarterly reports of the Audit Committee. The internal audit reports are presented to the Executive Committee after consideration by the Audit Committee as well the minutes of the Audit Committee.

AUDIT COMMITTEE RESPONSIBILITIES

The Audit Committee has complied with its responsibilities arising from section 166 of the MFMA and clause 14(2) (a) of the Municipal Planning and Performance Management Regulations of 2001. The Audit Committees' work was guided and regulated by an Audit Committee Charter, which was reviewed, amended and ratified by Council 24th April 2013 and discharged all its responsibility as contained therein. The Audit Committee's work was also guided by its work programme that it adopted at the beginning the year.

INTERNAL AUDIT INSTITUTIONAL ARRANGEMENT

The Internal Audit Charter as adopted by the Audit Committee on 26th February 2013 regulates the work of the Internal Audit.

In terms of S165 (1) of the MFMA each municipality is required to have an internal audit function. S165 (3) allows the municipality to co-source the internal audit function if the municipality requires assistance to develop its internal capacity. The internal audit was assisted by co-sourced resources during the year.

The Annual Audit coverage plan was submitted to the Audit Committee on 04 June 2014 and was approved accordingly.

The Executive Manager: Internal Audit Unit presented a revised and adjusted annual audit coverage plan during the year which was approved by the Audit Committee. The review and adjustments of the annual audit coverage plan were necessitated by a number of factors including the risks that emanated from the risk assessment, compliance issues and other audits.

INTERNAL AUDIT FUNCTION

During this financial year internal audit reports with management comments were presented to the Audit Committee meetings. Issues raised were deliberated and recommendations made to council including recommendation regarding the issues raised by the Auditor-General.

Progress has been made in the Internal Audit Function during the 2014-15 financial year and the internal audit has, as far as possible, complied with its responsibilities arising from its approved Charter and approved audit plan.

The Executive Manager: Audit has direct access to the audit committee, primarily through its Chairman. During the year, the committee met with the both external auditors and internal audit without management being present.

SYSTEM OF INTERNAL CONTROL

The system of internal control are designed to provide reasonable assurance that the assets are safeguarded and the liabilities and working capital are effectively and efficiently managed and they remain a management responsibility.

The internal audit reports in all the areas audited during the financial year under review indicated that there were some weaknesses in the system of internal control due to a number of reasons including vacancy rate at certain levels and inadequate policies.

The Audit Committee has noted that there has been improvement on the systems of internal control especially relating to asset management. However, project management, expenditure management, revenue management, performance management and computer controls still require improvement.

RISK MANAGEMENT

Risk management has been formalised within the municipality through the establishment of various structures (i.e. Risk Management Committee, Chief Risk Officer and Risk Officers/Champions), processes and systems to give effect to Risk Management.

The Audit Committee has been monitoring the risks identified including top 10 risks. Actions by management in addressing these risks are being noted.

COMBINED ASSURANCE FRAMEWORK

The combined assurance framework was approved by Council in the previous financial year. Regular engagements are taking place between assurance providers to give effect to combined assurance. These engagements will continue in the coming year to make the combined assurance within the municipality more effective.

ANNUAL FINANCIAL STATEMENTS FOR THE YEAR ENDED 30 JUNE 2015

The Audit Committee reviewed both interim financial statements and annual financial statements that were submitted to Auditor-General for audit purposes.

Improvements with respect to the quality of the financial statements were noted during the review of the annual financial statements on the 27th of August 2015. These financial statements were approved at this meeting for submission to the Auditor-General before end of August as required by the MFMA.

PERFORMANCE MANAGEMENT

The Committee had reviewed and considered the quarterly reports by management. In addition, the Audit Committee considered the annual performance report at the meeting held on the 27th of August 2015. Management was requested to revisit the report as there were some inconsistencies before submitting to the Auditor-General before end of August 2015.

INFORMATION AND COMMUNICATION TECHNOLOGY (ICT)

The Audit Committee noted the findings of the internal audit on ICT controls. The committee is satisfied that management is attending to the matters raised by the internal audit with respect to ICT. The matters relate to general ICT controls, governance, implementation of new financial management system and application controls with respect to payroll system.

GOVERNANCE

The municipality is fully committed to good governance and this is evidenced by the improvement in the control environment during the year.

COMPLIANCE WITH LAWS AND REGULATIONS

The Audit Committee has reviewed the effectiveness of the system for monitoring compliance with laws and regulations. The Audit committee is satisfied that the system for monitoring compliance with laws and regulations is effective.

EXTERNAL AUDIT BY AUDITOR-GENERAL SOUTH AFRICA (AGSA)

The Audit Committee reviewed the External Audit plan to ensure the critical risk areas are being addressed. In addition, the committee has been monitoring the action plan with respect to the matters raised by the Auditor-General during 2013-14 financial year. Significant progress was noted on these matters.

Based on the engagement with the Auditor-General, nothing has come to the committee's attention with regard to any matter concerning the independence of External Auditors.

The Audit Committee will receive the Auditor-General's conclusions on the annual financial statements, compliance with laws and regulations and performance information before end of November 2015. The Committee urged management at its last meeting to continue providing all the required information for audit purposes so that the audit is completed timeously.

CONCLUSION

The Committee will continue to monitor progress being made by the municipality in improving overall governance, systems of internal control, risk management and performance management. In addition, the Audit Committee concurs and accepts the conclusions of both the Internal Audit and the Auditor-General on the matters they have raised during their audits.

The Committee wishes to express its sincere appreciation to the Accounting Officer, Senior Management, MPAC, Portfolio Committees, Executive Committee, Council and staff for their cooperation and support.

Chairperson: Audit Committee
Mr Sandile Mnguni CA (SA)

AUDIT COMMITTEE RECOMMENDATIONS 2014/2015

The Internal Audit Unit has consolidated all the Audit Committee recommendations of the 7 meetings held in the Financial Year into one document. Please see below:

24 JUNE 2014	**VERIFICATION AND CONDITIONAL ASSESSMENT OF INFRASTRUCTURE ASSETS** That it be noted that progress on the conditional assessment and review of useful life of assets is on track as indicated in the business plan and action plan from Smec South Africa (Pty) Ltd attached as Annexures 2.1 and 2.2 to the report dated 10 June 2014.
	RISK MANAGEMENT STRATEGY INCORPORATED INTO THE PERFORMANCE AGREEMENTS AND/OR WORK PLANS OF THE DEPUTY MUNICIPAL MANAGERS NOTED.
	LISTINGS OF THE IT AUDIT, PROCEDURES AND STRATEGIES That the Process Manager: ICT ensures that the Listings of the IT Audit, Procedures and Strategies be submitted to the next meeting of the Audit Committee.
	REPORT ON THE PROGRESS OF THE REVIEW OF THE 2013/2014 INTEGRATED DEVELOPMENT PLAN (IDP), SERVICE DELIVERY AND BUDGET IMPLEMENTATION PLAN (SDBIP) AND OPERATIONAL PLAN (OP) AS PER THE RECOMMENATIONS OF INTERNAL AUDIT [10.4.1] That the Manager : Office of the Municipal Manager ensures that a plan of action and progress reports in respect of the abovementioned item be submitted to the next Audit Committee meeting. – IN PROGRESS
	REPORT ON THE PROGRESS OF THE REVIEW OF THE 2013/2014 INTEGRATED DEVELOPMENT PLAN (IDP), SERVICE DELIVERY AND BUDGET IMPLEMENTATION PLAN (SDBIP) AND OPERATIONAL PLAN (OP) AS PER THE RECOMMENATIONS OF INTERNAL AUDIT [10.4.1] That the Auditor General should review Performance Management to be aligned and in compliance with the SMART principles, which should be addressed during the mid year review period; it being noted that the relevant documentation should be made available for the Auditor General to review, and in mid January 2014 the Auditor General should be in a position to provide feedback herein. – IN PROGRESS
	WATER DEBT WRITE-OFF [3.3.2.3.1] That the Executive Manager : Internal Audit undertakes a high level review on the Water Debt write – offs and submits a report to the next meeting of the Audit Committee.
	PROGRESS REPORTS FROM RISK MANAGEMENT COMMITTEE That reports from the Risk Management Committee be submitted to the Audit Committee for progress updates on an ongoing basis.
	AUDIT ON HOUSING RENTAL **Deputy Municipal Manager: Community Services** That the Presentation by the Deputy Municipal Manager : Community Services on the Audit on Waste Management be STOOD DOWN until the next meeting of the Audit Committee. **Deputy Municipal Manager: Corporate Services** That the progress made by the Centralised Leave Processing Office in respect of the Audit Findings from the Regularity Audit in respect of Leave for the Year ended 30 June 2013 be NOTED. That it be noted that training for the staff from the Centralised Leave Processing Office on the Payday System will be treated as a priority and be fast tracked by the Systems and Remuneration Manager to take place within the first quarter of the 2014 calendar year. That the Chief Financial Officer expedites the audit process of leave balances on the payday System for the period ending 31 August 2012.

PROGRESS REPORT ON INTERNAL AUDIT FUNCTION FOR THE MONTH OF MARCH
That the Manager: Office of the Municipal Manager : looks into the matter between Internal Audit and the Chief Financial Officer, pertaining to Finance claiming that Internal Audit Unit submitted an incorrect report.

That the Deputy Municipal Manager : Corporate Services ensures that the relevant manager responsible for tracking of reports submits a report to the next Audit Committee, as per request from Councillor Tarr.

That the Manager: Office of the Municipal Manager ensures that the Senior Manager: Auditor General is invited to the Strategic Management Committee every 2 weeks, and closer to September/October she be invited to the meeting every week.

That the report dated 24 April 2014 incorporating the recommendations of the Operational Management Committee on the activities of the Internal Audit Business Unit for the Month of March 2014 be NOTED.

PROGRESS REPORT ON INTERNAL AUDIT FUNCTION FOR THE MONTH OF APRIL
That the report dated 29 May 2014 incorporating the recommendations of the Operational Management Committee on the activities of the Internal Audit Business Unit for the Month of April 2014 be NOTED

INTERNAL AUDIT REPORT ON CONSUMER REFUNDS FOR OCTOBER 2013, NOVEMBER 2013, DECEMBER 2013 AND JANUARY 2014 [3.10.1.1]
That the findings, recommendations and management comments in the final internal audit report on Consumer refunds for the period October 2013, November 2013, December 2013 and January 2014 be NOTED.

That all consumer refunds processed should be supported with adequate supporting documentation.

That sufficient reviews should be performed by the Manager: Consolidated Billing and the Process Manager: Income prior to submitting to Internal audit for auditing purposes.

That the Chief Financial Officer should employ all avenues to ensure that the applications for consumer refunds are not delayed and that the backlog is brought up to date.

That all consumers who have applied for refunds should be advised of the status of their applications for refund so as to avoid keeping them in the dark and end up referring their frustrations to the external stakeholders viz Office of the Premier, Public Protector, MEC: Co-operative Governance and Traditional Affairs, Provincial Treasury, Municipal Manager, media etc, as this always results in negative and bad publicity and tarnishes the image of the Municipality.

That the implementation of the recommendations contained in the report dated 2 June 2014 by the Executive Manager: Internal Audit in respect of the Consumer Refunds be monitored through progress reports to the Strategic Management Committee and Audit Committee.

INTERNAL AUDIT REPORT ON CONSUMER REFUNDS FOR FEBRUARY 2014
That the report dated 5 June 2014 by the Executive Manager : Internal Audit on the findings, management comments and recommendations made in the Final Internal Audit Report on Consumer Refunds for the period February 2014, be NOTED.

That Implementation of the recommendation as contained in the report through progress reports to the Strategic Management Committee and Audit Committee be MONITORED.

FINAL INTERNAL AUDIT REPORT ON CONSUMER REFUNDS FOR THE PERIOD MARCH 2014 [3.10.1.1]
That the findings, management comments and recommendations made in the Final Internal Audit Report on Consumer Refunds for March 2014 be NOTED.

(bThat the implementation of the recommendation as contained in the report through progress reports be MONITORED.

INTERNAL AUDIT REPORT ON TRADE PAYABLES FOR 31 JANUARY 2014, 15 FEBRUARY 2014, 28 FEBRUARY 2014 AND 31 MARCH 2014 [3.10.1.1]
That the Chief Financial Officer investigates any deviation from the approved Supply Chain Management Policy and Procedure approved by Council as well as Supply Chain Management Regulations and take the necessary disciplinary action against the relevant person (s).

That the Chief Financial Officer hold the Process Manager: Expenditure fully responsible for non-submission of management comments prior to making payments.

That the implementation of the recommendations contained in the report dated 15 May 2014 by the Executive Manager: Internal Audit be monitored through progress reports to the Strategic Management Committee and Audit Committee.

INTERNAL AUDIT ON TRADE PAYABLES FOR 15 APRIL 2014, 30 APRIL 2014 AND 15 MAY 2014 [3.10.1.1]
(a) That the Chief Financial Officer investigate any deviation from the approved Supply Chain Management and Procedures as well as Supply Chain Management Regulations that has not been approved by the Accounting Officer in terms of Section 36 of the Msunduzi Supply Chain Management Policy and take the necessary disciplinary action against the relevant person (s).

(b) That the implementation of the recommendations contained in the report dated 2 June 2014 by the Executive Manager: Internal Audit in respect of the trade Payables be monitored through progress reports to the Strategic Management Committee and Audit Committee.

FINAL INTERNAL AUDIT REPORT ON THE FOLLOW-UP AUDIT ON ASSET MANAGEMENT
That the Chief Financial Officer ensures that all Asset polices are reviewed accordingly on an annual basis.

IMPLEMENTATION OF PHASE 2 OF THE COMBINED ASSURANCE MODEL
That the report dated 20 June 2014 incorporating the recommendations of the Strategic Management Committee be NOTED and the Implementation of Phase two of the Combined Assurance within the Municipality.

That reports by Legal Services relating to Human Resources Management on Misconduct, reports that relate to any audit by Business Units (eg. Land audit, lease audit, fire-arm audit, landfill site audit by Environmental Affairs and any other audit or inspection conducted by a National Department on certain areas of the municipality which talk to cases of misconduct, that relate to the portfolio committees, be presented to them for consideration as they get finalized in order to enhance oversight by the portfolio committees.

INTERNAL AUDIT REPORT ON SECTION 71 QUARTER 3 [3.10.1.1]
That the item on Internal Audit Report on Section 71 Quarter 3 be STOOD DOWN pending adequate management comments taking into consideration the number and seriousness of issues, the Finance Business Unit must ensure that in the last quarter the same issues do not appear and must be addressed in the last report if the issues are valid.

INTERNAL AUDIT REPORT ON FLEET MANAGEMENT [3.10.1.1.]
That the item on the Internal Audit report on Fleet Management be submitted to the next Audit Committee meeting for consideration.

REPORT ON THE STATUS UPDATE ON THE ANNUAL INTERNAL AUDIT PLAN FOR THE 2013/2014 FINANCIAL YEAR[3.10.1.1]
That the progress on the implementation of the Annual Audit Plan for the 2013/2014 financial year, as detailed in the report dated 10 June 2014 by the Executive Manager: Internal Audit be NOTED.

REPORT ON THE PROPOSED ANNUAL AUDIT PLAN FOR THE 2014/2015 FINANCIAL YEAR [3.10.1.1]
That the undated schedule by the Executive Manager Internal Audit on the Report on the Proposed Annual Audit Plan for the 2014/2015 financial year be NOTED.

MONTHLY REPORT (APRIL 2014) : SECTION 71 OF THE MUNICIPAL FINANCE MANAGEMENT ACT NO. 56 OF 2003
That the report dated 6 May 2014 by the Chief Financial Officer on the Monthly Report (April 2014): Section 71 of The Municipal Finance Management Act No. 56 of 2003, be NOTED.

That the Chief Financial Officer ensures that the Income Statement and Balance Sheet be included in the future monthly reporting and is submitted to the next meeting of the Audit Committee.

That the Chief Financial Officer ensures that the Cash Flow for the last quarter is reflected in the next monthly report.

That the Chief Financial Officer ensures that a plan be put into place in order to improve the collection rate; it being noted that trends in this regard should be reflected in the monthly reports.

That with regards to the collection rate, one month should not be shown in isolation.

That prior actuals and current actuals in relation to the budget should be reflected.

That actuals for 2014 was missing and should have been reflected in the report.

That the Chief Financial Officer ensures that seasonal Changes are taken in account during the budget.

That the Audit Committee prepares a report to the Municipal Manager pertaining to the Audit Committee outlining the setbacks experienced with various issues presented and relevant outstanding matters.

That prior to the next Audit Committee meeting the Audit Committee members meet with the Municipal Manager to discuss issues which are not be addressed and attended to.

MONTHLY REPORT: MARCH 2014 : SECTION 66 AND 52 OF THE MUNICIPAL FINANCE MANAGEMENT ACT NO 56 OF 2003
That the Section 66 and 52 Report as at the end of March 2014 be NOTED.

(b)That the resolution of Strategic Management Committee meeting held on 29 April 2014 in respect of (a) above be NOTED.

That the Audit Committee members prepare and submit a report to the Municipal Manager outlining all the outstanding issues and the setbacks experienced with various issues; it being noted that a meeting also be held with the Municipal Manager prior to the next meeting to discuss the issues not being attended to.

MONTHLY REPORT: APRIL 2014 : SECTION 66 OF THE MUNICIPAL FINANCE MANAGEMENT ACT NO 56 OF 2003
That the section 66 report as at the end of April be NOTED.

INTERNAL AUDIT REPORT ON CONSUMER REFUNDS
That the report dated 11 June 2014 in respect of Internal Audit Report On Consumer Refunds regarding the steps taken to discipline employees that were involved with consumer refunds be NOTED; it being noted that the Chief Financial Officer reconsider the matter and report to the next meeting where systems should be put into place for control purposes.

FINANCIAL MANAGEMENT SYSTEM AND BUSINESS PROCESS MAPPING PROGRESS REPORT AS AT 5 JUNE 2014
That the progress on the acquisition of the Financial Management System as at 5 June 2014 be NOTED.

That the status and the plan of the Business Process Mapping exercise be NOTED.

That the Chief Financial Officer ensures that a clear project plan and budget be submitted to the next Audit Committee meeting to enable the Audit Committee to analyse current processes and status of the project.

INTERNAL AUDIT QUERY ON INDIGENT SCHEDULE FOR 2013/2014
That it be NOTED that the amended Indigent Policy will address all policy related audit queries.

That water restriction measures for consumers exceeding the free basic allowance may not be implemented at this stage since the current metering system is not conducive for that exercise, and that instead the consumer shall pay for any consumption beyond the 6kl free basic allowance.

METER READING STATISITICS: MARCH 2014
That the Meter Reading Statistics for March 2014 as incorporated in the report dated 29 April incorporating the recommendations of the Strategic Management Committee be NOTED

METER READING TASK TEAM RESOURCES REQUIREMENTS
That the report dated 13 May 2014 incorporating the recommendations of the Strategic Management Committee in respect of the Meter Reading Task Team Resources Requirements be NOTED.

That the resolutions of the Strategic Management Committee meeting held on 5 May 2014 in respect of (a) above be NOTED.

UNSPENT BALANCES ON CONDITIONAL GRANTS AS AT 31 MARCH 2014
That the Deputy Municipal Managers ensure that Annexure D attached to the report dated 9 April 2014 by the Chief Financial Officer is updated on a monthly basis with the cash flow projections, actual expenditure incurred an variances for all projections under their control and emailed to the Accountant in the Budget Office by the 5th of every month.
That all Deputy Municipal Managers ensure that the action plans are submitted for all grant funded projects under their control via email to the Accountant in the Budget Officer by the 5th of every month.

That all Deputy Municipal Managers take note of the information required in terms of the application for roll over of unspent grant funding as per Municipal Finance Management Act Circular 72 and ensure that information is provided to the Accountant in the Budget Officer by the 31st July 2014 for preparation of he composite application of all unspent grants as at 30 June 2014.

That all Deputy Municipal Managers ensure the accuracy of details/amendments of the Deputy Municipal Managers, Process Managers and Msunduzi Project Champions provided in Annexure A of the projects listed, to the Accountant in the Budget Officer.
That all Deputy Municipal Managers provide copies of the Municipal Operating Accounts and business plans for the projects that are listed in Annexure A, where Finance has not received these documents.

That the Deputy Municipal Managers and Managers ensure that the Budget Office is made aware when grant funding is being applied for and that copies of the Municipal Operating Accounts Business Plans and Service Level Agreements are submitted to the Accountant in the Budget Office to ensure that financial monitoring and reporting requirements are met.
That Deputy Municipal Managers ensure their planning for grant funded projects is done timeously to ensure that grant funding is utilized effectively, efficiently and timeously and in terms of the grant.

PROGRESS REPORT ON INTERNAL AUDIT BY THE CHIEF FINANCIAL OFFICER : HOUSING RENTAL STOCK
That the progress made to date regarding the audit report on Housing Rental Stock, as outlined in the report dated 20 May 2014 by the Chief Financial Officer, be NOTED.

FINANCIAL PROCEDURE MANUAL: MUNICIPAL MARKET
That the report dated 10 June 2014 incorporating the recommendations of the Strategic Management Committee in respect of the Financial Policy and Procedure Manual for the Market be NOTED

That the resolution of the Strategic Management Committee meeting held on 9 June in respect of (a) above be NOTED.

AUDITOR GENERAL ACTION PLAN – 2012/2013
That the schedule on the Auditor General Action Plan – 2012/2013 be STOOD DOWN until the next meeting of the Audit Committee and an updated schedule be submitted.

SPECIAL REPORT ON CONSUMER REFUNDS STATUS AND BACKLOG ERADICATION
That the process plan for the payment of consumer refunds, as detailed in the report dated 2 June 2014 by the Chief Financial Officer be NOTED.

That the Revenue Section ensures that going forward the process is maintained in order to avoid regress thereby frustrating customers.

REPORT ON THE REVIEW OF THE INTEGRATED DEVELOPMENT PLAN SCORECARDS, SERVICE DELIVERY AND BUDGET IMPLEMENTATION PLAN (SDBIP) AND OPERATIONAL PLAN (OP) FOR THE 2013/2014 FINANCIAL YEAR[10.4.1]
That the report dated 5 June 2014 by the Manager : Office of the Municipal Manager on the Review of the Integrated Development Plan Scorecards, Service Delivery And Budget Implementation Plan (SDBIP) And Operational Plan (OP) for the 2013/2014 Financial Year be NOTED.

That the recommended amendments (removal and inclusion of Key Performance Indicators) to the Service Delivery and Budget Implementation Plan (SDBIP) and Operational Plan (OP) 2013/2014, as contained in Annexure a to the report dated 3 September 2013 by the Manager : Officer of the Municipal Manager, be NOTED and APPROVED.

That the recommended amendments (removal and inclusion of Key Performance Indicators) to the Integrated Development Plan (IDP) 2013/2014 five-year and one-year scorecards as contained in Annexure B to the report dated 3 September 2013 by the Manager : Office of the Municipal Manager.

That the recommended amendments to indicators that were noted as not being SMART on the SDBIP and OP 2013/2014 as contained in Annexure C to the report dated 3 September 2013 by the Manager : Office of the Municipal Manager, be NOTED and APPROVED.

That the recommended inclusion of Councils three year Capital Plan on the SDBIP 2013/2014 as contained in Annexure D to the report dated 3 September 2013 by the Manager: Office of the Municipal Manager, be NOTED and APPROVED.

That the recommended inclusion of the National Treasury Template and Indicators on the SDBIP 2013/2014 as contained in Annexure E to the report dated 3 September 2013 by the Manager: Office of the Municipal Manager, be NOTED and APPROVED.

That once the amendments referred to above have been effected and submitted to the Full Council for approval an Executive Summary of the current approved Integrated Development Plan (IDP) is published, including the five-year and one-year scorecards.

3RD QUARTERLY REPORT (JANUARY TO MARCH 2014) ON THE 2013/2014 SERVICE DELIVERY AND BUDGET IMPLEMENTATION PLAN (SDBIP) & OPERATIONAL PLAN (OP) QUARTER ENDING MARCH 2014 [10.4.1]
That the 3rd Quarterly Report (January to March 2014) dated 23 April 2014 incorporating the recommendations of the Operational Management Committee on the 2013/2014 Service Delivery and Budget Implementation Plan (SDBIP) & Operational Plan (OP) quarter ending March 2014 be NOTED.

That the 3rd Quarterly Report (January to March 2014) dated 23 April 2014 incorporating the recommendations of the Operational Management Committee on the 2013/2014 Service Delivery and Budget Implementation Plan (SDBIP) & Operational Plan (OP) quarter ending March 2014 be forwarded to the Internal Audit Unit to conduct a performance audit on the reported results.

That all Business Units utilize the report as a management tool to identify early warning signals and apply appropriate corrective measures for the 2013/2014 financial year.

That ED 02 on the SDBIP being reported on by the Office of the Mayor be removed as it has been found that there is already an approved Youth Development Strategy and therefore there was no need to develop a Youth Development Strategy for 2013/2014.

CLASSIFICATION OF CONFIDENTIAL REPORTS
That in future any reports that are classified as confidential, Business Units are to consult with the Accounting Officer and Internal Audit should a report be deemed confidential in nature.

26 AUGUST 2014	**PRESENTATION ON MSUNDUZI ASSET MANAGEMENT : CONDITIONAL ASSESMENTS 2014 BY SMEC (Dasagen Pather)** (a) That the Presentation dated 22 August 2014 on Msunduzi Asset Management: Conditional Assessments 2014 by SMEC be NOTED. (b) That the Chief Financial Officer ensures that item 24 on the spreadsheet appearing on the last page of the presentation, the deadline reflected be amended to read as mid September 2014. (c) That the Chief Financial Officer ensures that all other items on the spreadsheet from item 14 to 23 also be amended to the deadline being mid September 2014 and not end of September 2014.
	ANNUAL FINANCIAL STATEMENTS – 30 JUNE 2014 That the presentation dated 25 August 2014 by the Chief Financial Officer on the Annual Financial Statements – 30 June 2014 be NOTED. That the Chief Financial Officer ensures that a reconciliation pertaining to the discrepancy reflected in the presentation between "R105.1 million decrease debt impairment costs" and the "debt impairment provision which was increased by R9.9 million" is submitted to the next meeting of the Audit Committee. That the Chief Financial Officer ensures that the water and electricity figures in the Annual Financial Statements are rechecked in order to verify the accuracy thereof.
	FINAL INTERNAL AUDIT REPORT ON THE REVIEW OF THE ANNUAL FINANCIAL STATEMENTS FOR THE PERIOD ENDING 30 JUNE 2014 [3.10.1.1] (a) That the report dated 24 August 2014 by the Executive Manager : Internal Audit containing the findings and recommendations on the Annual Financial Statements for the period ending 30 June 2014 and management commitment as outlined in Section B of the attached report be NOTED. (b) That the Chief Financial Officer ensures that the errors on the Annual Financial Statements for the period ending 30 June 2014 as highlighted in section B of the attached report are rectified before they are submitted to the Auditor General. (c) That the Annual Financial Statements for the period ending 30 June 2014 be APPROVED, subject to the corrections as highlighted in this report as well as those indentified by the Audit Committee.
	ANNUAL PERFORMANCE REPORT 2013/2014 – INCLUDING ANNEXURE 1 SERVICE DELIVERY AND BUDGET IMPLEMENTATION PLAN (SDBIP) AND ANNEXURE 2 OPERATION PLAN 12/13 (OP) [4.7] That the report dated 26 August 2014 by the Manager: Office of the Municipal Manager on the Annual Performance Report 2013/2014 be NOTED. That the Annual Performance report is submitted to the Auditor General on 29 August 2014 by the Office of the Municipal Manager. That the Executive Manager : Internal Audit ensures that a high level review is performed on the Annual Performance Report and submitted to Committee members before 29 August 2014.
	RISK MANAGEMENT STRATEGY INCORPORATED INTO THE PERFORMANCE AGREEMENTS AND/OR WORK PLANS OF THE DEPUTY MUNICIPAL MANAGERS The item be removed as it was dealt with.
	LISTINGS OF THE IT AUDIT, PROCEDURES AND STRATEGIES The item be removed as it was dealt with.
	AUDIT COMMITTEE RESOLUTIONS SCHEDULE
	INTERNAL AUDIT REPORT ON AUDIT ON CONDITIONAL GRANTS AND INVESTMENTS [3.10.1.1] That the Chief Financial Officer ensures that the applications for rollovers should be submitted by the end of August and that the rollover schedules should accompany the Annual Financial Statements on 31 August, annually. – IN PROGRESS. It was reported that this matter indicated in (b) above would be communicated to all departments and the deadline would be 15 July 2014 for submission thereof. – 24 June 2014 The Chief Financial Officer indicated that by Friday (29 August 2014) all issues pertaining to these items would be compliant by 29 August 2014. – 26 August 2014.

FINAL INTERNAL AUDIT REPORT ON THE APPLICATION CONTROL REVIEW ON THE PAYDAY SYSTEM [3.10.1.1]
It was reported that the Finance Business Unit is sharing the PAYDAY system with Corporate Services Business Unit – (This item was dealt with in conjunction with the item on Overtime : Security Management)

That the respective Deputy Municipal Managers ensure that they submit brief reports on the implementation of findings with regards to the PAYDAY system by the next meeting of the Audit Committee.

It was reported that a report was submitted to the Strategic Management Committee and would be submitted to the next Audit Committee – 26 August 2014.

MONTHLY REPORT (AUGUST 2013) : SECTION 66 OF THE MUNICIPAL FINANCE MANAGEMENT ACT NO. 56 OF 2003 [3.7.P]
That the Chief Financial Officer ensures that future reports of this nature be enhanced to include employee numbers by the next meeting of the Audit Committee. – NO PROGRESS

That the Chief Financial Officer ensures that the report should include the number of employees that exceeded the maximum overtime hours allowed and the names of the departments which exceeded the maximum overtime hours allowed by the next meeting of the Audit Committee. – NO PROGRESS

That the Chief Financial Officer should ensure that a summary on the variances of overtime should be included by the next meeting of the Audit Committee. – NO PROGRESS.

That the Chief Financial Officer ensures that the comparisons and trends from prior financial year's expenditure and income should be included in the reporting processes by the next meeting of the Audit Committee. – NO PROGRESS

That the Chief Financial Officer provides more detailed information on housing benefits allowances in future reports by the next meeting of the Audit Committee. – NO PROGRESS
That the Chief Financial Officer would incorporate all the issues raised by the Audit Committee and report back to the next Audit Committee.

MONTHLY REPORT (AUGUST 2013): SECTION 71 OF THE MUNICIPAL FINANCE MANAGEMENT ACT NO. 56 OF 2003 [3.7.P]
That the Chief Financial Officer ensures that the Debtors Age Analysis is updated in terms of providing comparatives as at 30 June 2013 and the progression reflected from year to year by the next meeting of the Audit Committee. – NO PROGRESS

That the Chief Financial Officer ensures that an Income Statement and a Balance Sheet is reflected in future reporting by the next meeting of the Audit Committee. –NO PROGRESS

That the Chief Financial Officer ensures that an analysis of the collection rate should be reflected on the monthly reporting by the next meeting of the Audit Committee. – NO PROGRESS

That the Chief Financial Officer ensures that depreciation should be reflected on the monthly schedules of reporting by the next meeting of the Audit Committee. – NO PROGRESS

It was indicated that the income statement and balance sheet referred to in (b) above be presented in the third quarter.

It was reported that depreciation referred to in (d) above be reflected in the next quarter.

FOURTH REPORT ON THE MARKET CONSULTING ACTIVITY BY THE INTERNAL AUDIT UNIT [3.10.1.1]
It was reported that in respect of (a) below the Finance Business Unit was providing support to the market with regard to financial oversight.

That the Deputy Municipal Manager : Economic Development in consultation with the Chief Financial Officer ensures that the item on the Fourth Report on the Market Consulting Activity by the Internal Audit Unit be referred back to the Strategic Management Committee taking into account the review of the organogram, the reporting structures at the Market and Financial Services oversight of the Market, in order to ensure improvement is sustained and the vacancies are filled as a matter of urgency. – NO REPORT WAS PRESENTED AND THE MATTER REMAINS OUTSTANDING

The Chief Financial Officer reported that more effort was required in terms of working together as two units as it was a challenge. She indicated that they were still working towards dual reporting for this item together with the Deputy Municipal Manager: Economic Development – 26 August 2014

ACQUIRING OF NEW FINANCIAL MANAGEMENT SYSTEM
It was reported that the business mapping process has commenced and is in progress. – IN PROGRESS

REPORT ON THE PROGRESS OF THE REVIEW OF THE 2013/2014 INTEGRATED DEVELOPMENT PLAN (IDP), SERVICE DELIVERY AND BUDGET IMPLEMENTATION PLAN (SDBIP) AND OPERATIONAL PLAN (OP) AS PER THE RECOMMENDATIONS OF INTERNAL AUDIT [10.4.1]
That the Auditor General should review Performance Management to ensure that it is aligned and in compliance with the SMART principles, which should be addressed during the mid year review period; it being noted that the relevant documentation should be made available for the Auditor General to review, and in mid January 2014 the Auditor General should be in a position to provide feedback herein. – IN PROGRESS

It was reported that the Auditor General had conducted the interim audit and results were being awaited. The Auditor General reported that the results were submitted to management for comment but a technical issue was involved - Auditor General

PROGRESS REPORT ON THE TOP TEN RISKS IN MSUNDUZI MUNICIPALITY
It was reported that 2 sites were being acquired for burials. One site was an existing cemetery and the other site was on the way to Richmond and a Geotec assessment was being undertaken on the land to ensure that it was appropriate. It was indicated that resolutions were taken for both processes to be undertaken and completed. – (A report on all issues would be submitted to the next meeting of the Audit Committee)

Parks and Recreation (Pools) – That with regards to the installation of turnstiles budgetary constraints existed. Lifeguards would also have to be employed and trained in order to ensure that controls are adhered to.- IN PROGRESS

Parks and Recreation (Cemeteries) – It was reported that this matter was considered socio-political. Hollingwood was identified as a cemetery site, however due to objections arising from Sobantu, the acquisition of the site was held in abeyance. Currently burials are being done on the road reserves in the Mountainrise area. Should Hollingwood land be released then within a month, operations could commence in terms of burials.-IN PROGRESS

AUDIT ON REVENUE MANAGEMENT
That the Chief Financial Officer also request for the copy of the updated valuation roll in order to link properties to their respective owners and the correct meters for the purposes of billing the correct individuals for the consumption of water and electricity. – NO PROGRESS

That it be NOTED that should the process of the meter issue not be resolved by 28 February 2014, the matter be handed over to the Municipal Manager for a strategic decision to be taken thereafter. – NO PROGRESS

CONFIDENTIAL: NOT FOR PUBLICATION
WATER DEBT WRITE-OFF [3.3.2.3.1]
That the Executive Manager : Internal Audit undertakes a high level review on the Water Debt write – offs and submits a report to the next meeting of the Audit Committee.

The Executive Manager: Internal Audit indicated that the information required was not being received by the Internal Audit Unit from Finance

PROGRESS REPORTS FROM RISK MANAGEMENT COMMITTEE
That reports from the Risk Management Committee be submitted to the Audit Committee for progress updates on an ongoing basis.

The Executive Manager: Internal Audit indicated that a report would be submitted to the next Audit Committee meeting.

PROGRESS REPORT ON THE INTERNAL AUDIT FUNCTION FOR THE MONTH OF MARCH 2014 [3.10.1.1]
That the Manager: Office of the Municipal Manager : looks into the matter between Internal Audit and the Chief Financial Officer, pertaining to Finance claiming that Internal Audit Unit submitted an incorrect report. – IN PROGRESS : REPORT TO BE SUBMITTED TO THE NEXT MEETING OF THE AUDIT COMMITTEE AS THERE WAS A DELAY IN RECEIVING RESPONSES FROM THE BUSINESS UNITS.

That the Deputy Municipal Manager : Corporate Services ensures that the relevant manager responsible for tracking of reports submits a report to the next Audit Committee, as per request from Councillor Tarr. - COMPLETED

That the Manager: Office of the Municipal Manager ensures that the Senior Manager: Auditor General is invited to the Strategic Management Committee every 2 weeks, and closer to September/October she be invited to the meeting every week. - NOTED

INTERNAL AUDIT REPORT ON THE FOLLOW-UP AUDIT ON ASSET MANAGEMENT
That the Chief Financial Officer ensures that all Asset polices are reviewed accordingly on an annual basis. – IN PROGRESS

IMPLEMENTATION OF PHASE 2 OF THE COMBINED ASSURANCE MODEL
That the Executive Manager : Internal Audit ensures that a matrix is drafted indicating the Audit reports that have been dealt with by various committees, and where in the process the report is contained; it being noted that Ethekwini Municipality be consulted and a report be circulated to all members on the outcome of the process undertaken. – IN PROGRESS, REPORT TO BE SUBMITTED TO THE NEXT MEETING OF THE AUDIT COMMITTEE

INTERNAL AUDIT REPORT ON SECTION 71 QUARTER 3
That the item on Internal Audit Report on Section 71 Quarter 3 be STOOD DOWN pending adequate management comments taking into consideration the number and seriousness of issues, the Finance Business Unit must ensure that in the last quarter the same issues do not appear and must be addressed in the last report if the issues are valid. – NO PROGRESS.

MONTHLY REPORT (APRIL 2014) : SECTION 71 OF THE MUNICIPAL FINANCE MANAGEMENT ACT NO. 56 OF 2003 [3.7.P]
That the Chief Financial Officer ensures that the Income Statement and Balance Sheet be included in the future monthly reporting and is submitted to the next meeting of the Audit Committee. – NO PROGRESS

That the Chief Financial Officer ensures that the Cash Flow for the last quarter is reflected in the next monthly report. – NO PROGRESS

That the Chief Financial Officer ensures that a plan be put into place in order to improve the collection rate; it being noted that trends in this regard should be reflected in the monthly reports.- NO PROGRESS

That with regards to the collection rate, one month should not be shown in isolation. – NO PRGRESS

That prior actuals and current actuals in relation to the budget should be reflected. – NO PROGRESS

That actuals for 2014 was missing and should have been reflected in the report. – NO PROGRESS

That the Chief Financial Officer ensures that seasonal changes are taken in account during the budget – NOTED.

That the Audit Committee prepares a report to the Municipal Manager pertaining to the Audit Committee outlining the setbacks experienced with various issues presented and relevant outstanding matters. – NO PROGRESS

That prior to the next Audit Committee meeting the Audit Committee members meet with the Municipal Manager to discuss issues which are not addressed and attended to. – NO PROGRESS

MONTHLY REPORT: MARCH 2014 : SECTION 66 AND 52 OF THE MUNICIPAL FINANCE MANAGEMENT ACT NO 56 OF 2003 [3.7.P]
That the Audit Committee members prepare and submit a report to the Municipal Manager outlining all the outstanding issues and the setbacks experienced with various issues; it being noted that a meeting also be held with the Municipal Manager prior to the next meeting to discuss the issues not being attended to. – NO PROGRESS

INTERNAL AUDIT REPORT ON CONSUMER REFUNDS
That the report dated 11 June 2014 in respect of Internal Audit Report on Consumer Refunds regarding the steps taken to discipline employees that were involved with consumer refunds be NOTED; it being noted that the Chief Financial Officer reconsider the matter and report to the next meeting where systems should be put in place for control purposes.- NO PROGRESS

FINANCIAL MANAGEMENT SYSTEM AND BUSINESS PROCESS MAPPING PROGRESS REPORT AS AT 5 JUNE 2014 [2.2.3.2.4]
That the Chief Financial Officer ensures that a clear project plan and budget be submitted to the next Audit Committee meeting to enable the Audit Committee to analyse current processes and status of the project – COMPLETED- ITEM WAS DEALT WITH ON THE AGENDA.

FINANCIAL OFFICER : HOUSING RENTAL STOCK [14.1.2.2]
That no progress report was received from the Deputy Municipal Manager: Economic Development on Housing Rental Stock and hence a report was awaited. – NO PROGRESS

That the Chief Financial Officer in consultation with the Deputy Municipal Manager : Economic Development ensures that regular progress reports in terms of rentals and details pertaining occupation is submitted to the next Audit Committee meeting. – THE MUNICIPAL MANAGER IS REQUIRED TO FOLLOW UP WITH THE DEPUTY MUNICIPAL MANAGER: ECONOMIC DEVELOPMENT PERTAINING TO THE ITEM.

CLASSIFICATION OF CONFIDENTIAL REPORTS
That in future any reports that are classified as confidential, Business Units are to consult with the Accounting Officer and Internal Audit should a report be deemed confidential in nature. – IN PROGRESS

COMMENT BY AUDITOR GENERAL
The Senior Manager: Auditor General of South Africa (Ms B Kemp) indicated that certain audit queries were not submitted in its completeness and more information was required. A list of all these incomplete issues was submitted to management.

The Chairperson assured her that all loose ends regarding queries would be submitted to the Auditor General by the 15 September 2014.

Ms B Kemp further stated that the challenge was that with the Annual Financial Statements being submitted and other issues not being fully complete, might bring about material changes in the Annual Financial Statements.
NOTED

PRESENTATIONS
Deputy Municipal Manager: Economic Development.
AUDIT ON HOUSING RENTAL
(This item was dealt with in conjunction with item 9.11 of the agenda dated 24 June 2014 from the CFO, however a further presentation was required by the Deputy Municipal Manager : Economic Development) – A further report by the Chief Financial Officer was contained in CCC 123 of 2014.

Deputy Municipal Manager: Community Services
That the Presentation by the Deputy Municipal Manager : Community Services on the Audit on Waste Management be STOOD DOWN until the next meeting of the Audit Committee.

INTERNAL AUDIT REPORTS
PROGRESS REPORT ON INTERNAL AUDIT FUNCTION FOR THE MONTH OF MAY 2014 [3.10.1.1]
That the report dated 26 June 2014 incorporating the recommendations of the Operational Management Committee on the activities of the Internal Audit Business Unit for the Month of May 2014 be NOTED.

PROGRESS REPORT ON INTERNAL AUDIT FUNCTION FOR THE MONTH OF JUNE 2014 [3.10.1.1]
That the report dated 25 July 2014 incorporating the recommendations of the Operational Management Committee on the activities of the Internal Audit Business Unit for the Month of June 2014 be NOTED.

PROGRESS REPORT ON INTERNAL AUDIT FUNCTION FOR THE MONTH OF JULY 2014 [3.10.1.1]
That the report dated 8 August 2014 by the Executive Manager: Internal Audit on the activities of the Internal Audit Business Unit for the Month of July 2014 be NOTED.

FINAL INTERNAL AUDIT REPORT ON CONSUMER REFUNDS FOR THE PERIOD: APRIL 2014 [3.10.1.1]
EXECUTIVE COMMITTEE
That the improvement in the system of internal control in respect of Consumer Refund process be NOTED and the Manager: Consolidated Billing and Process Manager: Income be commended for working timelessly with the Internal Audit Unit to turn around this critical area.
That having noted improvement in the system of internal control, there is still a room for more improvement which will ensure that all consumer refunds processed should be supported with adequate supporting documentation and that sufficient reviews are done.

That the refund form be reviewed to include ward number and physical address that the application relate to as per the request of the Financial Services Portfolio Committee.
That the Process Manager: Income compiles a list of all alterations required to update the system and submit them to the System Controllers for update.

That in instances where the system is not configured to record certain critical information, manual record on the refund form and statement be made and signed as evidence of review and approval by the Process Manager: Income.

That the findings, management comments, and recommendations made in the final internal audit report on Consumer Refunds for the period April 2014.

That implementation of recommendations as contained in the report be monitored through progress reports to the Strategic Management Committee and the Audit Committee.

FINAL INTERNAL AUDIT REPORT ON MUNICIPAL FORESTRY [3.10.1.1]
That the Chief Financial Officer ensures that the latest Annual Financial Statements of NCT is perused and should any issues be raised, it be noted that they be addressed accordingly.

(a) That the implementation of the agreed action plan as contained in the report be monitored through progress reports to the Strategic Management Committee and the Audit Committee.

(b) That there is a properly structured board to manage the municipal forestry.

(c) That there is properly structured finance governance, which includes budgeting, budget approval, financial reporting and risk management (profitability).

(d) That adequate security measures are implemented to safeguard timber stock.

(e) That plantation roads are adequately repaired and maintained.

(f) That NCT be instructed to use trucks with on board weighing system.

(g) That the Municipality and NCT enter into an agreement that can pass constitutional requirements and other municipal legislative framework that encompasses the rights and obligations and deliverables of the contracting parties.

(h) That the procurement process followed be in with section 217 of the Constitution and Municipal Supply Chain related regulatory frameworks (system which is fair, equitable, transparent, competitive and cost effective).

(i) That the Msunduzi Municipal Council hold the board responsible for running the forestry and accountable for any losses incurred.

(j) That NCT manages the municipal assets in accordance with the Msunduzi Municipality's Asset Management Policy and also in accordance with the GRAP standards.

(k) That NCT implements effective records management and timely financial management reporting.

(l) That the Deputy Municipal Manager: Economic Development manages the performance of the board and NCT in managing forestry.

FINAL INTERNAL AUDIT REPORT ON ELECTRICITY CONSUMER TARIFF ADJUSTMENTS [3.10.1.1]
That implementation of the agreed action plan as contained in the report be monitored through progress reports to the Strategic Management Committee and the Audit Committee.

FINAL INTERNAL AUDIT REPORT ON THE FOLLOW-UP ON AUDITOR-GENERAL ICT GENERAL CONTROLS REPORT [3.10.1.1]
That the Municipal Manager in consultation with the Deputy Municipal Manager : Corporate Services ensures that interim measures be put into place in order to avoid any disaster of from occurring pertaining the ICT system in the Municipality, it being noted that a disaster management plan for ICT is still to be implemented.

That the overall audit opinion on the overall system of internal control around ICT General Controls, viz. that the design of controls is partially adequate and partially effective, as detailed in the report dated 13 August 2014 by the Executive Manager: Internal Audit, be NOTED.

(b) That the Management comments in relation to the Disaster Recovery Plan that is not in place but will be implemented in 2014/2015 at Havelock Road, with no specific date provided, be NOTED.

(c) That the Deputy Municipal Manager: Corporate Services instruct the Process Manager: ICT to implement the Disaster Recovery Plan no later than 31 October 2014 to reduce a risk that is catastrophic.

(d) That the implementation of the agreed action plan as contained in the report by the Executive Manager: Internal Audit be monitored through progress reports to the Strategic Management Committee and Audit Committee.

FINAL INTERNAL AUDIT REPORT ON THE AUDIT OF PAYOFFICE [3.10.1.1]
That the findings in the Internal Audit Report on the Audit of the Pay Office dated 13 August 2014 by the Executive Manager: Internal Audit be NOTED.

(b) That the overall audit opinion on the overall system of internal control around Pay Office, viz. that the design of controls is adequate, however they are partially effective, be NOTED.

(c) That the Deputy Municipal Manager: Financial Services institute disciplinary proceedings against the relevant senior manager for failure to implement the recommendations of the initial, as well as follow-up, audits at the Pay Office in 2012 and 2014 respectively, which he had previously acknowledged thereof, as this is dereliction of duty.

(d) That the Deputy Municipal Manager: Corporate Services prioritise the development of a Human Resource Planning/ Strategy dealing with the loss of the institutional knowledge and experience especially amongst engineers, with input from all Business Units, which will assist with high turnover of staff and non-filling of vacancies.

(e) That the implementation of the agreed action plan as contained in the report by the Executive Manager: Internal Audit be monitored through progress reports to the Strategic Management Committee and Audit Committee.

REPORTS SUBMISSION PROCEDURE THROUGH RELEVANT STRUCUTURES [3.10.1.1]
That the report dated 22 August 2014 by the Deputy Municipal Manager : Corporate Services on the Reports Submission Procedure Through Relevant Structures be NOTED, as required on the outstanding matters report dated 8 August 2014 , item 16 (b), Internal Audit Function for the Month of March 2014.

AUDIT REMEDIATION CARRIED OUT: PAYDAY HR AND PAYROLL SYSTEM [4.3.2]
That the report dated 20 August 2014 incorporating the recommendations of the Strategic Management Committee in respect of Audit Remediation contained in the Audit Report with Reference No. IAU 16/2012/13 be NOTED.

ACQUISITION OF THE FINANCIAL MANAGEMENT SYSTEM [2.2.3.2.4]
That the report dated 20 August 2014 incorporating the recommendations of the Strategic Management Committee on the Acquisition of the Financial Management System be NOTED.
That the resolutions of the Strategic Management Committee meeting held on 19 August 2014 in respect of (a) above be NOTED.

That the Chief Financial Officer submits an updated breakdown of figures to the Audit Committee in terms of the shortfall amount which may be required to purchase the system.
That the Chief Financial Officer should ensure that the business processes be reviewed and there should be compliance of the Financial Management System with SCOA; it being noted that a report be submitted to the next Audit Committee meeting.

FRUITLESS AND WASTEFUL EXPENDITURE [3.7.1 (2013/2014)]
That the report dated 25 July 2014 incorporating the recommendations of the Strategic Management Committee be NOTED.

(b) That the status of the interest for Eskom for May 2014 be NOTED.

The following items were STOOD DOWN and would be dealt with at the next Audit Committee meeting.

MONTHLY REPORT (JUNE 2014) SECTION 71 OF THE MUNICIPAL FINANCE MANAGEMENT ACTNO 56 OF 2003 (MFMA) [3.7.P] :

MONTHLY REPORT (MAY 2014) – SECTION 66 OF THE MUNICIPAL FINANCE MANAGEMENT ACT NO. 56 OF 2003 (MFMA) [3.7.P] – EXPENDITURE ON STAFF BENEFITS: Report dated 6 August 2014 by the Chief Financial Officer.

MONTHLY REPORT (JUNE 2014) – SECTION 66 OF THE MUNICIPAL FINANCE MANAGEMENT ACT NO 56 OF 2003 [3.7.P] –EXPENDITURE ON STAFF BENEFITS: Report dated 6 August 2014 by the Chief Financial Officer.

SECTION 71 AND SECTION 52 (D) OF THE MUNICIPAL FINANCE MANAGEMENT ACT NO 56 OF 2003 [3.10.1.1] : Report dated 5 June 2014 by the Executive Manager : Internal Audit (Page 1 of CC No 254 of 2014)

DISCONNECTIONS AND RECONNECTIONS MAY 2014 [3.3.1.2] : Report dated 25 July 2014 incorporating the recommendations of the Strategic Management Committee.

UNSPENT BALANCES OF CONDITIONAL GRANTS AS AT 30 JUNE 2014 AS PER PROMIS EXPENDITURE SYSTEM ON 24 JULY 2014 [3.4.5]: Report dated 5 August 2014 incorporating the recommendations of the Strategic Management Committee.
METER READING STATISTICS: JUNE 2014 2014 [3.3.1.2]: Report dated 25 July 2014 incorporating the recommendations of the Strategic Management Committee

MONTHLY CASH FLOW REPORT AND INVESTMENT REGISTER: 1 JUNE TO 30 JUNE 2014 [3.7.1 (2013/2014)]: Report dated 25 July incorporating the recommendations of the Strategic Management Committee.

METER READING STATISTICS: JUNE 2014 2014 [3.3.1.2]: Report dated 25 July 2014 incorporating the recommendations of the Strategic Management Committee.

MEDIUM TERM REVENUE AND EXPENDITURE FRAMEWORK (MTREF) 2014-15 MISALLOCATION OF BUDGET FOR GRANT FUNDING [3.4.5] : Report dated 5 August 2014 incorporating the recommendations of the Strategic Management Committee.

AUDIT ACTION PLAN – 2012/2013 Audit as at 30 June 2014
DEBTORS AGE ANALYSIS AS AT 31 MAY 2014 [3.7.1(2014/2015)] :Report dated 25 July 2014 incorporating the recommendations of the Strategic Management Committee.

2014/2015 FINANCIAL YEAR PROPOSED PROCUREMENT [3.7.1(2014/2015)] ; Report dated 25 July 2014 incorporating the recommendations of the Strategic Management Committee.

CONFIDENTIAL: NOT FOR PUBLICATION

CONFIRMATION OF CONFIDENTIAL MINUTES: Minutes of the meeting held on 24 June 2014. [Kindly refer to CCo01

CONFIDENTIAL: NOT FOR PUBLICATION

IMPLEMENTATION OF THE MUNICIPAL REGULATION ON FINANCIAL MISCONDUCT PROCEDURES AND CRIMINAL PROCEEDINGS [3.10.1.1]: Report dated 24 July 2014 incorporating the recommendations of the Strategic Management Committee.

	CONFIDENTIAL: NOT FOR PUBLICATION FINAL INTERNAL AUDIT REPORT ON THE REVIEW OF CAPACITY AT MANAGEMENT LEVEL: FINANCIAL SERVICES BUSINESS UNIT [3.10.1.1]: Report dated 14 August 2014 by the Executive Manager : Internal Audit **CONFIDENTIAL: NOT FOR PUBLICATION** RESPONSES TO MATTERS RAISED BY THE MCCCCC AND PRELIMINARY FOLLOW-UP INVESTIGATION [3.10.1.1]: Report dated 5 August 2014 incorporating the recommendations of the Strategic Management Committee. **CONFIDENTIAL: NOT FOR PUBLICATION** FORENSIC INVESTIGATION INTO THEFT OF COPPER SHEETS AT CITY HALL [3.10.1.1]: Report dated 20 June 2014 by the Executive Manager: Internal Audit **CONFIDENTIAL: NOT FOR PUBLICATION** APPLICATION FOR THE WRITE-OFF OF IRREGULAR EXPENDITURE FOR THE YEAR ENDED 30 JUNE 2013 AND 2013/2014 FINANCIAL YEAR [3.1.1 (2013/2014)]: Report dated 30 July 2014 incorporating the recommendations of the Strategic Management Committee **CONFIDENTIAL: NOT FOR PUBLICATION** HOUSING RENTAL [3.3.1.3.1]: Report dated 24 July incorporating the recommendations of the Strategic Management Committee. **CONFIDENTIAL: NOT FOR PUBLICATION** FORENSIC INVESTIGATION INTO ALLEGED GROSS IRREGULARITIES AT CUSTOMER SERVICES IN FINANCE BUSINESS UNIT [3.10.1.1]: Report dated 20 June 2014 by the Executive Manager: Internal Audit **CONFIDENTIAL: NOT FOR PUBLICATION** AUDIT ON LEAVE BALANCES AS AT 31 AUGUST 2012 [4.3.3] : Report dated 20 August 2014 incorporating the recommendations of the Strategic Management Committee.
14 OCTOBER 2014	**INTERNAL AUDIT REPORT ON AUDIT ON CONDITIONAL GRANTS AND INVESTMENTS** That the item be removed as it was dealt with.
	FINAL INTERNAL AUDIT REPORT ON THE APPLICATION CONTROL REVIEW ON THE PAYDAY SYSTEM (a) That the respective Deputy Municipal Managers ensure that they submit brief reports on the implementation of findings with regards to the PAYDAY system by the next meeting of the Audit Committee. It was reported that there was no progress pertaining to this item and there the item remains on the resolutions schedule
	MONTHLY REPORT (AUGUST 2013) : SECTION 66 OF THE MUNICIPAL FINANCE MANAGEMENT ACT NO. 56 OF 2003 (It was reported that this item would be dealt with in conjunction with items 9.1., 9.2. and 9.3. of the agenda) (a) That the Chief Financial Officer ensures that future reports of this nature be enhanced to include employee numbers by the next meeting of the Audit Committee. – COMPLETED (b) That the Chief Financial Officer ensures that the report should include the number of employees that exceeded the maximum overtime hours allowed and the names of the departments which exceeded the maximum overtime hours allowed by the next meeting of the Audit Committee. – COMPLETED (c) That the Chief Financial Officer should ensure that a summary on the variances of overtime should be included by the next meeting of the Audit Committee. – COMPLETED. (d) That the Chief Financial Officer ensures that the comparisons and trends from prior financial year's expenditure and income should be included in the reporting processes by the next meeting of the Audit Committee. – COMPLETED (e) That the Chief Financial Officer provides more detailed information on housing benefits allowances in future reports by the next meeting of the Audit Committee. – COMPLETED (f) That the Chief Financial Officer would incorporate all the issues raised by the Audit Committee and report back to the next Audit Committee. – COMPLETED It was reported that all issues reflected above were addressed in the Monthly reports for May and June 2014 and August 2014. –

MONTHLY REPORT (AUGUST 2013): SECTION 71 OF THE MUNICIPAL FINANCE MANAGEMENT ACT NO. 56 OF 2003(It was reported that this item would be dealt with in conjunction with item 9.1, 9.2 and 9.3 of the agenda)
(a) That the Chief Financial Officer ensures that the Debtors Age Analysis is updated in terms of providing comparatives as at 30 June 2013 and the progression reflected from year to year by the next meeting of the Audit Committee. – COMPLETED

(b) That the Chief Financial Officer ensures that an Income Statement and a Balance Sheet is reflected in future reporting by the next meeting of the Audit Committee. – COMPLETED

(c) That the Chief Financial Officer ensures that an analysis of the collection rate should be reflected on the monthly reporting by the next meeting of the Audit Committee. – COMPLETED

(d) That the Chief Financial Officer ensures that depreciation should be reflected on the monthly schedules of reporting by the next meeting of the Audit Committee. – COMPLETED

(e) It was indicated that the income statement and balance sheet referred to in (b) above be presented in the third quarter.- COMPLETED

It was reported that depreciation referred to in (d) above be reflected in the next quarter. - COMPLETED It was reported that all issues reflected above were addressed in the Monthly reports for May and June 2014 and August 2014. –

FOURTH REPORT ON THE MARKET CONSULTING ACTIVITY BY THE INTERNAL AUDIT UNIT
This item was dealt with in conjunction with item 15 of the agenda (Page 102 of CCC 136 of 2014) - COMPLETED

ACQUIRING OF NEW FINANCIAL MANAGEMENT SYSTEM It was reported that this item would be dealt with in conjunction with the PRESENTATION ON BUSINESS PROCESS MODELING –
It was reported that the business mapping process has commenced and is in progress. – PRESENATION ON BUSINESS PROCESS MODELING COMPLETED

REPORT ON THE PROGRESS OF THE REVIEW OF THE 2013/2014 INTEGRATED DEVELOPMENT PLAN (IDP), SERVICE DELIVERY AND BUDGET IMPLEMENTATION PLAN (SDBIP) AND OPERATIONAL PLAN (OP) AS PER THE RECOMMENDATIONS OF INTERNAL AUDIT
That the Auditor General should review Performance Management to ensure that it is aligned and in compliance with the SMART principles, which should be addressed during the mid year review period; it being noted that the relevant documentation should be made available for the Auditor General to review, and in mid January 2014 the Auditor General should be in a position to provide feedback herein. – IN PROGRESS

It was reported that this item be REMOVED as the matter was dealt with by the Auditor General. –

PROGRESS REPORT ON THE TOP TEN RISKS IN MSUNDUZI MUNICIPALITY
It was reported that the item was dealt with and should be removed.

AUDIT ON REVENUE MANAGEMENT
That the Chief Financial Officer also request for the copy of the updated valuation roll in order to link properties to their respective owners and the correct meters for the purposes of billing the correct individuals for the consumption of water and electricity. – IN PROGRESS

That it be NOTED that should the process of the meter issue not be resolved by 28 February 2014, the matter be handed over to the Municipal Manager for a strategic decision to be taken thereafter. – IN PROGRESS

REPORT ON THE ANTI-FRAUD AND ANTICORRUPTION POLICY, WHISTLEBLOWING POLICY AND ANTI-FRAUD AND CORRUPTION STRATEGY
That the Executive Manager : Internal Audit ensures that a matrix of all tasks and responsibilities of the Risk Management Committee should be updated and submitted to the next meeting of the Audit Committee. It was reported that the Executive Manager: Internal Audit would submit a report to the Executive Committee on Thursday (24 October 2014

CONFIDENTIAL: NOT FOR PUBLICATION
WATER DEBT WRITE-OFF
That the Executive Manager : Internal Audit undertakes a high level review on the Water Debt write – offs and submits a report to the next meeting of the Audit Committee. The Executive Manager: Internal Audit indicated that a report would be submitted through the relevant process for consideration

PROGRESS REPORTS FROM RISK MANAGEMENT COMMITTEE
That reports from the Risk Management Committee be submitted to the Audit Committee for progress updates on an ongoing basis. The Executive Manager: Internal Audit indicated that a report would be submitted to the next Audit Committee meeting. It was further reported that the Risk Management Committee had met last year only and that the Municipal Manager was to discuss outside of the meeting with the Internal Audit Manager on a way forward in this regard –

INTERNAL AUDIT REPORT ON THE FOLLOW-UP AUDIT ON ASSET MANAGEMENT
That the Chief Financial Officer ensures that all Asset polices are reviewed accordingly on an annual basis. – IN PROGRESS It was reported this item remains on the agenda until it is dealt with accordingly as the review is only done in May –

IMPLEMENTATION OF PHASE 2 OF THE COMBINED ASSURANCE MODEL
That the Executive Manager : Internal Audit ensures that a matrix is drafted indicating the Audit reports that have been dealt with by various committees, and where in the process the report is contained; it being noted that Ethekwini Municipality be consulted and a report be circulated to all members on the outcome of the process undertaken. – IN PROGRESS, REPORT TO BE SUBMITTED TO THE NEXT MEETING OF THE AUDIT COMMITTEE

It was reported that Ethekwini Municipality had not applied the Combined Assurance Model to their processes. Therefore the City Of Cape Town is being approached to checked if they applied the Combined Assurance Model of reporting.

INTERNAL AUDIT REPORT ON SECTION 71 QUARTER 3
That the item on Internal Audit Report on Section 71 Quarter 3 be STOOD DOWN pending adequate management comments taking into consideration the number and seriousness of issues, the Finance Business Unit must ensure that in the last quarter the same issues do not appear and must be addressed in the last report if the issues are valid. – NO PROGRESS.It was reported that the item be removed.

MONTHLY REPORT (APRIL 2014) : SECTION 71 OF THE MUNICIPAL FINANCE MANAGEMENT ACT NO. 56 OF 2003
That the item on Internal Audit Report on Section 71 Quarter 3 be STOOD DOWN pending adequate management comments taking into consideration the number and seriousness of issues, the Finance Business Unit must ensure that in the last quarter the same issues do not appear and must be addressed in the last report if the issues are valid. – NO PROGRESS. It was reported that the item be removed.

MONTHLY REPORT (APRIL 2014) : SECTION 71 OF THE MUNICIPAL FINANCE MANAGEMENT ACT NO. 56 OF 2003
(a) That the Chief Financial Officer ensures that the Income Statement and Balance Sheet be included in the future monthly reporting and is submitted to the next meeting of the Audit Committee. – IN PROGRESS

(b) That the Chief Financial Officer ensures that the Cash Flow for the last quarter is reflected in the next monthly report. – IN PROGRESS

(c) That the Chief Financial Officer ensures that a plan be put into place in order to improve the collection rate; it being noted that trends in this regard should be reflected in the monthly reports.- IN PROGRESS

(d) That with regards to the collection rate, one month should not be shown in isolation. – IN PROGRESS

(e) That prior actuals and current actuals in relation to the budget should be reflected. – IN PROGRESS

(f) That actuals for 2014 was missing and should have been reflected in the report. – IN PROGRESS

(g) That the Chief Financial Officer ensures that seasonal changes are taken in account during the budget – NOTED.

(h) That the Audit Committee prepares a report to the Municipal Manager pertaining to the Audit Committee outlining the setbacks experienced with various issues presented and relevant outstanding matters. – IN PROGRESS

(i) That prior to the next Audit Committee meeting the Audit Committee members meet with the Municipal Manager to discuss issues which are not addressed and attended to. – IN PROGRESS

It was reported that all issues reflected above were addressed in the Monthly reports for May and June 2014 and August 2014.

MONTHLY REPORT: MARCH 2014 : SECTION 66 AND 52 OF THE MUNICIPAL FINANCE MANAGEMENT ACT NO 56 OF 2003
That the Audit Committee members prepare and submit a report to the Municipal Manager outlining all the outstanding issues and the setbacks experienced with various issues; it being noted that a meeting also be held with the Municipal Manager prior to the next meeting to discuss the issues not being attended to. – IN PROGRESS It was reported that all issues reflected above were addressed in the Monthly reports for May and June 2014 and August 2014.

INTERNAL AUDIT REPORT ON CONSUMER REFUNDS
That the report dated 11 June 2014 in respect of Internal Audit Report on Consumer Refunds regarding the steps taken to discipline employees that were involved with consumer refunds be NOTED; it being noted that the Chief Financial Officer reconsider the matter and report to the next meeting where systems should be put in place for control purposes.- IN PROGRESSIt was reported that a progress report be submitted to the next meeting of the Audit Committee

FINANCIAL MANAGEMENT SYSTEM AND BUSINESS PROCESS MAPPING PROGRESS REPORT AS AT 5 JUNE 2014
That the Chief Financial Officer ensures that a clear project plan and budget be submitted to the next Audit Committee meeting to enable the Audit Committee to analyse current processes and status of the project – COMPLETED- ITEM WAS DEALT WITH ON THE AGENDA.

FINANCIAL OFFICER: HOUSING RENTAL STOCK
(a) That no progress report was received from the Deputy Municipal Manager: Economic Development on Housing Rental Stock and hence a report was awaited. – IN PROGRESS – PRESENTATION WAS CONDUCTED BY RADHA GOUNDEN (HOUSING) IN THIS REGARD ON 14 OCTOBER 2014- See Item 8 below

That the Chief Financial Officer in consultation with the Deputy Municipal Manager : Economic Development ensures that regular progress reports in terms of rentals and details pertaining occupation is submitted to the next Audit Committee meeting. – The matter was raised with the Deputy Municipal Manager: Economic Development by the Municipal Manager and a presentation was conducted at the Strategic Management Committee and Executive Committee in respect of this matter.

CLASSIFICATION OF CONFIDENTIAL REPORTS

That in future any reports that are classified as confidential, Business Units are to consult with the Accounting Officer and Internal Audit should a report be deemed confidential in nature. – COMPLETED - REMOVED

OUTSTANDING MATTERS- RESPONSES TO BE OBTAINED FROM DEPARTMENTS BEFORE THE AUDIT COMMITTEE AGENDA IS DISTRIBUTED - NOTED

PRESENTATION OF HOUSING RENTAL STOCK
That the DMM : Economic Development ensures that a Turnaround report on the Rental Housing Stock to be submitted by December 2014 and the Final report to be submitted to the Audit Committee by February 2015.

PRESENTATION ON BUSINESS PROCESS MODELING
That the Presentation on Business Process Mapping Modeling by Mr D Ngwenya from Ngubane and Company be NOTED.

PRESENTATION ON REVENUE – ESTIMATED CONSUMPTIONS
That the Presentation by Mr S Nxumalo (Process Manager: Expenditure) on the Revenue – Estimated Consumptions, be NOTED.

PRESENTATION: AUDIT ON WASTE MANAGEMENT
That the Presentation: Audit on Waste Management by Mr M Zuma (Process Manager: Community Development be NOTED, subject to a further completed presentation to be conducted and a further report from the Internal Audit Unit at the next meeting of the Audit Committee.

INTERNAL AUDIT UNIT
FINAL INTERNAL AUDIT REPORT ON TRADE PAYABLES FOR THE RUN OF 15 AUGUST 2014
(a) That the findings, management comments and recommendations made in the final Internal Audit Report on Trade Payables for the run of 15 August 2014, be NOTED.

(b) That the implementation and recommendations as contained in the report referred to in (a) above be monitored through progress reports to the Strategic Management and Audit Committee.

FINAL INTERNAL AUDIT REPORT ON TRADE PAYABLES FOR THE RUN OF 30 AUGUST 2014
(a) That the findings, management comments and recommendations made in the final Internal Audit Report on Trade Payables for the run of 30 August 2014, be NOTED.

(b) That the implementation and recommendations as contained in the report referred to in (a) above be monitored through progress reports to the Strategic Management and Audit Committee.

PROGRESS REPORT ON THE TOP TEN RISKS IN THE MSUNDUZI MUNICIPALITY
That the report dated 14 October 2014 incorporating the recommendations of the Strategic Management Committee on the progress made in the implementation of the Risk Management Strategy against the top ten risks within the Municipality be NOTED.

AUDIT ON THE SERVICE DELIVERY AND BUDGET IMPLEMENTATION PLAN (SDBIP)
That the report by the Executive Manager: Internal Audit on the Audit on the Service Delivery and Budget Implementation Plan (SDBIP) be STOOD DOWN until the next Audit Committee meeting pending a report being submitted to the meeting.

FINANCIAL REPORTING
MONTHLY REPORT SECTION 71 OF THE MUNICIPAL FINANCE MANAGEMENT ACT NO.56 OF 2003 – MAY 2014
That the report dated 19 August 2014 by the Chief Financial Officer on the Monthly Report Section 71 Of The Municipal Finance Management Act No.56 Of 2003 – May 2014 be NOTED

MONTHLY REPORT SECTION 71 AND SECTION 52 (D) OF THE MUNICIPAL FINANCE MANAGEMENT ACT NO 56 OF 2003 – JUNE 2014
That the report dated 20 August 2014 incorporating the recommendations of the Strategic Management Committee on the Monthly Report Section 71 and Section 52 (d) Of The Municipal Finance Management Act No.56 Of 2003 – June 2014 be NOTED.

MONTHLY REPORT SECTION 71 OF THE MUNICIPAL FINANCE MANAGEMENT ACT NO.56 OF 2003 – AUGUST 2014
That the report dated 8 October 2014 by the Chief Financial Officer on the Monthly Report Section 71 Of The Municipal Finance Management Act No.56 Of 2003 – August 2014 be NOTED.

MONTHLY REPORT (JUNE 2014) SECTION 66 OF THE MUNICIPAL FINANCE MANAGEMENT ACT NO 56 OF 2003
That the report dated 6 August 2014 by the Chief Financial Officer on the Section 66 Of The Municipal Finance Management Act No 56 Of 2003 – June 2014 be NOTED.

MONTHLY REPORT SECTION 66 OF THE MUNICIPAL FINANCE MANAGEMENT ACT NO 56 OF 2003-EXPENDITURE ON STAFF BENEFITS MONTHLY REPORT – AUGUST 2014
That the report dated 8 October 2014 by the Chief Financial Officer on the Section 66 Of The Municipal Finance Management Act No 56 Of 2003 – Expenditure on Staff Benefits Monthly report - August 2014 be NOTED.

DISCONNECTIONS AND RECONNECTIONS MAY 2014
That the report dated 25 July incorporating the recommendations of the Strategic Management Committee in respect of Disconnections and Reconnections May 2014 be NOTED.

MONTHLY CASH FLOW REPORT AND INVESTMENT REGISTER: 1 JUNE TO 30 JUNE 2014
That the report dated 25 July 2014 incorporating the recommendations of the Strategic Management Committee be STOOD DOWN.

METER READING STATISTICS: JUNE 2014
That the report dated 25 July 2014 incorporating the recommendations of the Strategic Management Committee in respect of the Meter Reading Statistics for June 2014 be NOTED.

MEDIUM TERM REVENUE AND EXPENDITURE FRAMEWORK (MTREF) 2014/15 MISALLOCATION OF BUDGET FOR GRANT FUNDING
That it be NOTED that approval be granted be the budget reallocation of grant funding from Provincial Treasury in the amount of R30 948 000, as detailed in the report dated 30 July 2014 by the Deputy Municipal Manager : Financial Services.

2014/2015 FINANCIAL YEAR PROPOSED PROCUREMENT PLAN
That it be NOTED that the Proposed Msunduzi Municipality Supply Chain Management Procurement Plan for the 2014/2015 financial Year Demand Management be APPROVED.

DEBTORS AGE ANALYSIS AS AT 31 MAY 2014 [3.7.1 (2014/2015)]
That the report dated 25 July 2014 incorporating the recommendations of the Strategic Management Committee on the Debtors age Analysis be NOTED.

AUDIT ACTION PLAN – 2012/2013
That the Audit Schedule as at 30 June 2014 by the Chief Financial Officer on the Audit Action Plan – 2012/2013 be NOTED.

OFFICE OF THE MUNICIPAL MANAGER
4TH QUARTERLY AND ANNUAL REPORT ON THE 2013/2014 SERVICE DELIVERY AND BUDGET IMPLEMENTATION PLAN (SDBIP) AND OPERATIONAL PLAN (OP) – FINANCIAL YEAR ENDING JUNE 2014
That the report dated 25 July 2014 incorporating the recommendations of the Operational Management Committee on the 4th Quarterly and Annual Report on the 2013/2014 Service Delivery and Budget Implementation Plan (SDBIP) And Operational Plan (OP) – Financial Year Ending June 2014 be STOOD DOWN until the next meeting of the Audit Committee.

AUDITOR GENERAL MATTERS
UPDATE ON AUDITOR GENERAL MATTERS - NOTED.

CONFIDENTIAL: NOT FOR PUBLICATION
FINAL INTERNAL AUDIT REPORT ON CONSUMER REFUNDS FOR THE PERIOD MAY 2014
(a) That the findings, management comments and recommendations made in the Final Internal Audit Report on Consumer Refunds for the period May 2014 in the report dated 27 August 2014 by the Executive Manager: Internal Audit be NOTED.

(b) That the implementation of the recommendations as contained in the report referred to in (a) above be monitored through progress reports to the Strategic Management and Audit Committees.

CONFIDENTIAL: NOT FOR PUBLICATION
FINAL INTERNAL AUDIT REPORT ON CONSUMER REFUNDS FOR THE PERIOD JUNE 2014
(a) That the findings, management comments and recommendations made in the Final Internal Audit Report on Consumer Refunds for the period June 2014 in the report dated 27 August 2014 by the Executive Manager: Internal Audit be NOTED.

(b) That the implementation of the recommendations as contained in the report referred to in (a) above be monitored through progress reports to the Strategic Management and Audit Committees.

CONFIDENTIAL: NOT FOR PUBLICATION
FINAL INTERNAL AUDIT REPORT ON FRESH PRODUCE MARKET
(a) That it be NOTED that the progress in addressing the identified weaknesses in the system of internal control around the Fresh Produce Market, as detailed in the report dated August 2014 by the Executive Manager: Internal Audit.

(b) That the implementation of the agreed plan as contained in the report referred to in (a) above be monitored through progress reports to the Strategic Management and Audit Committees.

CONFIDENTIAL: NOT FOR PUBLICATION
FINAL FOLLOW UP AUDIT ON REVENUE MANAGEMENT
(a) That it be NOED that the progress in addressing the identified weaknesses in the system of internal control around Revenue Management, as detailed in the report dated 27 August 2014 by the Executive Manager: Internal Audit is inadequate.

(b) That the implementation of the agreed action plan as contained in the report referred to in (a) above be monitored through progress reports to the Strategic Management and Audit Committees.

CONFIDENTIAL: NOT FOR PUBLICATION
AUDIT OF METER READING STATISTICS
The report was not circulated in view of the item being STOOD DOWN. - NOTED

CONFIDENTIAL: NOT FOR PUBLICATION
IMPLEMENTATION OF THE MUNICIPAL REGULATION ON FINANCIAL MISCONDUCT PROCEDURES AND CRIMINAL PROCEEDINGS
(a) That the report dated 24 July 2014 incorporating the recommendations of the Strategic Management Committee in respect of the Implementation of the Municipal Regulations on Financial Misconduct Procedures and Criminal Proceedings be NOTED.

(b) That the Audit Committee member, Ms Nica Gevers, be appointed to the Disciplinary Board in view of her experience in these matters.

(c) That the head of Legal Services be appointed to the Disciplinary Board.

(d) That the Executive Manager: Internal Audit be appointed to the Disciplinary Board.

(e) That the involvement of a representative of the National Treasury should not be considered as National Treasury would be required to intervene and play an oversight role in financial matters and any matter that is incidental thereto, and instead an Audit Committee member of the municipality with legal background to be appointed to the Disciplinary Board to enhance independence.

(f) That an Audit Committee member, Ms NZ Kuzwayo of the municipality with legal background be appointed as Chairperson of the Disciplinary Board.

(g) That in the case where the Executive Manager : Internal Audit is implicated in the financial misconduct, the Disciplinary Board must identify and recommend a senior manager to be co-opted who is not conflicted on the matter, to be appointed by the Municipal Council.

(h) That the Executive Manager: Internal Audit, in consultation with the Deputy Municipal Manager: Corporate Services refer the matter to the Local Labour Forum for information.

CONFIDENTIAL: NOT FOR PUBLICATION
FINAL INTERNAL AUDIT REPORT ON THE REVIEW OF CAPACITY AT MANAGEMENT LEVEL: FINANCIAL SERVICES BUSINESS UNIT
(a) That the findings of the report dated 14 August 2014 by the Executive Manager : Internal Audit on the Review of the Capacity at Management Level at Financial Services Business Unit be NOTED.

(b) That it be noted that these assessments have dealt with issues of a sensitive, personal and private nature and whilst their resolution is of critical importance to the organisation, the results of these assessments must be dealt with on an individual basis and in a constructive and sensitive manner within the context of working towards the creation of a renewed Financial Services Business Unit.

(c) That the following interventions be considered, viz.

(i) GRAP training: It is considered imperative that all Financial staff, specifically those in managerial positions, undergo rigorous GRAP training.

(ii) Organisational Structure Alignment: Review the proposed 2013 organisational structure to ensure that it has been designed in such a way so as to effectively provide optimal support to the Municipality's strategic objectives and challenges.

(iii) Capacity and Capability Alignment: Ensure the correct posts, both in quality and number, have been established and defined in terms of "key result areas", required competencies and performance outputs/outcomes; and ensure the inter-relationships and inter-dependencies between positions and have been accurately established.

Job Evaluation and Grading: Evaluate and Grade posts established and part of this process should be standardisation and upgrading of all Job Descriptions.

(iv) Selection and Appointment: Select and appoint staff in terms of the newly established job competency requirements.

(d) That the implementation of the recommended solutions in (c) above be monitored through progress reports to the Strategic Management Committee and Audit Committee.

CONFIDENTIAL: NOT FOR PUBLICATION
RESPONSES TO MATTERS RAISED BY THE MCCCCC AND PRELIMINARY FOLLOW-UP INVESTIGATION
(a) That the report dated 5 August 2014 by the Executive Manager: Internal Audit in respect of the preliminary follow-up investigation regarding the Cremators be NOTED.

(b) That the matters referred to in the report dated 31 July 2014 by the Executive Manager :Internal Audit on the Cremators be referred to the Head : Supply Chain Management Unit and to enlist the services of an outside legal firm with a view to dealing with the following :

(i) Apply clause 12 of the Standard conditions of the Contract, relating to the penalties for later deliveries for the breaches in contract.

(ii) Invoke Clause 16.0 of the Specifications by charging penalties amounting to R2 500 per calendar day for failure to complete work in its entirety with the specified time.

(iii) Appoint a new supplier to restart the process of the supply, delivery, installation, commissioning and maintaining of the two cremators for the Mountainrise Crematorium as per Clause 12 of the Standard Conditions of the Contract.

(iv) Recover costs incurred in vain from the supplier and sue for damages for the impairment of image by the Municipality.

(c) That a formal response to the issues raised by the MCCCCC be prepared by the Deputy Municipal Manager : Community Services, in consultation with the Office of the Municipal Manager, for submission to the MCCCCC not later than Thursday, 7 August 2014 as per the arrangement at the meeting of 30 July 2014.

(d) That the Municipal Manager and the Mayor address the MCCCCC on the remedial steps taken to address their concerns.

CONFIDENTIAL: NOT FOR PUBLICATION
FORENSIC INVESTIGATION INTO THEFT OF COPPER SHEETS AT CITY HALL
a) That disciplinary action be instituted against Mr Sibusiso Wiseman Cebekhulu in terms of Schedule 2 of the Municipal Systems , Act 32 of 2000 (as amended), Code of Conduct for Municipal Staff Members in terms of:-

i. General Conduct – Section 2 (d) in that he did not act in the best interest of the Municipality and such way that credibility and integrity of the municipality are not compromised.

ii. Commitment to serving the public interest – Section 3(c) in that he did not promote and seek to implement the basic values and principles of public administration described on section 195(1) of the Constitution, by promoting and maintaining high standard of professional ethics;

iii. Council Property – Section 9 in that as staff member if the Msunduzi Municipality he took acquired asset owned, controlled or managed by the Municipality to which he had no right.

b) That there should be a standing instruction regarding the searching of people entering and leaving the premises of the Municipality.

c) That the Municipality should consider outsourcing security of the City Council as it has been done with other municipal premises in the town and that the surveillance cameras that being installed at the City Hall should be monitored to ensure that they are functional at all time and suspicious incidents are investigated on real time;

d) That the security officials should perform regular patrols within the premises to ensure that the municipal assets are well protected.

e) That security officials should always ensure that a security register is signed by everyone entering or leaving the premises to ensure that municipal employees and assets are protected at all times; and

f) That effective supervision of Security Officers should be conducted by a senior official of the Municipality on a routine basis.

CONFIDENTIAL: NOT FOR PUBLICATION
FORENSIC INVESTIGATION INTO GROSS IRREGULARITIES AT CUSTOMER SERVICES IN FINANCE BUSINESS UNIT
(a) That the report dated 26 August 2014 incorporating the recommendations of the Financial Services Portfolio Committee on Forensic Investigation into alleged gross irregularities at Customer Services in Finance Business Unit, be NOTED.

(b) That the resolution of the Strategic Management Committee meeting held on 23 June 2014 in respect of the report referred to in (a) above, be NOTED.

CONFIDENTIAL: NOT FOR PUBLICATION
APPLICATION FOR THE WRITE-OFF OF IRREGULAR EXPENDITURE FOR THE YEAR ENDED 30 JUNE 2013 AND 2013/2014 FINANCIAL YEAR
(a) That the irregular expenditure of R28 494 042.23 incurred in the 2012/2013 financial year and R267 956 840.77 incurred in the 2013/2014 financial year be regularised and written off as irrecoverable in terms of section 32 (2) of the Municipal Finance Management Act of 2003.

(b) That in terms of Section 32 (4) of the Municipal Finance Management Act of 2003, the MEC for Corporate Governance and Traditional Affairs and the Auditor General be advised in writing of the irregular expenditure incurred amounting to R28 494 042.23 as disclosed in the consolidated Financial Statements for the financial year ended in 30 June 2013 and irregular expenditure amounting to R267 956 840.77 incurred in the 2013/2014 financial year.

(c) That the MEC : Cooperative Governance and Traditional Affairs and the Auditor-General be informed of the remedial action the municipality will engage to avoid irregular expenditure in the future.

(d) That going forward, corrective measures will be implemented to avoid the irregular expenditure in the future.

CONFIDENTIAL: NOT FOR PUBLICATION
HOUSING RENTAL
(a) That the Housing Rental Report dated 6 August 2014 by the Deputy Municipal Manager: Financial Services be NOTED.

(b) That the Deputy Municipal Manager: Corporate Services and the Deputy Municipal Manager : Economic Development provide the required feedback in order to enable the full process to be accelerated.

CONFIDENTIAL: NOT FOR PUBLICATION
AUDIT ON LEAVE BALANCES AS AT 31 AUGUST 2012
That the report dated 20 August 2014 incorporating the recommendations of the Strategic Management Committee on the Audit on Leave Balances as at 31 August 2012 be WITHDRAWN.

02 DECEMBER 2014	**ASSET MANAGEMENT: CONDITIONAL ASSESSMENTS 2014 BY SMEC .** That the report dated 1 December 2014 by the Chief Financial Officer on Asset Management be NOTED.
	FINAL INTERNAL AUDIT REPORT ON THE APPLICATION CONTROL REVIEW ON THE PAYDAY SYSTEM (a) That the respective Deputy Municipal Managers ensure that they submit brief reports on the implementation of findings with regards to the PAYDAY system by the next meeting of the Audit Committee. It was reported that the Municipal Manager should follow up on this item with the relevant Deputy Municipal Managers and he assured Committee that he would take this up with the Managers at the Strategic Management Committee. It was reported that there was no progress pertaining to this item and the item remains on the resolutions schedule– 2 December 2014.
	FOURTH REPORT ON THE MARKET CONSULTING ACTIVITY BY THE INTERNAL AUDIT UNIT That the progress in respect of the feedback by the Deputy Municipal Manager: Economic Development on the Consulting Activity of the Market be NOTED.
	AUDIT ON REVENUE MANAGEMENT (i) Reconciliations between Promis Roll in Finance and Metval Roll in Valuations (ii) That the Chief Financial Officer also request for the copy of the updated valuation roll in order to link properties to their respective owners and the correct meters for the purposes of billing the correct individuals for the consumption of water and electricity. – IN PROGRESS (iii) That it be NOTED that should the process of the meter issue not be resolved by 28 February 2014, the matter be handed over to the Municipal Manager for a strategic decision to be taken thereafter. – IN PROGRESS (iv) That the Chief Financial Officer ensures that a detailed report be submitted to the next Audit Committee meeting once the relevant reconciliations in this regard are completed. (v) That the report dated 28 November 2014 incorporating the recommendations of the Strategic Management Committee in respect of Reconciliations between Promis Roll in Finance and Metval Roll in Valuations be NOTED. (vi) That the resolutions of the Strategic Management Committee meeting held on 1 December 2014 in respect of (d) above be NOTED.
	CONFIDENTIAL: NOT FOR PUBLICATION **WATER DEBT WRITE-OFF** Noted.
	PROGRESS REPORTS FROM RISK MANAGEMENT COMMITTEE That reports from the Risk Management Committee be submitted to the Audit Committee for progress updates on an ongoing basis. It was reported by the Executive Manager: Internal Audit that there was no progress and a report would be submitted to the next Audit Committee meeting in this regard. The Risk Management Committee was established and ongoing reports from this Committee would be submitted to the Audit Committee – Matter Closed
	IMPLEMENTATION OF PHASE 2 OF THE COMBINED ASSURANCE MODEL That the Executive Manager : Internal Audit ensures that a matrix is drafted indicating the Audit reports that have been dealt with by various committees, and where in the process the report is contained; it being noted that Ethekwini Municipality be consulted and a report be circulated to all members on the outcome of the process undertaken. – IN PROGRESS, REPORT TO BE SUBMITTED TO THE NEXT MEETING OF THE AUDIT COMMITTEE It was reported that Ethekwini Municipality had not applied the Combined Assurance Model to their processes. Therefore the City Of Cape Town is being approached to check if they applied the Combined Assurance Model of reporting. – 2 December 2014
	INTERNAL AUDIT REPORT ON CONSUMER REFUNDS That the report dated 11 June 2014 in respect of Internal Audit Report on Consumer Refunds regarding the steps taken to discipline employees that were involved with consumer refunds be NOTED; it being noted that the Chief Financial Officer reconsider the matter and report to the next meeting where systems should be put in place for control purposes.- IN PROGRESS. It was reported that a progress report be submitted to the next meeting of the Audit Committee– 2 December 2014

FINANCIAL OFFICER: HOUSING RENTAL STOCK
(a)That the Chief Financial Officer in consultation with the Deputy Municipal Manager : Economic Development ensures that regular progress reports in terms of rentals and details pertaining occupation is submitted to the next Audit Committee meeting. – 24 February 2015.

(b) That the Deputy Municipal Manager : Economic Development ensures that a Turnaround report on the Rental Housing Stock to be submitted by December 2014 and the Final report to be submitted to the Audit Committee by February 2015.

(c) That the report on Rental Housing stock Progress Report on Arrears dated 1 December 2014 be NOTED.

(d) That the Deputy Municipal Manager : Economic Development and the Deputy Municipal Manager : Financial Services ensures that an execution plan reflecting the dates and responsibilities in terms of the progress of the collection of arrears for rental housing stock should be submitted to the Audit by March 2015 for implementation thereof.

PRESENTATIONS
DMM: ECONOMIC DEVELOPMENT
Housing Rental Stock - NOTED

DMM : COMMUNITY SERVICES
Audit on Waste Management - NOTED

INTERNAL AUDIT UNIT
PROGRESS REPORT ON INTERNAL AUDIT FUNCTION FOR THE MONTH OF AUGUST , SEPTEMBER, OCTOBER 2014 - NOTED

FINAL INTERNAL AUDIT REPORT ON TRADE PAYABLES FOR THE RUN OF 30 OCTOBER 2014
(a) That the findings, management comments and recommendations made in the Final Internal Audit Report on Trade Payables for the Run of 30 October 2014 be NOTED.

(b) That it be considered for disciplinary action to be instituted for those who continually contravene the Supply Chain Management regulations when undertaking the procurement process

(c) That implementation of the recommendations as contained in the report through progress reports to the Strategic Management Committee and Audit Committee be monitored.

FINAL INTERNAL AUDIT REPORT ON AUDIT ON CONDITIONAL GRANTS AND INVESTMENTS
(a) That the findings contained in the report dated 20 November 2014 incorporating the recommendations of the Strategic Management Committee in respect of the Conditional Grants and Investments be NOTED as they might be a reflection of ineffective project management.

(b) That the implication of the low spending of Conditional Grants in relation to service delivery be NOTED WITH CONCERN.

(c) That the Deputy Municipal Manager : Financial Services should develop and implement a policy providing guidance to the Business Units which receives both conditional and unconditional grants and council funding for infrastructure assets to ensure the following, viz.

a. The planning process is aligned with the budget process;

b. That the Procurement Plan is prepared in line with the draft budget;

c. All project specifications are prepared by 31 May annually and approved by the Accounting Officer;

d. Supply Chain Management advertisements to be placed in newspapers within 7 days of the approval of the specifications; and

e. The evaluation and adjudication of bids by the Bid Evaluation Committee (BEC) and the Bid Adjudication Committee (BAC) to take place by 31 July annually.

(d) That the Accounting Officer implements effective performance management at Project Champion, Process Management and Deputy Municipal Manager levels and if performance is poor implement the poor performance mechanism.

(e) That the Accounting Officer take drastic remedial action in terms of the disciplinary procedures against the Deputy Municipal Managers that have not provided copies of the Municipal Operating Accounts (MOA's) and business plans to the Budget Accountant (R Padayachee) as finance has indicated that it is faced with major challenges despite numerous requests via the monthly grant reports for the Deputy Municipal Managers and Process Managers to provide copies of Municipal Operating Accounts (MOA's) and business plans and this has not been forthcoming.

(f) That the measures referred to in (c) above be included in the Performance Agreements and Performance Plans and that any poor performance be addressed with urgency it deserves

(g) That the Accounting Officer takes drastic remedial action to address the poor spending on Housing Settlement Funding, in particular being one of the municipal areas that has a high shortage of housing and many informal settlements in the province.

FINANCIAL REPORTING

MONTHLY REPORT (SEPTEMBER 2014) SECTION 71 OF THE MUNICIPAL FINANCE MANAGEMENT ACT NO.56 OF 2003 (MFMA) – MAY 2014 - NOTED

MONTHLY REPORT (SEPTEMBER 2014) SECTION 66 OF THE MUNICIPAL FINANCE MANAGEMENT ACT NO 56 OF 2003 MFMA - NOTED

DISCONNECTIONS AND RECONNECTIONS SEPTEMBER 2014 – STOOD DOWN

UNSPENT BALANCES OF CONDITIONAL GRANTS AS AT 30 SEPTEMBER 2014 - NOTED

MONTHLY CASH FLOW REPORT AND INVESTMENT REGISTER – 1ST TO 31ST OCTOBER 2014 - NOTED

(a) That the Chief Financial Officer ensures that once the policy for investments is reviewed a copy thereof should be submitted to the Audit Committee for perusal.

DEBTORS AGE ANALYSIS AS AT 31 OCTOBER 2014 - WITHDRAWN
METER READING TASK TEAM STATUS AS AT 30 JUNE 2014 - WITHDRAWN

OFFICE OF THE DMM: CORPORATE SERVICES
That the Rules of Order By- laws, as amended and attached to the report dated 28 October 2014 by the Deputy Municipal Manager : Corporate Services be APPROVED for advertisement and further comment as required by legislation, prior to promulgation as a By-Law.

MANAGER: MARKETING AND COMMUNICATIONS
That the report dated 7 October 2014 incorporating the recommendations of the Strategic Management Committee on the Report On The Implementation Findings 1 to 10 of the Final Internal Audit Report on the Call Centre be WITHDRAWN, as it was not an update on the complete report and a further completed report be re-submitted to the Strategic Management Committee prior to it being submitted to the next Audit Committee meeting.

OFFICE OF THE MUNICIPAL MANAGER
ANNUAL PERFORMANCE ASSESSMENT REPORT FOR THE 2013/2014 FINANCIAL YEAR – NOTED

AUDITOR GENERAL MATTERS
AUDIT REPORT – Management Letter
That the reports on the (i) Final Management Report – 30 June 2014 and the(ii) Report of the Auditor General to the KwaZulu Natal Provincial Legislature and Council on the Msunduzi Municipality be NOTED with concerns.

CONFIDENTIAL : NOT FOR PUBLICATION
NOTE BY PROCESS MANAGER: SOUND GOVERNANCE
Due to the strict confidentiality of THESE ITEMS, an extract of the minutes under these items have been given to the Audit Committee members ONLY and a copy filed in the official CONFIDENTIAL records.

CONFIRMATION OF CONFIDENTIAL MINUTES

MATTERS ARISING FROM THE MINUTES OF THE MEETING HELD ON 14 OCTOBER 2014
ITEM 22 OF THE MINUTES - IMPLEMENTATION OF THE MUNICIPAL REGULATION ON FINANCIAL MISCONDUCT PROCEDURES AND CRIMINAL PROCEEDINGS - NOTED.

FORENSIC INVESTIGATION INTO ALLEGED MISUSE OF A MUNICIPAL VEHICLE BY A COUNCILLOR

INTERNAL AUDIT REPORT ON OUTSTANDING MISCONDUCT MATTERS
INTERNAL AUDIT REPORT ON FORENSIC INVESTIGATION INTO ALLEGED BID PROCESS MANIPULATION

INTERNAL AUDIT REPORT ON THE REQUEST FOR THE WITHDRAWAL/ CANCELLATION OF BID NUMBERS E15, E18, E20 & E21 FOR SUPPLY AND DELIVERY OF VARIOUS ELECTRICITY EQUIPMENT

INTERNAL AUDIT REPORT ON THE FORESIC INVESTIGATION INTO ALLEGED IRREGULARITIES AT WANDERERS CRICKET CLUB

FINAL INTERNAL AUDIT REPORT ON JAILBREAK PAYMENT VOUCHER

INTERNAL AUDIT QUARTERLY REPORT ON THE WHISTLE BLOWING HOTLINE : 01 JULY 2014 TO 30 SEPTEMBER 2014

CREDITORS AGE ANALYSIS AS AT 30 SEPTEMBER 2014

PROGRESS ON THE ANTI-FRAUD AND CORRUPTION STRATEGY: MATRIX OF TASKS AND RESPONSIBILITIES

FINAL INTERNAL AUDIT REPORT ON THE FOLLOW-UP AUDIT ON THE APPLICATION CONTROLS REVIEW ON THE FRESHMARK SYSTEM

FINAL INTERNAL AUDIT REPORT ON AUDIT OF SAFE CITY

FINAL INTERNAL AUDIT REPORT ON INTERNET ACCESS AND USE

FINAL INTERNAL AUDIT REPORT ON AUDIT OF PERFORMANCE INFORMATION: QUARTER TWO FOR 2013/2014

FINAL INTERNAL AUDIT REPORT ON AUDIT OF PERFORMANCE INFORMATION : QUARTER THREE FOR 2013/2014

FINAL INTERNAL AUDIT REPORT ON APPLICATIONS CONTROL REVIEW ON PAYDAY SYSTEM
FINAL INTERNAL AUDIT REPORT ON THE FOLLOW UP AUDIT ON SUPPLY CHAIN MANAGEMENT

REPORT ON THE FINDINGS OF LIFTING EQUIPMENT WITHIN THE MSUNDUZI MUNICIPALITY

FINAL INTERNAL AUDIT REPORT ON TRADE PAYABLES FOR THE RUN OF 30 SEPTEMBER 2014

FINAL INTERNAL AUDIT REPORT ON TRADE PAYABLES FOR THE RUN OF 15 SEPTEMBER 2014 AND 15 OCTOBER 2014

FINAL FOLLOW-UP REPORT ON FLEET MANAGEMENT

FINAL FOLLOW-UP REPORT ON WASTE MANAGEMENT AND LANDFILL SITE

FINAL INTERNAL AUDIT REPORT ON AUDIT OF APRIL TO JUNE 2014 MFMA SECTION 71 FOURTH QUARTER REPORTS OF 2013/2014

FINAL INTERNAL AUDIT REPORT ON THE REVIEW OF THE 2014/2015 SDBIP

FINAL INTERNAL AUDIT REPORT ON REQUEST TO DEVIATE FROM THE CREDIT CONTROL POLICY

FINAL INTERNAL AUDIT REPORT ON THE AUDIT OF METER READING STATISTICS

FINAL INTERNAL AUDIT REPORT ON CONSUMER REFUNDS FOR THE PERIOD JULY 2014

FINAL INTERNAL AUDIT REPORT ON CONSUMER REFUNDS FOR THE PERIOD AUGUST 2014

INTERNAL AUDIT REPORT ON J DONNEL T/A LADUMA SPORT PAYMENT VOUCHER

DATE OF NEXT MEETING - Members were notified that as soon as a date of the meeting is determined they will be informed via the email.

24 FEBRUARY 2015	**MATTERS ARISING SCHEDULE** **VERIFICATION AND CONDITIONAL ASSESSMENT OF INFRASTRUCTURE ASSETS** It was reported that a report should be prepared in terms of what was finalized as per the audit in the current year. The Executive Manager: Internal Audit explained that this project was a three year project and it should be tracked and ensured that the project is finalized within the 2015 financial year. Concern was raised that the report in respect of this matter should not take any longer to prepare and the constraints from the Chief Financial Officer's perspective should be pointed out in a follow up report to the next Audit Committee explaining the reasons for the delay thereof. – 2 December 2014 It was reported that the matter was Outstanding and required feedback to be submitted to the next meeting of the Audit Committee. – 24 February 2015. NOTED.
	AUDIT COMMITTEE RESOLUTIONS SCHEDULE – Report dated 30 January 2015 **FINAL INTERNAL AUDIT REPORT ON THE APPLICATION CONTROL REVIEW ON THE PAYDAY SYSTEM** That the Municipal Manager is tasked with ensuring that the item on Final Internal Report on the Application Control Review on the Payday System be dealt with by the Deputy Municipal Manager: Corporate Services in consultation with the Chief Financial Officer in terms of monitoring and implementation of the resolutions of the initial report submitted by the Executive Manager: Internal Audit.
	FOURTH REPORT ON THE MARKET CONSULTING ACTIVITY BY THE INTERNAL AUDIT UNIT That the progress in respect of the feedback by the Deputy Municipal Manager: Economic Development on the Consulting Activity of the Market be NOTED. – 2 December 2014 The Municipal Manager reported that the Finance Management Supervisor at the Market was sorted out. He explained that the staff structure in the new organogram would not be implemented at the market until the finalization of the staff evaluation process. Once completed this item would be prioritized accordingly in terms of the new organogram, however he also stated that there was no excuse that feedback should not have been submitted to the audit committee for noting – 24 February 2015.
	AUDIT ON REVENUE MANAGEMENT (i) Reconciliations between Promis System in Finance and Metval System in Valuations (a) That the Chief Financial Officer also request for the copy of the updated valuation roll in order to link properties to their respective owners and the correct meters for the purposes of billing the correct individuals for the consumption of water and electricity. – IN PROGRESS (b) That it be NOTED that should the process of the meter issue not be resolved by 28 February 2015, the matter be handed over to the Municipal Manager for a strategic decision to be taken thereafter. – IN PROGRESS (c) That the Chief Financial Officer ensures that a detailed report be submitted to the next Audit Committee meeting once the relevant reconciliations in this regard are completed. (d) That the report dated 28 November 2014 incorporating the recommendations of the Strategic Management Committee in respect of Reconciliations between Promis Roll in Finance and Metval Roll in Valuations be NOTED. (e) That the resolutions of the Strategic Management Committee meeting held on 1 December 2014 in respect of (d) above be NOTED. It was reported that the matter would be discussed outside of the meeting and a report back would be submitted to the next meeting of the Audit Committee – 24 February 2015
	IMPLEMENTATION OF PHASE 2 OF THE COMBINED ASSURANCE MODEL That the Executive Manager : Internal Audit ensures that a matrix is drafted indicating the Audit reports that have been dealt with by various committees, and where in the process the report is contained; it being noted that Ethekwini Municipality be consulted and a report be circulated to all members on the outcome of the process undertaken. – IN PROGRESS, REPORT TO BE SUBMITTED TO THE NEXT MEETING OF THE AUDIT COMMITTEE It was reported that Ethekwini Municipality had not applied the Combined Assurance Model to their processes. Therefore the City Of Cape Town is being approached to check if they applied the Combined Assurance Model of reporting. – 2 December 2014 It was reported by the Executive Manager: Internal Audit that National Treasury would develop a Combined Assurance Model for all Municipalities – Noted – 24 February 2015.
	FINANCIAL OFFICER: HOUSING RENTAL STOCK This item was dealt with in conjunction with item 9.9. of the agenda dated - 24 February 2015- NOTED.

DEPUTY MUNICIPAL MANAGER: COMMUNITY SERVICES
a) Audit on Waste Management

This item be submitted by the Deputy Municipal Manager: Community Services at the next Audit Committee meeting, it being noted that a report and presentation be prepared and submitted to the next meeting of the Audit Committee.

DISCONNECTIONS AND RECONNECTION'S SEPTEMBER 2014
That the report on Disconnections and Reconnection's (September 2014) be STOOD DOWN; it being noted that the Chief Financial Officer to verify whether this item was an Internal Audit Item or a Finance Item.

MONTHLY CASH FLOW REPORT AND INVESTMENT REGISTER – 1ST TO 31ST OCTOBER 2014
That the Chief Financial Officer to review the policy for investments and submit the reviewed report to the next meeting of the Audit Committee; it being noted that the issues highlighted by the Audit Committee be included in the next report.

REPORT ON THE IMPLEMENTATION FINDINGS 1 TO 10 OF THE FINAL INTERNAL AUDIT REPORT ON THE CALL CENTRE
That the report dated 7 October 2014 incorporating the recommendations of the Strategic Management Committee on the report on the Implementation Findings 1 to 10 of the Final Internal Audit Report on the Call Centre be WITHDRAWN, as it was not an update on the complete report and a further completed report be re-submitted to the next Audit Committee meeting.

The Executive Manager: Internal Audit indicated that the audit on the matter was still to be finalized as the status of the call centre had not changed in view if there still be weaknesses with the call centre. Therefore the item should be removed from the outstanding matters as it was being dealt with – 24 February 2015.

CONFIDENTIAL: NOT FOR PUBLICATION
FINAL FOLLOW-UP REPORT ON FLEET MANAGEMENT
RESOLVED TO RECOMMEND TO THE EXECUTIVE COMMITTEE
(a) That the SMC notes the progress in addressing the identified weaknesses in the system of internal control around fleet management is inadequate despite the fact that these issues raised in the 2012/2013 financial year giving an indication that management expended minimal effort in attending to and resolving these issues.

(b) That new pertinent findings (12) have been identified in addition to the previously identified and remaining unresolved findings which require immediate management intervention.

(c) That the SMC instructs the Deputy Municipal Manager : Infrastructure Services (Acting) to submit a comprehensive report detailing the corrective measures implemented to address these findings no later than 9 February 2015 to the SMC meeting and to be presented to the Audit Committee on 24 February 2015.

(d) That the SMC monitors implementation of the agreed action plan as contained in the report through progress reports to the SMC and Audit Committee.

It was reported that this item remains in the outstanding matters schedule – 24 February 2015

FINAL FOLLOW-UP REPORT ON WASTE MANAGEMENT AND LANDFILL SITE
RESOLVED TO RECOMMEND TO THE EXECUTIVE COMMITTEE
(a) That it be noted that the progress in addressing the identified weaknesses in the system of internal control around waste management and the Landfill Site is inadequate despite the fact that these issues were raised in the 2012/2013 financial year giving an indication that management expended minimal effort in attending to and resolving these issues relating to both waste management and Landfill Site.

(b) That new pertinent findings (10) have been identified in addition to the previously identified and remaining unresolved findings which require immediate management intervention.

(c) That the Strategic Management Committee instructs the Deputy Municipal Manager : Community Services and Infrastructure Services (Acting) to submit a comprehensive report detailing the corrective measures implemented to address these findings no later than 9 February 2015 to the SMC meeting to be presented to the Audit Committee meeting on 24 February 2015.

(d) That the SMC monitors the implementation of the agreed action plan as contained in the report through progress reports to the SMC and the Audit Committee.

It was reported that this item remains in the outstanding matters schedule – 24 February 2015

PROGRESS REPORT ON INTERNAL AUDIT FUNCTION FOR THE MONTH OF NOVEMBER 2014
RESOLVED TO RECOMMEND TO THE EXECUTIVE COMMITTEE
(a) That the report dated 18 December 2014 incorporating the recommendations of the Operational Management Committee on the activities of the Internal Audit Business Unit for the month of November 2014, be NOTED.

(b) That the Deputy Municipal Manager: Corporate Services ensures that induction courses are conducted for all new employees joining the Msunduzi Municipality.

(c) That the Deputy Municipal Manager : Corporate Services co-ordinates the Policy workshops with all the Deputy Municipal Managers through an appropriate section in Human Resource Management and Development to ensure that all employees are made aware of the policies of the Msunduzi Municipality.

(d) That the reports on (b) and (c) above be submitted to the Strategic Management Committee for monitoring and oversight.

PROGRESS REPORT ON INTERNAL AUDIT FUNCTION FOR THE MONTH OF DECEMBER 2014
That the Executive Manager: Internal Audit ensures that a report is submitted to the next Audit Committee meeting in respect of the details reflecting how much the Internal Audit Unit will exceed its operational budget,

RESOLVED TO RECOMMEND TO THE EXECUTIVE COMMITTEE
That the report dated 30 January 2015 incorporating the recommendations of the Operational Management Committee on the activities of the Internal Audit Unit for the month of December 2014 be NOTED, and that concerns on the lack of implementation of recommendations and agreed action by management previously audited and reported on, also be NOTED.

FINAL INTERNAL AUDIT REPORT ON MUNICIPAL FINANCE MANAGEMENT ACT S71 REPORT
RESOLVED TO RECOMMEND TO THE
EXECUTIVE COMMITTEE
(a) That the report dated 27 January 2015 incorporating the recommendations of the Strategic Management Committee on the implementation of the agreed action plan as contained in the report dated 15 January 2015 by the Executive Manager: Internal Audit be monitored through progress reports to the Strategic Management Committee and Audit Committee.

(b) That the implementation of the following recommendations be monitored, viz.

(i) Management to adequately review the section 71 report to ensure that it is accurate and complete prior to Council, Provincial and National Treasury submissions.

(ii) Management to provide thorough reviews of the reports to ensure that the information disclosed is valid, accurate and complete and is in compliance with the Municipal Budget and Reporting Regulation guidelines.

(iii) All related votes to be aligned with GRAP requirements to ensure that amounts are correctly allocated in terms of the relevant asset categories.

(iv) Financial Services of the municipality to provide training to the Municipal Entity regarding the Municipal Finance Management Act reporting requirements and also set up internal mechanisms to ensure that the required information is submitted timeously.

(v) Finance Management to review and verify that all future quarterly reports include the Mayor's report and ensure compliance with MFMA s52 (d).

(vi) Fixed Asset reconciliations to be performed and reviewed on a monthly basis in order to identify possible variances and make timely corrections where necessary.

(vii) Depreciation amount from the Fixed Asset Register to be processed in the Income Statement on a monthly basis.

FINAL INTERNAL AUDIT REPORT ON AUDIT OF THE AIRPORT
RESOLVED TO RECOMMEND TO THE EXECUTIVE COMMITTEE
(a) That the agreed action plan to address the system of internal control around the operations and management processes of the airport, as contained in the report dated 21 January 2015 by the Executive Manager : Internal Audit, be monitored through progress reports to the Strategic Management Committee and Audit Committee.

(b) That the implementation of the following recommendations be noted and implemented, viz.
a. All operational manuals to be reviewed on an annual basis (or as and when required) for approval by the SACAA.

b. Emergency exit gates to be clearly indicated as such.

c. All pertinent information required by the Civil Aviation Technical Standards (CATS) is maintained in the recommended format.

d. All Fire Fighters deployed at the airport should be enrolled with an accredited SACAA institution for Continuous Development Programs (CPD) and refresher trainings to be provided at regular intervals with records thereof being adequately maintained.

e. Emergency Operating Centre to be set up in line with the International Civil Aviation Organisation (ICAO) recommended practices.

f. Security personnel to be discouraged from using personal phones during check in proceedings, however, should consider the usage of two-way radios as an alternative method of communication during power outages.

g. The Manager (Acting) is to ensure that Indiza establishes and implements an airport maintenance monitoring system to ensure consistent maintenance of the airport lighting system and other areas as may be necessary.

h. Calibration certificates to be maintained on site at all times.

i. The Manager: Airport (Acting) to investigate the extent of the apparent breach in the agreement and apply corrective measures in terms of section 35 of the same agreement.

j. Indiza to develop a compliance checklist which will be strictly monitored by the Manager: Airport or delegated official on a regular basis.

k. The Manager: Airport (Acting) to monitor compliance of Indiza with the requirements of the agreement on a regular basis through the use of a compliance checklist and other means deemed appropriate.

l. The Deputy Municipal Manager: Economic Development to ensure that the members of the control committee are formally appointed in writing as required by the agreement.

m. The Manager: Airport (Acting) in consultation with Indiza to assess the need of employing another official at the airport to support the Accounting Clerk.

n. Monthly asset counts to be performed by the Accounting Clerk or delegated officials at the airport and discrepancies to be reported to the asset management unit of the municipality.

o. All work performed by the Accounting Clerk to be reviewed by a senior official to ensure the accuracy of invoices.

FINAL INTERNAL AUDIT REPORT ON THE AUDIT OF THE ANNUAL REPORT
RESOLVED TO RECOMMEND TO THE EXECUTIVE COMMITTEE
(a) That implementation of the agreed action plan as contained in the report be monitored through progress reports to the Strategic Management Committee and Audit Committee.

(b) That the implementation of the following recommendations be monitored, viz.

a. That the Deputy Municipal Managers and the Process Managers to strengthen the review processes of the Annual Report and ensure that it contains accurate, valid, relevant and complete information for publishing.

b. That all the necessary amendments be processed in the Annual Report prior to finalization and publishing.

FINAL INTERNAL AUDIT REPORT ON THE AUDIT OF PERFORMANCE INFORMATION QUARTER 4 FOR 2013/2014
RESOLVED TO RECOMMEND TO THE EXECUTIVE COMMITTEE
(a) That implementation of the agreed action plan as contained in the report dated 9 February 2015 by the Executive Manager: Internal Audit be monitored through progress reports to the Strategic Management Committee and Audit Committee.

(b) That the implementation of the following recommendations be monitored, viz.

(i) Performance management section of the municipality to devise a mechanism that will ensure that there is verifiable evidence for all Key Performance Areas (KPA's) on which management is assessed.

(ii) For those Key Performance Areas (KPA's) where it is impractical to set means of verification beforehand, the factors considered to be supporting evidence should be documented and communicated to ensure that the process is fair and transparent.

(iii) Process Managers to ensure that all performance reported is supported with valid, verifiable, relevant and complete documentation and the portfolio of evidence file should be signed as evidence thereof.

(iv) Portfolio of evidence to be adequately cross referenced to the quarterly report in order to verify that the reported performance is adequately supported.

(v) Deputy Municipal Managers to develop a standard system of creating and compiling portfolios of evidence for the reported performance.

(vi) Deputy Municipal Managers to conduct a quality review on reported performance to assess whether the portfolio of evidence supporting the reported performance is valid and completed in a verifiable manner.

(vii) Deputy Municipal Managers to sign off reported performance as evidence of review and acknowledgement and ensure that these Portfolios of Evidence (POE's) are filed accordingly.

(viii) The Municipal Manager to take a dim view of the Deputy Municipal Managers who are not performing their quality control function in order to ensure that the organizational performance management system is fully complied with and apply the necessary disciplinary procedures where necessary.

FINAL FOLLOW - UP AUDIT REPORT OF APPLICATION CONTROLS REVIEW (ACR) ON PROMIS INCOME SYSTEM
That the Process Manager: ICT ensures that the relevant issues as raised in the report are attended to accordingly and a report be submitted to the next meeting of the Audit Committee.

RESOLVED TO RECOMMEND TO THE EXECUTIVE COMMITTEE

(a) That it be NOTED that the progress in addressing the identified weaknesses in the system of internal control around ACR on ProMIS Income is inadequate.

(b) That implementation of the agreed action plan as contained in the report dated 9 February 2015 by Executive Manager: Internal Audit be monitored through progress reports to the Strategic Management Committee and Audit Committee.

(c) That the implementation of the following recommendations be noted and monitored, viz.

(i) Audit trail of user activities on the system to be developed and generated monthly for the review of the Manager: Consolidated Billing,

(ii) Audit trail of all Super User activities to be developed and generated monthly for the review of the Process Manager: Income.

(iii) A formally documented process for the termination of user access from the ProMis Income system to be developed by the Process Manager: Income.

(iv) All terminated users to be deactivated from the ProMIS Income system with immediate effect.

(v) Manager: ProMIS Income to compare the current listing of user ID s on the system to the list of current employees monthly to ensure that termination of user accounts is performed timely.

(vi) Adequately completed user application forms to be completed for all system users and filed accordingly.

(vii) Source document design for the termination of user access from the ProMIS Income system to be developed.

(viii) Process of developing and implementing ProMIS Income procedures to be aligned with the ICT Policy regarding the creation of new users on the system.

(ix) ICT to enable user screen savers with password protection as part of the configuration of user computers to prevent unauthorized access and this is to be activated via the active directory.

(x) ICT Steering Committee to be established and include the Change Advisory Board (CAB) s part of the governance structure for change control.

	(xi) ICT to ensure that the backup SAN is located offsite and the restoration testing of the backup is to be performed at least twice a year to ensure that they can be relied upon for emergency use when necessary. (xii) Service Level Agreement (SLA) to be developed, agreed and signed by all parties and to be used in managing the risk of non- performance by the service provider. (xiii) SLA to include the "right to audit" clause and the Escrow agreement" as deemed necessary by the Municipality.
	FINAL INTERNAL AUDIT REPORT ON THE APPLICATION CONTROLS REVIEW (ACR) ON THE CAMIS SYSTEM (a) That the Process Manager : ICT ensures that feedback on ICT issues as reflected in the report dated 9 February 2015 by the Executive Manager : Internal Audit be submitted to the next meeting of the Audit Committee. (b) That it be noted that should those ICT issues not be addressed from the report dated 9 February 2015 by the Executive Manager: Internal Audit, a strong warning should be handed to the relevant employees responsible for ICT and an indication should be made that there was a lack of performance or no performance in this regard, where disciplinary processes should be implemented. (c) That the Process Manager : ICT ensure that the proper measures and controls should be monitored and implemented in respect of the report dated 9 February 2015 by the Executive Manager : Internal Audit.
	RESOLVED TO RECOMMEND TO THE EXECUTIVE COMMITTEE (a) That it be NOTED that the progress in addressing the identified weaknesses in the system of internal control around ACR on CAMIS system is inadequate. (b) That the implementation of the agreed action plan as contained in the report dated 9 February 2015 by the Executive Manager: Internal Audit be monitored through progress reports to the Strategic Management Committee and Audit Committee. (c) That the implementation of the following recommendations be noted and monitored, viz. (i) Manager: Fleet Management to ensure that a formal process for user account management is adopted; it being noted that ICT already has an existing process for other systems which can also be implemented for CAMIS. (ii) Manager: Fleet Management to ensure that formal monitoring is performed on all user account activities on CAMIS and evidence of review should be maintained. (iii) Follow up procedures to exceptions should be established and reported to management. (iv) Senior Systems Administrator: CAMIS to identify and train an alternative System Administrator of his day to day functions to ensure that operations are not affected adversely by his unavailability/ absence. (v) Manager: Fleet Management to ensure that staff take vacation leave annually and ensure that internal control principles are strictly adhered to. (vi) Manager: Fleet Management to ensure strict adherence to the Municipal ICT policy regarding password construction guidelines. (vii) Manager: Fleet Management to ensure that all job cards are reviewed by the Foreman to ensure accuracy, validity and completeness of recorded information. (viii) Manager: Fleet Management to review job cards on a spot basis and these job cards should be signed as evidence of review thereof. (ix) Daily fuel form to be reviewed by the Manager: Fleet Management prior to updating the records on the CAMIS system to ensure accuracy, validity and completeness of the records maintained on the system. (x) Municipality to consider upgrading to the latest version of the CAMIS software. (xi) Manager: Fleet Management to ensure that the CAMIS software license agreement is up to date, agreed and signed by all parties and should be used to manage risks associated with non-performance by the service provider. (xii) Manager: Fleet Management to ensure that the said agreement clarifies the expectations of the client and that of the municipality, such as roles and responsibilities of the contractor and the Municipality and the expected end results. (xiii) The said agreement to include the “right to audit” clause and the Escrow agreement.

FINAL FOLLOW-UP AUDIT REPORT ON HOUSING RENTAL STOCK
That the Deputy Municipal Manager: Economic Development ensures that the report dated 18 February 2015 incorporating the recommendations of the Strategic Management Committee is linked to the next report detailing the full explanation and reflections of rental status and activities of each flat, where all the current resolutions be incorporated into that report and one report be developed incorporating all the information be submitted to the next meeting of the Audit Committee.

RESOLVED TO RECOMMEND TO THE EXECUTIVE COMMITTEE

(a) That it be NOTED that the progress in addressing the identified weaknesses in the system of internal control around Housing Rental Stock is inadequate.

(b)That the implementation of the agreed action plan as contained in the report dated 9 February 2015 be monitored through progress reports to the Strategic Management Committee and Audit Committee.

(c) That the implementation of the following recommendations be noted and monitored, viz.

(i) The delegation of authority allocated to the Manager: Housing Administration should be revised to separate incompatible functions.

(ii) All leases and Deeds of Sale should be signed by the Deputy Municipal Manager: Economic Development as evidence of reviews.

(iii) Tenancy database to be maintained in an electronic format.

(iv) An assessment of the condition of rental stock should be performed on an annual basis or upon termination of occupancy by the tenants. Evidence of the assessment performed should be maintained on tenancy file.

(v) Checklist of maintenance work conducted on rental stock should be reviewed by the Manager: Housing Administration and signed as evidence thereof.

(vi) A reconciliation between tenant listing be maintained by the Housing Administration Unit and that maintained by the Billing Section to be prepared monthly and signed as evidence of review by the Senior Manager: Human Settlement and the Process Manager: Income.

(vii) A checklist of mandatory tenancy supporting documents to be developed for strict adherence.

(viii) Tenancy database should contain accurate, valid and complete records.

(ix) Senior Manager: Human Settlement to ensure that the rental stock listing is accurate, valid and complete and that vacant properties are allocated according to the waiting list.

(x) To develop procedures to be followed in an eviction process.

(xi) Billing system should be configured to reject invalid ID numbers

(xii) A separate bank account for rental housing stock should be developed as per the requirements of the Housing Act 107 of 1997.

(xiii) Exception report of masterfile amendments on the Billing System to be generated and reviewed monthly by the Manager: Consolidated Billings and signed as evidence thereof.

(xiv) Strict measures to be taken for defaulting tenants who have not made payment arrangements with the municipality.

(xv) A clear distinction should be made between indigent and regular tenants to assess the debt recovery.

(xvi) A breakdown of arrear customer accounts on the Billing System should be reported to Strategic Management Committee (SMC) to ensure valid and timeous decision making process.

INTERIM FINANCIAL STATEMENTS 2014/2015
8.1. PRESENTATION BY MR M SAHIBDEEN ON THE INTERIM FINANCIAL STATEMENTS 2015/2015

8.2. REPORT DATED 20 FEBRUARY 2015 BY THE CHIEF FINANCIAL OFFICER ON THE INTERIM FINANCIAL STATEMENTS.

(a) That the Presentation by Mr M Sahibdeen on the Interim Financial Statements 2015/2015 and the Report dated 20 February 2015 by The Chief Financial Officer on the Interim Financial Statements be NOTED.

(b) That the Executive Manager : Internal Audit ensures that a report on the Internal Audit Report on the Review of the Interim Financial Statements is submitted to the next meeting of the Audit Committee.

2013/2014 AUDITOR GENERAL AUDIT AND MANAGEMENT REPORT ACTION TRACKER
(a) That the report dated 18 February 2015 incorporating the recommendations of the Strategic Management Committee on the 2013/2014 Auditor General Audit and Management Report Action Tracker by the Audit Readiness Consultants be NOTED.

(b) That the resolutions of the Strategic Management Committee meeting held on 18 February 2015 be respect of (a) above be NOTED.

(c) That the Municipal Manager ensures that monitoring and implementation of the actions that are required to be taken in the report; it being noted that where the necessary implementation has not been undertaken which should be adequate and reasonable, disciplinary action should be taken against officials.

RISK MANAGEMENT REPORTING

RISK MANAGEMENT COMMITTEE CHARTER
That the Manager: Risk Management (Internal Audit) ensures that the Risk Management Charter is reviewed annually.

RESOLVED TO RECOMMEND TO THE EXECUTIVE COMMITTEE
That the Draft Risk Management Committee Charter, as attached to the report dated 14 January 2015 by the Executive Manager: Internal Audit be APPROVED.

PROGRESS REPORT ON TOP TEN RISKS IMPLEMENTATION OF ACTION PLANS
RESOLVED TO RECOMMEND TO THE EXECUTIVE COMMITTEE
(a) That the progress in the implementation of the Risk Strategy Action Plans on the Top 10 risks of the Municipality be NOTED.

(b) That the implementation of the agreed action plan as contained in the Risk Management Strategy through progress reports to the Risk Management Committee be monitored.

PROGRESS UPDATE ON RISK REGISTER AND RISK MANAGEMENT STRATEGY
RESOLVED TO RECOMMEND TO THE EXECUTIVE COMMITTEE
That the implementation of action plans agreed upon in the Risk Management Strategy to migrate risks facing the Municipality be monitored

APPOINTMENT OF RISK OFFICERS
RESOLVED TO RECOMMEND TO THE EXECUTIVE COMMITTEE
(a) That the report dated 18 February 2015 incorporating the recommendations of the Strategic Management Committee in respect of the appointment of Risk Officers be NOTED.

(b)That the recommendations of the Strategic Management Committee held on 18 February 2015 in respect of (a) above be NOTED

PROGRESS REPORT ON ICT ADVANCEMENT ON IMPLEMENTATION OF ACTION PLANS
RESOLVED TO RECOMMEND TO THE EXECUTIVE COMMITTEE
(a) That the progress in the implementation of the ICT Risk Strategy Action Plans be NOTED.

(b) That the implementation of the agreed action plan as contained in the Risk Management Strategy be monitored.

(c) That it be noted that the Strategic Management Committee had expressed serious concerns regarding the overall ICT management and capacity.

OFFICE OF THE MUNICIPAL MANAGER

1ST QUARTERLY REPORT (JULY TO SEPTEMBER 2014) AND OCTOBER 2014 MONTHLY REPORT ON THE 2014/2015 SERVICE DELIVERY AND BUDGET IMPLEMENTATION PLAN (SDBIP) FINANCIAL YEAR ENDING JUNE 2015
(a) That the report dated 27 November 2014 incorporating the recommendations of the Operational; Management Committee on the 1ST Quarterly Report (July To September 2014) and October 2014 Monthly Report On The 2014/2015 Service Delivery and Budget Implementation Plan (SDBIP) Financial Year Ending June 2015 be NOTED.

(b) That the 1ST Quarterly Report (July To September 2014) and October 2014 Monthly Report On The 2014/2015 Service Delivery and Budget Implementation Plan (SDBIP) Financial Year Ending June 2015 is forwarded to the Internal Audit Unit to conduct a performance audit on the reported results.

(c) That all Business Units utilize the Report as a management tool to identify early warning signals and apply appropriate corrective measures for the 2014/2015 financial year.

2ND QUARTERLY REPORT (OCTOBER TO DECEMBER 2014) ON THE 2014/2015 SERVICE DELIVERY AND BUDGET IMPLEMENTATION PLAN (SDBIP) & OPERATIONAL PLAN (OP) QUARTER ENDING DECEMBER 2014.
(a) That the report dated 20 January 2015 incorporating the recommendations of the Operational; Management Committee on the 2nd Quarter (October to December 2014) report on the 2014/2015 Service Delivery and Budget Implementation Plan (SDBIP) & Operation Plan (OP) – quarter ending December 2014 be NOTED.

(b) That the 2nd Quarter (October to December 2014) report on the 2014/2015 Service Delivery and Budget Implementation Plan (SDBIP) & Operation Plan (OP) – quarter ending December 2014 is forwarded to the Internal Audit Unit to conduct a performance audit on the reported results.

(c) That all Business Units utilize the Report as a management tool to identify early warning signals and apply appropriate corrective measures for the 2014/2015 financial year.

REPORT IN TERMS OF SECTION 71 OF MUNICIPAL FINANCE MANAGEMENT ACT, NO 56 OF 2003 FOR THE MONTH OF OCTOBER 2014.
That the report dated 31 December 2014 incorporating the recommendations of the Strategic Management Committee in terms of Section 71 of the Municipal Finance Management Act No 56 of 2003 be NOTED.

2014/2015 MID – YEAR BUDGET AND PERFORMANCE ASSESSMENT
That the report dated 20 January 2015 by the Chief Financial Officer on the 2015/2015 Mid –Year Budget and Performance Assessment be NOTED.

SECTION 66 OF THE MUNICIPAL FINANCE MANAGEMENT ACT NO 56 OF 2003: EXPENDITURE ON STAFF BENEFITS MONTHLY REPORT : NOVEMBER 2014
That the report dated 27 January 2015 incorporating the recommendations of the Strategic Management Committee on the Section 66 Report for November 2014 be NOTED.

METER READING STATISTICS: OCTOBER 2014
(a) That the report dated 9 December 2014 incorporating the recommendations of the Strategic Management Committee on the progress in meters read be NOTED.

(b) That the resolution of the Strategic Management Committee meeting held on 3 December 2014 in respect of (a) above be NOTED.

INSURANCE COVER FOR INFRASTRUCTURE ASSETS
(a) That the report dated 10 November 2014 incorporating the recommendations of the Financial Services Committee.

(b) That the Msunduzi Municipality maintains the status quo by not providing insurance cover for infrastructure assets.

UNSPENT BALANCES OF CONDITIONAL GRANTS AS AT 30 NOVEMBER 2014
(a) That the report dated 31 December 2014 incorporating the recommendations of the Financial Services Portfolio Committee in respect of the unspent balances of Conditional Grants as at 30 November 2014 be NOTED.

(b) That the resolutions of the Strategic Management Committee meeting held on 19 December 2014 in respect of (a) above be NOTED.

KEY FINANCIAL INDICATORS/CASH FLOW FOR THE PERIOD JULY 2014 TO JUNE 2015 (YEAR TO DATE – NOVEMBER 2015
(a) That the report dated 31 December 2014 incorporating the recommendations of the Financial Services Portfolio Committee in respect of the KEY FINANCIAL INDICATORS/CASH FLOW FOR THE PERIOD JULY 2014 TO JUNE 2015 (YEAR TO DATE – NOVEMBER 2015 be NOTED.

WATER METERS ESTIMATED CONSUMPTION
(a) That the report dated 4 December 2014 incorporating the recommendations of the Financial Services Portfolio Committee in respect of the Estimated Consumption from Water Meters that could not be located, be NOTED.

(b) That all meters listed in annexure A of the report dated 25 November 2014 by the Deputy Municipal Manager: Financial Services, be removed from the billing system and the outstanding debt be written-off.

FINANCIAL RECOVERY PLAN MONTHLY REPORT: OCTOBER 2014
That the report dated 28 November 2014 incorporating the recommendations of the Financial Services Portfolio Committee in respect of the Financial Recovery Plan for the month of October 2014, be NOTED.

PROGRESS ON THE IMPLEMENTATION OF THE FINANCIAL MANAGEMENT SYSTEM
(a) That the report dated 11 February 2015 incorporating the recommendations of the Strategic Management Committee in respect of the progress on the Implementation of the Financial Management System, be NOTED.
(b) That the resolutions of the Strategic Management Committee meeting held on 9 February 2015 in respect of (a) above be NOTED.

PROGRESS ON ICT AUDIT FINDINGS 2013/2014
(a) That the progress thus far made by the Information, Communication and Technology (ICT) Unit in attending and resolving the ICT Audit Findings, be NOTED.

(b) That it be noted further that out of the 14 overall ICT findings, five remain partially resolved.

(c) That it be noted that the remaining ICT findings have until the end of November 2014 to be fully resolved as indicated in the report dated 6 November 2014 by the Deputy Municipal Manager: Corporate Services.

(d) That a separate report be submitted covering all audit queries and progress made in addressing them.

(e) That the Deputy Municipal Manager : Corporate Services ensures that a report providing updated feedback on ICT as contained in this report dated 20 November 2014, be submitted to the next meeting of the Audit Committee.

PROGRESS REPORT ON AUDIT REMEDIATION: PAYDAY HR AND PAYROLL SYSTEM
(a) That the report dated 27 January 2015 incorporating the recommendations of the Strategic Management Committee on the progress made thus far in resolving the audit report on the Payday HR and Payroll System, as contained in the report dated 7 January 2015 by the Deputy Municipal Manager: Corporate Services be NOTED.

(b) That it be noted that all audit concerns should be resolved by March 2015 using the correct template devised by Internal Audit.

(c) That the Deputy Municipal Manager: Corporate Services ensures that the report be consolidated and should cover all matters raised on the various systems utilised by Council.

REPORT ON THE FORENSIC INVESTIFATION INTO ALLEGED TELEPHONE CALL FROM THE MSUNDUZI MUNICIPAL EXECUTIVE SUITE TO THE ENTITY CALLED OUR WAY ADULT CHATLINE.

CONFIDENTIAL ITEMS STOOD DOWN TO THE NEXT MEETING OF THE AUDIT COMMITTEE

The following items were STOOD DOWN until the next meeting of the Audit Committee;

CONFIDENTIAL: NOT FOR PUBLICATION

(a) CONFIRMATION OF CONFIDENTIAL MINUTES: Minutes of the meeting held on 2 December 2014. Kindly refer to CCC 15 of 2015].

CONFIDENTIAL: NOT FOR PUBLICATION

(b) FORENSIC INVESTIGATION INTO ALLEGED ATTEMPTED THEFT OF 20 BALES OF TOILET PAPER ON 15 OCTOBER 2014 : REPORT NUMBER FI 4/2014/15 [3.10.1.1]: Report dated 4 February 2015 incorporating the recommendations of the Strategic Management Committee. Kindly refer to CCC 15 of 2015].

CONFIDENTIAL: NOT FOR PUBLICATION

(c) FORENSIC INVESTIGATION INTO ALLEGED UNAUTHORISED RELEASE OF VEHICLES AT TRAFFIC IMPOUND: COMMUNITY SERVICES BUSINESS UNIT : REPORT NUMBER FI 3/2014/15 [3.10.1.1]: Report dated 4 February 2015 incorporating the recommendations of the Strategic Management Committee.[Kindly refer to CCC 15 of 2015].

CONFIDENTIAL: NOT FOR PUBLICATION

(d) MONTHLY REPORT ON PERFORMANCE MANAGEMENT OF CONTRACTS [4.7] : Report dated 2 December 2014 incorporating the recommendations of the Strategic Management Committee [Kindly refer to CCC 15 of 2015].

CONFIDENTIAL: NOT FOR PUBLICATION

(e) REPORT ON THE REQUEST TO DEVIATE FROM THE CREDIT CONTROL POLICY : REPORT DATED 11 NOVEMBER 2014 BY THE DEPUTY MUNICIPAL MANAGER : FINANCIAL SERVICES [3.10.1.1] : Report dated 2 December 2014 incorporating the recommendations of the Strategic Management Committee [Kindly refer to CCC 15 of 2015].

CONFIDENTIAL: NOT FOR PUBLICATION

(f) DEBTOR'S AGE ANAYSIS AS AT 30 NOVEMBER 2014 [3.3.2.3.1] : Report dated 22 January 2015 incorporating the recommendations of the Strategic Management Committee [Kindly refer to CCC 15 of 2015].

CONFIDENTIAL: NOT FOR PUBLICATION

(g) TOP 100 DEBTORS [3.3.2.3.1]: Report dated 22 January 2015 incorporating the recommendations of the Strategic Management Committee [Kindly refer to CCC 15 of 2015].

CONFIDENTIAL: NOT FOR PUBLICATION

(h) FRUITLESS AND WASTEFUL EXPENDITURE FOR NOVEMBER 2014 [3.7.1 (2014/2015)] : Report dated 22 January 2015 incorporating the recommendations of the Strategic Management Committee [Kindly refer to CCC 15 of 2015].

21 APRIL 2015	**MATTERS ARISING SCHEDULE - Matter arising from the Minutes of the meeting held on 24 February 2015.** **VERIFICATION AND CONDITIONAL ASSESSMENT OF INFRASTRUCTURE ASSETS** **AGREED** That the report dated 16 April 2015 incorporating the recommendations of the Strategic Management Committee on the Conditional Assessment of Assets be NOTED. **AUDIT COMMITTEE RESOLUTIONS SCHEDULE – Report dated 6 March 2015** **6.1. FINAL INTERNAL AUDIT REPORT ON THE APPLICATION CONTROL REVIEW ON THE PAYDAY SYSTEM [3.10.1.1]** **RESOLVED** That the Municipal Manager is tasked with ensuring that the item on Final Internal Report on the Application Control Review on the Payday System be dealt with by the Deputy Municipal Manager: Corporate Services in consultation with the Chief Financial Officer in terms of monitoring and implementation of the resolutions of the initial report submitted by the Executive Manager: Internal Audit. It was reported that this item be dealt with at the next meeting – 21 April 2015
	AUDIT ON REVENUE MANAGEMENT **(i) Reconciliations between Promis System in Finance and Metval System in Valuations** **It was** **RESOLVED** (a) That the Chief Financial Officer also request for the copy of the updated valuation roll in order to link properties to their respective owners and the correct meters for the purposes of billing the correct individuals for the consumption of water and electricity. – IN PROGRESS (b) That it be NOTED that should the process of the meter issue not be resolved by 28 February 2015, the matter be handed over to the Municipal Manager for a strategic decision to be taken thereafter. – IN PROGRESS (c) That the Chief Financial Officer ensures that a detailed report be submitted to the next Audit Committee meeting once the relevant reconciliations in this regard are completed. (d) That the report dated 28 November 2014 incorporating the recommendations of the Strategic Management Committee in respect of Reconciliations between Promis Roll in Finance and Metval Roll in Valuations be NOTED. (e) That the resolutions of the Strategic Management Committee meeting held on 1 December 2014 in respect of (d) above be NOTED
	IMPLEMENTATION OF PHASE 2 OF THE COMBINED ASSURANCE MODEL **RESOLVED** That the Executive Manager : Internal Audit ensures that a matrix is drafted indicating the Audit reports that have been dealt with by various committees, and where in the process the report is contained; it being noted that Ethekwini Municipality be consulted and a report be circulated to all members on the outcome of the process undertaken. – IN PROGRESS, REPORT TO BE SUBMITTED TO THE NEXT MEETING OF THE AUDIT COMMITTEE It was reported that Ethekwini Municipality had not applied the Combined Assurance Model to their processes. Therefore the City Of Cape Town is being approached to check if they applied the Combined Assurance Model of reporting. – 2 December 2014 It was reported by the Executive Manager: Internal Audit that National Treasury would develop a Combined Assurance Model for all Municipalities – Noted – 24 February 2015 The Executive Manager: Internal Audit indicated that Ngubane and Co would be assisting with this matter and a report back would be submitted to the next Audit Committee meeting. – 21 April 2015
	DISCONNECTIONS AND RECONNECTIONS SEPTEMBER 2014 **RESOLVED** That the report on Disconnections and Reconnections (September 2014) be STOOD DOWN; it being noted that the Chief Financial Officer to verify whether this item was an Internal Audit Item or a Finance Item. No follow up report was submitted to the meeting held on 21 April 2015.

CONFIDENTIAL: NOT FOR PUBLICATION
FINAL FOLLOW-UP REPORT ON FLEET MANAGEMENT
RESOLVED TO RECOMMEND TO THE EXECUTIVE COMMITTEE
(a) That the SMC notes the progress in addressing the identified weaknesses in the system of internal control around fleet management is inadequate despite the fact that these issues raised in the 2012/2013 financial year giving an indication that management expended minimal effort in attending to and resolving these issues.

(b) That new pertinent findings (12) have been identified in addition to the previously identified and remaining unresolved findings which require immediate management intervention.
(c) That the SMC instructs the Deputy Municipal Manager : Infrastructure Services (Acting) to submit a comprehensive report detailing the corrective measures implemented to address these findings no later than 9 February 2015 to the SMC meeting and to be presented to the Audit Committee on 24 February 2015.

(d) That the SMC monitors implementation of the agreed action plan as contained in the report through progress reports to the SMC and Audit Committee.

It was reported that this item remains in the outstanding matters schedule – 24 February 2015
It was reported that this item remains in the outstanding matters schedule – 21 April 2015.

FINAL FOLLOW-UP REPORT ON WASTE MANAGEMENT AND LANDFILL SITE

RESOLVED TO RECOMMEND TO THE EXECUTIVE COMMITTEE

(a) That it be noted that the progress in addressing the identified weaknesses in the system of internal controls around waste management and the Landfill Site is inadequate despite the fact that these issues were raised in the 2012/2013 financial year giving an indication that management expended minimal effort in attending to and resolving these issues relating to both waste management and Landfill Site.

(b) That new pertinent findings (10) have been identified in addition to the previously identified and remaining unresolved findings which require immediate management intervention.
(c) That the Strategic Management Committee instructs the Deputy Municipal Manager : Community Services and Infrastructure Services (Acting) to submit a comprehensive report detailing the corrective measures implemented to address these findings no later than 9 February 2015 to the SMC meeting to be presented to the Audit Committee meeting on 24 February 2015.

(d) That the SMC monitors the implementation of the agreed action plan as contained in the report through progress reports to the SMC and the Audit Committee.

It was reported that this item remains in the outstanding matters schedule – 24 February 2015
It was further reported that the Waste Management aspect was covered and the Landfill Site matter remains outstanding. – 21 April 2015

FINAL FOLLOW UP AUDIT REPORT OF APPLICATION CONTROLS REVIEW (ACR) ON PROMIS INCOME SYSTEM
That the Process Manager: ICT ensures that the relevant issues as raised in the report are attended to accordingly and a report be submitted to the next meeting of the Audit Committee.

The Deputy Municipal Manager: Corporate Services reported that progress in respect of this item would be submitted to the Internal Audit Unit and a report would be presented at the next meeting of the Audit Committee where pertinent issues will be addressed. – 21 April 2015.

FINAL INTERNAL AUDIT REPORT ON THE APPLICATION CONTROLS REVIEW (ACR) ON THE CAMIS SYSTEM
RESOLVED
(a) That the Process Manager : ICT ensures that feedback on ICT issues as reflected in the report dated 9 February 2015 by the Executive Manager : Internal Audit be submitted to the next meeting of the Audit Committee.

(b) That it be noted that should those ICT issues not be addressed from the report dated 9 February 2015 by the Executive Manager: Internal Audit , a strong warning should be handed to the relevant employees responsible for ICT and an indication should be made that there was a lack of performance or no performance in this regard, where disciplinary processes should be implemented.

(c) That the Process Manager : ICT ensure that the proper measures and controls should be monitored and implemented in respect of the report dated 9 February 2015 by the Executive Manager : Internal Audit.

It was reported that progress on the status of this item would be submitted to the next meeting of the Audit Committee – 21 April 2015.

2013/2014 AUDITOR GENERAL AUDIT AND MANAGEMENT REPORT ACTION TRACKER
RESOLVED
That the Municipal Manager ensures that monitoring and implementation of the actions that are required to be taken in the report; it being noted that where the necessary implementation has not been undertaken which should be adequate and reasonable, disciplinary action should be taken against officials.

PROGRESS ON ICT AUDIT FINDINGS 2013/2014
(a) That the Deputy Municipal Manager : Corporate Services ensures that a report providing updated feedback on ICT as contained in this report dated 20 November 2014, be submitted to the next meeting of the Audit Committee.

PROGRESS REPORT ON AUDIT REMEDIATION: PAYDAY HR AND PAYROLL SYSTEM
RESOLVED
(a) That the Deputy Municipal Manager: Corporate Services ensures that the report be consolidated and should cover all matters raised on the various systems utilised by Council.

It was reported that a report pertaining to progress be submitted to the next meeting of the Audit Committee. – 21 April 2015.

PROGRESS REPORT ON INTERNAL AUDIT FUNCTION FOR THE MONTH OF NOVEMBER 2014
(a) That the Deputy Municipal Manager: Corporate Services ensures that induction courses are conducted for all new employees joining the Msunduzi Municipality.

(b) That the Deputy Municipal Manager : Corporate Services co-ordinates the Policy workshops with all the Deputy Municipal Managers through an appropriate section in Human Resource Management and Development to ensure that all employees are made aware of the policies of the Msunduzi Municipality.

(c) That the reports on (b) and (c) above be submitted to the Strategic Management Committee for monitoring and oversight.

It was reported that progress pertaining to this item would be submitted to the next Audit Committee meeting – 21 April 2015.

AUDITOR GENERAL MATTERS

UPDATE ON THE AUDIT ACTION PLAN

PROGRESS REPORT ON THE 2013/2014 AUDITOR GENERAL AUDIT FINDINGS AND 2013/2014 AND 2014/2015 INTERNAL AUDIT FINDINGS

AGREED

hat the report dated 17 April 2015 by the Audit Readiness Consultants on the Progress Report On The 2013/2014 Auditor General Audit Findings and 2013/2014 and 2014/2015 Internal Audit Findings and the internal and external audit action plans tracker as the end of March 2015 be NOTED.

AUDITORS GENERAL'S FEEDBACK – INTERIM FINANCIAL STATEMENTS - NOTED.

PRESENTATIONS
DEPUTY MUNICIPAL MANAGER: ECONOMIC DEVELOPMENT
(a) Audit on Housing Rental Stock

(i) PRESENTATION BY THE SENIOR MANAGER : HUMAN SETTLEMENTS

(ii) SCHEDULE OF OUTSTANDING ARREARS BY RELEVANT OCCUPANTS OF EACH FLAT
NOTED.

(b) PROGRESS REPORT ON THE RENTAL ARREAR AMOUNTS OWED AS AT THE END OF JANUARY 2015 (PART A) THE CURRENT STATUS OF THE TURNAROUND STRATEGY (PART B) AND A PROJECTED ACTION PLAN TO ARREST THE ESCALATING RENTAL ARREAR WITHIN ALL RENTAL HOUSING STOCK: FLATS AND FREESTANDING PROPERTIES (PART C)

NOTED.

MUNICIPAL MARKET: OPERATIONAL ARRANGEMENT BETWEEN THE MUNICIPAL MARKET AND THE FINANCE BUSINESS UNIT ON MARKET FINANCIAL OVERSIGHT

NOTED.

APPROVAL OF RECOMMENDATIONS FROM THE LAND LEASE AUDIT
AGREED
That the report dated 11 February 2015 by the Deputy Municipal Manager: Economic Development on the Approval of Recommendations From the Land Lease Audit be STOOD DOWN until the next meeting of the Audit Committee.

RECONCILIATION BETWEEN PROMIS SYSTEM IN FINANCE AND THE METVAL SYSTEM IN VALUATIONS

(i) Report dated 5 March 2015 incorporating the recommendations of the Strategic Management Committee.

(ii) Report dated 16 April 2015 incorporating the recommendations of the Strategic Management Committee.

(iii) Presentation by Ms M Clinton Parker on the Balancing of Valuation Rolls and PROMIS and Metval.

AGREED

That the report dated 5 March incorporating the recommendations of the Strategic Management Committee be NOTED; and that the Valuation Section be requested to complete the variances in the two rolls and that the reconciliation of the two rolls be completed by 16 March 2015.

AGREED

(i) That the progress made in finishing the balancing of the valuation roll between the Finance Services and the Valuation Roll in the Valuations Sub-Unit be NOTED.

(ii) That the deadline for the update of the valuation roll (supplementary roll 33), 31 May 2015 be NOTED.

(iii) That the Presentation by Ms M Clinton Parker on the Balancing of Valuation Rolls and PROMIS and Metval be NOTED.

DEPUTY MUNICIPAL MANAGER: COMMUNITY SERVICES

(a) Audit on Waste Management

OUTSTANDING AUDIT FINDINGS FOR WASTE MANAGEMENT AND THE AUDIT ACTION PLAN

(a)That the report dated 16 April 2015 incorporating the recommendations of the Strategic Management Committee in respect of the Outstanding Audit Findings for Waste Management and the Audit Action Plan be NOTED.

(b) That the revised Audit Action Plan schedule for Waste Management be NOTED.

RESPONSE TO THE FINAL FOLLOW UP AUDIT REPORT ON THE NEW ENGLAND LANDFILL SITE
AGREED

That the report dated 7 April 2015 incorporating the recommendations of the Strategic Management Committee on the Response to the Final Follow up Audit Report on the New England Landfill Site be STOOD DOWN until the next meeting of the Audit Committee.

INTERNAL AUDIT UNIT

PROGRESS REPORT ON INTERNAL AUDIT FUNCTION FOR THE MONTH OF JANUARY 2015

RESOLVED TO RECOMMEND TO THE EXECUTIVE COMMITTEE
That the Progress on the Internal Audit Function as contained in the report dated 11 February 2015 by the Executive Manager: Internal Audit on the Internal Audit Function for the month of January 2015, be NOTED, and that the concern on the lack of implementation of recommendations and agreed action plan by management previously audited and reported on, also be NOTED

PROGRESS REPORT ON INTERNAL AUDIT FUNCTION FOR THE MONTH OF FEBRUARY 2015

RESOLVED TO RECOMMEND TO THE EXECUTIVE COMMITTEE
That the Progress on the Internal Audit Function as contained in the report dated 12 March 2015 by the Manager: Internal Audit on the Internal Audit Function for the month of February 2015, be NOTED, and that the concern on the lack of implementation of recommendations and agreed action by management previously audited and reported on, also be NOTED.

REPORT ON THE REVIEW AND AMENDMENT OF INTERNAL AUDIT 2014/2015 ANNUAL AUDIT PLAN AND STATUS UPDATE

RESOLVED TO RECOMMEND TO THE EXECUTIVE COMMITTEE
(a) That the status of the Annual; Audit Plan for the 2014/2015 financial year be NOTED.

(b) That the amendments of the Annual Audit Plan for the 2014/2015 financial year be APPROVED.

FINAL INTERNAL AUDIT REPORT ON ICT SECURITY REVIEW
RESOLVED TO RECOMMEND TO THE
EXECUTIVE COMMITTEE

(a) That implementation of the agreed action plan as contained in the report dated 17 March 2015 by the Executive Manager: Internal Audit be monitored through progress reports to the Strategic Management Committee and Audit Committee by the Deputy Municipal Manager: Corporate Services.

(b) That it be noted that although the design of the systems of internal control was noted to be partially adequate, with its operations being partially effective in overall review of ICT security, due care should be taken in remedying the reported issues as a matter of urgency; due to the critical nature of the reported issues in which its occurrence may cause paramount damage in the effectiveness of operations in the municipality.

(c) That the implementation of the following recommendations be monitored, viz.

(i) The Process Manager: ICT to ensure that any known or identified single points of failure in the municipality's network or infrastructure are formally logged and subjected to a periodic review; it being noted that this should include a process to remove all single points of failure and a process to log the risk of each point of failure to help ensure that appropriate risk mitigation strategies can be put in place.

(ii) The Process Manager: ICT to ensure that a risk analysis to develop a list of the types of traffic needed by the organization is performed.

(iii) The municipality to determine the types of traffic that is required, including protocols that the firewall may use for management purposes, in order to create a rule set.

(iv) The Process Manager: ICT to ensure that a firewall policy to establish rules for inbound and outbound traffic and how the firewall will be managed and updated is created.

(v) The Process Manager: ICT to ensure that firewall configuration is periodically reviewed and penetration testing is conducted at least annually.

(vi) The Process Manager: ICT to assign responsibility to the appropriate individuals to monitor the firewall log alerts in order to determine whether attacks or inappropriate activity has occurred. In addition, real-time alerts should be set up to notify administrators when important events such as modifications or disabling of the firewall rules occur on the firewall. Part of managing the firewall involves continuously monitoring the logs and alerts to identify threats.

(vii) The Process Manager: ICT to ensure that a comprehensive network diagram of the current network environment is developed. Furthermore, the network diagram should be updated periodically at least once a quarter or as and when changes are made to the network.

(viii) The Process Manager: ICT to ensure that security awareness training is provided to employees to ensure that they are aware of information security threats and concerns present in their daily working environments.

(ix) Employees to receive regular updates in their organization's policies and procedures to prevent business information assets from being exposed to unnecessary risk.

(x) Users' rights and group memberships to be reviewed and ensure they are not granted unnecessary privileges or rights.

(xi) The number of accounts with Administrator privilege to be kept to a minimum, and granted to only those users that need to perform administrator functions.

(xii) Administrator accounts to be used for administrative functions.

(xiii)Users with administrative privileges to use a separate account for normal day-to-day use.

(xiv) The Process Manager: ICT to ensure that accounts should be checked and deleted if no longer required.

FINAL INTERNAL AUDIT REPORT OF APPLICATION CONTROL REVIEW ON TRAFFIC CONVENTION SYSTEM

The report was not circulated as it had not been received from the Strategic Management Committee at the time of printing of the agenda

FINAL INTERNAL AUDIT REPORT ON THE AUDIT OF THE INTERIM FINANCIAL STATEMENTS 2014/2015
RESOLVED TO RECOMMEND TO THE
EXECUTIVE COMMITTEE

(a) That the report dated 30 March 2015 incorporating the recommendations of the Strategic Management Committee in respect of the Final Internal Audit Report on Audit of Interim Financial Statements 2014/2015 be NOTED.

(b) That the implementation of the agreed action plan as contained in the report be monitored through progress reports to the Strategic Management Committee and Audit Committee.

FINAL FOLLOW - UP AUDIT REPORT OF APPLICATION CONTROLS REVIEW (ACR) ON PROMIS INCOME SYSTEM

This report dated 18 February 2015 incorporating the recommendations of the Strategic Management Committee was dealt with at the Audit Committee held on 24 February 2015. NOTED

FINAL INTERNAL AUDIT REPORT ON THE MEDIUM TERM REVENUE AND EXPENDITURE FRAMEWORK (MTREF) ADJUSTMENT BUDGET 2014/2015
RESOLVED TO RECOMMEND TO THE EXECUTIVE COMMITTEE
(a) That the report dated 30 March 2015 incorporating the recommendations of the Strategic Management Committee in respect of the Final Internal Audit Report on the Medium Term Revenue and Expenditure Framework (MTREF) Adjustment Budget 2014/2015 be NOTED.

(b) That the implementation of the agreed action plan as contained in the report be monitored through progress reports to the Strategic Management Committee and Audit Committee by the Deputy Municipal Manager: Financial Services

AMENDMENT TO THE RECOMMENDATIONS OF THE STRATEGIC MANAGEMENT COMMITTEE REPORT DATED 24 MARCH 2015 "RECOVERY OF LOSSES OF R36 623.25 AS A RESULT OF THEFT OF CASH BY CASHIERS AT EDENDALE OFFICE
RESOLVED TO RECOMMEND TO THE EXECUTIVE COMMITTEE
(a) That to recover the losses incurred by the municipality as a result of absenteeism of SF Nyoka for 18 days plus interest as per the approved Credit Control and Debt Collection Policy of the municipality calculated from May 2013.

(b) To recover losses incurred by the municipality as a result of absenteeism of NR Khoza for 68 days plus interest as per the approved Credit Control and Debt Collection Policy of the municipality calculated from May 2013.

PROGRESS ON THE IMPLEMENTATION OF THE FINANCIAL MANAGEMENT SYSTEM
AGREED
(a) That the progress on the implementation of the Financial Management System be NOTED.

(b) That it be noted that the official project schedule and key implementation dates can only be provided after the completion of thorough Brown Paper exercise and Project Blue Print.

(c) That the following 23 staff members be identified as key role players and be seconded on a fulltime basis to the project with immediate effect and that a secondment allowance be paid in terms of the approved Secondment Policy of the Council viz.

(i) Project Manager – Sipho Nxumalo (Process Manager: Expenditure)

(ii) Project Administrator – Nomfundo Nguse

(iii) Process Stream Leaders

- Assets – Dhevika Anthony
- Expenditure and Payroll – Harsha Ramprsad
- Financial Services – Varisha Devsuran
- HR and Payroll – Debbie Proome
- Revenue and receivables – Lance Stratford
- Supply Chain Management – Mxolisi Dladla
- SCOA – Sipho Nxumalo
- Reporting- Mahen Sahibdeen and Manager : Budget
- Integration Management – Lance Stratford and Harsha Ramprsad

(iv) Superusers for SAP modules – individual Superusers as below:-
- Expenditure – Zama Ndlovu and Lindelwa Madlala
- Assets and Property Management – Vaughan Weatherden
- Financial Services – Linda Miya and Sibongiseni B Mdlalose
- Human Resources –Paddy Maharaj and Thamsanqa Mbhele
- Revenue Management – Yusha Ramharak, Sylvia Sahibdeen, Vinay Maharaj and Surie Jeebodth
- Supply Chain Management – Chester Lembethe and Nikita Thomas

(d) That the advertisement of all posts that will be vacated by the incumbents mentioned in (c) above to be filled on a contractual basis for the duration of the project be APPROVED.

RISK MANAGEMENT REPORTING
FINAL INTERNAL AUDIT REPORT ON THE PROJECT RISK ASSURANCE REVIEW FOR THE IMPLEMENTATION OF THE MYSAP ECC 6.0 PROJECT AT MSUNDUZI MUNICIPALITY
RESOLVED TO RECOMMEND TO THE EXECUTIVE COMMITTEE

(a) That the Project Manager, PWC be allowed to draw a realistic project plan based on the blue printing exercise and the activities that need to be performed and the resources available to perform these exercises and advise the Strategic Management Committee.

(b) That the Executive Manager : Internal Audit perform project plan review, in particular dependencies and see if there are any tasks that can be done parallel and if there are then discuss and agree and the project plan can be adjusted advise the Strategic Management Committee.

(c) That the implementation of the four (4) projects that are running in parallel to the implementation of the SAP implementation project should be stopped immediately subject to the legal, operational and financial implications being considered.

(d) That as part of the development of the blueprint of the SAP implementation, there should be a review of these projects to ascertain if the scope of these projects is not being adequately addressed by the SAP implementation and that if it is then these projects should be scrapped, if not, then the project may proceed but the project plan must be coordinated with the SAP implementation to ensure that there is no competition for resources.
(e) That all future system acquisition need to be reviewed by the ICT Steering Committee and that the ICT Steering Committee be responsible for oversight of the ICT projects of the ICT project portfolio and ensuring that all projects are the part of the municipality's strategy.

(f) That the Project Manager, PWC be allowed to draw up a realistic project plan based on the activities that need to be performed and the resources available to perform these activities and that the plan should state the phases and sequencing of activities for the project.

(g) That the Chief Financial Officer and the Project Steering Committee should identify Data Stewards for each module and that the Data Stewards will be responsible for extracting and cleansing the data from the legacy systems to put it in the format requested by the system implementers.

(h) That it be noted that the Data Stewards need to understand the data that is in the legacy systems and also the relationships between the different data sets within the application.

(i) That the Data Stewards be different from the Superusers as the Superusers will have additional responsibilities related to the system implementation and training of users.

(j) That the modules not in the scope of the project will enhance the operations at the Municipality if implemented and therefore the Chief Financial Officer and the Project Steering Committee should consider a scope review to include these modules but this should be done after consultation with the PWC and EoH and advise the Strategic Management Committee.

(k) That a part of the blueprint phase all the legacy systems that will be retained and need to interface to SAP should be identified and that the Chief Financial Officer and the Project Steering Committee to then engage with the providers of the legacy system and advise the Strategic Management Committee accordingly.

(l) That the Chief Financial Officer and the Project Steering Committee should avoid customization by using configuration to meet their goals and that customization involves code changes to create functionality that is not available through configuration and also not that customization can be costly and can complicate future upgrades to the software because the code changes may not easily migrate to the new version.

(m) That the personnel working on the project needs to be seconded on a full time basis and not have any line operational responsibilities.

(n) That the Accounting Officer and Chief Financial Officer should consider appointing a Project Manager on a contract for three years for the smooth running of the implementation as the current Process Manager : Expenditure is overloaded as he is performing two distinct jobs that require full time attention on a daily basis as a matter of urgency.

(o) That in order to build capacity and develop SAP skills in-house, the council needs to ensure that council employees work closely with the consultants for skills transfer.

(p) That the Strategic Management Committee should consider employing some of the staff with IT background on a three year contract basis to work as super users that may remain with the municipality as a support to SAP related issues in order to avoid relying on EoH indefinitely.

PROGRESS IN THE IMPLEMENTATION OF RISK MANAGEMENT STRATEGY BY CORPORATE SERVICES
RESOLVED TO RECOMMEND TO THE EXECUTIVE COMMITTEE
(a) That the progress in the implementation of the Risk Management Strategy action plans by the Corporate Services Business Unit be NOTED.

(b) That the agreed action plan as contained in the Risk Management Strategy be monitored through the progress reports to the Strategic Management Committee.

(c) That the Manager: Risk Assessment adds a column with an explanation for the achieved and partially achieved activities to the Risk Register table for ease of reference.

(d) That the Manager: Risk Assessment amend the responsible column in the table to include the relevant Deputy Municipal Manager and Process Manager for consistency.

PROGRESS IN THE IMPLEMENTATION OF RISK MANAGEMENT STRATEGY BY COMMUNITY SERVICES
RESOLVED TO RECOMMEND TO THE EXECUTIVE COMMITTEE
(a)That the progress in the implementation of the Risk Management Strategy action plans by the Community Services Business Unit be NOTED.

(a) That the implementation of the agreed action plan as contained in the Risk Management Strategy monitored through progress reports to the Strategic Management Committee.

(b) That the Manager: Risk Assessment adds a column with an explanation for the achieved and partially achieved activities to the Risk Register table for ease of reference.

IMPLEMENTATION OF THE SAP PROJECT RISK MANAGEMENT STRATEGY
RESOLVED TO RECOMMEND TO THE EXECUTIVE COMMITTEE
(a) That the SAP Project Risk Management Strategy be adopted.

(b) That the implementation of strategies or control activities in the SAP Project Risk Management Strategy to mitigate project risks facing the Municipality be monitored.

(c)That the progress made on the implementation of strategies or control activities in the SAP Project Risk Management Strategy be reported to the Audit Committee

FINANCIAL REPORTING
MONTHLY CASH FLOW REPORT AND INVESTMENT REGISTER FOR 1 TO 31 MARCH 2015
AGREED
That the Monthly Cash Flow report for the 31 day period from 1st to 31st March 2015 and the investment register for the period ending March 2015 is NOTED.

KEY FINANCIAL INDICATORS/CASH FLOW FOR THE PERIOD JULY 2014 TO JUNE 2015 (YEAR TO DATE – MARCH 2015)
AGREED
That the Key Financial Indicators/Cash Flow for the period July 2014-June 2015 (Year to date-March 2015) be NOTED.

MONTHLY CASH FLOW REPORT AND INVESTMENT REGISTER 1 OCTOBER 2014 TO 31 OCTOBER 2014
AGREED
That the monthly cash flow report for the 31 day period from 1 to 31 March 2015 and investment register for the period ending March 2015 be NOTED.

It was further RESOLVED

(a) That the Chief Financial Officer ensures that National Treasury be approached to assist with capacity building in understanding the skills and risks when investing money; it being noted that National Treasury also assists in the development of an investment policy for Msunduzi, that covers liquidity, credit risk and interest rate risks.

(b) That the Chief Financial Officer ensures that a workshop be arranged for the development of an investment policy taking into account the risk issues.

HOUSING RENTAL
AGREED
(a) That the report dated 5 March 2015 incorporating the recommendations of the Strategic Management Committee in respect of the Housing Rental be NOTED.

(b) That the Manager: Human Settlements to provide progress report to the Audit Committee on the evictions of Housing rental.

METER READING STATISTICS : MARCH 2015
METER READING TASK TEAM PROGRESS REPORT AS AT 20 MARCH 2015
AGREED
That the report dated 9 April 2015 incorporating the recommendations of the Strategic Management Committee in respect of the Meter Reading Task Team Progress report as at 20 March 2015 be NOTED.

REPORT ON THE UNBUNDLING OF INFRASTRUCTURE ASSETS
AGREED
That the report dated 26 March 2015 incorporating the recommendations of the Strategic Management Committee in respect of the Unbundling of Infrastructure Assets be NOTED.
The following reports were STOOD DOWN and were not available :

• MONTHLY REPORT (FEBRUARY 2015) SECTION 71 OF THE MUNICIPAL FINANCE MANAGEMENT ACT NO 56 OF 2003 (MFMA) [3.7.P]: Report dated 2015 incorporating the recommendations of the Strategic Management Committee.

• MONTHLY REPORT (FEBRUARY 2015) SECTION 66 OF THE MUNICIPAL FINANCE MANAGEMENT ACT NO. 56 OF 2003: EXPENDITURE ON STAFF BENEFITS MONTHLY REPORT: MARCH 2015 (MFMA) [4.3.2]: Report dated incorporating the recommendations of the Strategic Management Committee.

• METER READING STATISTICS: MARCH 2015 [3.3.1.2.]: Report dated 2015 incorporating the recommendations of the Strategic Management Committee

OFFICE OF THE DEPUTY MUNICIPAL MANAGER : CORPORATE SERVICES
LABOUR MATTERS DEALT WITH BY LELANI VAN DEN BERG AND SABELO NYAWO
AGREED
That the report dated 27 February 2015 by the Deputy Municipal Manager: Corporate Services on the Labour Matters dealt with by Lelani Van Den Berg and Sebelo Nyawo be NOTED.

LEGAL SERVICES: TOWN PLANNING PROSECUTIONS
AGREED
That the report dated 13 March 2015 by the Deputy Municipal Manager: Corporate Services on the Legal Services: Town Planning Prosecutions be NOTED.

OFFICE OF THE MUNICIPAL MANAGER
8TH MONTHLY REPORT (FEBRUARY 2015) ON THE 2014/2015 SERVICE DELIVERY AND BUDGET IMPLEMENTATION PLAN (SDBIP) & OPERATIONAL PLAN (OP) QUARTER ENDING MARCH 2015
RESOLVED
(a) That the report dated 26 March 2015 incorporating the recommendations of the Operational; Management Committee on the 8th Monthly Report (February 2015) Monthly Report On The 2014/2015 Service Delivery and Budget Implementation Plan (SDBIP) Quarter Ending March 2015 be NOTED.

(b) That the 8th Monthly Report (February 2015) Monthly Report On The 2014/2015 Service Delivery and Budget Implementation Plan (SDBIP) and Operational Plan (OP) for the quarter ending March 2015 is forwarded to the Internal Audit Unit to conduct a performance audit on the reported results.

(c) That all Business Units utilize the Report as a management tool to identify early warning signals and apply appropriate corrective measures for the 2014/2015 financial year.

CONFIDENTIAL: NOT FOR PUBLICATION
NOTE BY PROCESS MANAGER: SOUND GOVERNANCE
Due to the strict confidentiality of this item, an extract of the minutes under this item has been given to the Audit Committee members ONLY and a copy filed in the official CONFIDENTIAL records.

FORENSIC INVESTIGATION INTO ALLEGED ATTEMPTED THEFT OF 20 BALES OF TOILET PAPER ON 15 OCTOBER 2014: REPORT NUMBER FI 4/2014/15

FORENSIC INVESTIGATION INTO ALLEGED UNAUTHORISED RELEASE OF VEHICLES AT TRAFFIC IMPOUND: COMMUNITY SERVICES BUSINESS UNIT: REPORT NUMBER FI 3/2014/15

MONTHLY REPORT ON PERFORMANCE MANAGEMENT OF CONTRACTS

REPORT ON THE REQUEST TO DEVIATE FROM THE CREDIT CONTROL POLICY: REPORT DATED 11 NOVEMBER 2013 BY THE DEPUTY MUNICIPAL MANAGER: FINANCIAL SERVICES

DEBTOR'S AGE ANAYSIS AS AT 30 NOVEMBER 2014

TOP 100 DEBTORS

FRUITLESS AND WASTEFUL EXPENDITURE FOR NOVEMBER 2014

FORENSIC REPORT ON INVESTIGATION INTO ALLEGED BID PROCESS MANIPULATION: OFFICIAL STATIONED AT ELECTRICITY

PROGRESS REPORT ON THE FORENSIC INVESTIGATION INTO ALLEGED FRAUD ON CONTRACT 57 OF 2012/2013 FOR THE PROVISION OF TRADE ARTISANS SERVICES FOR ALL MUNICIPAL BUILDINGS AND FACILITIES

	FORENSIC INVESTIGATION INTO ALLEGED FRAUD, CORRUPTION AND THEFT RELATING TO THE ROAD MARKING CONTRACTS AWARDED TO PURPLE PRIMULA 26 CC : INFRASTRUCTURE SERVICES BUSINESS UNIT **FORENSIC INTO ALLEGED CORRUPTION AND CONDUCTING PRIVATE BUSINESS FOR PERSONAL GAIN WITHOUT THE CONSENT OF THE COUNCIL : FINANCIAL SERVICES BUSINESS UNIT : REVENUE [CONSOLIDATED BILLING]** **FORENSIC INVESTIGATION INTO ALLEGED FRAUD AND THEFT OF FUEL AND CONCEALMENT OF ISSUED FUEL SLIPS BY FUEL ATTENDANTS AND GROSS NEGLIGENCE: FINANCIAL SERVICES** **FORENSIC INVESTIGATION INTO ALLEGED FRAUD, THEFT OF FUEL, THE PRIVATE USAGE OF MUNICIPAL VEHICLE AND USAGE OF MUNICIPAL OFFICIAL WORKING ON PRIVATE ACTIVITIES. COMMUNITY SERVICES BUSINESS UNIT, HEALTH AND SOCIAL SERVICES** **INVESTIGATION INTO THE VULINDLELA RURAL HOUSING DEVELOPMENT PROJECT: POSSIBLE IMPROPER CONDUCT BY A FORMER OFFICIAL**
2 JUNE 2015	**AUDIT COMMITTEE RESOLUTIONS SCHEDULE – Report dated 6 May 2015** **FINAL INTERNAL AUDIT REPORT ON THE APPLICATION CONTROL REVIEW ON THE PAYDAY SYSTEM** **RESOLVED** That the Municipal Manager is tasked with ensuring that the item on Final Internal Report on the Application Control Review on the Payday System be dealt with by the Deputy Municipal Manager: Corporate Services in consultation with the Chief Financial Officer in terms of monitoring and implementation of the resolutions of the initial report submitted by the Executive Manager: Internal Audit. It was reported that this item be dealt with at the next meeting – 21 April 2015 It was reported that this item be submitted to the next Audit Committee meeting in July 2015 as the report was in the process of being submitted to the next Strategic Management Committee. – 2 June 2015
	FOURTH REPORT ON THE MARKET CONSULTING ACTIVITY BY THE INTERNAL AUDIT UNIT It was reported that this item be removed from the resolutions schedule.
	AUDIT ON REVENUE MANAGEMENT **RESOLVED** That the Chief Financial Officer also request for the copy of the updated valuation roll in order to link properties to their respective owners and the correct meters for the purposes of billing the correct individuals for the consumption of water and electricity. – IN PROGRESS That it be NOTED that should the process of the meter issue not be resolved by 28 February 2015, the matter be handed over to the Municipal Manager for a strategic decision to be taken thereafter. – IN PROGRESS That the Chief Financial Officer ensures that a detailed report be submitted to the next Audit Committee meeting once the relevant reconciliations in this regard are completed. That the report dated 28 November 2014 incorporating the recommendations of the Strategic Management Committee in respect of Reconciliations between Promis Roll in Finance and Metval Roll in Valuations be NOTED. That the resolutions of the Strategic Management Committee meeting held on 1 December 2014 in respect of (d) above be NOTED. It was reported that the matter would be discussed outside of the meeting and a report back would be submitted to the next meeting of the Audit Committee – 24 February 2015. It was reported that this item be dealt with in conjunction with item 11.9 of the agenda and Item 6 of CC 107 of 2015 – 21 April 2015 It was reported that this items remains as a STANDING ITEM on the agenda of the Audit Committee and the a report would be submitted to the next meeting of the Audit Committee providing progress thereof – 2 June 2015

IMPLEMENTATION OF PHASE 2 OF THE COMBINED ASSURANCE MODEL
RESOLVED
That the Executive Manager : Internal Audit ensures that a matrix is drafted indicating the Audit reports that have been dealt with by various committees, and where in the process the report is contained; it being noted that Ethekwini Municipality be consulted and a report be circulated to all members on the outcome of the process undertaken. – IN PROGRESS, REPORT TO BE SUBMITTED TO THE NEXT MEETING OF THE AUDIT COMMITTEE

It was reported that Ethekwini Municipality had not applied the Combined Assurance Model to their processes. Therefore the City Of Cape Town is being approached to check if they applied the Combined Assurance Model of reporting. – 2 December 2014

It was reported by the Executive Manager: Internal Audit that National Treasury would develop a Combined Assurance Model for all Municipalities – Noted – 24 February 2015

The Executive Manager: Internal Audit indicated that Ngubane and Co would be assisting with this matter and a report back would be submitted to the next Audit Committee meeting. – 21 April 2015

It was reported that a policy could not be obtained in this regard from other municipalities, and that this item would be included in the new Annual Audit Workplan, and feedback would be provided at the next meeting of the Audit Committee. – 2 June 2015

FINANCIAL OFFICER: HOUSING RENTAL STOCK
This item was dealt with in conjunction with item 8.1. of the agenda dated 21 April 2015 and item 12 of CCC 56 of 2015.

It was reported that a report would be submitted at the next meeting of the Audit Committee and that this item remains a STANDING ITEM on the Audit Committee Agenda – 2 June 2015
The matter should be removed from the Resolutions Schedule.

DEPUTY MUNICIPAL MANAGER: COMMUNITY SERVICES
Audit on Waste Management
That the item be removed.

DISCONNECTIONS AND RECONNECTIONS SEPTEMBER 2014
RESOLVED
That the report on Disconnections and Reconnections (September 2014) be STOOD DOWN; it being noted that the Chief Financial Officer to verify whether this item was an Internal Audit Item or a Finance Item.

No follow up report was submitted to the meeting held on 21 April 2015.

It was reported that a quarterly report be submitted to the next Audit Committee meeting in this regard. The item should be a STANDING ITEM on the agenda and the Chief Financial Officer to report on the Revenue Management Strategy at the next Audit Committee meeting – 2 June 2015

MONTHLY CASH FLOW REPORT AND INVESTMENT REGISTER – 1ST TO 31ST OCTOBER 2014
RESOLVED
That the Chief Financial Officer to review the policy for investments and submit the reviewed report to the next meeting of the Audit Committee; it being noted that the issues highlighted by the Audit Committee be included in the next report.

This item was dealt with in conjunction with item 1 and 3 of CC 107 of 2015.

This item be removed as it was dealt with on the agenda. – 2 June 2015

PROGRESS REPORT ON THE INTERNAL AUDIT FUNCTION FOR DECEMBER 2014
That the item be removed.

CONFIDENTIAL: NOT FOR PUBLICATION
FINAL FOLLOW-UP REPORT ON FLEET MANAGEMENT
RESOLVED TO RECOMMEND TO THE EXECUTIVE COMMITTEE
That the SMC notes the progress in addressing the identified weaknesses in the system of internal control around fleet management is inadequate despite the fact that these issues raised in the 2012/2013 financial year giving an indication that management expended minimal effort in attending to and resolving these issues.

That new pertinent findings (12) have been identified in addition to the previously identified and remaining unresolved findings which require immediate management intervention.

That the SMC instructs the Deputy Municipal Manager : Infrastructure Services (Acting) to submit a comprehensive report detailing the corrective measures implemented to address these findings no later than 9 February 2015 to the SMC meeting and to be presented to the Audit Committee on 24 February 2015.

That the SMC monitors implementation of the agreed action plan as contained in the report through progress reports to the SMC and Audit Committee.

It was reported that this item remains in the outstanding matters schedule – 24 February 2015
It was reported that this item remains in the outstanding matters schedule – 21 April 2015
It was reported that feedback be submitted to the next Audit Committee meeting – 2 June 2015

CONFIDENTIAL: NOT FOR PUBLICATION
FINAL FOLLOW-UP REPORT ON WASTE MANAGEMENT AND LANDFILL SITE
RESOLVED TO RECOMMEND TO THE EXECUTIVE COMMITTEE
That it be noted that the progress in addressing the identified weaknesses in the system of internal controls around waste management and the Landfill Site is inadequate despite the fact that these issues were raised in the 2012/2013 financial year giving an indication that management expended minimal effort in attending to and resolving these issues relating to both waste management and Landfill Site.

That new pertinent findings (10) have been identified in addition to the previously identified and remaining unresolved findings which require immediate management intervention.

That the Strategic Management Committee instructs the Deputy Municipal Manager : Community Services and Infrastructure Services (Acting) to submit a comprehensive report detailing the corrective measures implemented to address these findings no later than 9 February 2015 to the SMC meeting to be presented to the Audit Committee meeting on 24 February 2015.

That the SMC monitors the implementation of the agreed action plan as contained in the report through progress reports to the SMC and the Audit Committee.

It was reported that this item remains in the outstanding matters schedule – 24 February 2015

This item was dealt with in conjunction with item 8.2 (b) of the agenda and item 7 of cc 107 of 2015 page 70.

It was further reported that the Waste Management aspect was covered and the Landfill Site matter remains outstanding. – 21 April 2015

It was reported that a report on the finding be submitted to the next Audit Committee meeting – 2 June 2015

FINAL FOLLOW UP AUDIT REPORT OF APPLICATION CONTROLS REVIEW (ACR) ON PROMIS INCOME SYSTEM
RESOLVED
That the Process Manager: ICT ensures that the relevant issues as raised in the report are attended to accordingly and a report be submitted to the next meeting of the Audit Committee.

The Deputy Municipal Manager: Corporate Services reported that progress in respect of this item would be submitted to the Internal Audit Unit and a report would be presented at the next meeting of the Audit Committee where pertinent issues will be addressed. – 21 April 2015.
It was reported that the Process Manager : ICT submitted feedback and progress in this regard should be submitted to the next Audit Committee meeting. – 2 June 2015

FINAL INTERNAL AUDIT REPORT ON THE APPLICATION CONTROLS REVIEW (ACR) ON THE CAMIS SYSTEM
RESOLVED
That the Process Manager : ICT ensures that feedback on ICT issues as reflected in the report dated 9 February 2015 by the Executive Manager : Internal Audit be submitted to the next meeting of the Audit Committee.

That it be noted that should those ICT issues not be addressed from the report dated 9 February 2015 by the Executive Manager: Internal Audit , a strong warning should be handed to the relevant employees responsible for ICT and an indication should be made that there was a lack of performance or no performance in this regard, where disciplinary processes should be implemented.

That the Process Manager : ICT ensure that the proper measures and controls should be monitored and implemented in respect of the report dated 9 February 2015 by the Executive Manager : Internal Audit.

It was reported that progress on the status of this item would be submitted to the next meeting of the Audit Committee – 21 April 2015.

It was reported that a progress report be submitted by the Process Manager : ICT to the next meeting of the Audit Committee – 2 June 2015

RISK MANAGEMENT COMMITTEE CHARTER
RESOLVED
That the Manager: Risk Management (Internal Audit) ensures that the Risk Management Charter is reviewed annually if required.

It was reported that this item was ongoing – 2 June 2015

PROGRESS ON ICT AUDIT FINDINGS 2013/2014
RESOLVED
That the Deputy Municipal Manager : Corporate Services ensures that a report providing updated feedback on ICT as contained in this report dated 20 November 2014, be submitted to the next meeting of the Audit Committee.

It was reported that feedback would be provided at the next meeting of the Audit Committee meeting – 21 April 2015

It was reported that the Process Manager: ICT would provide feedback on the progress of this item at the next meeting of the Audit Committee – 2 June 2015

PROGRESS REPORT ON AUDIT REMEDIATION: PAYDAY HR AND PAYROLL SYSTEM
RESOLVED
That the Deputy Municipal Manager: Corporate Services ensures that the report be consolidated and should cover all matters raised on the various systems utilised by Council.

It was reported that a report pertaining to progress be submitted to the next meeting of the Audit Committee. – 21 April 2015.

It was reported that a report pertaining to progress be submitted to the next meeting of the Audit Committee. – 2 June 2015.

PROGRESS REPORT ON INTERNAL AUDIT FUNCTION FOR THE MONTH OF NOVEMBER 2014
RESOLVED
That the Deputy Municipal Manager: Corporate Services ensures that induction courses are conducted for all new employees joining the Msunduzi Municipality.

That the Deputy Municipal Manager : Corporate Services co-ordinates the Policy workshops with all the Deputy Municipal Managers through an appropriate section in Human Resource Management and Development to ensure that all employees are made aware of the policies of the Msunduzi Municipality.

That the reports on (b) and (c) above be submitted to the Strategic Management Committee for monitoring and oversight.

It was reported that this item be removed from the schedule as the induction process is ongoing within the municipality for all new employees and this report confirms this process where employees are also requested to sign a code of conducted when they are employed. – 2 June 2015

VERIFICATION AND CONDITONAL ASSESSMENT OF INFRASTRUCTURE ASSETS
It was report that this process would be completed by the 23 June 2015 and that feedback on the progress would be reported at the next meeting of the Audit Committee – 2 June 2015

AUDITOR GENERAL MATTERS
PRESENTATION BY DAVLIN REDDY (OFFICE OF THE AUDITOR GENERAL) – AUDIT STRATEGY FOR THE YEAR ENDED 30 JUNE 2015
RESOLVED
That the presentation by the Office of the Auditor General (Davlin Reddy) on the Audit Strategy for the Year ended 30 June 2015 be NOTED.

UPDATE ON THE AUDIT ACTION PLAN
PROGRESS REPORT ON THE 2013/2014 AUDITOR GENERAL AUDIT FINDINGS AND 2013/2014 AND 2014/2015 INTERNAL AUDIT FINDINGS
AGREED
That the report dated 18 May 2015 by the Audit Readiness Consultants on the Progress Report On The 2013/2014 Auditor General Audit Findings and 2013/2014 and 2014/2015 Internal Audit Findings be NOTED.

(i) INTERNAL AUDIT FINDINGS TRACKER – 2014/2015

(ii) INTERNAL AUDIT TOOL ON THE IMPLEMENTATION OF INTERNAL AUDIT RECOMMENDATIONS

(iii) MSUNDUZI MUNICIPALITY AUDITOR GENERAL AUDIT FINDINGS TRACKING TOOL 2013/2014 FINANCIAL YEAR

AGREED

That the INTERNAL AUDIT FINDINGS TRACKER – 2014/2015, the

(ii) INTERNAL AUDIT TOOL ON THE IMPLEMENTATION OF INTERNAL AUDIT RECOMMENDATIONS and the

(iii) MSUNDUZI MUNICIPALITY AUDITOR GENERAL AUDIT FINDINGS TRACKING TOOL 2013/2014 FINANCIAL YEAR be NOTED.

INTERNAL AUDIT (ASSURANCE)
PROGRESS REPORT ON INTERNAL AUDIT FUNCTION FOR THE MONTH OF MARCH 2015.
RESOLVED TO RECOMMEND TO THE EXECUTIVE COMMITTEE
That report dated 21 April 2015 incorporating the recommendations of the Operational Management Committee on the Progress on the Internal Audit Function for the month of March 2015 together with the budget shortfall within the Internal Audit Sub-Unit be NOTED.

FINAL INTERNAL AUDIT REPORT ON THE CALL CENTRE
RESOLVED
That the Manager : Office of the Municipal Manager ensures that a detailed turnaround plan to resolve the issues and problems at the call centre be submitted to the next meeting of the Audit Committee for consideration.

RESOLVED TO RECOMMEND TO THE EXECUTIVE COMMITTEE

That the findings, internal audit opinion on the adequacy of the design of the system of internal controls that is inadequate and the operation of the system of internal controls that is ineffective be considered

(b) That the agreed action plan as contained in the report be NOTED.

(c) That the Manager: Office of the Municipal Manager and the Manager: Marketing and Communications (Acting) be instructed to submit progress report through the internal audit tracking system to the Audit Committee through the Strategic Management Committee in particular on the following recommendations.

i. That an alternate solution be provided to remedy the high vacancy rate issue as the job grading process is still in progress.

ii. That the Manager: Marketing and Communication (Acting) to develop a tool to be used in assessing the performance of the Call Centre agents on a quarterly basis.

iii. That the service provider (Bytes Integration System) to be requested to incorporate a voice recording module to the HEAT system.

iv. That the recording module to be activated and backed up on the main server on a daily basis.

v. That all consumer complaints to be directed to the Customer Care Officer, who in turn must record these and advise the Customer Liaison Officer to follow-up.

vi. That the Customer Liaison Officer should escalate these to the management of the department concerned, who should indicate how and when the complaint will be attended to and resolved.

vii. That the Customer Liaison Officer should in turn advise the customer(s) of when and how their complaint will be attended to and follow-up with the respective division to ensure follow-through on commitments made.
viii. That the Infrastructure Services management and Manager: Marketing and Communication (Acting) to ensure that calls are resolved in line with the agreed timelines.

ix. That the Manager: Marketing and Communications (Acting) in coordination with the Process Managers at relevant infrastructure department to implement audit recommendations per previous audit report.

x. That the daily checking of all calls recorded on the previous day to be performed by the Customer Liaison Officer with calls not assigned reported accordingly.

xi. That the Manager: Marketing and Communication (Acting) to ensure that follow- up on the status of logged calls on a daily basis is performed by the Call Centre Officer and documentary evidence is signed and dated as evidence thereof.

xii. That the Manager: Marketing and Communication (Acting) to perform spot checks on a random basis to ensure that thorough reviews are performed regarding the status of logged calls and should be signed as evidence thereof.

xiii. That the draft policy and procedure manual for the operations of the Call Centre delineating roles and responsibilities of each party to be finalized by performing the necessary reviews and approved by council for implementation.

xiv. That the managers at Infrastructure Divisions who are responsible for faults logged should on a daily basis verify that faults allocated to their divisions have been assigned and the progress updated on the system. It should also be ensured that calls are resolved in line with the agreed timeframes

xv. That the details on the system to be verified against job cards issued.

xvi. That the system to be regularly updated and reviewed by the relevant supervisor/ manager.

xvii. That the progress of the reported issues to be reflected on the system so that Call Centre agents can be able to give accurate status to consumers.
xviii. That the shift supervisors should, on a daily basis, review calls logged to ensure that adequate details on faults logged are provided and facilitate the re-direction and prioritisation of faults to correct departments.

xix. That the shift supervisors should, on a daily basis, review calls logged to ensure that essential customer details are captured on the Heat system.

xx. That all Call Centre agents to go for extensive training on the functionality of the system and the importance of obtaining accurate details should be emphasised.

xxi. That when the Call Centre allocates faults to infrastructure divisions, depot clerks should acknowledge receipt of the allocated faults, assign faults to the technicians/ artisans, and update the progress of resolving the faults and when faults have been fully resolved update the system as completed.

xxii. That the managers at infrastructure divisions that are responsible for faults logged the progress status reported is correct.

xxiii. That the details captured on the system should be verified against job cards issued by the respective delegated official.

xxiv. That the database administrator should ensure on-site support to effect any changes and upgrades to the database which will allow user access restrictions.

xxv. That the Manager: Marketing and Communications (Acting) should ensure that system parameters are restricted according to user functionalities to prevent users from having access to applications that are not required to perform their day to day functions.

xxvi. That the ICT department with the assistance of service provider for Heat system should design and implement adequate and effective access controls e.g. access tables with read/write or read only options. Furthermore, users' access should be limited to modules that are necessary for execution of their daily duties.

xxvii. That the respective Process Managers in the Infrastructure Business Unit should motivate to ICT the level of access required by their staff in various sections.

xxviii. That the Web interface module should to be activated and linked to the intranet and to the internet. Managers should to be trained in its use and a marketing program should be rolled out to bring awareness to the public of its availability for fault reporting and progress management. The Marketing and Communications Manager (Acting) should request through the municipal ICT, Bytes Technology to develop an external portal for the purposes of reviewing and auto logging of calls for Consumers.

xxix. That the Marketing and Communications Manager (Acting) should acquire licenses for the Heat Self Service which is already available as an alternative.

xxx. That the Customer Care Officer should always be kept informed of the Web interface by the ICT unit throughout the initialization phase.

xxxi. That the Manager: Marketing and Communications (Acting) should table the drafted Customer Care Policy for approval by Council.

xxxii. That once the policy has been approved it should be work-shopped and circulated to the Call Centre staff for implementation.

xxxiii. That the municipality should have community outreach programs at least once a year to ensure that the consumers are aware of the support services of the municipality, including the Call Centre.

xxxiv. That the Call Centre awareness should be a permanent agenda item at the community meetings held by the municipality / wards councillors.

xxxv. That the current advertisements being used should be reviewed to ensure content is accurate and complete.

xxxvi. That the Manager: Marketing and Communications (Acting) should ensure that the Call Centre contact number and the email address are displayed on all publications used by the municipality.

xxxvii. That a permanent advertisement slot on Edendale Eyethu should be secured for the advertisement of the Call Centre. If the budget permit, advertising on other prominent newspaper publication specific to the Msunduzi Municipality jurisdiction to be considered.

xxxviii. That the Manager: Marketing and Communications (Acting) should define and communicate to the Customer Care Officer the type of information to be maintained by the Call Centre for the purposes compiling weekly and or monthly reports for the Call Centre.

xxxix. That the Manager: Marketing and Communications (Acting) with the assistance of the Customer Care Officer should formalise the operation of the Call Centre through finalising policies and procedure manuals for approval by council.

xl. That the Manager: Marketing and Communications (Acting) should plan and / or schedule monthly operational meetings for Call Cente. Agendas should be circulated prior to meeting and minutes of meetings maintained.

xli. That the consumer surveys should be conducted independently of the Call Centre and submitted to the Manager: Marketing and Communications (Acting) who should formulate solutions for concerns evident in the surveys and / or reports.

xlii. That the customer feedback should form part of the Call Centre report that should be presented to SMC. OMC and EXCO by the Manager: Marketing and Communications on a monthly basis.

xliii. That the management should prioritize all issues that require urgent attention and ensure they are attended as a matter of urgency.

xliv. That the call Centre Officer to ensure that attendance register is adequately completed by all staff on duty and the attendance register should be signed and dated as evidence of review.

xlv. That the Manager: Marketing and Communications should review the attendance register on a random basis evidenced by date and signature.

xlvi. That the Manager: Marketing and Communication (Acting) should perform physical spot checks at the Call Centre to ensure that minimum number required of Call Centre agents is always maintained.

xlvii. That through consultation with the service provider the Heat system should force the user to change passwords after a pre-determined period of use.

xlviii. That the Manager: Marketing and Communication (Acting) should advise the Call Centre Agents of the risks involved with sharing password and disciplinary action should be instituted if this practice is continued.

xlvix That the password combination should meet acceptable Msunduzi Municipality standard according to the IT Security Policy.

(d) That the implementation of the agreed action plan as contained in the report dated 22 April 2015 by the Executive Manager: Internal Audit be monitored against the progress report submitted by the Manager: Office of the Municipal Manager and the Manager: Marketing and Communications (Acting) through the internal audit tracking system to the Audit Committee scheduled to take place on 26 May 2015 through the Strategic Management Committee.

(e) That reasons be sought from the Manager: Office of the Municipal Manager and the Manager: Marketing and Communications (Acting) on the lack of implementation of the agreed action plan; assess the adequacy and reasonableness of the reasons and take adequate remedial action and report to the Audit Committee accordingly.

(f) That the use consulting arm of Internal Audit Unit be considered through its co-sourced partners to provide a resource(s) that will review the entire Call Centre Function, propose and implement a solution to turn into an effective and efficient outlet

FINAL INTERNAL AUDIT ON WASTE MANAGEMENT
RESOLVED TO RECOMMEND TO THE EXECUTIVE COMMITTEE
That the findings, internal audit opinion on the adequacy of the design of the system of internal controls that is inadequate and the operation of the system of internal controls that is ineffective be NOTED.

That the Deputy Municipal Manager: Community Services submit progress reports through the internal audit tracking system to the Audit Committee through the Strategic Management Committee in particular on the following recommendations :
That the Process Manager: Community Development to ensure that the Waste Management bylaws are posted on the municipal intranet with immediate effect.

Correspondences to be posted on the local newspapers advising the community of the bylaws passed by Council and staff to be notified via internal Corporate Communication on the implementation of the bylaws.

That the Process Manager: Community Development to ensure that staff is work shopped on the bylaws prior to their implementation.

The Occupational Health Unit within the municipality to administer the immunization process for all affected staff.

That the Process Manager: Community Development to ensure that the staff is made aware that the service is provided by the Occupation Health Unit within the Municipality.

That the requirement for immunization to form part of the requirement for the appointment of staff.

A register of all staff that has been immunized/ vaccinated to be maintained by the Operations Manager: Waste Management to monitor compliance.

All staff that has not complied to be followed up on by the Operations Manager: Waste Management and disciplinary measures instituted where necessary.

All staff refusing to undergo immunization to sign indemnity forms indemnifying Council.
(x) Process Manager: Community development with the assistance of Human resources to prioritize the filling of critical vacant posts.

(xi) The Strategic Management Committee (SMC) to provide alternate solution in remedying the high vacancy rate as the job grading process is still in place.

(xii) Operations Manager: Waste Management to ensure that attendance registers are signed by the Drivers and refuse Collectors prior to leaving the depot as well as when they complete their shifts as proof of time worked.

(xiii) The attendance registers should be maintained in a visible area to ensure easy access to all staff required to complete it.

(xiv) Work allocations to be prepared on a weekly basis to ensure that the latest staffing status quo of the unit is taken into consideration.

(xv) Foreman/ supervisor to monitor the implementation of the work allocation schedule to ensure that duties are discharged as planned.

(xvi) Process Manager: Community Development to ensure that proper contracts are maintained between the municipality and its customers. These contracts to be reviewed and updated annually.

(xvii) Process Manager: Community development to develop contract management procedure manual that will cover the following at minimum:

Processes to be followed when entering into a contractual agreement
Minimum requirements that should be included in the contract
Monitoring of contracts and when the contract can be cancelled.

(xviii) Process Manager: Community Development to ensure that a transaction listing is prepared on a monthly basis and submitted to finance accompanied by the signed copies of the services received notes for billing purposes.

(xix) Process Manager: Community development to ensure that Waste Management fleet is serviced in a regular basis in terms of the Fleet Management policy.

(xx) Process Manager: Community Development to inspect the vehicles on a surprise basis to verify that they are serviced according to the Fleet Management policy evidenced by a duly completed logbook.

(xxi) Process Manager: Community Development to ensure that the capital budget procurement plans for waste management fleet are prepared timeously.

(xxii) Municipality to provide the areas prone to illegal dumping with big skips to enable proper disposal of waste.

(xxiii) The Peace Officers to patrol the areas prone to illegal dumping on a random basis.

(xxiv) Data cleansing of the current client listing at Landfill Site to be performed to ensure that correct customer information is maintained to facilitate accurate billing process.

(c) That the agreed action plan as contained in the report NOTED.

(d) That the implementation of the agreed action plan as contained in the report be monitored against the progress report submitted by the Deputy Municipal Manager: Community Services through the internal audit tracking system to the Audit Committee scheduled to take place on 26 May 2015.

FINAL INTERNAL AUDIT REPORT ON THE REGULATORY STANDARDS
RESOLVED TO RECOMMEND TO THE EXECUTIVE COMMITTEE
That the findings, internal audit opinion on the adequacy of the design of the system of internal controls that is inadequate and the operation of the system of internal controls that is ineffective be NOTED.

(b) That the agreed action plan as contained in the report be NOTED.

(c) That the implementation of the agreed action plan as contained in the report against the progress report submitted by the respective Deputy Municipal Managers (Infrastructure Services and Community Services) through the internal audit tracking system to the Audit Committee scheduled to take place on 28 July 2015 be monitored.

FINAL INTERNAL AUDIT REPORT ON THE APPLICATION CONTROL AND REVIEW ON THE TRAFFIC CONTRAVENTION SYSTEM
RESOLVED TO RECOMMEND TO THE EXECUTIVE COMMITTEE
That the findings, internal audit opinion on the adequacy of the design of the system of internal controls that is inadequate and the operation of the system of internal controls that is ineffective be NOTED.

That the agreed action plans as contained in the report dated 19 February 2015 by the Executive Manager: Internal Audit be NOTED.

That the Deputy Municipal Manager: Community Services submit a progress report through the internal audit tracking system to the Audit Committee through the Strategic Management Committee in particular on the following recommendations, viz.

(i) Manager: Public Safety (Acting) to ensure that formal monitoring of all user account activities on the Traffic Contravention System (TCS) is performed on a monthly basis and documentary evidence signed as evidence thereof.

(ii) Manager: Public Safety (Acting) to ensure that a review of all super users and consultants from Total Client Service (PTY) Ltd activities on the system is performed on a monthly basis and documentary evidence signed as evidence thereof.

(iii) Follow-up procedures on exceptions to be established and results reported to the Process Manager: Risk Management.

(iv) To perform a review of user account activities for users who are about to leave the employ of the municipality and this review should be performed as and when required and evidence of review retained thereof.

(v) Manager: Public Safety (Acting) to design user access form to be used when adding new users on the system.

(vi) System Administrator to ensure that user access rights are only granted to qualifying users, where access was requested by user management, approved by the system owners and implemented by the responsible security official.

(vii) A review of user access rights to be performed at least annually and signed off by the Manager: Public Safety (Acting) as evidence of review.

(viii) ICT policy to be reviewed to ensure that procedures for specifying user access rights have been clearly defined and review for access rights are performed annually and signed off by the relevant managers.

(ix) A formal documented process for termination/ disabling of users from the TSC to be developed and monitored for strict adherence by the Manager: Public Safety (Acting).

(x) Manager: Public Safety (Acting) to identify and train an alternate system administrator to ensure continuity of operations in the absence of the primary systems administrator.

(xi) Management to ensure strict adherence to the municipality's ICT security policy regarding general password construction guidelines.

(xii) Process Manager: Risk Management to ensure that the software license agreement is up to date, agreed and signed by all parties and also specifies the expectations of the client.

(xiii) The Service Level Agreement to include the "right to audit" clause and the Escrow agreement.

(xiv) Municipality recruits a reasonable number of summons servers to be able to deal with the current backlog which ultimately increase revenue.

(xv) Summon servers' main focus should be on the fines that are about to reach 2 years and gradually moving forward to ensure a higher collection rate.

(xvi) Regular monitoring of summons issued against collections to be performed by the Manager: Public Safety (Acting) at least on monthly basis.

(xvii) Road blocks to be performed at least bi- monthly to ensure enforcement of the law and improve on the collection rate.

(xviii) Manager: Public Safety (Acting) to ensure that accurate and complete records of cash receipts is maintained and supported with adequate documentation.

(xix) Process Manager: Risk Management to review cash receipts on a spot basis to ensure accuracy and completeness of banking and should be signed as evidence thereof. Investigations to be performed for any irregularities noted and disciplinary measures instituted accordingly.

That implementation of the agreed action plan as contained in the report be monitored against the progress report submitted by the Deputy Municipal Manager: Community Services through the internal audit tracking system to the Audit Committee scheduled to take place on 26 May 2015 through the Strategic Management Committee.

(e) That the Deputy Municipal Manager: Community Services provide an explanation on the lack of implementation of the agreed action plan.

(f) That the Municipal Manager assess the adequacy and reasonableness of the explanation and take adequate remedial action and report to the Audit Committee accordingly

FINAL INTERNAL AUDIT REPORT ON ICT CONTINUITY REVIEW
RESOLVED TO RECOMMEND TO THE EXECUTIVE COMMITTEE
That the findings, internal audit opinion on the adequacy of the design of the system of internal controls that is inadequate and the operation of the system of internal controls that is ineffective be NOTED.

(b) That the Manager: Office of the Municipal Manager to submit progress reports through the internal audit tracking system to the Audit Committee through the Strategic Management Committee in particular on the following recommendations:

(i) The Manager: Office of the Municipal Manager should ensure that an enterprise-wide Business Continuity Plan (BCP) that covers all critical departments and operations of the municipality is developed.

(ii) BCP governance structure, often in the form of a committee, should be established to ensure senior management commitments and also define their roles and responsibilities.

(iii) The BCP committee should be responsible for the oversight, initiation, planning, approval, testing and audit of the BCP.

(iv) The BCP committee should also implement the BCP. coordinate activities, approves the Business Impact Analysis (BIA) survey, oversees the development of the continuity plans and reviews the results of the quality assurance activities.

(v) BCP Committee would normally:

a) approve the governance structure;
b) clarify their roles, and those of participants in the program;
c) oversee the creation of a list of appropriate committees, working groups and teams to develop and execute the plan;
d) provide strategic direction and communicate essential messages;
e) approve the results of the BIA;
f) review the critical services and products that have been identified;
g) approve the continuity plans and arrangement;
h) monitor quality assurance activities; and
i) resolve conflicting interests and priorities.

(c) That the Deputy Municipal Manager: Corporate Services to submit progress reports through the internal audit tracking system to the Audit Committee through the Strategic Management Committee in particular on the following recommendations:

(i) The Process Manager: ICT to ensure that the Disaster Recovery Plan (DRP) reflect the changes in the environment.

(ii) The update to be based on a Business Impact Analysis (BIA) to establish business interruption exposures, their probability and impact and recommendation alternatives.

(iii) The DRP to be tested at least bi-annually.

(iv) Process Manager: ICT to ensure that secondary data centre is functional within the shortest time possible.

(v) The secondary data centre to be used as a backup data centre when the primary data centre is non- operational in order to ensure the reduction of business continuity risk.

(vi) The secondary data centre to be used for load balancing that is to reduce the pressure on the primary data centre by routing transactions to the secondary data centre. This is to be done to improve system response time for the users of the system.

(vii) The Process Manager: ICT to investigate other data centre locations that are further from the primary data centre than Mkhondeni Fresh Market.

(viii) The location to be as much out of the same power grid as possible but still under emergency conditions.

(ix) The Process Manager: ICT to investigate other disaster storage locations that are further from the primary data centre than SITA.

(x) The Process Manager: ICT to ensure that the Backup policy is updated to be in line with the new infrastructure.

(xi) The Process Manager: ICT to ensure that quarterly restoration tests are performed by the municipality to ensure that the data can be recovered in the event of a disaster.

(d) That the agreed action plan as contained in the report be NOTED.

(e) That the implementation of the agreed action plan as contained in the report be monitored against the progress reports submitted by the Manager: Office of the Municipal Manager and the Deputy Municipal Manager: Corporate Services through the internal audit tracking system to the Audit Committee scheduled to take place on 28 July 2015.

FINAL INTERNAL AUDIT REPORT ON ICT GOVERNANCE
RESOLVED TO RECOMMEND TO THE EXECUTIVE COMMITTEE
That the findings, internal audit opinion on the adequacy of the design of the system of internal controls that is partially adequate and the operation of the system of internal controls that is partially effective NOTED.

(b) That the Deputy Municipal Manager: Corporate Services to submit progress report through the internal audit tracking system to the Audit Committee through the Strategic Management Committee in particular on the following recommendations:

(i) Process Manager: ICT to ensure that ICT governance committees are functional as soon as possible and should include at minimum the ICT Steering Committee and the following sub-committees to the ICT Steering Committee:

ICT Architecture Review Board, IT Projects Portfolio Committee,Information Security, Risk and Governance Steering Committee, ICT Change Advisory Board, and ICT Vendor Management Committee.

(ii) Process Manager: ICT to ensure that all ICT policy and procedures are regularly updated to ensure that they remain relevant and aligned to current practices.

(iii) Process Manager: ICT to ensure that the catalogue of services provided is documented, together with the criteria, standards and performance indicators for service delivery.

(iv) Process Manager: ICT to establish an internal Operational Level Agreements to document and monitor the services provided to the critical functions of the municipality.

(c) That the agreed action plan as contained in the report be NOTED.

(d) That the implementation of the agreed action plan as contained in the report be monitored against the progress reports submitted by the Deputy Municipal Manager: Corporate Services through the internal audit tracking system to the Audit Committee scheduled to take place on 28 July 2015.

FINAL INTERNAL AUDIT REPORT ON ICT ASSET MANAGEMENT
RESOLVED
That the report dated 13 May 2015 incorporating the recommendations of the Strategic Management Committee on the Final Internal Audit Report on ICT Asset Management be STOOD DOWN until the next meeting of the Audit Committee.

AUDIT COMMITTEE WORK PLAN
RESOLVED TO RECOMMEND TO THE EXECUTIVE COMMITTEE
That the report dated 7 May 2015 incorporating the recommendations of the Strategic Management Committee in respect of the Audit Committee Work Plan for 2015/2016 be APPROVED.

THE FOLLOWING REPORTS WERE STOOD DOWN UNTIL THE NEXT MEETING OF THE AUDIT COMMITTEE :
AUDIT ON SECTION 71 QUARTER 3 [3.10.1.1]: Report dated incorporating the recommendations of the Strategic Management Committee.

AUDIT ON WATER AND ELECTRICITY LOSS [3.10.1.1]: Report dated incorporating the recommendations of the Strategic Management Committee.

AUDIT OF LOCOMOTION ALLOWANCE [3.10.1.1] : Report dated incorporating the recommendations of the Strategic Management Committee.

AUDIT ON CONSUMER BILLING ADJUSTMENT [3.10.1.1]: Report dated incorporating the recommendations of the Strategic Management Committee.

AUDIT OF COUNCILLORS BACKPAY AND ALLOWANCES [3.10.1.1] : Report dated incorporating the recommendations of the Strategic Management Committee.

FOLLOW-UP AUDIT ON MUNCIPAL FORESTRY [3.10.1.1]: Report dated incorporating the recommendations of the Strategic Management Committee.

INTERNAL AUDIT REPORT ON THE DRAFT BUDGET 2016/2017 [3.10.1.1]: Report dated incorporating the recommendations of the Strategic Management Committee.

INTERNAL AUDIT REPORT ON PROJECT ASSURANCE REVIEW FOR THE IMPLEMENTATION OF THE MYSAP ECC 6.0 [3.10.1.1]: Report dated incorporating the recommendations of the Strategic Management Committee.

SECTION 71 OF THE MUNICIPAL FINANCE MANAGEMENT ACT NO 56 OF 2003 (MFMA) [3.7.P]: Report dated 2015 incorporating the recommendations of the Strategic Management Committee.

FINANCIAL REPORTING
SECTION 66 OF THE MUNICIPAL FINANCE MANAGEMENT ACT NO. 56 OF 2003: EXPENDITURE ON STAFF BENEFITS MONTHLY REPORT: MARCH 2015 (MFMA)
AGREED
That the report dated 7 May 2015 incorporating the recommendations of the Strategic Management Committee in respect of Section 66 of the Municipal Finance Management Act No 56 of 2003 : Expenditure of Staff Benefits Monthly Report – March 2015 be NOTED.

METER READING STATISTICS – MARCH 2015
AGREED
That the report dated 29 April 2015 incorporating the recommendations of the Strategic Management Committee on the progress in meters read for March 2015 be NOTED.

That the Process Manager: Income ensure that First National Bank is engaged in order to communicate to other banks the process that consumers should be following in terms of reflecting correct reference numbers (account numbers) on eft payments.; it being noted that a number of consumers from banks other that FNB were not placing account numbers as a reference number on payment to the municipality.

REPORT ON THE DEPRECIATION OF MUNICIPAL ASSETS
AGREED
That the report dated 29 April 2015 incorporating the recommendations of the Strategic Management Committee on the Depreciation of Municipal Assets be NOTED.

That the Process Manager: Assets and Logistics ensures that a comprehensive report detailing all the asset management issues be submitted to the next Audit Committee meeting for consideration.

APPLIED INDIGENTS AS AT 31 MARCH 2015
AGREED
That the report dated 14 May 2015 incorporating the recommendations of the Strategic Management Committee in respect of the Applied Indigents as at 31 March 2015 be NOTED.

PROGRESS ON THE INVESTIGATION OF NOT VERIFIED ASSETS
AGREED
That the report dated 29 April 2015 incorporating the recommendations of the Strategic Management Committee in respect of Not Verified Assets, and the resolutions of the Strategic Management Committee held on 22 April 2015 in this regard be NOTED.

METER READING TASK TEAM PROGRESS REPORT AS AT 20 MARCH 2015
AGREED
That the report dated 9 April 2015 incorporating the recommendations of the Strategic Management Committee in respect of the Meter Reading Task Team Progress report as at 20 March 2015 be NOTED.

UNSPENT BALANCES OF CONDITIONAL GRANTS AS AT 22 APRIL 2015
AGREED
That the report 14 May 2015 incorporating the recommendations of the Strategic Management Committee dated in respect of Unspent Balances of Conditional Grants as at 22 April 2015 be NOTED.

That the resolutions of the Strategic Management Committee meeting held on 11 May 2015 in respect of (a) above be NOTED.

REPORT ON THE ACTION PLAN FOR THE PREPARATION OF THE ANNUAL FINANCIAL STATEMENTS AS AT 30 JUNE 2015
Report dated incorporating the recommendations of the Strategic Management Committee.
This Report was not circulated and was STOOD DOWN due to its unavailability thereof.

3RD QUARTERLY REPORT (JANUARY – MARCH) ON THE 2014/2015 SERVICE AND BUDGET IMPLEMENTATION PLAN (SDBIP) & OPERATIONAL PLAN (OP) QUARTER ENDING MARCH 2015
AGREED
That the 3rd Quarterly (January-March 2015) report on the 2014/2015 Service Delivery and Budget Implementation Plan (SDBIP) and Operational Plan (OP) for the quarter ending March 2015 be NOTED.

That the 3rd Quarterly (January-March 2015) report on the 2014/2015 Service Delivery and Budget Implementation Plan (SDBIP) and Operational Plan (OP) for the quarter ending March 2015 be forwarded to the Internal Audit Unit to conduct a performance audit on the reported results.

That all Business Units utilize the Report as a management tool to identify early warning signals and apply appropriate corrective measures for the 2014/2015 financial year.

PERFORMANCE ASSESSMENT SCHEDULE FOR THE 2015/2016 FINANCIAL YEAR
RESOLVED TO RECOMMEND TO THE EXECUTIVE COMMITTEE
That the report dated 29 April 2015 incorporating the recommendations of the Strategic Management Committee in respect of the Performance Assessment Schedule for the 2015/2016 Financial Year, and the resolutions of the Strategic Management Committee meeting held on 22 April in respect thereof, be NOTED

REPORT ON THE DEVELOPMENT OF STANDARD OPERATING PROCEDURES FOR THE COMPILATION AND STORAGE OF PERFORMANCE INFORMATION (PORTFOLIOS OF EVIDENCE) ON THE SERVICE DELIVERY AND BUDGET IMPLEMENTATION PLAN AND OPERATIONAL PLAN BY STRATEGIC BUSINESS UNITS
RESOLVED TO RECOMMEND TO THE EXECUTIVE COMMITTEE
That the report dated 29 April 2015 incorporating the recommendations of the Strategic Management Committee on the development of Standard Operating Procedures for the compilation and storage of Performance Information (Portfolios of Evidence) on the Service Delivery and Budget Delivery and Implementation Plan (SDBIP) & Operation Plan (OP) by Strategic Business Units be NOTED.

That the resolutions of the Strategic Management Committee meeting held on 22 April 2015 in respect of (a) above be NOTED.

DRAFT MSUNDUZI ROAD ASSET MANAGEMENT POLICY
RESOLVED
That the report dated 29 April 2015 incorporating the recommendations of the Strategic Management Committee on the Draft Road Asset Management Policy and the recommendations to the Infrastructure Services Portfolio Committee be NOTED.

RESPONSE TO FINAL FOLLOW UP AUDIT REPORT ON NEW ENGLAND LANDFILL SITE
RESOLVED TO RECOMMEND TO THE EXECUTIVE COMMITTEE
That the corrective measures implemented with regards to the issues raised by the Internal Audit Unit in relation to the New England Landfill Site be NOTED.

That the attached Procedure Manual and Contingency Plan for the New England Road Landfill Site be ADOPTED.

APPROVAL OF THE RECOMMENDATIONS FROM LEASE AUDIT
RESOLVED
That the report dated 11 February 2015 by the Deputy Municipal Manager: Economic Development on the Approval of the Recommendations from Lease Audit be STOOD DOWN, pending a further report from the Deputy Municipal Manager: Economic Development.

CONFIDENTIAL: NOT FOR PUBLICATION
CONFIRMATION OF CONFIDENTIAL MINUTES
RESOLVED
That the Confidential minutes of the meeting held on 21 April 2015 be CONFIRMED.

CONFIDENTIAL : NOT FOR PUBLICATION

NOTE BY PROCESS MANAGER: SOUND GOVERNANCE
Due to the strict confidentiality of these items, an extract of the minutes under this item has been given to the Audit Committee members ONLY and a copy filed in the official CONFIDENTIAL records.

APPLICATION FOR THE WRITE –OFF OF IRREGULAR EXPENDITURE FOR THE YEAR ENDED 30 JUNE 2014

HOUSING RENTAL TENANCY AND STATUS OF ARREARS

PROGRESS TO DATE ON THE IMPLEMENTATION OF THE RECOMMENDATIONS OF THE AUDIT FINDINGS UNDER THE HAND OF THE SOUTH AFRICAN POLICE SERVICES IN REGARD TO THE MISSING/STOLEN 15 MUNICIPAL FIREARMS

REVIEW OF ACCOUNT NUMBER 03421222, PARADISE DRIVE, PIETERMARITZBURG IN THE NAME OF IS AND A GAYAPARSAD

QUARTERLY REPORT ON THE WHISTLE BLOWING HOTLINE: 1 JANUARY TO MARCH 2015

QUARTERLY REPORT ON THE WHISTLE BLOWING HOTLINE: 1 OCTOBER 2014 TO 31 DECEMBER 2014

PROGRESS REPORT ON FORENSIC INVESTIGATION INTO ALLEGED FRAUD AND CORRUPTION: CONTRACT NO.SCM 10 OF 12/13; CALUZA SPORTS HALL

AUDIT OF THE BUSINESS RELATIONSHIP BETWEEN THE MSUNDUZI MUNICIPALITY AND THE INDEPENDENT DEVELOPMENT TRUST (IDT) AND RELATED TRANSACTIONS

RESOLVED

That the report on the Audit of the Business Relationship Between the Msunduzi Municipality and the Independent Development Trust (IDT) And Related Transactions be STOOD DOWN.

UPDATE ON SCOA AND SAP
NOTED.

CHAPTER 10 – FINANCIAL DECLARATIONS OF COUNCILLORS AND MUNICIPAL STAFF

MSUNDUZI MUNICIPALITY COUNCILLOR'S DISCLOSURE & DECLARATION OF INTERESTS 2014/2015 FINANCIAL YEAR

The following tables are a reflection of Councillors disclosures and declarations of interests and employee financial disclosure summary for the 2014/2015 financial year.

TABLE 229:MSUNDUZI MUNICIPALITY COUNCILLOR'S DISCLOSURE & DECLARATION OF INTERESTS 2014/2015 FINANCIAL YEAR

NUMBER	SURNAME	NAME	DESIGNATION	DATE OF DISCLOSURE & DECLARATION	SHARES & SECURITIES IN ANY COMPANY (YES/NIL)	MEMBERSHIP OF ANY CLOSED CORPORATION (YES/NIL)	INTERESTS IN ANY TRUST (YES/NIL)	DIRECTORSHIPS (YES/NIL)	PARTNERSHIPS (YES/NIL)	FINANCIAL INTERESTS IN ANY BUSINESS UNDERTAKING (YES/NIL)	ADDITIONAL INTERESTS			
											EMPLOYED (YES/NO)	OWNERSHIP / INTEREST IN PROPERTIES (YES/NIL)	PENSION (YES/NIL)	SUBSIDY / GRANT / SPONSORSHIP (YES/NIL)
1	Mbanjwa	Amos Lucky	Ward Councillor	28-May-13	NIL	NIL	NIL	NIL	NIL	NIL	NO	NIL	NIL	NIL
2	Sokhela	Mansizwa Simon	Ward Councillor	29-May-13	NIL	NIL	NIL	NIL	NIL	NIL	NO	NIL	NIL	NIL
3	Madlala	Linda Linford	Ward Councillor	23-May-13	NIL	NIL	NIL	NIL	NIL	NIL	NO	NIL	NIL	NIL
4	Buthelezi	Thandiwe Mercy	Ward Councillor	17-May-13	NIL	NIL	NIL	NIL	NIL	NIL	NO	NIL	NIL	NIL
5	Shozi	Philllip Bonga	Ward Councillor	23-May-13	NIL	NIL	NIL	NIL	NIL	NIL	NO	NIL	NIL	NIL
6	Makhathini	Falakhe Michael	Ward Councillor	24-May-13	NIL	NIL	NIL	NIL	NIL	NIL	NO	NIL	NIL	NIL
7	Mkhize	Mbusiswa Hencefort	Ward Councillor	30-Jun-13	NIL	NIL	NIL	NIL	NIL	NIL	NO	NIL	NIL	NIL
8	Ngcobo	Bhekumuzi Bethwell	Ward Councillor	27-May-13	NIL	NIL	NIL	NIL	NIL	NIL	YES	NIL	NIL	NIL
9	Ngcobo	Jeffrey Mbuyiselwa	Ward Councillor	30-Jun-13	NIL	NIL	NIL	NIL	NIL	NIL	YES	NIL	NIL	NIL
10	Ngcobo	Msizi Alex	Ward Councillor	30-Jun-13	NIL	NIL	NIL	NIL	NIL	NIL	NO	NIL	NIL	NIL
11	Madonda	Innocent Sipho	Ward Councillor	25-May-13	YES	NIL	NIL	YES	NIL	NIL	NO	NIL	NIL	NIL
12	Majola	Terence Sboniso	Ward Councillor	30-Jun-13	NIL	NIL	NIL	NIL	NIL	NIL	NO	NIL	NIL	NIL
13	Dlomo	Armstrong Bongani	Ward Councillor	18-May-13	NIL	NIL	NIL	NIL	YES	NIL	NO	NIL	NIL	NIL
14	Mkhize	Alfred Sibusiso	Ward Councillor	18-May-13	NIL	NIL	NIL	YES	NIL	NIL	NO	NIL	NIL	NIL
15	Mlete	Vusumuzi Garnet Michael	Ward Councillor	30-Jun-13	NIL	YES	NIL	NIL	NIL	NIL	NO	NIL	NIL	NIL
16	Zuma	Bhekabantu Michael	Ward Councillor	30-Jun-13	NIL	NIL	NIL	YES	NIL	NIL	NO	NIL	NIL	NIL
17	Sithole	Philisiwe	Ward Councillor	27-May-13	NIL	NIL	NIL	NIL	NIL	NIL	NO	NIL	NIL	NIL
18	Gwala	Sindisiwe Cydy	Ward Councillor	23-May-13	NIL	NIL	NIL	NIL	NIL	NIL	NO	NIL	NIL	NIL
19	Ndawonde	Caiphas	Ward Councillor	28-Apr-13	YES	YES	NIL	NIL	NIL	NIL	NO	NIL	NIL	NIL

TABLE 229:MSUNDUZI MUNICIPALITY COUNCILLOR'S DISCLOSURE & DECLARATION OF INTERESTS 2014/2015 FINANCIAL YEAR

NUMBER	SURNAME	NAME	DESIGNATION	DATE OF DISCLOSURE & DECLARATION	SHARES & SECURITIES IN ANY COMPANY (YES/NIL)	MEMBERSHIP OF ANY CLOSED CORPORATION (YES/NIL)	INTERESTS IN ANY TRUST (YES/NIL)	DIRECTORSHIPS (YES/NIL)	PARTNERSHIPS (YES/NIL)	FINANCIAL INTERESTS IN ANY BUSINESS UNDERTAKING (YES/NIL)	ADDITIONAL INTERESTS			
											EMPLOYED (YES/NO)	OWNERSHIP / INTEREST IN PROPERTIES (YES/NIL)	PENSION (YES/NIL)	SUBSIDY / GRANT / SPONSORSHIP (YES/NIL)
20	Xulu	Thulani Vincent	Ward Councillor & EXCO	30-Jun-13	NIL	YES	NIL	NIL	YES	NIL	NO	NIL	NIL	NIL
21	Mkhize	Bhekithemba Mtuza	Ward Councillor	24-May-13	NIL	YES	NIL	NIL	NIL	YES	YES	NIL	NIL	NIL
22	Jaca	Vela Patrick	Ward Councillor	30-Jun-13	NIL	NIL	NIL	NIL	NIL	NIL	NO	NIL	NIL	NIL
23	Phungula	Bernard Dumisani	Ward Councillor	4-Jun-13	NIL	YES	NIL	NIL	NIL	YES	YES	YES	NIL	NIL
24	Ngidi	Philani Goodwill	Ward Councillor	30-Jun-13	NIL	NIL	NIL	NIL	NIL	NIL	NO	NIL	NIL	NIL
25	Ryder	David Francis	Ward Councillor	20-May-13	YES	NIL	NIL	NIL	NIL	NIL	NO	YES	YES	NIL
26	McArthur	Glenn Robert	Ward Councillor	3-Jun-13	NIL	NIL	YES	NIL	NIL	NIL	YES	NIL	NIL	NIL
27	Lawrence	Mary Judith	Ward Councillor & EXCO	28-May-13	NIL	NIL	NIL	NIL	NIL	NIL	NO	YES	YES	NIL
28	Govender	Soobramoney Nithia	Ward Councillor	30-Jun-13	NIL	NIL	YES	NIL	NIL	NIL	NO	YES	NIL	NIL
29	Ndlovu	Thandi Patience	Ward Councillor	28-May-13	NIL	NIL	NIL	NIL	NIL	NIL	NO	NIL	NIL	NIL
30	Singh	Jaiheen	Ward Councillor	28-May-13	NIL	YES	NIL	NIL	NIL	NIL	NO	NIL	NIL	NIL
31	Ahmed	Rooksana	Ward Councillor	21-Jun-13	NIL	NIL	NIL	NIL	NIL	NIL	NO	NIL	NIL	NIL
32	Schalkwyk	Mary	Ward Councillor & EXCO	7-Jun-13	NIL	NIL	NIL	NIL	NIL	NIL	YES	NIL	NIL	NIL
33	Atwaru	Nalini	Ward Councillor	23-May-13	NIL	NIL	YES	NIL	NIL	NIL	NO	NIL	NIL	NIL
34	Majola	Eunice Nomagugu	Ward Councillor & EXCO	12-Jun-13	NIL	NIL	NIL	NIL	NIL	NIL	NO	NIL	NIL	NIL
35	Matiwane	Thandi	Ward Councillor	14-May-13	NIL	NIL	NIL	NIL	NIL	NIL	NO	NIL	NIL	NIL
36	Winterbach	Ludwig Johann	Ward Councillor	23-May-13	YES	NIL	NIL	NIL	NIL	NIL	NO	YES	NIL	NIL
37	Lyne	Sandra Patricia	Ward Councillor	23-May-13	NIL	NIL	NIL	NIL	NIL	NIL	NO	YES	NIL	NIL
38	Ndlela	Chris J	PR Councillor - Mayor	30-Jun-13	NIL	NIL	NIL	NIL	NIL	NIL	NIL	YES	NIL	NIL
39	Zuma	Thobani R	PR Councillor - Deputy Mayor	12-Jun-13	YES	NIL	NIL	NIL	NIL	NIL	NO	NIL	NIL	NIL
40	Baijoo	Babu	PR Councillor - Speaker	15-May-13	YES	YES	YES	YES	NIL	NIL	NIL	NIL	NIL	NIL
41	Magubane	Truman V	PR Councillor - Chief Whip	30-Jun-13	NIL	NIL	NIL	NIL	NIL	NIL	NO	NIL	YES	NIL
42	Ngubo	Jabulisile J	PR Councillor - EXCO	30-Jun-13	NIL	NIL	NIL	NIL	NIL	NIL	NO	NIL	NIL	NIL

TABLE 229:MSUNDUZI MUNICIPALITY COUNCILLOR'S DISCLOSURE & DECLARATION OF INTERESTS 2014/2015 FINANCIAL YEAR

NUMBER	SURNAME	NAME	DESIGNATION	DATE OF DISCLOSURE & DECLARATION	SHARES & SECURITIES IN ANY COMPANY (YES/NIL)	MEMBERSHIP OF ANY CLOSED CORPORATION (YES/NIL)	INTERESTS IN ANY TRUST (YES/NIL)	DIRECTORSHIPS (YES/NIL)	PARTNERSHIPS (YES/NIL)	FINANCIAL INTERESTS IN ANY BUSINESS UNDERTAKING (YES/NIL)	ADDITIONAL INTERESTS			
											EMPLOYED (YES/NO)	OWNERSHIP / INTEREST IN PROPERTIES (YES/NIL)	PENSION (YES/NIL)	SUBSIDY / GRANT / SPONSORSHIP (YES/NIL)
43	Inderjit	Manilal	PR Councillor - EXCO	26-Jun-13	NIL	NIL	NIL	NIL	NIL	NIL	NO	NIL	NIL	NIL
44	Lambert	William Francis	PR Councillor - EXCO	21-May-13	YES	NIL	NIL	YES	NIL	NIL	NO	YES	NIL	NIL
45	Haswell	Uraisha	PR Councillor	1 July 2014	NIL	NIL	NIL	NIL	NIL	NIL	NO	NIL	NIL	NIL
46	Bhengu	Ntokozo Patrick	PR Councillor - EXCO	30-Jun-13	NIL	NIL	NIL	NIL	NIL	NIL	NO	NIL	NIL	NIL
47	Dlamini	Tholakele	PR Councillor	30-Jun-13	NIL	NIL	NIL	NIL	NIL	NIL	NO	NIL	NIL	NIL
48	Buthelezi	Doreen	PR Councillor	14-May-13	NIL	NIL	NIL	NIL	NIL	NIL	NO	NIL	NIL	NIL
49	Mbatha	Faith Zonke	PR Councillor	14-May-13	YES	NIL	NIL	NIL	NIL	NIL	NO	NIL	NIL	NIL
50	Ngcobo	Lindiwe	PR Councillor	30-Jun-13	NIL	NIL	NIL	NIL	NIL	NIL	NO	NIL	NIL	NIL
51	Mkhize	Mantombi A	PR Councillor	10-May-13	YES	NIL	NIL	YES	NIL	NIL	NO	NIL	NIL	NIL
52	Zungu	Thandiwe Rosemary	PR Councillor	30-Jun-13	NIL	YES	NIL	NIL	YES	NIL	NO	NIL	NIL	NIL
53	Ngcobo	Kathrine Malindi	PR Councillor	28-May-13	NIL	NIL	NIL	YES	NIL	NIL	NO	NIL	NIL	NIL
54	Soobiah	Rachel	PR Councillor	30-Jun-13	NIL	NIL	NIL	NIL	NIL	NIL	NO	NIL	NIL	NIL
55	Tarr	Michael A	PR Councillor	16-Jun-13	NIL	NIL	NIL	YES	NIL	NIL	NO	YES	YES	NIL
56	Msimango	Nokuthula	PR Councillor	30-Jun-13	NIL	NIL	NIL	NIL	NIL	NIL	NO	NIL	NIL	NIL
57	Ndlovu	Zanele N	PR Councillor	30-Jun-13	NIL	NIL	NIL	NIL	NIL	NIL	NO	NIL	NIL	NIL
58	Ahmed	Najmah B	PR Councillor	14-May-13	NIL	NIL	NIL	NIL	NIL	NIL	NO	NIL	NIL	NIL
59	Zungu	Ningi J	PR Councillor	30-Jun-13	NIL	NIL	NIL	NIL	NIL	NIL	NO	NIL	NIL	NIL
60	Gumede	Noxolo	PR Councillor	30-Jun-13	NIL	NIL	NIL	NIL	NIL	NIL	NO	NIL	NIL	NIL
61	Dlamini	Nokwazi P	PR Councillor	30-Jun-13	NIL	NIL	NIL	NIL	NIL	NIL	NO	NIL	NIL	NIL
62	Ashe	Rodger Pryor	PR Councillor	16-May-13	YES	NIL	NIL	NIL	NIL	NIL	NO	YES	YES	NIL
63	Sikhakhane	Lungisani Nkhaso	PR Councillor	7-May-13	NIL	NIL	NIL	NIL	NIL	NIL	NO	NIL	NIL	NIL
64	Ndlovu	Mandlenkosi David	PR Councillor	12-Jun-13	NIL	NIL	NIL	NIL	NIL	NIL	NO	NIL	NIL	NIL
65	Bradley	Chris	PR Councillor	4-Jun-13	NIL	NIL	NIL	YES	NIL	NIL	NO	NIL	NIL	NIL
66	Zuma	Bukelani	PR Councillor	23-May-13	NIL	YES	YES	NIL	NIL	NIL	NO	NIL	NIL	NIL
67	Zondi	Dolo Phillip	PR Councillor	6-Jun-13	NIL	NIL	NIL	NIL	NIL	NIL	NO	YES	NIL	NIL
68	Ntombela	Dennis T	PR Councillor	30-Jun-13	NIL	YES	NIL	YES	NIL	NIL	NO	NIL	NIL	NIL
69	Sokhela	Balozile C	PR Councillor	30-Jun-13	NIL	NIL	NIL	NIL	NIL	NIL	NO	NIL	NIL	NIL
70	Magwaza	Thokozani	PR Councillor	30-May-13	NIL	NIL	NIL	NIL	NIL	NIL	NO	NIL	NIL	NIL
71	Maphumulo	Msawenkosi	PR Councillor	30-Jun-13	NIL	NIL	NIL	YES	NIL	NIL	NO	NIL	NIL	NIL

TABLE 229:MSUNDUZI MUNICIPALITY COUNCILLOR'S DISCLOSURE & DECLARATION OF INTERESTS 2014/2015 FINANCIAL YEAR														
NUMBER	SURNAME	NAME	DESIGNATION	DATE OF DISCLOSURE & DECLARATION	SHARES & SECURITIES IN ANY COMPANY (YES/NIL)	MEMBERSHIP OF ANY CLOSED CORPORATION (YES/NIL)	INTERESTS IN ANY TRUST (YES/NIL)	DIRECTORSHIPS (YES/NIL)	PARTNERSHIPS (YES/NIL)	FINANCIAL INTERESTS IN ANY BUSINESS UNDERTAKING (YES/NIL)	ADDITIONAL INTERESTS			
											EMPLOYED (YES/NO)	OWNERSHIP / INTEREST IN PROPERTIES (YES/NIL)	PENSION (YES/NIL)	SUBSIDY / GRANT / SPONSORSHIP (YES/NIL)
72	Ngcobo	Thulisiwe	PR Councillor	30-Jun-13	NIL	NIL	NIL	NIL	NIL	NIL	NO	NIL	NIL	NIL
73	Singh	Radhia Bee	PR Councillor	10-May-13	NIL	NIL	NIL	NIL	NIL	NIL	NO	NIL	NIL	NIL

MSUNDUZI MUNICIPALITY EMPLOYEE FINANCIAL DISCLOSURE SUMMARY 2014/2015 FINANCIAL YEAR

TABLE 230: MSUNDUZI MUNICIPALITY EMPLOYEE FINANCIAL DISCLOSURE SUMMARY 2014/2015 FINANCIAL YEAR												
NUMBER	SURNAME	NAME	STRATEGIC BUSINESS UNIT	DESIGNATION	DATE OF DISCLOSURE	SHARES & OTHER FINANCIAL INTERESTS (YES/NIL)	DIRECTORSHIPS & PARTNERHIPS (YES/NIL)	REMUNERATED WORK OUTSIDE THE MUNICIPALITY (YES/NIL)	CONSULTANCIES & RETAINERSHIPS (YES/NIL)	SPONSORSHIPS (YES/NIL)	GIFTS & HOSPITALITY FROM A SOURCE OTHER THAN A FAMILY MEMBER (YES/NIL)	LAND & PROPERTY (YES/NIL)
1	Nkosi	Mxolisi A	Msunduzi Municipality	Municipal Manager	3-Mar-15	NIL	NIL	NIL	NIL	NIL	NIL	YES
2	Nomnganga	Eveon Sabatha	Infrastructure Services Business Unit	Deputy Municipal Manager: Infrastructure Services	25-Feb-15	NIL	NIL	NIL	NIL	NIL	NIL	YES
3	Zulu	Boniwe	Community Services Business Unit	Deputy Municipal Manager: Community Services	25-Feb-15	NIL	NIL	NIL	NIL	NIL	NIL	NIL
4	Ngcobo	Nelisiwe	Financial Services Business Unit	Deputy Municipal Manager: Financial Services	6-Mar-15	NIL	NIL	NIL	NIL	NIL	NIL	YES
5	Ngcobo	Mfankhona Raymond	Economic Development Business Unit	Deputy Municipal Manager: Economic Development	9-Mar-15	NIL	YES	NIL	NIL	NIL	NIL	YES
6	Molapo	Lynnete Ida Mosa	Corporate Services Business Unit	Deputy Municipal Manager: Corporate Services	24-Feb-15	YES	YES	YES	YES	NIL	NIL	YES
7	Sivparsad	Brenden Basil	Infrastructure Services Business Unit	Process Manager: Water & Sanitation	27-Feb-15	NIL	NIL	NIL	NIL	NIL	NIL	YES
8	Mbimbi	Sithembiso	Infrastructure Services Business Unit	Process Manager: Roads & Stormwater	27-Feb-15	YES	NIL	NIL	NIL	NIL	NIL	YES
9	Madlala	Thabani	Infrastructure Services Business Unit	Process Manager: Electricity	25-Feb-15	NIL	NIL	NIL	NIL	NIL	NIL	YES
10	Ngcobo	Mthandeni	Infrastructure Services Business Unit	Manager: Fleet Management	2-Mar-15	NIL	NIL	NIL	NIL	NIL	NIL	YES
11	Raghunandan	Sunjoy	Infrastructure Services Business Unit	Project Manager: Landfill Site	20-Feb-15	NIL	NIL	NIL	NIL	NIL	NIL	YES

TABLE 230: MSUNDUZI MUNICIPALITY EMPLOYEE FINANCIAL DISCLOSURE SUMMARY 2014/2015 FINANCIAL YEAR

NUMBER	SURNAME	NAME	STRATEGIC BUSINESS UNIT	DESIGNATION	DATE OF DISCLOSURE	SHARES & OTHER FINANCIAL INTERESTS (YES/NIL)	DIRECTORSHIPS & PARTNERHIPS (YES/NIL)	REMUNERATED WORK OUTSIDE THE MUNICIPALITY (YES/NIL)	CONSULTANCIES & RETAINERSHIPS (YES/NIL)	SPONSORSHIPS (YES/NIL)	GIFTS & HOSPITALITY FROM A SOURCE OTHER THAN A FAMILY MEMBER (YES/NIL)	LAND & PROPERTY (YES/NIL)
12	Anderson	Niall	Infrastructure Services Business Unit	Process Manager: Project Management Unit	26 February 2015	NIL	NIL	NIL	NIL	NIL	NIL	YES
13	Zuma	Mandla	Community Services Business Unit	Process Manager: Community Development	25-Feb-15	NIL	YES	NIL	NIL	NIL	NIL	YES
14	Khumalo	Kwenza Justice	Community Services Business Unit	Process Manager: Pubic Safety and Enforcement	25-Feb-15	NIL	NIL	YES	NIL	NIL	NIL	NIL
15	Kunene	Lungisani	Community Services Business Unit	Process Manager: Area Based Management	25-Feb-15	YES	YES	NIL	NIL	NIL	NIL	YES
16	Ximba	Ntandoyezwi	Financial Services Business Unit	Process Manager: Assets and Liabilities	6-Mar-15	NIL	NIL	NIL	NIL	NIL	NIL	YES
17	Nxumalo	Sipho	Financial Services Business Unit	Process Manager: Expenditure Management	6-Mar-15	NIL	NIL	NIL	NIL	NIL	NIL	YES
18	Ngobese	Bongani	Financial Services Business Unit	Process Manager: Revenue Management	6-Mar-15	YES	YES	NIL	NIL	NIL	NIL	YES
19	Ndlovu	Ndlovu	Financial Services Business Unit	Process Manager: Supply Chain Management	6-Mar-15	NIL	NIL	NIL	NIL	NIL	NIL	YES
20	Khoza	Sifiso	Financial Services Business Unit	Process Manager: Budget & Treasury Management	6-Mar-15	YES	YES	NIL	NIL	NIL	NIL	YES
21	Zimu	Sipho	Economic Development Business Unit	Process Manager: Local Economic Development	27-Feb-15	NIL	NIL	NIL	NIL	NIL	NIL	YES
22	Nombungu	Emily	Economic Development Business Unit	Process Manager: Human Settlement	20-Feb-15	NIL	NIL	YES	NIL	NIL	NIL	YES
23	Nyakane	Khoali Atkins	Economic Development Business Unit	Process Manager: Town Planning & Environmental Management	27-Feb-15	NIL	NIL	NIL	NIL	NIL	NIL	YES
24	Cowie	Trevor	Economic Development Business Unit	Process Manager: Infrastructure Planning & Survey	26-Feb-15	YES	NIL	NIL	NIL	NIL	NIL	YES
25	Ndlovu	Faith	Corporate Services Business Unit	Process Manager: Human Resources Management	24-Feb-15	YES	NIL	NIL	NIL	NIL	NIL	YES
26	Dubazana	Sipho	Corporate Services Business Unit	Process Manager: Sound Governance	25-Feb-15	NIL	YES	NIL	NIL	NIL	NIL	YES

TABLE 230: MSUNDUZI MUNICIPALITY EMPLOYEE FINANCIAL DISCLOSURE SUMMARY 2014/2015 FINANCIAL YEAR												
NUMBER	SURNAME	NAME	STRATEGIC BUSINESS UNIT	DESIGNATION	DATE OF DISCLOSURE	SHARES & OTHER FINANCIAL INTERESTS (YES/NIL)	DIRECTORSHIPS & PARTNERHIPS (YES/NIL)	REMUNERATED WORK OUTSIDE THE MUNICIPALITY (YES/NIL)	CONSULTANCIES & RETAINERSHIPS (YES/NIL)	SPONSORSHIPS (YES/NIL)	GIFTS & HOSPITALITY FROM A SOURCE OTHER THAN A FAMILY MEMBER (YES/NIL)	LAND & PROPERTY (YES/NIL)
27	Ngebulana	Xolile	Corporate Services Business Unit	Process Manager: Information Communication Technology	6-Mar-15	NIL	NIL	NIL	NIL	NIL	NIL	NIL
28	Van Der Merwe	Johannes Jacobus	Corporate Services Business Unit	Manager: Legal Services	6-Mar-15	YES	NIL	NIL	NIL	NIL	NIL	YES
29	Plaatjies	Madeleine	Corporate Business Unit	Manager: Office of the Municipal Manager	2-Mar-15	NIL	NIL	NIL	NIL	NIL	NIL	YES
30	Dlamini	Blessing	Corporate Business Unit	Manager: Office of the Speaker	2-Mar-15	NIL	NIL	NIL	NIL	NIL	NIL	NIL
31	Mahlangu	Evodia	Corporate Business Unit	Manager: Office of the Mayor	25-Feb-15	NIL	NIL	NIL	NIL	NIL	NIL	YES
32	Mahlaba	Jabulani	Corporate Business Unit	Executive Manager: Internal Audit	2-Mar-15	NIL	NIL	YES	NIL	NIL	YES	YES
33	Zimu	Siwelile	Corporate Business Unit	Manager: Integrated Development Planning	25-Feb-15	YES	YES	NIL	NIL	NIL	NIL	NIL
34	Mafumbatha	Thobeka	Corporate Business Unit	Manager: Marketing & Communication	27-Feb-15	NIL	NIL	NIL	NIL	NIL	NIL	NIL

Note: The above tables are summaries of the declaration template completed by Councillors and Officials of Msunduzi Municipality. Copies of the original full declaration template as per above can be viewed at the Office of the Municipal Manager.

SDBIP 2014/2015 4th QUARTER & ANNUAL PROGRESS REPORT

NO.	DESCRIPTION	PAGE
1	ANNEXURE 1: SDBIP 2014 / 2015 COVER PAGE	406
2	ANNEXURE A: MONTHLY PROJECTION OF REVENUE BY EACH SOURCE	406
3	ANNEXURE B: MONTHLY PROJECTION OF REVENUE COLLECTED BY EACH VOTE	407
4	ANNEXURE C: MONTHLY PROJECTION OF OPERATIONAL EXPENDITURE BY VOTE	407
5	ANNEXURE D: MONTHLY PROJECTION OF CAPITAL EXPENDITURE BY VOTE	408
6	ANNEXURE E: COVER PAGE: REGULATED KEY PERFORMANCE INDICATORS	410
7	REGULATED KEY PERFORMANCE INDICATORS OVERVIEW	412
8	REGULATED MUNICIPAL PERFORMANCE INDICATORS REPORT	412
9	ORGANIZATIONAL OVERVIEW	416
10	ANNEXURE F: CBU COVER PAGE	418
11	CORPORATE BUSINESS UNIT OVERVIEW	418
12	OFFICE OF THE SPEAKER OVERVIEW	420
13	OFFICE OF THE SPEAKER REPORT	421
14	OFFICE OF THE MAYOR OVERVIEW	423
15	OFFICE OF THE MAYOR REPORT	424
16	OFFICE OF THE MUNICIPAL MANAGER	425
17	OFFICE OF THE MUNICIPAL MANAGER REPORT	426
18	ANNEXURE G: COMMUNITY SERVICES COVER PAGE	427
19	COMMUNITY SERVICES OVERVIEW	427
20	AREA BASED MANAGEMENT OVERVIEW	429
21	AREA BASED MANAGEMENT REPORT	430
22	HEALTH & SOCIAL SERVICES OVERVIEW	432
23	HEALTH & SOCIAL SERVICES REPORT	433
24	COMMUNITY DEVELOPMENT OVERVIEW	434
25	COMMUNITY DEVELOPMENT REPORT	436
26	PUBLIC SAFETY ENFORCEMENT & DISASTER MANAGEMENT OVERVIEW	438
27	PUBLIC SAFETY ENFORCEMENT & DISASTER MANAGEMENT REPORT	439
28	SAFE CITY - MUNICIPAL ENTITY OVERVIEW	441
29	SAFE CITY - MUNICIPAL ENTITY REPORT	442
30	ANNEXURE H: INFRASTRUCTURE SERVICES COVER PAGE	443
31	INFRASTRUCUTURE SERVICES OVERVIEW	443
32	WATER & SANITATION OVERVIEW	444
33	WATER & SANITATION REPORT	445
34	ROADS, TRANSPORTATION & PUBLIC WORKS OVERVIEW	448
35	ROADS, TRANSPORTATION & PUBLIC WORKS REPORT	449
36	ELECTRICITY OVERVIEW	459
37	ELECTRICITY REPORT	460
38	LANDFILL SITE OVERVIEW	461
39	LANDFILL SITE REPORT	462
40	FLEET MANAGEMENT OVERVIEW	463
41	FLEET MANAGEMENT REPORT	464
42	ANNEXURE I: ECONOMIC DEVELOPMENT COVER PAGE	465
43	ECONOMIC DEVELOPMENT OVERVIEW	465
44	LOCAL ECONOMIC DEVELOPMENT OVERVIEW	467
45	LOCAL ECONOMIC DEVELOPMENT REPORT	469
46	PLANNING & ENVIRONMENTAL MANAGEMENT OVERVIEW	474
47	PLANNING & ENVIRONMENTAL MANAGEMENT REPORT	475
48	HUMAN SETTLEMENTS OVERVIEW	477
49	HUMAN SETTLEMENTS REPORT	477
50	ANNEXURE 2: OPERATIONAL PLAN 2013 / 2014 COVER PAGE	478
51	ORGANIZATIONAL OVERVIEW	478
52	ANNEXURE A: CBU COVER PAGE	479
53	CORPORATE BUSINESS UNIT OVERVIEW	480
54	INTERNAL AUDIT OVERVIEW	481
55	INTERNAL AUDIT REPORT	483
56	PERFORMANCE MANAGEMENT SYSTEM OVERVIEW	484
57	PERFORMANCE MANAGEMENT SYSTEM REPORT	485
58	MARKETING MANAGEMENT OVERVIEW	487
59	MARKETING MANAGEMENT REPORT	488
60	INTEGRATED DEVELOPMENT PLAN OVERVIEW	490
61	INTEGRATED DEVELOPMENT PLAN REPORT	491
62	ANNEXURE B: FINANCE BUSINESS UNIT COVER PAGE	492
63	FINANCE BUSINESS UNIT OVERVIEW	492
64	BUDGET & TREASURY UNIT OVERVIEW	493
65	BUDGET & TREASURY UNIT REPORT	494
66	EXPENDITURE MANAGEMENT OVERVIEW	496
67	EXPENDITURE MANAGEMENT REPORT	499
68	REVENUE MANAGEMENT OVERVIEW	499
69	REVENUE MANAGEMENT REPORT	500
70	SUPPLY CHAIN MANAGEMENT OVERVIEW	503
71	SUPPLY CHAIN MANAGEMENT REPORT	504
72	ASSETS & LIABILITIES OVERVIEW	506
73	ASSETS & LIABILITIES REPORT	507

74	ANNEXURE C: INFRASTRUCTURE SERVICES BUSINESS UNITCOVER PAGE	509
75	INFRASTRUCTURE SERVICES BUSINESS UNIT OVERVIEW	509
76	PROJECT MANAGEMENT UNIT OVERVIEW	510
77	PROJECT MANAGEMENT UNIT REVIEW	511
78	ANNEXURE D: CORPORATE SERVICES BUSINESS UNIT COVER PAGE	513
79	CORPORATE SERVICES BUSINESS UNIT OVERVIEW	513
80	LEGAL SERVICES UNIT OVERVIEW	514
81	LEGAL SERVICES UNIT REPORT	515
82	INFORMATION COMMUNICATION TECHNOLOGY UNIT OVERVIEW	516
83	INFORMATION COMMUNICATION TECHNOLOGY UNIT REPORT	517
84	SOUND GOVERNANCE UNIT OVERVIEW	519
85	SOUND GOVERNANCE UNIT REPORT	520
86	HUMAN RESOURCES MANAGEMENT UNIT OVERVIEW	524
87	HUMAN RESOURCES MANAGEMENT UNIT REPORT	525
88	ANNEXURE I: ECONOMIC DEVELOPMENT COVER PAGE	528
89	ECONOMIC DEVELOPMENT BUSINESS UNIT OVERVIEW	528
90	INFRASTRUCTURE PLANNING & SURVEY OVERVIEW	529
91	INFRASTRUCTURE PLANNING & SURVEY REPORT	530

ANNEXURE E

SERVICE DELIVERY & BUDGET IMPLEMENTATION PLAN FOR THE 2014/2015 FINANCIAL YEAR

ANNEXURE A: MONTHLY PROJECTION & ACTUAL OF REVENUE BY EACH SOURCE					
Description	Budget Year 2014/15 - Month ending June 2015				
R thousand	June Projected	Actual	Reason for Deviation	Corrective Measure	Source Document
Revenue By Source					
Property rates	54 921	43 971	Rates revenue has decreased due to adjustments to the Municipal Properties.	The Rates Department is finalising these properties.	**FIGURES:** PROMIS **COMMENTS BY:** Jayshree Govender and checked by Moses/Bongani Ngobese
Property rates - penalties & collection charges	3 269	2 015	Reduction in the interest rate has resulted in this variance. Reduced to Prime + 1%	Under review by the Budget Office	**FIGURES:** PROMIS **COMMENTS BY:** Jayshree Govender and checked by Moses/Bongani Ngobese
Service charges - electricity revenue	135 712	132 850	Electricity write offs in Nov and Dec resulted in the actual to be lower as those meters are no longer being estimated. The trend for the actual to be lower will remain until the end of 2015.	Projection should be based on the consumption of the existing meters. This is only possible upon the completion of the task team meter audit.	**FIGURES:** PROMIS **COMMENTS BY:** Jayshree Govender and checked by Moses/Bongani Ngobese
Service charges - water revenue	32 607	33 954	Improved Meter readings and reduction in estimations has resulted in this variance.	Variance is monitored for review of the budget.	**FIGURES:** PROMIS **COMMENTS BY:** Jayshree Govender and checked by Moses/Bongani Ngobese
Service charges - sanitation revenue	10 549	10 148	Variance not significant	Under Review by the Budget Office.	**FIGURES:** PROMIS **COMMENTS BY:** Jayshree Govender and checked by Moses/Bongani Ngobese
Service charges - refuse revenue	7 309	6 260	Variance as a result of differences in the modeling and budget.	Under Review by the Budget Office.	**FIGURES:** PROMIS **COMMENTS BY:** Jayshree Govender and checked by Moses/Bongani Ngobese
Service charges - other					
Rental of facilities and equipment	3 100	1 950	1. **Community Halls:** Actual revenue amounted to R86 434 compared to the anticipated amount of R146 824. 2. **The Northdale Hall:** Is leased to SASSA (pension payouts) on a monthly basis. Budgeted amount was R25 297 although R980 was received for June. 3. **Winston Churchill:** No revenue was received for June. 4. **Truro Centre:** Revenue received in June interim amounted to R14 925 for the hire of this Hall compared to the anticipated amount of R37 875. 5. **Library:** Revenue for internal rental amounted to R30 743 was received; the same amount was actually received in June.	1. Receipting of revenue received must continue to be done on a daily basis and revenue received closely monitored.	**FIGURES:** PROMIS **COMMENTS BY:** Community Services Business Unit
Interest earned - external investments	2 687	6 672	The actual revenue on this is dependent on the amount of investment Council has at a given point.	Nil	**FIGURES:** -PROMIS **COMMENTS BY:** Finance Business Unit
Interest earned - outstanding debtors	110	158	Increase in debtors	Various initiatives are being applied to improve collections.	**FIGURES:** PROMIS **COMMENTS BY:** Jayshree Govender and checked by Moses/Bongani Ngobese
Dividends received					
Fines	1 845	1 967	1. **Fines:** The revenue received for June interim was R88 700 compared to the projected amount of R118 468. 2. **Fines - Camera:** Revenue for June interim reflected R1 876 966 compared to the projected amount of R1 723 575.	The department must follow up on the reasons as to why lesser amounts for Fines was received.	**FIGURES:** -PROMIS **COMMENTS BY:** Community Services Business Unit
Licenses and permits	7	11	Revenue determined by number of applications for Licences/permits received.	Revenue is determined by the number of Business Licences being applied for.	**FIGURES:** -PROMIS **COMMENTS BY:** Economic Development Business Unit

ANNEXURE A: MONTHLY PROJECTION & ACTUAL OF REVENUE BY EACH SOURCE					
Description	Budget Year 2014/15 - Month ending June 2015				
R thousand	June Projected	Actual	Reason for Deviation	Corrective Measure	Source Document
Agency services	50	103	Revenue for June interim was R102 973 compared to the budgeted amount of R49 888. Income received depends on circumstances as and when the request for Fire Department services are received.	The department must continue to monitor the monthly requests as compared to the budgetted amount.	**FIGURES:** -PROMIS **COMMENTS BY:** Community Services Business Unit
Transfers recognized - operational	13 544	14 190	1. **Library:** The projected revenue to be claimed for June interim was R2 285 753 although R5 255 832 was actually claimed during June interim. The purchase of books is an ongoing process.	1. The department must monitor the purchase of the new books on a monthly basis.	**FIGURES:** -PROMIS **COMMENTS BY:** ISF and Community Services Business Unit
Other revenue	11 422	14 673	1. **Parking Meter Revenue:** R78 218 was anticipated whereas R101 330 was actually received. Documents were processed late in May and revenue was reflected in June. 2. **Burials:** An amount of R51 213 was anticipated although R242 021 was received. 3. **Cremations:** Was R45 768 over budget for June interim. 4. **Sundries - Cemeteries:** The anticipated amount was R610.00 although R4 008 was received. This revenue received is for the purchase of grave sites.	Traffic department must ensure that documents are aubmitted on time.	**FIGURES:** -PROMIS
Gains on disposal of PPE					
Total Revenue (excluding capital transfers and contributions	**277 133**	**268 922**			

ANNEXURE B: MONTHLY PROJECTION & ACTUAL OF REVENUE COLLECTED BY EACH VOTE					
Description	Budget Year 2014/15 - Month ending June 2015				
R thousand	June Projected	Actual	Reason for Deviation	Corrective Measure	Source Document
Revenue by Vote					
	993	3 365	Accrual raised for Training levy recoveries. Please note that SETA pays at their discretion. The submission of the annual training report was submitted on 30 April 2015, assessments will take place from SETA, and SETA normally pays in the first quarter of our financial year. Payment are not regular or divided into equal payments over the financial year.	Nil	**FIGURES:** -PROMIS **COMMENTS BY:** Corporate Business Unit
	61 985	52 923	Rates revenue has decreased due to adjustments to the Municipal Properties.	The Rates Department is finalising these properties.	**FIGURES:** -PROMIS **COMMENTS BY:** Finance Business Unit
	205 869	201 216	The variance is 2.26%. No revenue reflected for Huletts external charges and external rental for Prof Nyembezi building.	Nil	**FIGURES:** -PROMIS **COMMENTS BY:** Infrastructure Business Unit
	8 285	11 418	1. **Community Halls:** Actual revenue for June interim was R86 434 compared to R146 824 which was budgetted. All Journals are processed in mid May and are reflected in June. 2. **The Northdale Hall:** Is leased to SASSA (pension payouts) on a monthly basis. 3. **Winston Churchill:** No revenue was received. 4. **Truro Centre:** Hall bookings dropped during June. 5. **Fines:** Revenue for the total amount received for Traffic fines for June reflected R1 965 666. The projected amount was R1 842 043. 6. **Library:** Books are regularily being purchased although the amount actually claimed in June was R5 255 832 - this is R2 970 079 over the estimated amount.	1. Receipting of revenue received must be done on a daily basis. 6. The department must monitor the purchase of the new books on a monthly basis.	**FIGURES:** -PROMIS **COMMENTS BY:** Community Services Business Unit
Total Revenue	**277 133**	**268 922**			

ANNEXURE C: MONTHLY PROJECTION & ACTUAL OF OPERATIONAL EXPENDITURE BY VOTE					
Description	Budget Year 2014/15 - Month ending June 2015				
R thousand	June Projected	Actual	Reason for Deviation	Corrective Measure	Source Document
Expenditure - Standard					
Governance and administration	**47 019**	**64 523**			
Executive and council	9 746	6 886	General Expenses: (votes 010 100 1625, 014 100 1286, 011 100 1330, 013 115 1015) expenses are not fixed monthly expenses- scheduled programmes are undertaken, 010 115 1105 Journal passed reversing an accrual; Repairs & Maintenance: Repairs to vehicles and buildings are undertaken when necessary- not fixed monthly expense; Salaries: expenses as per number of staff on the pay roll	NIL	**FIGURES:** -PROMIS **COMMENTS BY:** MM's Office (Vino Padayachee)
Budget and treasury office	30 321	37 271	Accruals for expenses put through at year-end	Possibility of doing monthly accruals.	**FIGURES:** -PROMIS **COMMENTS BY:** Finance Business Unit
Corporate services	6 952	20 367	Expenditure for June 2015 are as follows : Salaries (R6 million), Repairs and Maintennace (R824 604), General expenses (R4.5 million). Exenditure is on par as per previous months(+-91% expenditure rate for June 2015).Expenditure were also only paid after services were completed.	Nil	**FIGURES:** -PROMIS **COMMENTS BY:** Corporate Services Business Unit (Loshnie Pillay)
Community and public safety	**38 393**	**54 289**			
Community and social services	5 942	8 904	1. A significant proportion of operational expenditure comprises Depreciation, Water & Electricity costs, Insurance General, Departmental Charges and Interest on DBSA and INCA. **2. Stores & Materials:** The budgetted amount for June interim was R13 259 whereas R58 127 was actually spent. The departments most affected were Fire and TAG. **3. Vehicle Repairs:** Expenses incurred for June was R13 453 under the budgetted amount. **4. Tatham Art Gallery:** The anticipated Operating expenditure for June was R59 225 although R81 905 was actually spent. **5. Grounds & Open Spaces:** Expenditure for June was R1 051 037 compared to the budgetted amount of R507 640. **6. Fuel - Cemeteries:** The anticipated expenditure for June is R66 702 although R145 634 was reflected. **7. Library - Operating Expenses:** An amount of R4 326 564 was claimed during the June period which is R2 124 811 under the actual amount claimed.	2. Departments must concentrate on their monthly expenses from now on. 6: The cemetery branch must monitor expenditure on a monthly basis. 7. The Library must monitor their monthly purchase of books on a monthly basis.	**FIGURES:** -PROMIS **COMMENTS BY:** Community Services Business Unit
Sport and recreation	8 544	11 730	1. A significant proportion of operational expenditure comprises Depreciation, Water & Electricity costs, Insurance General, Departmental Charges and Interest on DBSA, Salaries and INCA. **2. Stores & Materials:** The anticipated expenditure for June was R102 113 although R38 441 was spent. **3. Buildings:** The budgetted amount for June was R618 063 although R2 920 284 was spent. **4. Vehicles:** The budgetted amount for the Repairs to Vehicles was R150 216 whereas R275 385 was spent. **5. Grounds and Open Spaces:** The budgetted amount was R489 178 although R1 051 037 was spent. **6. Herbicides:** The amount spent during the June period was R146 095 which is R115 471 over the budgetted amount.	This department must monitor their monthly expenditure more closely and not under or overspend according to their allocated budget. Expenditure on the Repairs to Buildings, Vehicles, Grounds & Open Spaces and Herbicides must be closely monitored.	**FIGURES:** -PROMIS **COMMENTS BY:** Community Services Business Unit

ANNEXURE C: MONTHLY PROJECTION & ACTUAL OF OPERATIONAL EXPENDITURE BY VOTE					
Description	Budget Year 2014/15 - Month ending June 2015				
R thousand	June Projected	Actual	Reason for Deviation	Corrective Measure	Source Document
Public safety	18 230	26 052	1. A significant proportion of operational expenditure comprises Depreciation, Water & Electricity costs, Insurance General, Departmental Charges and Interest on DBSA, Salaries and INCA. **2. Maintenance Agreements:** These are usually paid annually in June and therefore expenditure is R39 881 over the budgetted amount. **3. Safe City Project:** An amount of R6 800 000 was spent during June for the purchase and installation of CCTV cameras. **4. EPWP:** Funds on this project are virtually depleted and only hire charges are being spent: R10 032 was spent during June period. **5. Ad Hoc Security:** The monthly expenditure is R2 423 034 although R1 789 235 was processed. This is due to the fact that some May invoices for Jika Joe will be processed in July as accruals. Funds to pay these invoices must be identified. **6. Printing and Stationery:** An amount of R100 889 was spent in the June period compared to the budgetted amount of R35 496. This is due to the fact that Summons books were purchased. **7. Uniforms:** Expenditure on Uniforms was R1 139 691 compared to the budgetted amount of R131 192. This is due to the fact that R839 150 was used and accrued to offset expenditure on Ad Hoc security - Jika Joe project.	2. The department must ensure that the Maintenance Agreements are paid at the appropriate time. 5. The department must ensure that sufficient funds are available to pay monthly invoices.	**FIGURES:** -PROMIS **COMMENTS BY:** Community Services Business Unit
Housing	2 310	3 434			**FIGURES:** -PROMIS **COMMENTS BY:** Economic Development Business Unit
Health	3 367	4 169	1. A significant proportion of operational expenditure comprises Depreciation, Water & Electricity costs, Insurance General, Departmental Charges and Interest on DBSA, Salaries and INCA. **2. Food:** An amount of R2 039 122 was accrued to pay Ad Hoc Security invoices. **3. Stores & Materials:** Expenditure incurred during the June period was R41 130 over the budgetted amount.	The Department must monitor their expenditure on Stores & materials.	**FIGURES:** -PROMIS **COMMENTS BY:** Community Services Business Unit
Economic and environmental services	**34 683**	**75 820**			
Planning and development	7 185	8 217	Accruals for expenses put through at year-end	Possibility of doing monthly accruals.	**FIGURES:** -PROMIS **COMMENTS BY:** Economic Development Business Unit
Road transport	27 498	67 603	R42 398 798.of IRPTN expenses was processed in June	Nil	**FIGURES:** -PROMIS **COMMENTS BY:** Infrastructure Business Unit
Environmental protection					
Trading services	**172 980**	**227 603**			
Electricity	114 534	164 083	Electricity bulk purchases projection has been understated.	Budgetary projects must be in line with billing viz:peak and off peak tariffs.	**FIGURES:** -PROMIS **COMMENTS BY:** Infrastructure Business Unit
Water	37 943	37 936	Actual in line with budget	Nil	**FIGURES:** -PROMIS **COMMENTS BY:** Infrastructure Business Unit
Waste water management	12 046	12 441	Actual in line with budget	Nil	**FIGURES:** -PROMIS **COMMENTS BY:** Infrastructure Business Unit

ANNEXURE C: MONTHLY PROJECTION & ACTUAL OF OPERATIONAL EXPENDITURE BY VOTE					
Description	Budget Year 2014/15 - Month ending June 2015				
R thousand	June Projected	Actual	Reason for Deviation	Corrective Measure	Source Document
Waste management	8 457	13 144	**Waste Management:** 1. A significant proportion of operational expenditure comprises Depreciation, Water & Electricity costs, Insurance General, Departmental Charges and Interest on DBSA, Salaries and INCA. Departments 175 and 185 are included in this section but are not controlled by Community Services. **2. Uniforms:** An amount of R53 169 should have been spent although R5 231 was spent in June period. Uniforms are currently being purchased from the SMME vote. Journals are to be processed. **3. Building Repairs:** An amount of R14 742 was budgetted for June although R59 125 was spent. **4. Community Based Services-Vulindlela:** Funds allocated to this vote is R1m or R83 333 per month. However, R999 939 was used to purchase bins which are non-capital items. **5. External Services:** An amount of R406 630 was spent in June. a large portion of this amount was used for Co-Ops - refuse collection services.	2. The department must ensure that the Journals are processed. 3. The department must ensure that building repairs commence from now on.	**FIGURES:** -PROMIS **COMMENTS BY:** Community Services Business Unit
Other	3 817	4 030	Accruals for expenses put through at year-end	Possibility of doing monthly accruals.	
Total Expenditure - Standard	**296 892**	**426 264**			

ANNEXURE D: MONTHLY PROJECTION & ACTUAL OF CAPITAL EXPENDITURE BY VOTE					
	Budget Year 2014/15 - Month ending June 2015				
R thousand	June Projected	Actual	Reason for Deviation	Corrective Measure	Source Document
Multi-year expenditure to be appropriated					
Vote 1 - Corporate Services and Planning	6 880	16 723	58% of the total capital budget for Corporate Services capital projects were completed and delivered mostly in June, so full payments were effected as per contract prices after services were rendered	Start SCM process early	**FIGURES:** -PROMIS **COMMENTS BY:** Corporate Services Business Unit
Vote 2 - Financial Management Area	1 659	(1 627)	Re-allocation of non-capital items such as project management fee, licence fee, training from capital to operating i.r.o. SAP Financial Management system	To budget for individual components of capital project correctly.	**FIGURES:** -PROMIS
Vote 3 - Infrastructure Development, Service Delivery and Maintenance Management	46 919	65 217	Capital expenditure started slower than anticipated, however expenditure gains momentum towards the later part of construction.	Nil	**FIGURES:** -PROMIS **COMMENTS BY:** Infrastructure Business Unit

ANNEXURE D: MONTHLY PROJECTION & ACTUAL OF CAPITAL EXPENDITURE BY VOTE					
	Budget Year 2014/15 - Month ending June 2015				
R thousand	June Projected	Actual	Reason for Deviation	Corrective Measure	Source Document
Vote 4 - Sustainable Community Service Delivery Provision Management	6 281	26 333	The following projects showed expenditure in June: 1. Trust: refurbishment of Public toilets 2. Fencing of Lotus Park 3. Completion of Moses Mabhida Centre 4. Berg Street pool refurbishment 5. Caluza Sports Facility 6. Storage for permanent Art collection 7. Lift installation: Library 8. Renovation of Halls 9. Trust disabled septic tank wash troughs 10. Alex Park revitalisation master 11. Roof refurbishment - Tatham Art Gallery 12. Refurbishment of church - TAG 13. Renovation of roof - Tatham Art Gallery 14. Regional Athletics Track 15. Relocate parking/entrance Olympic pool 16. Parking TAG 17. Grading of venues - Parks 18. Plant & Equipment Disaster Management 19. Critical Fire Fighting Equipment 20. Plant & Equipment - Parks 21. Security light - Crematorium 22. Goal Posts & Blowers 23. Repeater - Fire 24. DLTC Equipment - Traffic 25. Upgrade Armory - Traffic 26. Bacterial contamination test kit 27. Base sets - Fure 28. Visual equipment - TAG 29. Radio - Fire 30. Computers - Health 31. Digitisation - Library 32. Alalysers - Air Pollution 33. Furniture - Crematorium & Offices 34. Surveilance Cameras - TAG 35. Furniture - Library 36. Furniture - Disasier Management 37. Airconditioning Plant - TAG 38. Vehicles - Library There are other projects which have commenced and expenditure will be reflected in June. Either specifications are being developed, documents are with SCM, the contractors are on site, the necessary vote creations/reallocations are awaiting authorisation from SMC or the forms are being processed.	Progress reports on the capital budget are tabled by the respective DMM's, PM's and project champions at the Grants and Capital expenditure meetings held every Monday.	**FIGURES:** -PROMIS **COMMENTS BY:** Community Services Business Unit
Capital multi-year expenditure sub-total	**61 739**	**106 647**			

ANNEXURE E

SERVICE DELIVERY & BUDGET IMPLEMENTATION PLAN - REGULATED PERFORMANCE INDICATORS - 2014/2015

REGULATED KEY PERFORMANCE INDICATORS OVERVIEW
SDBIP 2014/2015 4th QUARTER & ANNUAL PROGRESS REPORT

	TOTAL PROJECTS	KEY
	1 NIL ACHIEVED	
	2 TARGET PARTIALLY MET	
	3 TARGET MET	
	4 TARGET EXCEEDED	
	5 TARGET EXCEEDED BY 100 %	
	NOT APPLICABLE	

1 REGULATED KEY PERFORMANCE INDICATORS OVERVIEW

1.1 TOTAL PROJECTS: 14
1.1.1 OPERATING PROJECTS 10
1.1.2 CAPITAL PROJECTS 4

1.2 GRAPHICAL REPRESENTATION OF PERFORMANCE: OPERATING PROJECTS

REGULATED KEY PERFORMANCE INDICATORS OVERVIEW
SDBIP 2014/2015 4TH QUARTER & ANNUAL PROGRESS REPORT

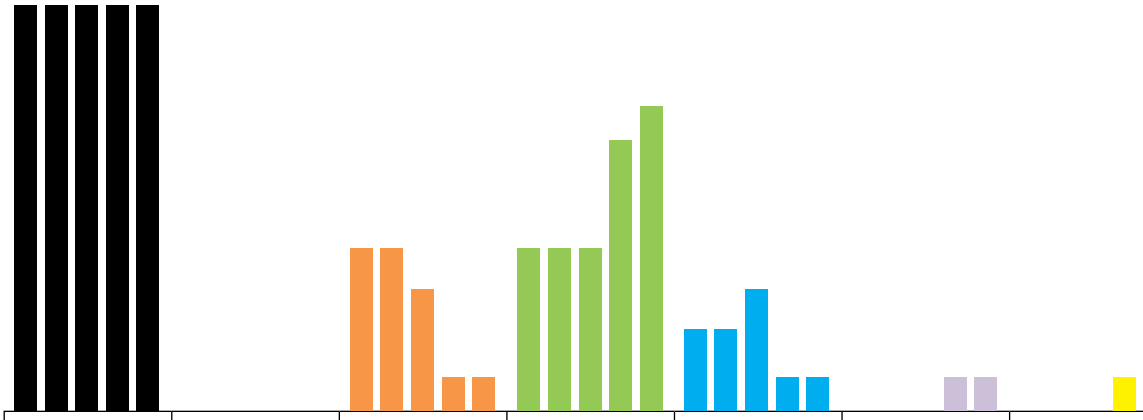

	Total Projects	1 Nil Achieved	2 Target Partially Met	3 Target Met	4 Target Exceeded	5 Target Exceeded by 100%	No Applicable
Quarter 1	100%	0%	40%	40%	20%	0%	0%
Quarter 2	100%	0%	40%	40%	20%	0%	0%
Quarter 3	100%	0%	30%	40%	30%	0%	0%
Quarter 4	100%	0%	8.33%	66.66%	8.33%	8.33%	8.33%
Annual	100%	0%	8.33%	75%	8.33%	8.33%	0%

2.1 GRAPHICAL REPRESENTATION OF PERFORMANCE: CAPITAL PROJECTS

REGULATED KEY PERFORMANCE INDICATORS OVERVIEW
SDBIP 2014/2015 4TH QUARTER & ANNUAL PROGRESS REPORT

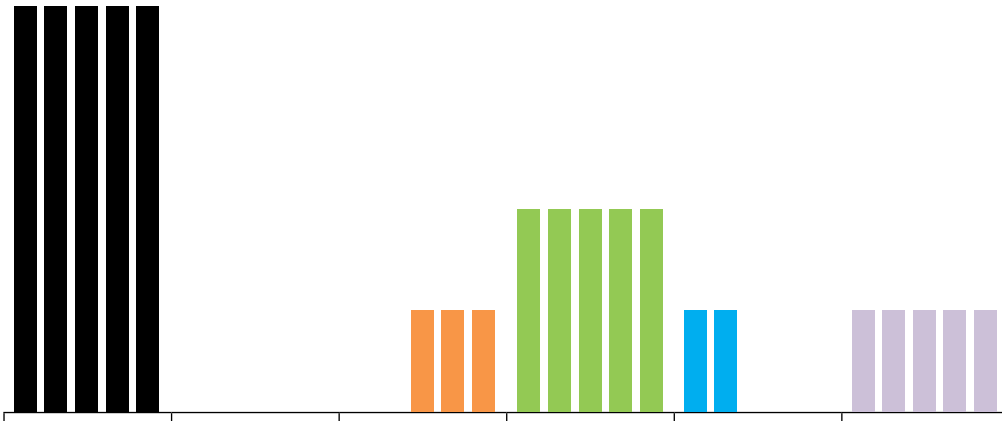

	Total Projects	1 Nil Achieved	2 Target Partially Met	3 Target Met	4 Target Exceeded	5 Target Exceeded by 100%	No Applicable
Quarter 1	100%	0%	0%	50%	25%	25%	0%
Quarter 2	100%	0%	0%	50%	25%	25%	0%
Quarter 3	100%	0%	25%	50%	0%	25%	0%
Quarter 4	100%	0%	25%	50%	0%	25%	0%
Annual	100%	0%	25%	50%	0%	25%	0%

SERVICE DELIVERY & BUDGET IMPLEMENTATION PLAN FOR THE 2014/2015 FINANCIAL YEAR
REGULATED MUNICIPAL PERFORMANCE INDICATORS
REGULATED : Local Government: Municipal Planning and Performance Management Regulations, 2001

INDEX	IDP REFERENCE	SDBIP REFERENCE	OUTCOME 9	NATIONAL KEY PERFORMANCE AREA	OUTPUT	INDICATOR	UNIT OF MEASURE / CALCULATIONS	ANNUAL TARGET / KEY PERFORMANCE INDICATOR / OUTPUT	PERFORMANCE REPORTING - QUARTER 4 - QUARTER ENDING JUNE 2015							PERFORMANCE REPORTING - ANNUAL REPORTING (1 JULY 2014 - 30 JUNE 2015)						
									QUARTER 4 - QUARTER ENDING JUNE 2015							ANNUAL REPORTING (1 JULY 2014 - 30 JUNE 2015)						
									QUARTER 4 TARGET	QUARTER 4 PROGRESS - ACTUAL	ACTUAL (1,2,3,4,5, Not Applicable)	REASON FOR DEVIATION	CORRECTIVE MEASURE	TIMEFRAME TO IMPLEMENT CORRECTIVE MEASURES	SOURCE DOCUMENT	ANNUAL TARGET	ANNUAL PROGRESS - ACTUAL	ACTUAL (1,2,3,4,5, Not Applicable)	REASON FOR DEVIATION	CORRECTIVE MEASURE	TIMEFRAME TO IMPLEMENT CORRECTIVE MEASURES	SOURCE DOCUMENT
A	A2	RPI 01	DIFFERENTIATED APPROACH TO MUNICIPAL FINANCING, PLANNING AND SUPPORT	NKPA 1 - MUNICIPAL TRANSFORMATION AND ORGANIZATIONAL DEVELOPMENT	Workplace skills development	Budget spent on Work Skills Plan	Budgeted amount	10 344 900	100% (10 344 900)	10288434	2	N/A	N/A	N/A	Expenditure Reports	10 344 900	10288434	2	N/A	N/A	N/A	Expenditure Reports
							Actual amount spent	10 344 900	10 344 900	10288434	2	N/A	N/A	N/A		10 344 900	10288434	2	N/A	N/A	N/A	
							Percentage spent	100%	100%	99%	2	N/A	N/A	N/A		100%	99%	2	N/A	N/A	N/A	
A	A1	RPI 02			Employment equity	Number of people from employment equity target groups employed in the three highest levels of management	Number	African Female - 4	N/A	N/A	NOT APPLICABLE	N/A	N/A	N/A	N/A	African Female - 4	African Female - 4	3	N/A	N/A	N/A	N/A
B	B1	RPI 03	IMPROVED ACCESS TO BASIC SERVICES	NKPA 2 - BASIC SERVICE DELIVERY	Improved access to basic services	Number (as well as percentage) of households with access to potable (drinkable) water	Number	150 New Water connections completed by the 30 June 2015 (158065 to 158215)	150 New Water connections completed by the 30 June 2015 (158065 to 158215)	183 New Water connections completed	3	N/A	N/A	N/A	Water Connections Spreadsheet	150 New Water connections completed by the 30 June 2015 (158065 to 158215)	183 New Water connections completed	3	N/A	N/A	N/A	Water Connections Spreadsheet
							Percentage	100%	100%	N/A	N/A	N/A	N/A	N/A	N/A	100%	121.00%	N/A	N/A	N/A	N/A	N/A
B	B1	RPI 04				Number (as well as percentage) of households with access to sanitation	Number	200 New Sewer connections (Waterborne) completed by the 30 June 2015 (85253 to 85453)	200 New Sewer connections (Waterborne) completed by the 30 June 2015 (85253 to 85453)	106 New Sewer connections (Waterborne) completed	2	Ward 10 and Ward 16 Projects encountered delays on site.	Connections to be completed in 2015 - 2016 financial year	2015 - 2016 financial Year	Sewer Connections spreadsheet	200 New Sewer connections (Waterborne) completed by the 30 June 2015 (85253 to 85453)	106 New Sewer connections (Waterborne) completed	2	Ward 10 and Ward 16 Projects encountered delays on site.	Connections to be completed in 2015 - 2016 financial year	2015 - 2016 financial Year	Sewer Connections spreadsheet
							Percentage	100%	100%	N/A	N/A	N/A	N/A	N/A	N/A	100%	N/A	N/A	N/A	N/A	N/A	N/A
B	B1	RPI 05				Number of households with access to refuse removal at least once per week	Number	110 000 households with access to refuse removal at least once per week	110000 households with access to refuse removal at least once per week	120 000 households with access to refuse removal at least once per week	3	N/A	N/A	N/A	Weighbridge Slips, waste daily statistics	110 000 households with access to refuse removal at least once per week	120 000 households with access to refuse removal at least once per week	3	N/A	N/A	N/A	Weighbridge Slips, waste daily statistics
							Percentage	100%	100%	N/A	N/A	N/A	N/A	N/A	N/A	100%	N/A	N/A	N/A	N/A	N/A	N/A
B	B1	RPI 06				Number (as well as percentage) of households with access to electricity	Number	2000 households with access to electricity by the 30th of June 2015	2000 households with access to electricity by the 30th of June 2015	2715 connections achieved by 30th June 2015	4	more households were connected then we estimated. Applications are customer driven	N/A	N/A	JOB CARDS	2000 households with access to electricity by the 30th of June 2015	2715 connections achieved by 30th June 2015	4	more households were connected then we estimated. Applications are customer driven	N/A	N/A	JOB CARDS
							Percentage	100%	100%	N/A	N/A	N/A	N/A	N/A	N/A	100%	N/A	N/A	N/A	N/A	N/A	N/A
B	B3	RPI 07			Improved access to Free Basic Services	Percentage of households earning less than R3500 per month (application based) with access to free basic services	Percentage	100% of households earning less than R3500 per month (application based) with access to free basic services by the 30th of June 2015	100% of households earning less than R3500 per month (application based) with access to free basic services by the 30th of June 2015	100% of households earning less than R3500 per month (application based) with access to free basic services by the 30th of June 2015	3				Indigent Report	100% of households earning less than R3500 per month (application based) with access to free basic services by the 30th of June 2015	100% of households earning less than R3500 per month (application based) with access to free basic services by the 30th of June 2015	3	N/A	N/A	N/A	Indigent Report

SERVICE DELIVERY & BUDGET IMPLEMENTATION PLAN FOR THE 2014/2015 FINANCIAL YEAR
REGULATED MUNICIPAL PERFORMANCE INDICATORS
REGULATED : Local Government: Municipal Planning and Performance Management Regulations, 2001

INDEX	IDP REFERENCE	SDBIP REFERENCE	OUTCOME 9	NATIONAL KEY PERFORMANCE AREA	OUTPUT	INDICATOR	UNIT OF MEASURE / CALCULATIONS	ANNUAL TARGET / KEY PERFORMANCE INDICATOR / OUTPUT	PERFORMANCE REPORTING - QUARTER 4 - QUARTER ENDING JUNE 2015							PERFORMANCE REPORTING - ANNUAL REPORTING (1 JULY 2014 - 30 JUNE 2015)						
									QUARTER 4 - QUARTER ENDING JUNE 2015							ANNUAL REPORTING (1 JULY 2014 - 30 JUNE 2015)						
									QUARTER 4 TARGET	QUARTER 4 PROGRESS - ACTUAL	ACTUAL (1,2,3,4,5, Not Applicable)	REASON FOR DEVIATION	CORRECTIVE MEASURE	TIMEFRAME TO IMPLEMENT CORRECTIVE MEASURES	SOURCE DOCUMENT	ANNUAL TARGET	ANNUAL PROGRESS - ACTUAL	ACTUAL (1,2,3,4,5, Not Applicable)	REASON FOR DEVIATION	CORRECTIVE MEASURE	TIMEFRAME TO IMPLEMENT CORRECTIVE MEASURES	SOURCE DOCUMENT
C	C1	RPI 08	COMMUNITY WORK PROGRAMME IMPLEMENTED AND COOPERATIVES SUPPORTED	NKPA 3 - LOCAL ECONOMIC DEVELOPMENT	Community Work programme implemented and cooperatives supported	Number of work opportunities created through LED development initiatives including Capital Projects	Number	1000 work opportunities created through LED development initiatives including Capital Projects by the 30th of June 2015	100 work opportunities created through LED development initiatives including Capital Projects	2000 Job Created	5	N/A	N/A	N/A	cwp Report and report on Job Created on Capital projects	100 work opportunities created through LED development initiatives including Capital Projects	2000 Job Created	5	N/A	N/A	N/A	cwp Report and report on Job Created on Capital projects
D	D3	RPI 09	IMPROVED MUNICIPAL FINANCIAL AND ADMINISTRATIVE CAPABILITY	NKPA 4 - FINANCIAL VIABILITY & MANAGEMENT	Improved Audit Opinion	Percentage of a municipality's capital budget actually spent on capital projects identified in the IDP	Percentage : Total spending on capital projects divided by total capital budget x 100	100%	100%	74,87%	2	Only reporting valid reasons could only come from budget holders	N/A	N/A	Capex report	100%	74,87%	2	Only reporting valid reasons could only come from budget holders	N/A	N/A	Capex report
D	D1	RPI 10				Financial viability in terms of debt coverage	Ratio: Total operating revenue received minus operating grants divided by debt service payments (i.e.. Interests plus redemption)	1:0.95	1:0.95	9,25	3	N/A	N/A	N/A	Cash flow	1:0.95	9,25	3	N/A	N/A	N/A	Cash flow
D	D3	RPI 11				Financial viability in terms of cost coverage	Ratio: Available cash plus investments divided by monthly fixed operating expenditure	1:09	1:09	2,74	3	N/A	N/A	N/A	Cash flow	1:09	2,74	3	N/A	N/A	N/A	Cash flow
D	D3	RPI 12				Financial viability in terms of outstanding service debtors to revenue	Ratio: Outstanding service debtors divided by annual revenue actually received for services	1:0.25	1:0.25	7,34	3	N/A	N/A	N/A	Cash flow	1:0.25	0.59	3	N/A	N/A	N/A	Cash flow
B	B1	RPI 13	IMPROVED ACCESS TO BASIC SERVICES	NKPA 2 - BASIC SERVICE DELIVERY	Improved access to basic services	Kilometers of new municipal roads constructed	Kilometers	15	15	19.1	3	N/A	N/A	N/A	Completion Certificates	15	19.1	3	N/A	N/A	N/A	Completion Certificates
B	B1	RPI 14				No. of new houses constructed	No. of Households	1420	1420	2786	5	N/A	N/A	N/A	Completion certificates	1420	2786	5	N/A	N/A	N/A	Completion certificates

ORGANISATIONAL OVERVIEW
SDBIP 2014/2015 4th QUARTER & ANNUAL PROGRESS REPORT

	TOTAL PROJECTS	KEY
	1 NIL ACHIEVED	
	2 TARGET PARTIALLY MET	
	3 TARGET MET	
	4 TARGET EXCEEDED	
	5 TARGET EXCEEDED BY 100 %	
	NOT APPLICABLE	

1 ORGANISATIONAL OVERVIEW

1.1 TOTAL PROJECTS: 180
1.1.1 OPERATING PROJECTS 97
1.1.2 CAPITAL PROJECTS 83

1.2 GRAPHICAL REPRESENTATION OF PERFORMANCE: OPERATING PROJECTS

ORGANISATIONAL OVERVIEW
SDBIP 2014/2015 4TH QUARTER & ANNUAL PROGRESS REPORT

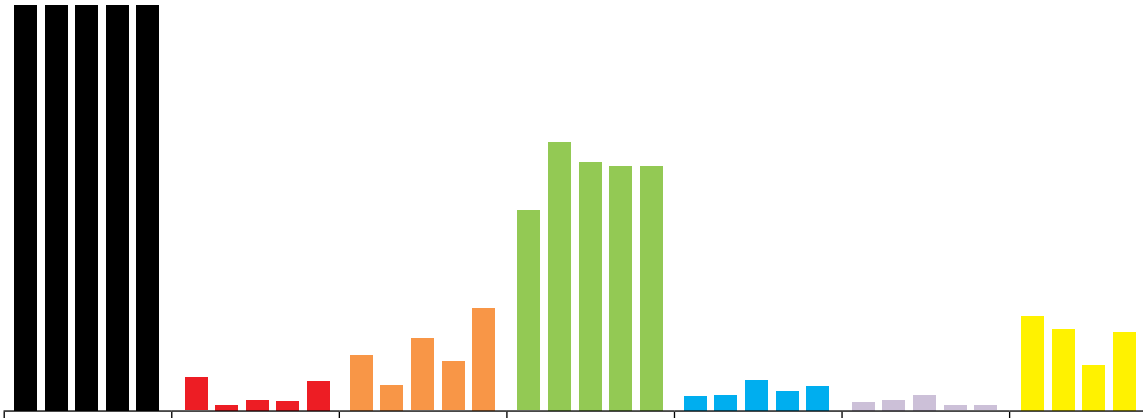

	Total Projects	1 Nil Achieved	2 Target Partially Met	3 Target Met	4 Target Exceeded	5 Target Exceeded by 100%	No Applicable
Quarter 1	100%	8.14%	13.67%	49.30%	3.53%	1.99%	23.34%
Quarter 2	100%	1.25%	6.25%	66.25%	3.75%	2.50%	20%
Quarter 3	100%	2.50%	17.75%	61.25%	7.50%	3.75%	11.25%
Quarter 4	100%	2.40%	12.04%	60.24%	4.81%	1.20%	19.27%
Annual	100%	7.22%	25.30%	60.24%	6.02%	1.20%	0%

1.1.1 A total of 83 Operating Projects were reported on the SDBIP for the 4th QUARTER (ENDING JUNE 2015) & ANNUAL PROGRESS REPORT 2014/2015 financial year

1.1.2 2.40% & 7.22% of the projects were reported as having Nil Achievements for the 4th QUARTER (ENDING JUNE 2015) & ANNUAL PROGRESS REPORT 2014/2015 financial year

1.1.3 12.04% & 25.30% of the projects were reported as having been partially met for the 4th QUARTER (ENDING JUNE 2015) & ANNUAL PROGRESS REPORT 2014/2015 financial year

1.1.4 60.24 of the projects were reported as having been met for the 4th QUARTER (ENDING JUNE 2015) & ANNUAL PROGRESS REPORT 2014/2015 financial year

1.1.5 4.81% & 6.02% of the projects were reported as having exceeded the target for the 4th QUARTER (ENDING JUNE 2015) & ANNUAL PROGRESS REPORT 2014/2015 financial year

1.1.6 1.20% of the projects were reported as having exceeded the target by 100% for 4th QUARTER (ENDING JUNE 2015) & ANNUAL PROGRESS REPORT 2014/2015 financial year

1.1.7 19.27% & 0% of the projects were reported as not applicable due to not having any targets set for the 4th QUARTER (ENDING JUNE 2015) & ANNUAL PROGRESS REPORT 2014/2015 financial year

2.1 GRAPHICAL REPRESENTATION OF PERFORMANCE: CAPITAL PROJECTS

ORGANISATIONAL OVERVIEW
SDBIP 2014/2015 4TH QUARTER & ANNUAL PROGRESS REPORT

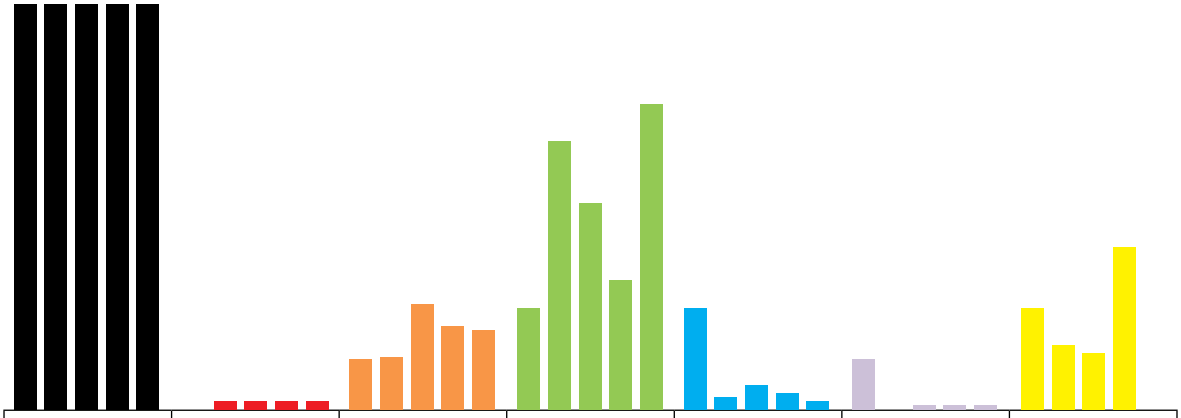

	Total Projects	1 Nil Achieved	2 Target Partially Met	3 Target Met	4 Target Exceeded	5 Target Exceeded by 100%	No Applicable
Quarter 1	100%	0%	12.50%	25%	25%	12.50%	25%
Quarter 2	100%	1.98%	12.87%	66.33%	2.97%	0%	15.84%
Quarter 3	100%	2%	26%	51%	6%	1%	14%
Quarter 4	100%	2.06%	20.61%	31.95%	4.12%	1.03%	40.20%
Annual	100%	2.06%	19.58%	75.25%	2.06%	1.03%	0%

2.1.1 A total of 97Capital Projects were reported on the SDBIP for the 4th QUARTER (ENDING JUNE 2015) & ANNUAL PROGRESS REPORT 2014/2015 financial year

2.1.2 2.06% of the projects were reported as having Nil Achievements for the 4th QUARTER (ENDING JUNE 2015) & ANNUAL PROGRESS REPORT 2014/2015 financial year

2.1.3 20.61% & 19.58% of the projects were reported as having been partially met for the 4th QUARTER (ENDING JUNE 2015) & ANNUAL PROGRESS REPORT 2014/2015 financial year

2.1.4 31.98% & 75.25%of the projects were reported as having been met for the 4th QUARTER (ENDING JUNE 2015) & ANNUAL PROGRESS REPORT 2014/2015 financial year

2.1.5 4.12% & 2.06% of the projects were reported as having exceeded the target for the 4th QUARTER (ENDING JUNE 2015) & ANNUAL PROGRESS REPORT 2014/2015 financial year

2.1.6 1.03% of the projects were reported as having exceeded the target by 100% for the 4th QUARTER (ENDING JUNE 2015) & ANNUAL PROGRESS REPORT 2014/2015 financial year

2.1.7 40.20% & 0% of the projects were reported as not applicable due to not having any targets set for the 4th QUARTER (ENDING JUNE 2015) & ANNUAL PROGRESS REPORT 2014/2015 financial year

ANNEXURE F

SERVICE DELIVERY & BUDGET IMPLEMENTATION PLAN - CORPORATE BUSINESS UNIT - 2014/2015

CORPORATE BUSINESS UNIT OVERVIEW
SDBIP 2014/2015 4th QUARTER & ANNUAL PROGRESS REPORT

	TOTAL PROJECTS	KEY
	1 NIL ACHIEVED	
	2 TARGET PARTIALLY MET	
	3 TARGET MET	
	4 TARGET EXCEEDED	
	5 TARGET EXCEEDED BY 100 %	
	NOT APPLICABLE	

1 CORPORATE BUSINESS UNIT OVERVIEW

1.1 TOTAL PROJECTS: 13
1.1.1 OPERATING PROJECTS 11
1.1.2 CAPITAL PROJECTS 2

1.2 GRAPHICAL REPRESENTATION OF PERFORMANCE: OPERATING PROJECTS

CORPORATE BUSINESS UNIT OVERVIEW
SDBIP 2014/2015 4TH QUARTER & ANNUAL PROGRESS REPORT

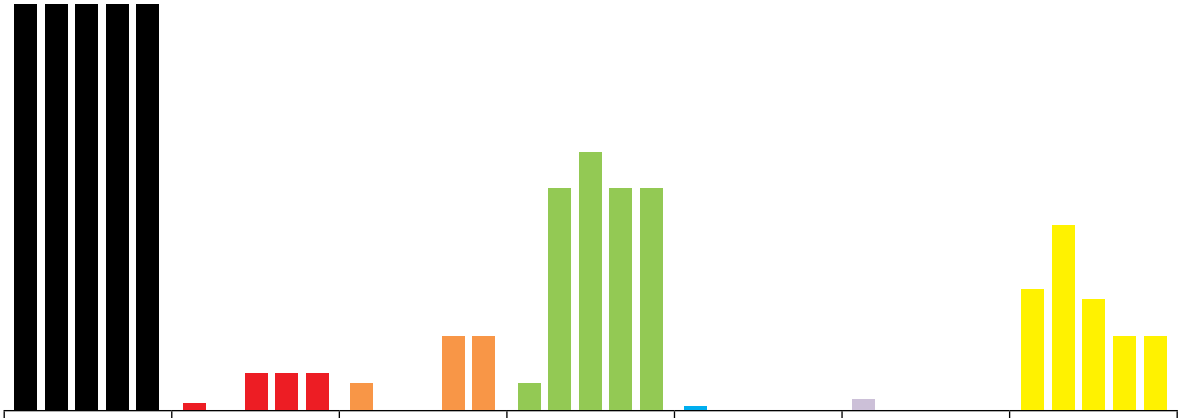

	Total Projects	1 Nil Achieved	2 Target Partially Met	3 Target Met	4 Target Exceeded	5 Target Exceeded by 100%	No Applicable
Quarter 1	100%	1.65%	6.61%	6.61%	0.82%	2.47%	29.75%
Quarter 2	100%	0%	0%	54.54%	0%	0%	45.45%
Quarter 3	100%	9.09%	0%	63.63%	0%	0%	27.27%
Quarter 4	100%	9.09%	18.18%	54.54%	0%	0%	18.18%
Annual	100%	9.09%	18.18%	54.54%	0%	0%	18.18%

2.1 GRAPHICAL REPRESENTATION OF PERFORMANCE: CAPITAL PROJECTS

CORPORATE BUSINESS UNIT OVERVIEW
SDBIP 2014/2015 4TH QUARTER & ANNUAL PROGRESS REPORT

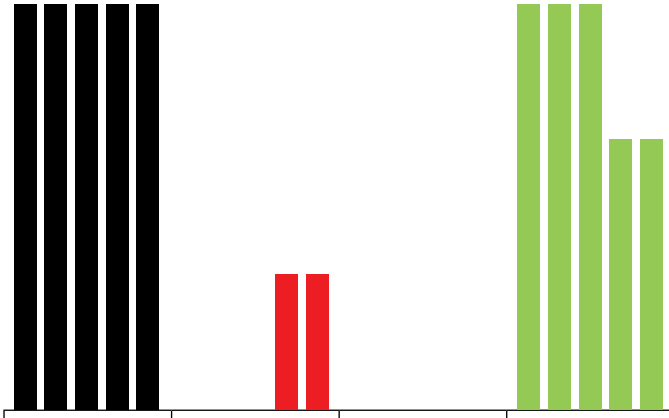

	Total Projects	1 Nil Achieved	2 Target Partially Met	3 Target Met	4 Target Exceeded	5 Target Exceeded by 100%	No Applicable
Quarter 1	100%	0%	0%	100%	0%	0%	0%
Quarter 2	100%	0%	0%	100%	0%	0%	0%
Quarter 3	100%	0%	0%	100%	0%	0%	0%
Quarter 4	100%	33.33%	0%	66.66%	0%	0%	0%
Annual	100%	33.33%	0%	66.66%	0%	0%	0%

OFFICE OF THE SPEAKER OVERVIEW
SDBIP 2014/2015 4TH QUARTER & ANNUAL PROGRESS REPORT

	TOTAL PROJECTS	KEY
	1 NIL ACHIEVED	
	2 TARGET PARTIALLY MET	
	3 TARGET MET	
	4 TARGET EXCEEDED	
	5 TARGET EXCEEDED BY 100 %	
	NOT APPLICABLE	

1 OFFICE OF THE MUNICIPAL MANAGER OVERVIEW

1.1 TOTAL PROJECTS: 6
1.1.1 OPERATING PROJECTS 6
1.1.2 CAPITAL PROJECTS 0

1.2 GRAPHICAL REPRESENTATION OF PERFORMANCE: OPERATING PROJECTS

OFFICE OF THE SPEAKER OVERVIEW
SDBIP 2014/2015 4TH QUARTER & ANNUAL PROGRESS REPORT

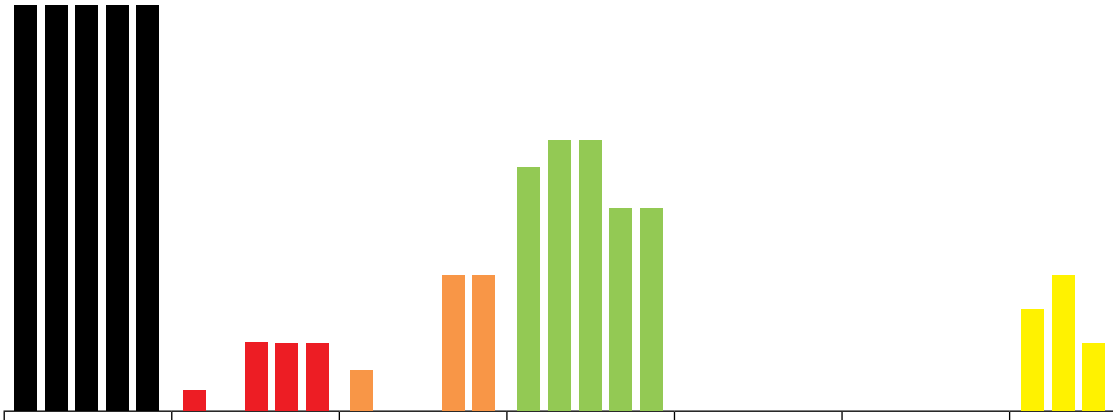

	Total Projects	1 Nil Achieved	2 Target Partially Met	3 Target Met	4 Target Exceeded	5 Target Exceeded by 100%	No Applicable
Quarter 1	100%	5%	10%	60%	0%	0%	25%
Quarter 2	100%	0%	0%	66.66%	0%	0%	33.33%
Quarter 3	100%	17%	0%	66.66%	0%	0%	16.66%
Quarter 4	100%	16.66%	33.33%	50%	0%	0%	0%
Annual	100%	16.66%	33.33%	50%	0%	0%	0%

SERVICE DELIVERY & BUDGET IMPLEMENTATION PLAN FOR THE 2014/2015 FINANCIAL YEAR
BUSINESS UNIT: CORPORATE BUSINESS UNIT
SUB UNIT: OFFICE OF THE MUNICIPAL MANAGER (OFFICE OF THE SPEAKER)

INDEX	IDP REFERENCE	SDBIP REFERENCE	NATIONAL KEY PERFORMANCE AREA	PROGRAMME	PROJECT	WARD	BASELINE / STATUS QUO	MEASURABLE OBJECTIVE	ANNUAL TARGET / OUTPUT	PERFORMANCE MEASURE	PERFORMANCE REPORTING - QUARTER 4 - QUARTER ENDING JUNE 2015							PERFORMANCE REPORTING - ANNUAL REPORTING (1 JULY 2014 - 30 JUNE 2015)						
											QUARTER 4 - QUARTER ENDING JUNE 2015							ANNUAL REPORTING (1 JULY 2014 - 30 JUNE 2015)						
											QUARTER 4 TARGET	QUARTER 4 PROGRESS - ACTUAL	ACTUAL (1,2,3,4,5, Not Applicable)	REASON FOR DEVIATION	CORRECTIVE MEASURE	TIMEFRAME TO IMPLEMENT CORRECTIVE MEASURES	SOURCE DOCUMENT	ANNUAL TARGET	ANNUAL PROGRESS - ACTUAL	ACTUAL (1,2,3,4,5, Not Applicable)	REASON FOR DEVIATION	CORRECTIVE MEASURE	TIMEFRAME TO IMPLEMENT CORRECTIVE MEASURES	SOURCE DOCUMENT
E	E 1	OTS 01	NKPA 5 - GOOD GOVERNANCE & PUBLIC PARTICIPATION	Functioning of Ward Committees	Annual Schedule of meetings	All	Schedule submitted to CoGTA by 30th of June 2014	Annual schedule of meetings (ward committees & community meetings) submitted to CoGTA	Annual schedule of meetings (ward committees & community meetings) submitted to CoGTA by the 30th of June 2015	Date of submission of Annual schedule of meetings (ward committees & community meetings) 2014/2015 to CoGTA	Annual schedule of meetings (ward committees & community meetings) submitted to CoGTA by the 30th of June 2015	Annual schedule of meetings (ward committees & community meetings) submitted to CoGTA by the 30th of June 2015	3	N/A	N/A	N/A	Annual schedule of meetings	Annual schedule of meetings (ward committees & community meetings) submitted to CoGTA by the 30th of June 2015	Annual schedule of meetings (ward committees & community meetings) submitted to CoGTA by the 30th of June 2015	3	N/A	N/A	N/A	Annual schedule of meetings
											N/A	N/A	N/A	N/A	N/A	N/A	N/A	N/A	N/A	N/A	N/A	N/A	N/A	N/A
E	E 2	OTS 02	NKPA 5 - GOOD GOVERNANCE & PUBLIC PARTICIPATION	Functioning of Ward Committees	Reports	All	444 Reports on the functioning/ status of the Ward Committee received by the Office of Speaker from each of the 37 Ward Committees by the 30th of June 2014	444 Monthly Reports on the functioning/ status of ward committees received by the Office of the Speaker from Ward Assistants before the 21st of every month	444 Monthly Reports on the functioning/ status of ward committees received by the Office of the Speaker from Ward Assistants before the 21st of every month by the 30th of June 2015	Number & Date of Monthly Reports on the functioning/ status of ward committees received by the Office of the Speaker from Ward Assistants before the 21st of every month	444 Monthly Reports on the functioning/ status of ward committees received by the Office of the Speaker from Ward Assistants before the 21st of every month by the 30th of June 2015	424Monthly Reports on the functioning/status of ward committees received by the Office of the Speaker from Ward Assistants before the 21st of every month by the 30th of June 2015	2	Late submittion by Cllrs	All Cllrs were called to submit on time	Immediatly	Ward Files	444 Monthly Reports on the functioning/status of ward committees received by the Office of the Speaker from Ward Assistants before the 21st of every month by the 30th of June 2015	424Monthly Reports on the functioning/status of ward committees received by the Office of the Speaker from Ward Assistants before the 21st of every month by the 30th of June 2015	2	Late submittion by Cllrs	All Cllrs were called to submit on time	Emmediatly	Ward Files
											N/A	N/A	N/A	N/A	N/A	N/A	N/A	N/A	N/A	N/A	N/A	N/A	N/A	N/A
E	E2	OTS 03	NKPA 5 - GOOD GOVERNANCE & PUBLIC PARTICIPATION	Functioning of Ward Committees	Reports	All	Minutes of every meeting of functional ward and community committees received within 5 days after date of the meeting	Minutes of every meeting of functional ward and community submitted to the Office of the Speaker by Ward Assistants within 5 days after date of the meeting	Minutes of ward and community meetings from each of 37 Ward assistants submitted to the Office of the Speaker within 5 days after date of meeting by the 30th of June 2015	Turnaround time for submission of minutes of ward and community meetings by 37 Ward Assistants	Minutes of ward and community meetings from each of 37 Ward assistants submitted to the Office of the Speaker within 5 days after date of meeting by the 30th of June 2015	29 minutes of community meetings and 17 Ward Committee minutes received	2	N/A	N/A	N/A	Ward Files	Minutes of ward and community meetings from each of 37 Ward assistants submitted to the Office of the Speaker within 5 days after date of meeting by the 30th of June 2015	19 minutes of community meetings and 23 Ward Committee minutes received	2	N/A	N/A	N/A	Ward Files
											N/A	N/A	N/A	N/A	N/A	N/A	N/A	N/A	N/A	N/A	N/A	N/A	N/A	N/A
E	E2	OTS 04	NKPA 5 - GOOD GOVERNANCE & PUBLIC PARTICIPATION	Transmission (forwarding) of service delivery requests to customer care	Reports	All	All service delivery requests reported per ward are forwarded to customer care / relevant business units within 8 hours from the time it is reported	All service delivery requests reported per ward to be forwarded to customer care / relevant business units within 8 hours from the time it is reported	All service delivery requests reported per ward to be forwarded to customer care / relevant business units within 8 hours from the time it is reported during the period 1 July 2014 - 30 June 2015.	Turnaround time of forwarding challenges to customer care / relevant business units	All service delivery requests reported per ward to be forwarded to customer care / relevant business units within 8 hours from the time it is reported during the period 1 July 2014 - 30 June 2015.	All service delivery requests reported per ward to be forwarded to customer care / relevant business units within 8 hours from the time it is reported	3	N/A	N/A	N/A	Office monthly report	All service delivery requests reported per ward to be forwarded to customer care / relevant business units within 8 hours from the time it is reported during the period 1 July 2014 - 30 June 2015.	All service delivery requests reported per ward to be forwarded to customer care / relevant business units within 8 hours from the time it is reported during the period 1 July 2014 - 30 June 2015.	3	N/A	N/A	N/A	Ward Files
											N/A	N/A	N/A	N/A	N/A	N/A	N/A	N/A	N/A	N/A	N/A	N/A	N/A	N/A

SERVICE DELIVERY & BUDGET IMPLEMENTATION PLAN FOR THE 2014/2015 FINANCIAL YEAR
BUSINESS UNIT: CORPORATE BUSINESS UNIT
SUB UNIT: OFFICE OF THE MUNICIPAL MANAGER (OFFICE OF THE SPEAKER)

INDEX	IDP REFERENCE	SDBIP REFERENCE	NATIONAL KEY PERFOR-MANCE AREA	PRO-GRAMME	PROJECT	WARD	BASELINE / STATUS QUO	MEASURABLE OBJECTIVE	ANNUAL TARGET / OUTPUT	PERFORMANCE MEASURE	PERFORMANCE REPORTING - QUARTER 4 - QUARTER ENDING JUNE 2015							PERFORMANCE REPORTING - ANNUAL REPORTING (1 JULY 2014 - 30 JUNE 2015)						
											QUARTER 4 - QUARTER ENDING JUNE 2015							ANNUAL REPORTING (1 JULY 2014 - 30 JUNE 2015)						
											QUARTER 4 TARGET	QUARTER 4 PROGRESS - ACTUAL	ACTUAL (1,2,3,4,5, Not Applicable)	REASON FOR DEVIATION	CORRECTIVE MEASURE	TIMEFRAME TO IMPLEMENT CORRECTIVE MEASURES	SOURCE DOCUMENT	ANNUAL TARGET	ANNUAL PROGRESS - ACTUAL	ACTUAL (1,2,3,4,5, Not Applicable)	REASON FOR DEVIATION	CORRECTIVE MEASURE	TIMEFRAME TO IMPLEMENT CORRECTIVE MEASURES	SOURCE DOCUMENT
E	E1	OTS 05	NKPA 5 - GOOD GOVER-NANCE & PUBLIC PARTICIPA-TION	Func-tioning of Ward Commit-tees N/A	Reports N/A	All N/A	Monthly report on the functioning of the Speaker's Office sub-mitted to the Operational Management Committee in the 2013/2014 FY N/A	Monthly reports on functioning of the Speaker's Office submitted to the Operational Management Committee N/A	12 x monthly reports on functioning of the Speaker's Office sub-mitted to the Operational Management Committee by the 30th of June 2015 N/A	Number of reports submitted to OMC	12 x monthly reports on functioning of the Speaker's Office submitted to the Operational Man-agement Committee by the 30th of June 2015	12 x monthly reports on functioning of the Speaker's Office sub-mitted to the Operational Management Committee	3	N/A	N/A	N/A	Office files	12 x monthly reports on function-ing of the Speaker's Office submitted to the Op-erational Man-agement Commit-tee by the 30th of June 2015	12 x monthly reports on functioning of the Speaker's Office sub-mitted to the Operational Manage-ment Committee	3	N/A	N/A	N/A	Office files
											N/A	N/A	N/A	N/A	N/A	N/A	N/A	N/A	N/A	N/A	N/A	N/A	N/A	N/A
E	E3	OTS 06	NKPA 5 - GOOD GOVER-NANCE & PUBLIC PARTICIPA-TION	Strength-ening Municipal Gover-nance N/A	Capacity Building N/A	All N/A	2 ward committee training sessions conducted by the Office of the Speaker N/A	ward commit-tee training sessions coordinated N/A	2 ward com-mittee training sessions conducted by the Office of the Speaker by 30th of May 2015 N/A	Dates of ward committee training sessions coordinated by the Office of the Speaker N/A	2 ward committee training session conducted by the Of-fice of the Speaker by 30th of May 2015	0 ward committee training sessions conducted by the Office of the Speaker by 30th of May 2015	1	Delays in service proviver ap-pointment	Fast track training as the service proovider is appointed	training will begin in July	Service provider appointment letter and schedule of training dates	2 ward committee training sessions conducted by the Of-fice of the Speaker by 30th of May 2015	0 ward committee training sessions conducted by the Office of the Speaker by 30th of May 2015	1	Delays in service proviver ap-pointment	Fast track training as the service proovider is appointed	training will begin in July	Service provider appointment letter and schedule of training dates
											N/A	N/A	N/A	N/A	N/A	N/A	N/A	N/A	N/A	N/A	N/A	N/A	N/A	N/A

OFFICE OF THE MAYOR OVERVIEW
SDBIP 2014/2015 4TH QUARTER & ANNUAL PROGRESS REPORT

	TOTAL PROJECTS	KEY
	1 NIL ACHIEVED	
	2 TARGET PARTIALLY MET	
	3 TARGET MET	
	4 TARGET EXCEEDED	
	5 TARGET EXCEEDED BY 100 %	
	NOT APPLICABLE	

1 OFFICE OF THE MAYOR OVERVIEW

1.1 TOTAL PROJECTS: 5
1.1.1 OPERATING PROJECTS 5
1.1.2 CAPITAL PROJECTS 0

1.2 GRAPHICAL REPRESENTATION OF PERFORMANCE: OPERATING PROJECTS

OFFICE OF THE MAYOR OVERVIEW
SDBIP 2014/2015 4TH QUARTER & ANNUAL PROGRESS REPORT

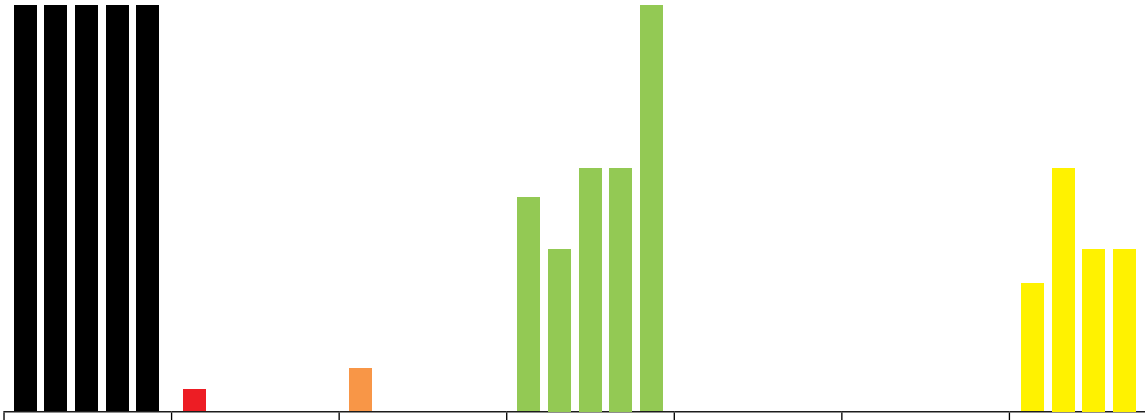

	Total Projects	1 Nil Achieved	2 Target Partially Met	3 Target Met	4 Target Exceeded	5 Target Exceeded by 100%	No Applicable
Quarter 1	100%	5.26%	10.52%	52.63%	0%	0%	31.57%
Quarter 2	100%	0%	0%	40%	0%	0%	60%
Quarter 3	100%	0%	0%	60%	0%	0%	40%
Quarter 4	100%	0%	0%	60%	0%	0%	40%
Annual	100%	0%	0%	100%	0%	0%	0%

SERVICE DELIVERY & BUDGET IMPLEMENTATION PLAN FOR THE 2014/2015 FINANCIAL YEAR
BUSINESS UNIT: CORPORATE BUSINESS UNIT
SUB UNIT: OFFICE OF THE MUNICIPAL MANAGER (OFFICE OF THE MAYOR)

INDEX	IDP REFERENCE	SDBIP REFERENCE	NATIONAL KEY PERFORMANCE AREA	PROGRAMME	PROJECT	WARD	BASELINE / STATUS QUO	MEASURABLE OBJECTIVE	ANNUAL TARGET / OUTPUT	PERFORMANCE MEASURE	PERFORMANCE REPORTING - QUARTER 4 - QUARTER ENDING JUNE 2015							PERFORMANCE REPORTING - ANNUAL REPORTING (1 JULY 2014 - 30 JUNE 2015)						
											QUARTER 4 - QUARTER ENDING JUNE 2015							ANNUAL REPORTING (1 JULY 2014 - 30 JUNE 2015)						
											QUARTER 4 TARGET	QUARTER 4 PROGRESS - ACTUAL	ACTUAL (1,2,3,4,5, Not Applicable)	REASON FOR DEVIATION	CORRECTIVE MEASURE	TIMEFRAME TO IMPLEMENT CORRECTIVE MEASURES	SOURCE DOCUMENT	ANNUAL TARGET	ANNUAL PROGRESS - ACTUAL	ACTUAL (1,2,3,4,5, Not Applicable)	REASON FOR DEVIATION	CORRECTIVE MEASURE	TIMEFRAME TO IMPLEMENT CORRECTIVE MEASURES	SOURCE DOCUMENT
E	E1	MSP 01	NKPA 5 - GOOD GOVERNANCE & PUBLIC PARTICIPATION	Mayoral Special Programmes	Annual Calendar of Events	All	1 annual calendar of events approved in 2012/2013	To facilitate programmes and projects that encourage public engagement and administration accountability.	Annual calendar of events for Mayoral Special Projects 2014/2015 financial year submitted to SMC for approval by the 31st of July 2014	Date submitted to SMC	N/A	N/A		N/A	N/A	N/A	N/A	Annual calendar of events for Mayoral Special Projects 2014/2015 financial year submitted to SMC for approval by the 31st of July 2014	Annual calendar of events for Mayoral Special Projects 2014/2015 financial year submitted to SMC for approval by the 31st of July 2014		N/A	N/A	N/A	report&SMC resolution
											N/A	N/A	N/A	N/A	N/A	N/A	N/A	N/A	N/A	N/A	N/A	N/A	N/A	N/A
E	E1	MSP 02	NKPA 5 - GOOD GOVERNANCE & PUBLIC PARTICIPATION	Mayoral Special Programmes	Annual Calendar of Events	All	1 annual calendar of events approved in 2012/2013	To facilitate programmes and projects that encourage public engagement and administration accountability.	Annual calendar of events for Mayoral Special Projects 2015/2016 financial year submitted to SMC for approval by the 31st of May 2015	Date submitted to SMC	Annual calendar of events for Mayoral Special Projects 2015/2016 financial year submitted to SMC for approval by the 31st of May 2015	Annual calendar of events for Mayoral Special Projects 2015/2016 financial year submitted to SMC for approval by the 31st of May 2015		N/A	N/A	N/A	report&SMC resolution	Annual calendar of events for Mayoral Special Projects 2015/2016 financial year submitted to SMC for approval by the 31st of May 2015	Annual calendar of events for Mayoral Special Projects 2015/2016 financial year submitted to SMC for approval by the 31st of May 2015		N/A	N/A	N/A	report&SMC resolution
											N/A	N/A	N/A	N/A	N/A	N/A	N/A	N/A	N/A	N/A	N/A	N/A	N/A	N/A
E	E2	MSP 03	NKPA 5 - GOOD GOVERNANCE & PUBLIC PARTICIPATION	Mayoral Special Programmes	Implementation of annual calendar of events	All	100% implementation of Mayoral Special Programmes	To facilitate programmes and projects that encourage public engagement and administration accountability.	100% implementation of All Mayoral Special Programmes within available budget and stipulated timeframes as per the approved calendar of events	% implementation of All Mayoral Special Programmes within available budget and stipulated timeframes as per the approved calendar of events	100% implementation of All Mayoral Special Programmes within available budget and stipulated timeframes as per the approved calendar of events	100% implementation of All Mayoral Special Programmes within available budget and stipulated timeframes as per the approved calendar of events		N/A	N/A	N/A	attendance register for June activities	100% implementation of All Mayoral Special Programmes within available budget and stipulated timeframes as per the approved calendar of events	100% implementation of All Mayoral Special Programmes within available budget and stipulated timeframes as per the approved calendar of events	N/A	N/A	N/A	N/A	attendance registers
											N/A	N/A	N/A	N/A	N/A	N/A	N/A	N/A	N/A	N/A	N/A	N/A	N/A	N/A
E	E2	MSP 04	NKPA 5 - GOOD GOVERNANCE & PUBLIC PARTICIPATION	Mayoral Special Programmes	Reports	All	Monthly report on Mayoral Special Projects submitted to the Operational Management Committee in the 2012/2013 FY	To facilitate programmes and projects that encourage public engagement and administration accountability.	12 x monthly reports on Mayoral Special Projects submitted to the Operational Management Committee by the 30th of June 2015	Number of reports submitted to OMC	12 x monthly reports on Mayoral Special Projects submitted to the Operational Management Committee by the 30th of June 2015	12 x monthly reports on Mayoral Special Projects submitted to the Operational Management Committee by the 30th of June 2015		N/A	N/A	N/A	monthly reports	12 x monthly reports on Mayoral Special Projects submitted to the Operational Management Committee by the 30th of June 2015	12 x monthly reports on Mayoral Special Projects submitted to the Operational Management Committee by the 30th of June 2015		N/A	N/A	N/A	monthly reports
											N/A	N/A	N/A	N/A	N/A	N/A	N/A	N/A	N/A	N/A	N/A	N/A	N/A	N/A
E	E2	MSP 05	NKPA 5 - GOOD GOVERNANCE & PUBLIC PARTICIPATION	Mayoral Special Programmes	Development of Community Funding Policy	All	N/A (NEW KPI)	A Policy to deal with Community funding requests developed and submitted to SMC for approval by Council	A Policy to deal with Community funding requests developed and submitted to SMC by the 28th of February 2015 for approval by Council	Date Policy submitted to SMC	N/A	N/A		N/A	N/A	N/A	N/A	A Policy to deal with Community funding requests developed and submitted to SMC by the 28th of February 2015 for approval by Council	A Policy to deal with Community funding requests developed and submitted to SMC by the 28th of February 2015 for approval by Council		N/A	N/A	N/A	report& policy
											N/A	N/A	N/A	N/A	N/A	N/A	N/A	N/A	N/A	N/A	N/A	N/A	N/A	N/A

OFFICE OF THE MUNICIPAL MANAGER OVERVIEW
SDBIP 2014/2015 4TH QUARTER & ANNUAL PROGRESS REPORT

	TOTAL PROJECTS	KEY
	1 NIL ACHIEVED	
	2 TARGET PARTIALLY MET	
	3 TARGET MET	
	4 TARGET EXCEEDED	
	5 TARGET EXCEEDED BY 100 %	
	NOT APPLICABLE	

1 OFFICE OF THE MUNICIPAL MANAGER OVERVIEW

1.1 TOTAL PROJECTS: 2
1.1.1 OPERATING PROJECTS 0
1.1.2 CAPITAL PROJECTS 2

1.2 GRAPHICAL REPRESENTATION OF PERFORMANCE: CAPITAL PROJECTS

OFFICE OF THE MUNICIPAL MANAGER OVERVIEW
SDBIP 2014/2015 4TH QUARTER & ANNUAL PROGRESS REPORT

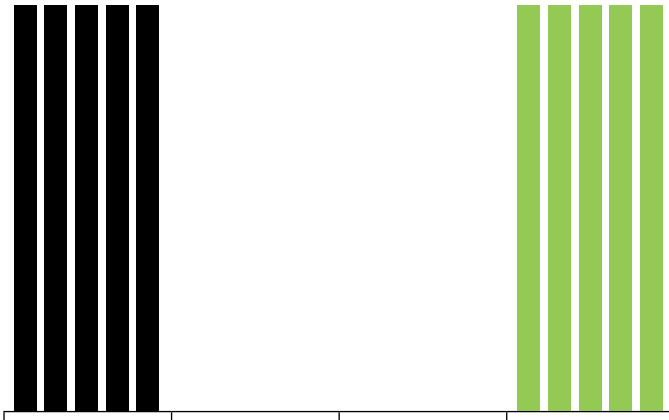

	Total Projects	1 Nil Achieved	2 Target Partially Met	3 Target Met	4 Target Exceeded	5 Target Exceeded by 100%	No Applicable
Quarter 1	100%	0%	0%	100%	0%	0%	0%
Quarter 2	100%	0%	0%	100%	0%	0%	0%
Quarter 3	100%	0%	0%	100%	0%	0%	0%
Quarter 4	100%	0%	0%	100%	0%	0%	0%
Annual	100%	0%	0%	100%	0%	0%	0%

SERVICE DELIVERY & BUDGET IMPLEMENTATION PLAN FOR THE 2014/2015 FINANCIAL YEAR
BUSINESS UNIT: CORPORATE BUSINESS UNIT
SUB UNIT: OFFICE OF THE MUNICIPAL MANAGER (PURP & IRPTN)

INDEX	IDP REFERENCE	SDBIP REFERENCE	NATIONAL KEY PERFORMANCE AREA	PROGRAMME	PROJECT	WARD	BASELINE / STATUS QUO	MEASURABLE OBJECTIVE	ANNUAL TARGET / OUTPUT	PERFORMANCE MEASURE	PERFORMANCE REPORTING - QUARTER 4 - QUARTER ENDING JUNE 2015							PERFORMANCE REPORTING - ANNUAL REPORTING (1 JULY 2014 - 30 JUNE 2015)						
											QUARTER 4 - QUARTER ENDING JUNE 2015							ANNUAL REPORTING (1 JULY 2014 - 30 JUNE 2015)						
											QUARTER 4 TARGET	QUARTER 4 PROGRESS - ACTUAL	ACTUAL (1,2,3,4,5, Not Applicable)	REASON FOR DEVIATION	CORRECTIVE MEASURE	TIMEFRAME TO IMPLEMENT CORRECTIVE MEASURES	SOURCE DOCUMENT	ANNUAL TARGET	ANNUAL PROGRESS - ACTUAL	ACTUAL (1,2,3,4,5, Not Applicable)	REASON FOR DEVIATION	CORRECTIVE MEASURE	TIMEFRAME TO IMPLEMENT CORRECTIVE MEASURES	SOURCE DOCUMENT
B	B2	MM 01	NKPA 2 - BASIC SERVICE DELIVERY	IRPTN	IRPTN Detailed Design	All Wards	20% of detailed design completed	90% completion of the detailed design for the IRPTN	90% completion of the detailed design for the IRPTN by the 30th of June 2015	% completion	90% completion of the detailed design for the IRPTN by the 30th of June 2015	90% completion of the detailed design for the IRPTN	3	N/A	N/A	N/A	Monthly report	90% completion of the detailed design for the IRPTN by the 30th of June 2015	90% completion of the detailed design for the IRPTN by the 30th of June 2015	3	N/A	N/A	N/A	Monthly report
											12.1 m	12.1 m	13m	.	Not into the implementation stage.	Acceleration of the detail design into implementation	Next financial year	12.1 m	12.1 m	13m	.	Not into the implementation stage.	Acceleration of the detail design into implementation	Next financial year
B	B2	MM 02	NKPA 2 - BASIC SERVICE DELIVERY	IRPTN	Monthly reporting	All Wards	12 x monthly reports prepared and submitted in 2013/2014	12 x Monthly reports on the progress of the IRPTN detailed design prepared and submitted to SMC & DOT	12 x Monthly reports on the progress of the IRPTN detailed design prepared and submitted to SMC & DOT by the 30th of June 2015	Number of Monthly reports on the progress of the IRPTN detailed design prepared and submitted to SMC & DOT	12 x Monthly reports on the progress of the IRPTN detailed design prepared and submitted to SMC & DOT by the 30th of June 2015	12 x Monthly reports on the progress of the IRPTN detailed design prepared and submitted to SMC & DOT by the 30th of June 2015	3	N/A	N/A	N/A	Monthly report	12 x Monthly reports on the progress of the IRPTN detailed design prepared and submitted to SMC & DOT by the 30th of June 2015	12 x Monthly reports on the progress of the IRPTN detailed design prepared and submitted to SMC & DOT by the 30th of June 2015	3	N/A	N/A	N/A	Monthly report
											N/A	N/A	N/A	N/A	N/A	N/A	N/A	N/A	N/A	N/A	N/A	N/A	N/A	N/A

ANNEXURE G

SERVICE DELIVERY & BUDGET IMPLEMENTATION PLAN - COMMUNITY SERVICES BUSINESS UNIT - 2014/2015

COMMUNITY SERVICES BUSINESS UNIT OVERVIEW
SDBIP 2014/2015 4TH QUARTER & ANNUAL PROGRESS REPORT

	TOTAL PROJECTS	KEY
	1 NIL ACHIEVED	
	2 TARGET PARTIALLY MET	
	3 TARGET MET	
	4 TARGET EXCEEDED	
	5 TARGET EXCEEDED BY 100 %	
	NOT APPLICABLE	

1 COMMUNITY SERVICES BUSINESS UNIT OVERVIEW

1.1 TOTAL PROJECTS: 39
1.1.1 OPERATING PROJECTS 36
1.1.2 CAPITAL PROJECTS 3

1.2 GRAPHICAL REPRESENTATION OF PERFORMANCE: OPERATING PROJECTS

COMMUNITY SERVICES BUSINESS UNIT OVERVIEW
SDBIP 2014/2015 4TH QUARTER & ANNUAL PROGRESS REPORT

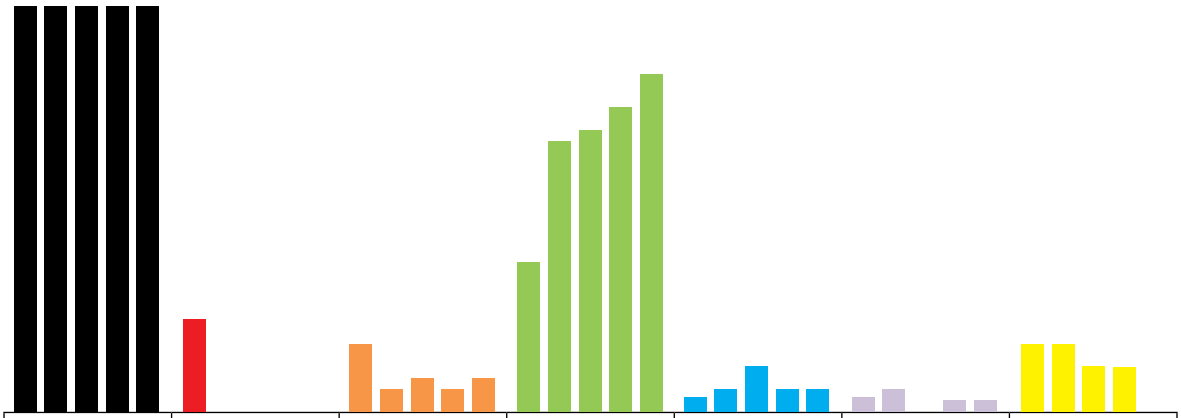

	Total Projects	1 Nil Achieved	2 Target Partially Met	3 Target Met	4 Target Exceeded	5 Target Exceeded by 100%	No Applicable
Quarter 1	100%	22.80%	16.66%	36.84%	3.50%	3.50%	16.66%
Quarter 2	100%	0%	5.55%	66.66%	5.55%	5.55%	16.55%
Quarter 3	100%	0%	8.33%	69.44%	11.11%	0%	11.11%
Quarter 4	100%	0%	5.55%	75%	5.55%	2.77%	11%
Annual	100%	0%	8.33%	83.33%	5.55%	2.77%	0%

2.1 GRAPHICAL REPRESENTATION OF PERFORMANCE: CAPITAL PROJECTS

COMMUNITY SERVICES BUSINESS UNIT OVERVIEW
SDBIP 2014/2015 4TH QUARTER & ANNUAL PROGRESS REPORT

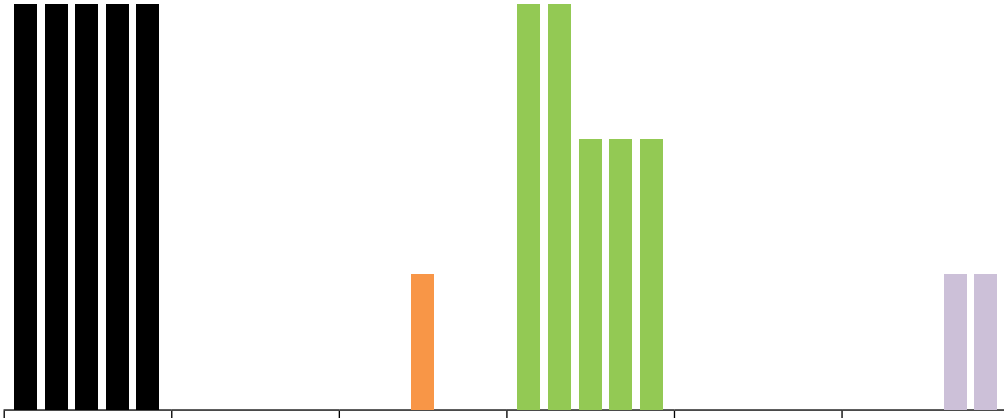

	Total Projects	1 Nil Achieved	2 Target Partially Met	3 Target Met	4 Target Exceeded	5 Target Exceeded by 100%	No Applicable
Quarter 1	100%	0%	0%	100%	0%	0%	0%
Quarter 2	100%	0%	0%	100%	0%	0%	0%
Quarter 3	100%	0%	33.33%	66.66%	0%	0%	0%
Quarter 4	100%	0%	0%	66.66%	0%	33.33%	0%
Annual	100%	0%	0%	66.66%	0%	33.33%	0%

AREA BASED MANAGEMENT UNIT OVERVIEW
SDBIP 2014/2015 4TH QUARTER & ANNUAL PROGRESS REPORT

	TOTAL PROJECTS	KEY
	1 NIL ACHIEVED	
	2 TARGET PARTIALLY MET	
	3 TARGET MET	
	4 TARGET EXCEEDED	
	5 TARGET EXCEEDED BY 100 %	
	NOT APPLICABLE	

1 AREA BASED MANAGEMENT UNIT OVERVIEW

1.1 TOTAL PROJECTS: 7
1.1.1 OPERATING PROJECTS 7
1.1.2 CAPITAL PROJECTS 0

1.2 GRAPHICAL REPRESENTATION OF PERFORMANCE: OPERATING PROJECTS

AREA BASED MANAGEMENT UNIT OVERVIEW
SDBIP 2014/2015 4TH QUARTER & ANNUAL PROGRESS REPORT

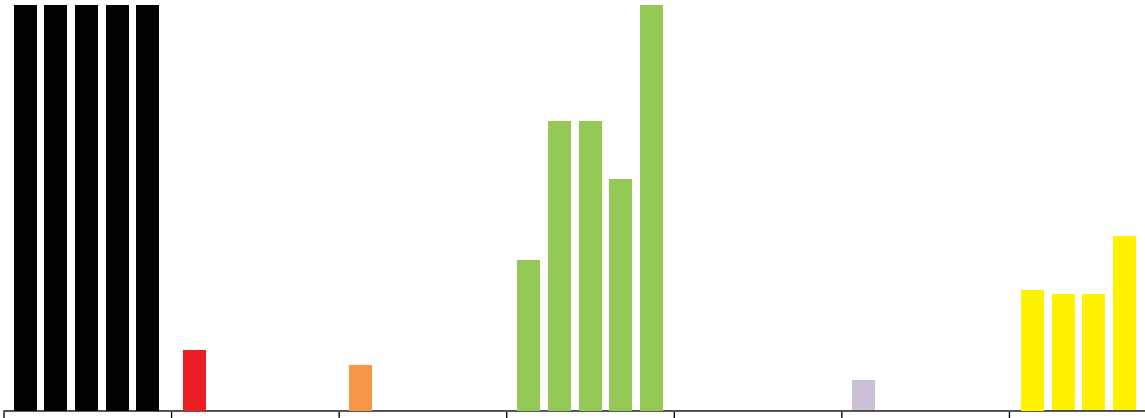

	Total Projects	1 Nil Achieved	2 Target Partially Met	3 Target Met	4 Target Exceeded	5 Target Exceeded by 100%	No Applicable
Quarter 1	100%	14.81%	11.11%	37.03%	0%	7.40%	29.62%
Quarter 2	100%	0%	0%	71.42%	0%	0%	28.57%
Quarter 3	100%	0%	0%	71.42%	0%	0%	28.57%
Quarter 4	100%	0%	0%	57.14%	0%	0%	42.85%
Annual	100%	0%	0%	100%	0%	0%	0%

SERVICE DELIVERY & BUDGET IMPLEMENTATION PLAN FOR THE 2014/2015 FINANCIAL YEAR
BUSINESS UNIT: COMMUNITY SERVICES
SUB UNIT: AREA BASED MANAGEMENT

INDEX	IDP REFERENCE	SDBIP REFERENCE	NATIONAL KEY PERFORMANCE AREA	PROGRAMME	PROJECT	WARD	BASELINE / STATUS QUO	MEASURABLE OBJECTIVE	ANNUAL TARGET / OUTPUT	PERFORMANCE MEASURE	PERFORMANCE REPORTING - QUARTER 4 - QUARTER ENDING JUNE 2015							PERFORMANCE REPORTING - ANNUAL REPORTING (1 JULY 2014 - 30 JUNE 2015)						
											QUARTER 4 - QUARTER ENDING JUNE 2015							ANNUAL REPORTING (1 JULY 2014 - 30 JUNE 2015)						
											QUARTER 4 TARGET	QUARTER 4 PROGRESS - ACTUAL	ACTUAL (1,2,3,4,5, Not Applicable)	REASON FOR DEVIATION	CORRECTIVE MEASURE	TIMEFRAME TO IMPLEMENT CORRECTIVE MEASURES	SOURCE DOCUMENT	ANNUAL TARGET	ANNUAL PROGRESS - ACTUAL	ACTUAL (1,2,3,4,5, Not Applicable)	REASON FOR DEVIATION	CORRECTIVE MEASURE	TIMEFRAME TO IMPLEMENT CORRECTIVE MEASURES	SOURCE DOCUMENT
E	E2	ABM 01	NKPA 5 - GOOD GOVERNANCE & PUBLIC PARTICIPATION	Public Participation	Complaints referral	All	All community complaints forwarded to customer services and departments within 2days in 2013/2014	Community complaints received referred to customer services and departments within 2 days of receipt of the complaint/s	Community complaints received referred to customer services and departments within 2 days of receipt of the complaint/s by ABM by the 30th of June 2015	Turnaround time for Community complaints received referred to customer services and departments	Community complaints received referred to customer services and departments within 2 days of receipt of the complaint/s by ABM by the 30th of June 2015	Community complaints received referred to customer services and departments within 2 days of receipt of the complaint/s by ABM by the 30th of June 2015	3	N/A	N/A	N/A	Complaints File	Community complaints received referred to customer services and departments within 2 days of receipt of the complaint/s by ABM by the 30th of June 2015	Community complaints received referred to customer services and departments within 2 days of receipt of the complaint/s by ABM by the 30th of June 2015	3	N/A	N/A	N/A	Complaints File
											N/A	N/A	N/A	N/A	N/A	N/A	N/A	N/A	N/A	N/A	N/A	N/A	N/A	N/A
E	E1	ABM 02	NKPA 5 - GOOD GOVERNANCE & PUBLIC PARTICIPATION	Public Participation	Implement Community Based Planning	28, 29, 31, 32 & 34	7 wards with no ward plans	Development of 5 ward plans for wards 28,29,31,32 & 34	Development of 5 ward plans for wards 28,29,31,32 & 34 by the 31st of March 2015	Number of ward plans Developed for wards 28,29,31,32 & 34	N/A	N/A	NOT APPLICABLE	n/a	n/a	n/a	N/A	Development of 5 ward plans for wards 28,29,31,32 & 34 by the 31st of March 2015	Development of 6 ward plans for wards 28,29,30,31,32 & 34 by the 31st of March 2015. Ward 26 was done in May 2015. 7 ward plans were done altogether.	3	N/A	N/A	N/A	CBP File
											N/A	N/A	N/A	N/A	N/A	N/A	N/A	N/A	N/A	N/A	N/A	N/A	N/A	N/A
E	E2	ABM 03	NKPA 5 - GOOD GOVERNANCE & PUBLIC PARTICIPATION	Public Participation	Conduct IDP/ Budget needs surveys	All	1 Survey conducted	1 IDP/ Budget needs Izimbizo Survey conducted in each of the 5 Zones of Council	1 IDP/ Budget needs Izimbizo Survey conducted in each of the 5 Zones of Council by the 31st of December 2014	Number of IDP/ Budget needs Izimbizo Surveys conducted in each of the 5 Zones of Council	N/A	N/A	NOT APPLICABLE	N/A	N/A	N/A	N/A	1 IDP/ Budget needs Izimbizo Survey conducted in each of the 5 Zones of Council by the 31st of December 2014	1 IDP/ Budget needs Izimbizo Survey conducted in each of the 5 Zones of Council by the 31st of December 2014	3	N/A	N/A	N/A	IDP/Budget Need Survey File
											N/A	N/A	N/A	N/A	N/A	N/A	N/A	N/A	N/A	N/A	N/A	N/A	N/A	N/A
E	E2	ABM 04	NKPA 5 - GOOD GOVERNANCE & PUBLIC PARTICIPATION	Public Participation	Review of public participation policy	All	Public participation policy reviewed 2013/2014	Reviewed public participation policy submitted to SMC	Reviewed public participation policy submitted to SMC by the 31st of January 2015	Date Reviewed public participation policy Submitted to SMC	N/A	N/A	NOT APPLICABLE	N/A	N/A	N/A	N/A	Reviewed public participation policy submitted to SMC by the 31st of January 2015	Reviewed public participation policy submitted to SMC by the 31st of January 2015. It was returned for additional comments by HR. Re submitted in May 2015.	3	N/A	N/A	N/A	Public Participation Policy File
											N/A	N/A	N/A	N/A	N/A	N/A	N/A	N/A	N/A	N/A	N/A	N/A	N/A	N/A
E	E3	ABM 05	NKPA 5 - GOOD GOVERNANCE & PUBLIC PARTICIPATION	Public Participation	Implement the public participation policy	All	Public participation policy presented to all 37 ward committees in 2013/2014	1 x public participation policy presentation conducted for each of the 37 ward committees of council	1 x public participation policy presentation conducted for each of the 37 ward committees of council by the 30th of June 2015	Number of public participation policy presentations conducted for each of the 37 ward committees of council	1 x public participation policy presentation conducted for each of the 37 ward committees of council by the 30th of June 2015	1 x public participation policy presentation conducted for each of the 37 ward committees of council by the 30th of June 2015	3	N/A	N/A	N/A	Public Participation policy File	1 x public participation policy presentation conducted for each of the 37 ward committees of council by the 30th of June 2015	1 x public participation policy presentation conducted for each of the 37 ward committees of council by the 30th of June 2015	3	N/A	N/A	N/A	Public Participation Policy File
											N/A	N/A	N/A	N/A	N/A	N/A	N/A	N/A	N/A	N/A	N/A	N/A	N/A	N/A

SERVICE DELIVERY & BUDGET IMPLEMENTATION PLAN FOR THE 2014/2015 FINANCIAL YEAR
BUSINESS UNIT: COMMUNITY SERVICES
SUB UNIT: AREA BASED MANAGEMENT

INDEX	IDP REFERENCE	SDBIP REFERENCE	NATIONAL KEY PERFORMANCE AREA	PROGRAMME	PROJECT	WARD	BASELINE / STATUS QUO	MEASURABLE OBJECTIVE	ANNUAL TARGET / OUTPUT	PERFORMANCE MEASURE	PERFORMANCE REPORTING - QUARTER 4 - QUARTER ENDING JUNE 2015							PERFORMANCE REPORTING - ANNUAL REPORTING (1 JULY 2014 - 30 JUNE 2015)						
											QUARTER 4 - QUARTER ENDING JUNE 2015							ANNUAL REPORTING (1 JULY 2014 - 30 JUNE 2015)						
											QUARTER 4 TARGET	QUARTER 4 PROGRESS - ACTUAL	ACTUAL (1,2,3,4,5, Not Applicable)	REASON FOR DEVIATION	CORRECTIVE MEASURE	TIMEFRAME TO IMPLEMENT CORRECTIVE MEASURES	SOURCE DOCUMENT	ANNUAL TARGET	ANNUAL PROGRESS - ACTUAL	ACTUAL (1,2,3,4,5, Not Applicable)	REASON FOR DEVIATION	CORRECTIVE MEASURE	TIMEFRAME TO IMPLEMENT CORRECTIVE MEASURES	SOURCE DOCUMENT
E	E2	ABM 06	NKPA 5 - GOOD GOVERNANCE & PUBLIC PARTICIPATION		Implement the public participation policy	all	Existing public participation policy	All community related issues reported to ABM via War Rooms (Operation Sukuma Sakhe) referred to the relevant department within 2 days of receipt of the issues	All community related issues reported to ABM via War Rooms (Operation Sukuma Sakhe) referred to the relevant department within 2 days of receipt of the issues by the 30th of June 2015	Turnaround time for community related issues reported to ABM via War Rooms (Operation Sukuma Sakhe) referred to the relevant department	All community related issues reported to ABM via War Rooms (Operation Sukuma Sakhe) referred to the relevant department within 2 days of receipt of the issues by the 30th of June 2015	All community related issues reported to ABM via War Rooms (Operation Sukuma Sakhe) referred to the relevant department within 2 days of receipt of the issues by the 30th of June 2015	3	N/A	N/A	N/A	Operation Sukuma Sakhe File	All community related issues reported to ABM via War Rooms (Operation Sukuma Sakhe) referred to the relevant department within 2 days of receipt of the issues by the 30th of June 2015	All community related issues reported to ABM via War Rooms (Operation Sukuma Sakhe) referred to the relevant department within 2 days of receipt of the issues by the 30th of June 2015	3	N/A	N/A	N/A	Operation Sukuma Sakhe File
											N/A	N/A	N/A	N/A	N/A	N/A	N/A	N/A	N/A	N/A	N/A	N/A	N/A	N/A
E	E1	ABM 07	NKPA 5 - GOOD GOVERNANCE & PUBLIC PARTICIPATION	War Rooms	Support Established war rooms	All	32 Established War Rooms	12 monthly reports produced and submitted to OMC on the functioning of established war rooms	12 monthly reports produced and submitted to OMC on the functioning of established war rooms by the 30th of June 2015	Number of monthly reports produced and submitted to OMC on the functioning of established war rooms	12 monthly reports produced and submitted to OMC on the functioning of established war rooms by the 30th of June 2015	12 monthly reports produced and submitted to OMC on the functioning of established war rooms by the 30th of June 2015	3	N/A	N/A	N/A	Operation Sukuma Sakhe File	12 monthly reports produced and submitted to OMC on the functioning of established war rooms by the 30th of June 2015	12 monthly reports produced and submitted to OMC on the functioning of established war rooms by the 30th of June 2015	3	N/A	N/A	N/A	Operation Sukuma Sakhe File
											N/A	N/A	N/A	N/A	N/A	N/A	N/A	N/A	N/A	N/A	N/A	N/A	N/A	N/A

HEALTH & SOCIAL SERVICES UNIT OVERVIEW
SDBIP 2014/2015 4TH QUARTER & ANNUAL PROGRESS REPORT

	TOTAL PROJECTS	KEY
	1 NIL ACHIEVED	
	2 TARGET PARTIALLY MET	
	3 TARGET MET	
	4 TARGET EXCEEDED	
	5 TARGET EXCEEDED BY 100 %	
	NOT APPLICABLE	

1 HEALTH & SOCIAL SERVICES UNIT OVERVIEW

1.1 TOTAL PROJECTS: 6
1.1.1 OPERATING PROJECTS 6
1.1.2 CAPITAL PROJECTS 0

1.2 GRAPHICAL REPRESENTATION OF PERFORMANCE: OPERATING PROJECTS

HEALTH & SOCIAL SERVICES UNIT OVERVIEW
SDBIP 2014/2015 4TH QUARTER & ANNUAL PROGRESS REPORT

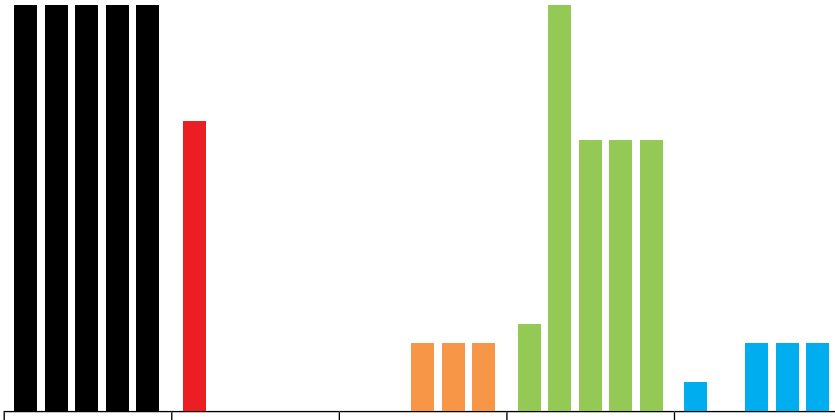

	Total Projects	1 Nil Achieved	2 Target Partially Met	3 Target Met	4 Target Exceeded	5 Target Exceeded by 100%	No Applicable
Quarter 1	100%	71.42%	0%	21.42%	7.14%	0%	0%
Quarter 2	100%	0%	0%	100%	0%	0%	0%
Quarter 3	100%	0%	16.66%	66.66%	16.66%	0%	0%
Quarter 4	100%	0%	16.66%	66.66%	16.66%	0%	0%
Annual	100%	0%	16.66%	66.66%	16.66%	0%	0%

SERVICE DELIVERY & BUDGET IMPLEMENTATION PLAN FOR THE 2014/2015 FINANCIAL YEAR
BUSINESS UNIT: COMMUNITY SERVICES
SUB UNIT: HEALTH & SOCIAL SERVICES

INDEX	IDP REFERENCE	SDBIP REFERENCE	NATIONAL KEY PERFORMANCE AREA	PROGRAMME	PROJECT	WARD	BASELINE / STATUS QUO	MEASURABLE OBJECTIVE	ANNUAL TARGET / OUTPUT	PERFORMANCE MEASURE	PERFORMANCE REPORTING - QUARTER 4 - QUARTER ENDING JUNE 2015							PERFORMANCE REPORTING - ANNUAL REPORTING (1 JULY 2014 - 30 JUNE 2015)						
											QUARTER 4 - QUARTER ENDING JUNE 2015							ANNUAL REPORTING (1 JULY 2014 - 30 JUNE 2015)						
											QUARTER 4 TARGET	QUARTER 4 PROGRESS - ACTUAL	ACTUAL (1,2,3,4,5, Not Applicable)	REASON FOR DEVIATION	CORRECTIVE MEASURE	TIMEFRAME TO IMPLEMENT CORRECTIVE MEASURES	SOURCE DOCUMENT	ANNUAL TARGET	ANNUAL PROGRESS - ACTUAL	ACTUAL (1,2,3,4,5, Not Applicable)	REASON FOR DEVIATION	CORRECTIVE MEASURE	TIMEFRAME TO IMPLEMENT CORRECTIVE MEASURES	SOURCE DOCUMENT
F	F2	H&SS 01	NKPA 6 - CROSS CUTTING	Safeguarding the environment for the optimal health of the Community	Vector control	All	3120	6240 sites baited and/ or treated for Vector Control according to the vector control site schedule	6240 sites baited and/ or treated for Vector Control according to the vector control site schedule by the 30th of June 2015	Number of sites baited and/ or treated for Vector Control according to the vector control site schedule	6240 sites baited and/ or treated for Vector Control according to the vector control site schedule by the 30th of June 2015	11 232 sites baited and/ or treated for Vector Control according to the vector control site schedule by the 30th of June 2015	4	N/A	N/A	N/A	Vector Control Files/Daily Reporting Sheets	6240 sites baited and/ or treated for Vector Control according to the vector control site schedule by the 30th of June 2015	11 232 sites baited and/ or treated for Vector Control according to the vector control site schedule by the 30th of June 2015	4	N/A	N/A	N/A	Vector Control Files/Daily Reporting Sheets
											82000	N/A	N/A	N/A	N/A	N/A	N/A	N/A	N/A	N/A	N/A	N/A	N/A	N/A
F	F2	H&SS 02	NKPA 6 - CROSS CUTTING	Safeguarding the environment for the optimal health of the Community	Food sampling	All	480	480 Food samples and 480 Food swabs taken & analyzed according to the food sampling plan	480 Food samples and 480 Food swabs taken & analyzed according to the food sampling plan by the 30th of June 2015	Number of Food samples and Food swabs taken & analyzed according to the food sampling plan	480 Food samples and 480 Food swabs taken & analyzed according to the food sampling plan by the 30th of June 2015	508 Food samples and 508 Food swabs taken & analysed according to the food sampling plan by the 30th of June 2015	3	N/A	N/A	N/A	Food sampling files	480 Food samples and 480 Food swabs taken & analysed according to the food sampling plan by the 30th of June 2015	508 Food samples and 508 Food swabs taken & analysed according to the food sampling plan by the 30th of June 2015	3	N/A	N/A	N/A	Food sampling files
											48621	N/A	N/A	N/A	N/A	N/A	N/A	N/A	N/A	N/A	N/A	N/A	N/A	N/A
F	F2	H&SS 03	NKPA 6 - CROSS CUTTING	Safeguarding the environment for the optimal health of the Community	Water quality control	All	1250	1250 water samples taken & analyzed for Water Quality Control according to the water sampling plan	1250 water samples taken & analyzed for Water Quality Control according to the water sampling plan by the 30th of June 2015	Number of water samples taken & analyzed for Water Quality Control according to the water sampling plan	1250 water samples taken & analysed for Water Quality Control according to the water sampling plan by the 30th of June 2015	1316 water samples taken & analysed for Water Quality Control according to the water sampling plan by the 30th of June 2015	3	N/A	N/A	N/A	Water sampling files	1250 water samples taken & analysed for Water Quality Control according to the water sampling plan by the 30th of June 2015	1316 water samples taken & analysed for Water Quality Control according to the water sampling plan by the 30th of June 2015	3	N/A	N/A	N/A	Water sampling files
											N/A	N/A	N/A	N/A	N/A	N/A	N/A	N/A	N/A	N/A	N/A	N/A	N/A	N/A
F	F2	H&SS 04	NKPA 6 - CROSS CUTTING	Safeguarding the environment for the optimal health of the Community	Environmental Health Inspections	All	9000	9320 premises inspected annually for Environmental Health compliance according to the compliance inspection schedule	9320 premises inspected annually for Environmental Health compliance according to the compliance inspection schedule by the 30th of June 2015	Number of premises inspected annually for Environmental Health compliance according to the compliance inspection schedule	9320 premises inspected annually for Environmental Health compliance according to the compliance inspection schedule by the 30th of June 2015	12 429 premises inspected annually for Environmental Health compliance according to the compliance inspection schedule by the 30th of June 2015	3	N/A	N/A	N/A	Property Files	9320 premises inspected annually for Environmental Health compliance according to the compliance inspection schedule by the 30th of June 2015	12 429 premises inspected annually for Environmental Health compliance according to the compliance inspection schedule by the 30th of June 2015	3	N/A	N/A	N/A	Property Files
											N/A	N/A	N/A	N/A	N/A	N/A	N/A	N/A	N/A	N/A	N/A	N/A	N/A	N/A
B	B3	H&SS 05	NKPA 2 - BASIC SERVICE DELIVERY	HIV/AIDS	Ward Visits	All	N/A (New KPI)	180 ward visits conducted to supported HIV/ AIDS groups	180 ward visits conducted to supported HIV/ AIDS groups by the 30th of June 2015	Number of ward visits conducted to supported HIV/ AIDS groups	180 ward visits conducted to supported HIV/AIDS groups by the 30th of June 2015	162 ward visits conducted to supported HIV/AIDS groups by the 30th of June 2015	2	staff member dealing with H& SS 05 was on suspension from March to May 2015	Staff member back from suspension in May 2015	Staff member back from suspension in May 2015	HIV/AIDS Register	180 ward visits conducted to supported HIV/ AIDS groups by the 30th of June 2015	162 ward visits conducted to supported HIV/AIDS groups by the 30th of June 2015	2	staff member dealing with H& SS 05 was on suspension from March to May 2015	Staff member back from suspension in May 2015	Staff member back from suspension in May 2015	HIV/AIDS Register
											N/A	N/A	N/A	N/A	N/A	N/A	N/A	N/A	N/A	N/A	N/A	N/A	N/A	N/A
B	B3	H&SS 06	NKPA 2 - BASIC SERVICE DELIVERY	HIV/AIDS	Coordination of HIV/AIDS & Social Support Programmes	All	400	420 HIV/ AIDS and social support programmes co-ordinated	420 HIV/ AIDS and social support programmes co-ordinated by the 30th of June 2015	Number of HIV/AIDS and social support programmes co-ordinated	420 HIV/AIDS and social support programmes co-ordinated by the 30th of June 2015	431 HIV/AIDS and social support programmes co-ordinated by the 30th of June 2015	3	N/A	N/A	N/A	HIV/AIDS Register	420 HIV/ AIDS and social support programmes co-ordinated by the 30th of June 2015	431 HIV/ AIDS and social support programmes co-ordinated by the 30th of June 2015	3	N/A	N/A	N/A	HIV/AIDS Register
											N/A	N/A	N/A	N/A	N/A	N/A	N/A	N/A	N/A	N/A	N/A	N/A	N/A	N/A

COMMUNITY DEVELOPMENT UNIT OVERVIEW
SDBIP 2014/2015 4TH QUARTER & ANNUAL PROGRESS REPORT

	TOTAL PROJECTS	KEY
	1 NIL ACHIEVED	
	2 TARGET PARTIALLY MET	
	3 TARGET MET	
	4 TARGET EXCEEDED	
	5 TARGET EXCEEDED BY 100 %	
	NOT APPLICABLE	

1 COMMUNITY DEVELOPMENT UNIT OVERVIEW

1.1 TOTAL PROJECTS: 10
1.1.1 OPERATING PROJECTS 7
1.1.2 CAPITAL PROJECTS 3

1.2 GRAPHICAL REPRESENTATION OF PERFORMANCE: OPERATING PROJECTS

COMMUNITY DEVELOPMENT UNIT OVERVIEW
SDBIP 2014/2015 4TH QUARTER & ANNUAL PROGRESS REPORT

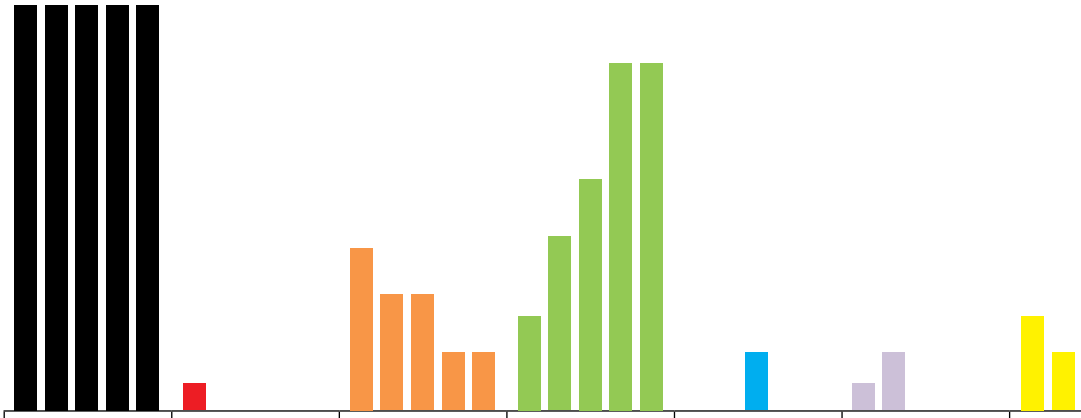

	Total Projects	1 Nil Achieved	2 Target Partially Met	3 Target Met	4 Target Exceeded	5 Target Exceeded by 100%	No Applicable
Quarter 1	100%	6.66%	40%	23.33%	0%	6.66%	23.33%
Quarter 2	100%	0%	28.57%	42.85%	0%	14.28%	14.28%
Quarter 3	100%	0%	28.57%	57.14%	14.28%	0%	0%
Quarter 4	100%	0%	14.28%	85.71%	0%	0%	0%
Annual	100%	0%	14.28%	85.71%	0%	0%	0%

2.1 GRAPHICAL REPRESENTATION OF PERFORMANCE: CAPITAL PROJECTS

COMMUNITY DEVELOPMENT UNIT OVERVIEW
SDBIP 2014/2015 4TH QUARTER & ANNUAL PROGRESS REPORT

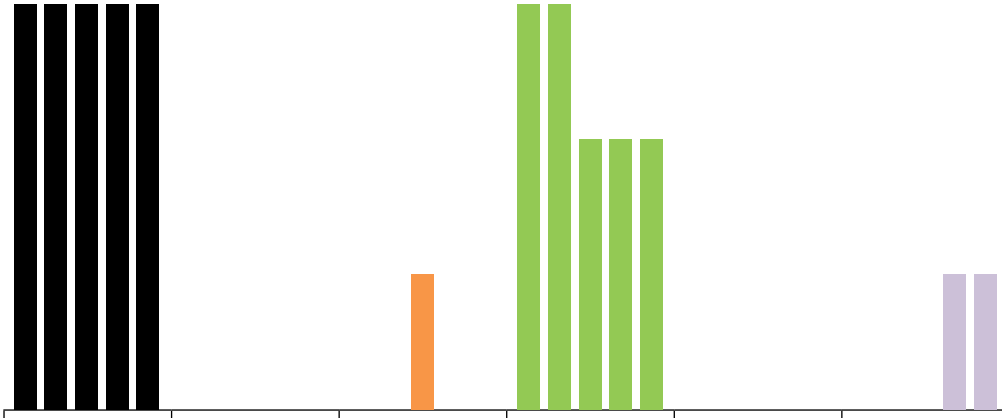

	Total Projects	1 Nil Achieved	2 Target Partially Met	3 Target Met	4 Target Exceeded	5 Target Exceeded by 100%	No Applicable
Quarter 1	100%	0%	0%	100%	0%	0%	0%
Quarter 2	100%	0%	0%	100%	0%	0%	0%
Quarter 3	100%	0%	33.33%	66.66%	0%	0%	0%
Quarter 4	100%	0%	0%	66.66%	0%	33.33%	0%
Annual	100%	0%	0%	66.66%	0%	33.33%	0%

SERVICE DELIVERY & BUDGET IMPLEMENTATION PLAN FOR THE 2014/2015 FINANCIAL YEAR
BUSINESS UNIT: COMMUNITY SERVICES
SUB UNIT: COMMUNITY DEVELOPMENT

INDEX	IDP REFERENCE	SDBIP REFERENCE	NATIONAL KEY PERFOR-MANCE AREA	PRO-GRAMME	PROJECT	WARD	BASELINE / STATUS QUO	MEASURABLE OBJECTIVE	ANNUAL TARGET / OUTPUT	PERFORMANCE MEASURE	PERFORMANCE REPORTING - QUARTER 4 - QUARTER ENDING JUNE 2015							PERFORMANCE REPORTING - ANNUAL REPORTING (1 JULY 2014 - 30 JUNE 2015)						
											QUARTER 4 - QUARTER ENDING JUNE 2015							ANNUAL REPORTING (1 JULY 2014 - 30 JUNE 2015)						
											QUARTER 4 TARGET	QUARTER 4 PROGRESS - ACTUAL	ACTUAL (1,2,3,4,5, Not Applicable)	REASON FOR DEVIATION	CORRECTIVE MEASURE	TIMEFRAME TO IMPLEMENT CORRECTIVE MEASURES	SOURCE DOCUMENT	ANNUAL TARGET	ANNUAL PROGRESS - ACTUAL	ACTUAL (1,2,3,4,5, Not Applicable)	REASON FOR DEVIATION	CORRECTIVE MEASURE	TIMEFRAME TO IMPLEMENT CORRECTIVE MEASURES	SOURCE DOCUMENT
B	B1	COM DEV 01	NKPA 2 - BASIC SERVICE DELIVERY	Grass cutting	Mainte-nance of verges, open spaces and parks	All	3 cuts in 37 wards per grass cutting season (September 2014 to May 2015)	Grass cut in 37 wards three times a season. (Septem-ber2014 to May 2015)	Grass cut in 37 wards three times a season. (Sep-tember2014 to May 2015) by the 30th of May 2015	Number of cuts per wards per season	Grass cut in 37 wards three times a season. (Septem-ber2014 to May 2015) by the 30th of May 2015	Grass cut in 37 wards three times a season. (Septem-ber2014 to May 2015) by the 30th of May 2015	3	N/A	N/A	N/A	Weekly grass cutting stats	Grass cut in 37 wards three times a season. (Septem-ber2014 to May 2015) by the 30th of May 2015	Grass cut in 37 wards three times a season. (Septem-ber2014 to May 2015) by the 30th of May 2015	3	N/A	N/A	N/A	Weekly grass cutting stats
											692255	N/A	N/A	N/A	N/A	N/A	N/A	N/A	N/A	N/A	N/A	N/A	N/A	N/A
B	B1	COM DEV 02	NKPA 2 - BASIC SERVICE DELIVERY	Land-scaping and beati-fication	Mainte-nance and land-scaping of islands and main entrances	All	21 islands and 19 main arterial entrances	21 islands and 19 main entrances maintained	21 islands and 19 main entrances maintained monthly by the 30th of June 2015	Number of islands, main entrances maintained monthly	21 islands and 19 main entrances maintained monthly by the 30th of June 2015	21 islands and 19 main entrances maintained monthly by the 30th of June 2015	3	N/A	N/A	N/A	Weekly maintenance stats	21 islands and 19 main entrances maintained monthly by the 30th of June 2015	21 islands and 19 main entrances maintained monthly by the 30th of June 2015	3	N/A	N/A	N/A	Weekly maintenance stats
											N/A	N/A	N/A	N/A	N/A	N/A	N/A	N/A	N/A	N/A	N/A	N/A	N/A	N/A
B	B1	COM DEV 03	NKPA 2 - BASIC SERVICE DELIVERY	Municipal property	Mainte-nance and landscap-ing of council grounds and gardens	All	9 Libraries maintained every month	11 libraries, 56 halls & 1 city hall garden maintained every month	11 libraries, 56 halls & 1 city hall garden maintained every month by 30th of May 2015	Number of librar-ies, operational halls & gardens maintained monthly	11 libraries, 56 halls & 1 city hall garden maintained every month by 30th of May 2015	11 libraries, 56 halls & 1 city hall garden maintained every month by 30th of May 2015	3	N/A	N/A	N/A	Weekly grass cutting stats	11 libraries, 56 halls & 1 city hall garden maintained every month by 30th of May 2015	11 libraries, 56 halls & 1 city hall garden maintained every month by 30th of May 2015	3	N/A	N/A	N/A	Weekly grass cutting stats
											N/A	N/A	N/A	N/A	N/A	N/A	N/A	N/A	N/A	N/A	N/A	N/A	N/A	N/A
B	B1	COM DEV 04	NKPA 2 - BASIC SERVICE DELIVERY	Upgrading of library facilities	Mainte-nance of 11 libraries	7, 12, 13, 23, 27, 28, 32, 34, 35, 37	9 Libraries maintained	11 Libraries Renovated & maintained as per approved Maintenance Plan	11 Libraries Renovated & maintained as per approved Maintenance Plan by the 30th of April 2015	Number of Librar-ies Renovated & maintained as per approved Mainte-nance Plan	11 Libraries Reno-vated & maintained as per approved Mainte-nance Plan by the 30th of April 2015 (Northdale, George-town, Vulindlela, Wood-lands, Eastwood, Sobantu, Ashadown, Alexandra, Slang-spruit, Ashburton and Bessie Head)	11 Libraries Renovated & maintained as per approved Maintenance Plan by the 30th of April 2015 (Northdale, Georgetown, Vulindlela, Woodlands, Eastwood, Sobantu, Ashadown, Alexandra, Slangspruit, Ashburton and Bessie Head)	3	N/A	N/A	N/A	Invoices, letter of awards, completion certificates	11 Libraries Reno-vated & maintained as per approved Mainte-nance Plan by the 30th of April 2015 (Northdale, George-town, Vulindlela, Wood-lands, Eastwood, Sobantu, Ashadown, Alexandra, Slang-spruit, Ashburton and Bessie Head)	11 Libraries Reno-vated & maintained as per approved Mainte-nance Plan by the 30th of April 2015 (Northdale, George-town, Vulindlela, Woodlands, Eastwood, Sobantu, Ashadown, Alexandra, Slangspruit, Ashburton and Bessie Head)	3	N/A	N/A	N/A	Invoices, letter of awards, completion certificates
											7 117 802	N/A	N/A	N/A	N/A	N/A	N/A	N/A	N/A	N/A	N/A	N/A	N/A	N/A
B	B3	COM DEV 05	NKPA 2 - BASIC SERVICE DELIVERY	Access to library services	Acqui-sition of books	7, 12, 13, 23, 27, 28, 32, 34, 35, 37	36142 books purchased in 2013/2014	20 000 library books purchased	20 000 library books purchased by the 30th of June 2015	Number of books purchased	20 000 library books purchased by the 30th of June 2015	71 166 library books purchased	5	N/A	N/A	N/A	Invoices and delivery books	20 000 library books purchased by the 30th of June 2015	71 166 li-brary books purchased	5	N/A	N/A	N/A	Invoices and delivery books
											3 610 452	N/A	N/A	N/A	N/A	N/A	N/A	N/A	N/A	N/A	N/A	N/A	N/A	N/A

SERVICE DELIVERY & BUDGET IMPLEMENTATION PLAN FOR THE 2014/2015 FINANCIAL YEAR
BUSINESS UNIT: COMMUNITY SERVICES
SUB UNIT: COMMUNITY DEVELOPMENT

INDEX	IDP REFERENCE	SDBIP REFERENCE	NATIONAL KEY PERFORMANCE AREA	PROGRAMME	PROJECT	WARD	BASELINE / STATUS QUO	MEASURABLE OBJECTIVE	ANNUAL TARGET / OUTPUT	PERFORMANCE MEASURE	PERFORMANCE REPORTING - QUARTER 4 - QUARTER ENDING JUNE 2015							PERFORMANCE REPORTING - ANNUAL REPORTING (1 JULY 2014 - 30 JUNE 2015)						
											QUARTER 4 - QUARTER ENDING JUNE 2015							ANNUAL REPORTING (1 JULY 2014 - 30 JUNE 2015)						
											QUARTER 4 TARGET	QUARTER 4 PROGRESS - ACTUAL	ACTUAL (1,2,3,4,5, Not Applicable)	REASON FOR DEVIATION	CORRECTIVE MEASURE	TIMEFRAME TO IMPLEMENT CORRECTIVE MEASURES	SOURCE DOCUMENT	ANNUAL TARGET	ANNUAL PROGRESS - ACTUAL	ACTUAL (1,2,3,4,5, Not Applicable)	REASON FOR DEVIATION	CORRECTIVE MEASURE	TIMEFRAME TO IMPLEMENT CORRECTIVE MEASURES	SOURCE DOCUMENT
B	B3	COM DEV 06	NKPA 2 - BASIC SERVICE DELIVERY	Computerized system	Digitization Strategy and purchasing of digitization machines	27	Hardcopy Collection of legal deposit prone to disaster	% Legal deposit periodicals and newspaper material fully computerized and all GRAP 103 material well protected from fire & disaster	100% Legal deposit periodicals and newspaper material fully computerized and all GRAP 103 material well protected from fire & disaster by the 31st of May 2015	% of completion of Legal deposit periodicals and newspaper material fully computerized and all GRAP 103 material well protected from fire & disaster	100% Legal deposit periodicals and newspaper material fully computerised and all GRAP 103 material well protected from fire & disaster by the 31st of May 2015	Fire protection requires more money than the budget we had and it was relocated to maintenance budget. Machines of digitization have been purchased and the process is an ongoing process	2	N/A	N/A	N/A	Invoices and delivery digitization machines	100% Legal deposit periodicals and newspaper material fully computerised and all GRAP 103 material well protected from fire & disaster by the 31st of May 2015	Fire protection requires more money than the budget we had and it was relocated to maintenance budget. Machines of digitization have been purchased and the process is an ongoing process	2	N/A	N/A	N/A	Invoices and delivery digitization machines
											4 150 000	N/A	N/A	N/A	N/A	N/A	N/A	N/A	N/A	N/A	N/A	N/A	N/A	N/A
B	B1	COM DEV 07	NKPA 2 - BASIC SERVICE DELIVERY	Refuse collection	Implementation in PHB and informal areas	10 -37	85000 households	To ensure that by June 2015, 110000 of households are serviced with waste collection 1 x a week	110 000 households domestic refuse collected 1 x a week by 30th of June 2014	Number of Households and number of times removal a month	110 000 households domestic refuse collected 1 x a week by 30th of June 2015	120 000 households domestic refuse collected 1 x a week by 30th of June 2015	3	N/A	N/A	N/A	Weighbridge slips and waste weekly collection schedule	110 000 households domestic refuse collected 1 x a week by 30th of June 2015	120 000 households domestic refuse collected 1 x a week by 30th of June 2015	3	N/A	N/A	N/A	Weighbridge slips and waste weekly collection schedule
											562 500 (house count)	N/A	N/A	N/A	N/A	N/A	N/A	N/A	N/A	N/A	N/A	N/A	N/A	N/A
B	B1	COM DEV 08	NKPA 2 - BASIC SERVICE DELIVERY	Refuse collection	Garden refuse site	All	Ritchie, Presberry and Link Rd Garden sites require upgrading	3 garden sites (Ritchie, Presberry and Link Rd) upgraded and operational	3 garden sites (Ritchie, Presberry and Link Rd) upgraded and operational by 30th of June 2015	Number of garden sites (Ritchie, Presberry and Link Rd) upgraded and operational	3 garden sites (Ritchie, Presberry and Link Rd) upgraded and operational by 30th of June 2015	3 garden sites upgraded (Ritchie, Presberry, Link Rd and Grange)	3	N/A	N/A	N/A	Invoices and photos	3 garden sites (Ritchie, Presberry and Link Rd) upgraded and operational by 30th of June 2015	3 garden sites upgraded (Ritchie, Presberry, Link Rd and Grange)	3	N/A	N/A	N/A	Invoices and photos
											0	N/A	N/A	N/A	N/A	N/A	N/A	N/A	N/A	N/A	N/A	N/A	N/A	N/A
B	B1	COM DEV 09	NKPA 2 - BASIC SERVICE DELIVERY	Waste minimization	Recycling	24, 27, 28, 30, 31, 32, 33, 34, 35, 37	Orange Bag recycling programme currently in 4 wards	Extend recycling Projects at source in 10 wards.	Implementation of Recycling Projects in 10 wards completed by 30th of June 2014	Number of wards where recycling projects are implemented	Implementation of Recycling Projects in 10 wards completed by 30th of June 2015	Implementation of Recycling Projects in 10 wards completed by 30th of June 2015	3	N/A	N/A	N/A	Wildlands Trust Recycling Stats	Implementation of Recycling Projects in 10 wards completed by 30th of June 2015	Implementation of Recycling Projects in 10 wards completed by 30th of June 2015	3	N/A	N/A	N/A	Wildlands Trust Recycling Stats
											N/A	N/A	N/A	N/A	N/A	N/A	N/A	N/A	N/A	N/A	N/A	N/A	N/A	N/A
B	B1	COM DEV 10	NKPA 2 - BASIC SERVICE DELIVERY	Community outreach programme	Arts Exhibitions	All	24 x Art exhibitions held by the 30th of June 2014	No of Art exhibitions held	24 x Art exhibitions held by the 30th of June 2015	Number of art exhibitions held	24 x Art exhibitions held by the 30th of June 2015	24 x Art exhibitions held by the 30th of June 2015	3	N/A	N/A	N/A	Visitors books, invitations and register	24 x Art exhibitions held by the 30th of June 2015	24 x Art exhibitions held by the 30th of June 2015	3	N/A	N/A	N/A	Visitors books, invitations and register
											32 750	32 750	N/A	N/A	N/A	N/A	N/A	N/A	N/A	N/A	N/A	N/A	N/A	N/A

PUBLIC SAFETY & DISASTER MANAGEMENT UNIT OVERVIEW
SDBIP 2014/2015 4TH QUARTER & ANNUAL PROGRESS REPORT

	TOTAL PROJECTS	KEY
	1 NIL ACHIEVED	
	2 TARGET PARTIALLY MET	
	3 TARGET MET	
	4 TARGET EXCEEDED	
	5 TARGET EXCEEDED BY 100 %	
	NOT APPLICABLE	

1 PUBLIC SAFETY & DISASTER MANAGEMENT UNIT OVERVIEW

1.1 TOTAL PROJECTS: 11
1.1.1 OPERATING PROJECTS 11
1.1.2 CAPITAL PROJECTS 0

1.2 GRAPHICAL REPRESENTATION OF PERFORMANCE: OPERATING PROJECTS

PUBLIC SAFETY & DISASTER MANAGEMENT UNIT OVERVIEW
SDBIP 2014/2015 4TH QUARTER & ANNUAL PROGRESS REPORT

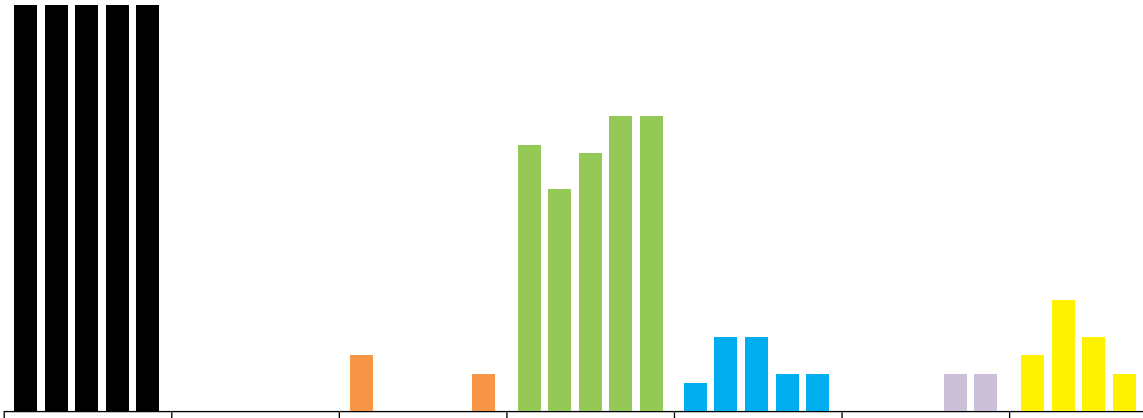

	Total Projects	1 Nil Achieved	2 Target Partially Met	3 Target Met	4 Target Exceeded	5 Target Exceeded by 100%	No Applicable
Quarter 1	100%	0%	13.79%	65.51%	6.89%	0%	13.79%
Quarter 2	100%	0%	0%	54.54%	18.18%	0%	27.27%
Quarter 3	100%	0%	0%	63.63%	18.18%	0%	18.18%
Quarter 4	100%	0%	0%	72.72%	9.09%	9.09%	9.09%
Annual	100%	0%	9.09%	72.72%	9.09%	9.09%	0%

SERVICE DELIVERY & BUDGET IMPLEMENTATION PLAN FOR THE 2014/2015 FINANCIAL YEAR
BUSINESS UNIT: COMMUNITY SERVICES
SUB UNIT: PUBLIC SAFETY ENFORCEMENT & DISASTER MANAGEMENT

INDEX	IDP REFERENCE	SDBIP REFERENCE	NATIONAL KEY PERFORMANCE AREA	PROGRAMME	PROJECT	WARD	BASELINE / STATUS QUO	MEASURABLE OBJECTIVE	ANNUAL TARGET / OUTPUT	PERFORMANCE MEASURE	PERFORMANCE REPORTING - QUARTER 4 - QUARTER ENDING JUNE 2015							PERFORMANCE REPORTING - ANNUAL REPORTING (1 JULY 2014 - 30 JUNE 2015)						
											QUARTER 4 - QUARTER ENDING JUNE 2015							ANNUAL REPORTING (1 JULY 2014 - 30 JUNE 2015)						
											QUARTER 4 TARGET	QUARTER 4 PROGRESS - ACTUAL	ACTUAL (1,2,3,4,5, Not Applicable)	REASON FOR DEVIATION	CORRECTIVE MEASURE	TIMEFRAME TO IMPLEMENT CORRECTIVE MEASURES	SOURCE DOCUMENT	ANNUAL TARGET	ANNUAL PROGRESS - ACTUAL	ACTUAL (1,2,3,4,5, Not Applicable)	REASON FOR DEVIATION	CORRECTIVE MEASURE	TIMEFRAME TO IMPLEMENT CORRECTIVE MEASURES	SOURCE DOCUMENT
F	F2	PSDM 01	NKPA 6 - CROSS CUTTING	Disaster Management	Awareness Campaigns	All	(5) Number of awareness campaigns	To increase the capacity for Public Safety in the community	5 x Disaster awareness Campaigns (1 campaign per zone) conducted by the 30th of June 2015	Number of disaster awareness campaigns conducted	5 x Disaster awareness Campaigns (1 campaign per zone) completed by the 30th of June 2015	6 x awareness campaigns conducted by the 30th of June 2015	3	N/A	N/A	N/A	N/A	5 x Disaster awareness Campaigns (1 campaign per zone) completed by the 30th of June 2015	6 x awareness campaigns conducted by the 30th of June 2015	3	N/A	N/A	N/A	Attendence registers
											N/A	N/A	N/A	N/A	N/A	N/A	N/A	N/A	N/A	N/A	N/A	N/A	N/A	N/A
F	F2	PSDM 02	NKPA 6 - CROSS CUTTING	Disaster Management	Approval of DM Plan	All	Draft DM PLAN	Disaster management plan developed and submitted to SMC for approval by Council	Disaster management plan developed and submitted to SMC by the 31st January 2015 for approval by Council	Date Disaster management plan developed and submitted to SMC for approval by Council	N/A	N/A	NOT APPLICABLE	N/A	N/A	N/A	N/A	Disaster management plan developed and submitted to SMC by the 31st January 2015 for approval by Council	Disaster management plan developed and submitted to SMC by the 31st January 2015 for approval by Council	3	N/A	N/A	N/A	Memo communication
											N/A	N/A	N/A	N/A	N/A	N/A	N/A	N/A	N/A	N/A	N/A	N/A	N/A	N/A
F	F2	PSDM 03	NKPA 6 - CROSS CUTTING	Disaster Management	Implementation of the Approved Disaster management plan/ strategy	All	Currently there is no set standard for turnaround times	24 Hours turn around time to respond to disaster related incidents reported according to the Approved DM plan/strategy	24 Hours turn around time to respond to disaster related incidents reported according to the Approved DM plan/strategy by 30th June 2015	Turn around time to respond to disaster related incidents reported according to the Approved DM plan/strategy	24Hours turn around time to respond to disaster related incidents reported according to the Approved DM plan/ strategy by 30th June 2015	24Hours turn around time to respond to disaster related incidents reported according to the Approved DM plan/strategy by 30th June 2015	3	N/A	N/A	N/A	Assesment reports	24 Hours turn around time to respond to disaster related incidents reported according to the Approved DM plan/ strategy by 30th June 2015	24 Hours turn around time to respond to disaster related incidents reported according to the Approved DM plan/ strategy by 30th June 2015	3	N/A	N/A	N/A	Incidents assesment forms
											N/A	N/A	N/A	N/A	N/A	N/A	N/A	N/A	N/A	N/A	N/A	N/A	N/A	N/A
F	F2	PSDM 04	NKPA 6 - CROSS CUTTING	Disaster Management	Implementation of the Approved Disaster management plan/ strategy	All	No Relief/ Response Committees in place.	37 Disaster Relief/Response Committees trained by PSDM in 5 municipal zones according to the Approved DM plan/ strategy	37 Disaster Relief/ Response Committees Trained by PSDM in 5 municipal zones according to the Approved DM plan/strategy by the 30th June 2015	Number of Disaster Relief/ Response Committees trained by PSDM in 5 municipal zones according to the Approved DM plan/strategy	37 Disaster Relief/ Response Committees trained by PSDM in 5 municipal zones according to the Approved DM plan/ strategy by the 30th June 2015	Report was submitted by Fire Brigade to SMC in January 2015 and Resolution was obtained in June 2015 to authorise & continue with the process. Also the process is meant for the high risk areas not 37 wards	1	N/A	N/A	N/A	Resolution of SCM	37 Disaster Relief/ Response Committees Trained by PSDM in 5 municipal zones according to the Approved DM plan/ strategy by the 30th June 2015	Report was submitted by Fire Brigade to SMC in January 2015 and Resolution was obtained in June 2015 to authorise & continue with the process. Also the process is meant for the high risk areas not 37 wards	1	There was no resolution to continue with the process and process is meant for high risk areas not all 37 wards	to start with process on the new financial year	August	Report and Resolution
											N/A	N/A	N/A	N/A	N/A	N/A	N/A	N/A	N/A	N/A	N/A	N/A	N/A	N/A
F	F2	PSDM 05	NKPA 6 - CROSS CUTTING	Fire & Rescue	Fire & Rescue Public awareness presentations facilitated by PSDM	All	N/A (New KPI)	50 Fire & Rescue public awareness presentations conducted	50 Fire & Rescue public awareness presentations conducted by the 30th of June 2015	Number of Fire & Rescue public awareness presentations conducted	50 Fire & Rescue public awareness presentations conducted by the 30th of June 2015	154 Fire & Rescue public awareness presentations conducted by the 30th of June 2015	5	N/A	N/A	N/A	Daily schedules	50 Fire & Rescue public awareness presentations conducted by the 30th of June 2015	154 Fire & Rescue public awareness presentations conducted by the 30th of June 2015	5	N/A	N/A	N/A	daily schedules
											N/A	N/A	N/A	N/A	N/A	N/A	N/A	N/A	N/A	N/A	N/A	N/A	N/A	N/A
F	F2	PSDM 06	NKPA 6 - CROSS CUTTING	Fire & Rescue	Major Hazards Visitations by PSDM	All CHECK BASELINE INFO	24 Major Hazard Visitations conducted by the 30th of June 2014	24 Major Hazard Visitations Conducted	24 Major Hazard Visitations conducted by the 30th of June 2015	Number of Major hazard Visitations conducted	24 Major Hazard Visitations conducted by the 30th of June 2015	50 Major Hazard Visitations conducted by the 30th of June 2015	4	N/A	N/A	N/A	Daily schedules	24 Major Hazard Visitations conducted by the 30th of June 2015	50 Major Hazard Visitations conducted by the 30th of June 2015	4	N/A	N/A	N/A	daily schedules
											N/A	N/A	N/A	N/A	N/A	N/A	N/A	N/A	N/A	N/A	N/A	N/A	N/A	N/A

SERVICE DELIVERY & BUDGET IMPLEMENTATION PLAN FOR THE 2014/2015 FINANCIAL YEAR
BUSINESS UNIT: COMMUNITY SERVICES
SUB UNIT: PUBLIC SAFETY ENFORCEMENT & DISASTER MANAGEMENT

INDEX	IDP REFERENCE	SDBIP REFERENCE	NATIONAL KEY PERFOR-MANCE AREA	PRO-GRAMME	PROJECT	WARD	BASELINE / STATUS QUO	MEASURABLE OBJECTIVE	ANNUAL TARGET / OUTPUT	PERFORMANCE MEASURE	PERFORMANCE REPORTING - QUARTER 4 - QUARTER ENDING JUNE 2015							PERFORMANCE REPORTING - ANNUAL REPORTING (1 JULY 2014 - 30 JUNE 2015)						
											QUARTER 4 - QUARTER ENDING JUNE 2015							ANNUAL REPORTING (1 JULY 2014 - 30 JUNE 2015)						
											QUARTER 4 TARGET	QUARTER 4 PROGRESS - ACTUAL	ACTUAL (1,2,3,4,5, Not Applicable)	REASON FOR DEVIATION	CORRECTIVE MEASURE	TIMEFRAME TO IMPLEMENT CORRECTIVE MEASURES	SOURCE DOCUMENT	ANNUAL TARGET	ANNUAL PROGRESS - ACTUAL	ACTUAL (1,2,3,4,5, Not Applicable)	REASON FOR DEVIATION	CORRECTIVE MEASURE	TIMEFRAME TO IMPLEMENT CORRECTIVE MEASURES	SOURCE DOCUMENT
F	F2	PSDM 07	NKPA 6 - CROSS CUTTING	Fire & Rescue	Fire & Rescue fire inspec-tions	All	800 fire inspections conducted by the 30th of June 2014	800 fire inspections conducted	800 fire inspections conducted by the 30th of June 2015	Number of fire inspections conducted	800 fire inspections conducted by the 30th of June 2014	938 fire inspections conducted by the 30th of June 2014	3	N/A	N/A	N/A	Daily schedules	800 fire inspections conducted by the 30th of June 2015	938 fire inspections conducted by the 30th of June 2014	3	N/A	N/A	N/A	daily schedules
											N/A	N/A	N/A	N/A	N/A	N/A	N/A	N/A	N/A	N/A	N/A	N/A	N/A	N/A
F	F2	PSDM 08	NKPA 6 - CROSS CUTTING	Public Safety	Opening of the DLTC & RA testing centre	All	PSDM:DLTC & RA testing centre con-structed	100% PSD-M:DLTC & RA testing centre to be fully operational	100% PSD-M:DLTC & RA testing centre to be fully operational by 31st January 2015	% of PSDM:DLTC & RA testing centre to be fully operational	N/A	N/A	NOT APPLI-CABLE	N/A	N/A	N/A	N/A	100% PSD-M:DLTC & RA testing centre to be fully operational by 31st January 2015	DLTC offical opening on the 12th March 2015	3	N/A	N/A	N/A	Report
											N/A	N/A	N/A	N/A	N/A	N/A	N/A	N/A	N/A	N/A	N/A	N/A	N/A	N/A
F	F2	PSDM 09	NKPA 6 - CROSS CUTTING	Public Safety & Law Enforce-ment	Road safety, Alcohol, Drug and Substance abuse cam-paigns	All	120 Road Safety awareness sessions	120 road safety awareness sessions conducted	120 road safety aware-ness sessions conducted by the 30th of June 2015	Number of road safety awareness sessions con-ducted	120 road safety awareness sessions conducted by the 30th of June 2015	172 road safety awareness were sessions conducted by the 30th of June 2015	3	N/A	N/A	N/A	Attendance Registers	120 road safety awareness sessions conducted by the 30th of June 2015	172 road safety aware-ness were sessions conducted by the 30th of June 2015	3	N/A	N/A	N/A	Attendance Registers
											N/A	N/A	N/A	N/A	N/A	N/A	N/A	N/A	N/A	N/A	N/A	N/A	N/A	N/A
F	F2	PSDM 10	NKPA 6 - CROSS CUTTING	Public Safety & Law Enforce-ment	Fire arm audit	All	Fire arm audit conducted in Compliance with Fire Arms Con-trols Act	4 x Fire arm audits conducted in Compliance with Fire Arms Controls Act	4 x Fire arm audits conducted in Compliance with Fire Arms Controls Act by the 30th of June 2015	Number of Fire Arm Audits Conducted	4 x Fire arm audit conducted in Compli-ance with Fire Arms Controls Act by the 30th June 2015	4 x Fire arm audit conducted in Compliance with Fire Arms Controls Act by the 30th June 2015	3	N/A	N/A	N/A	Corre-spondence Documents	4 x Fire arm audits conducted in Compli-ance with Fire Arms Controls Act by the 30th of June 2015	4 x Fire arm audits were conducted in Compli-ance with Fire Arms Controls Act by the 30th of June 2015	3	N/A	N/A	N/A	Corre-spondence Documents
											N/A	N/A	N/A	N/A	N/A	N/A	N/A	N/A	N/A	N/A	N/A	N/A	N/A	N/A
F	F2	PSDM 11	NKPA 6 - CROSS CUTTING	Public Safety & Law Enforce-ment	Fire Arm Training for all municipal fire arm holders	N/A	Fire Arm Training/ Fire Arm Refresher Course for all municipal fire arm holders	2 x Fire Arm Training/Fire Arm Refresher Course for all municipal fire arm holders conducted	2 x Fire Arm Training/Fire Arm Refresher Course for all municipal fire arm holders conducted by the 30th of June 2015	Number of Fire Arm Training/Fire Arm Refresher Course for all municipal fire arm holders conducted	2 x Fire Arm Training/ Fire Arm Refresher Course for all munici-pal fire arm holders conducted by the 30th of June 2015	2 x Fire Arm Training/ Fire Arm Refresher Course for all municipal fire arm holders conducted by the 30th of June 2015	3	N/A	N/A	N/A	Corre-spondence Documents	2 x Fire Arm Training/ Fire Arm Refresher Course for all municipal fire arm holders conducted by the 30th of June 2015	2 x Fire Arm Training/Fire Arm Refresh-er Course for all municipal fire arm holders were conducted by the 30th of June 2015	3	N/A	N/A	N/A	Corre-spondence Documents
											N/A	N/A	N/A	N/A	N/A	N/A	N/A	N/A	N/A	N/A	N/A	N/A	N/A	N/A

SAFE CITY - MUNICIPAL ENTITY OVERVIEW
SDBIP 2014/2015 4TH QUARTER & ANNUAL PROGRESS REPORT

	TOTAL PROJECTS	KEY
	1 NIL ACHIEVED	
	2 TARGET PARTIALLY MET	
	3 TARGET MET	
	4 TARGET EXCEEDED	
	5 TARGET EXCEEDED BY 100 %	
	NOT APPLICABLE	

1 SAFE CITY - MUNICIPAL ENTITY OVERVIEW

1.1 TOTAL PROJECTS: 5
1.1.1 OPERATING PROJECTS 5
1.1.2 CAPITAL PROJECTS 0

1.2 GRAPHICAL REPRESENTATION OF PERFORMANCE: OPERATING PROJECTS

SAFE CITY - MUNICIPAL ENTITY OVERVIEW
SDBIP 2014/2015 4TH QUARTER & ANNUAL PROGRESS REPORT

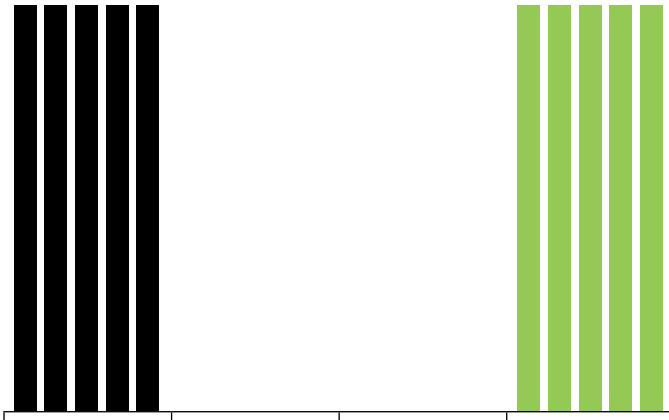

	Total Projects	1 Nil Achieved	2 Target Partially Met	3 Target Met	4 Target Exceeded	5 Target Exceeded by 100%	No Applicable
Quarter 1	100%	0%	0%	100%	0%	0%	0%
Quarter 2	100%	0%	0%	100%	0%	0%	0%
Quarter 3	100%	0%	0%	100%	0%	0%	0%
Quarter 4	100%	0%	0%	100%	0%	0%	0%
Annual	100%	0%	0%	100%	0%	0%	0%

SERVICE DELIVERY & BUDGET IMPLEMENTATION PLAN FOR THE 2014/2015 FINANCIAL YEAR
BUSINESS UNIT: COMMUNITY SERVICES
SUB UNIT: MUNICIPAL ENTITY - SAFE CITY

INDEX	IDP REFERENCE	SDBIP REFERENCE	NATIONAL KEY PERFORMANCE AREA	PROGRAMME	PROJECT	WARD	BASELINE / STATUS QUO	MEASURABLE OBJECTIVE	ANNUAL TARGET / OUTPUT	PERFORMANCE MEASURE	PERFORMANCE REPORTING - QUARTER 4 - QUARTER ENDING JUNE 2015							PERFORMANCE REPORTING - ANNUAL REPORTING (1 JULY 2014 - 30 JUNE 2015)						
											QUARTER 4 - QUARTER ENDING JUNE 2015							ANNUAL REPORTING (1 JULY 2014 - 30 JUNE 2015)						
											QUARTER 4 TARGET	QUARTER 4 PROGRESS - ACTUAL	ACTUAL (1,2,3,4,5, Not Applicable)	REASON FOR DEVIATION	CORRECTIVE MEASURE	TIMEFRAME TO IMPLEMENT CORRECTIVE MEASURES	SOURCE DOCUMENT	ANNUAL TARGET	ANNUAL PROGRESS - ACTUAL	ACTUAL (1,2,3,4,5, Not Applicable)	REASON FOR DEVIATION	CORRECTIVE MEASURE	TIMEFRAME TO IMPLEMENT CORRECTIVE MEASURES	SOURCE DOCUMENT
F	F2	SC 01	NKPA 6 - CROSS CUTTING	Crime & Bylaws Monitoring through CCTV Camera	24 Hour crime watch through CCTV Cameras in areas with CCTV coverage	22, 27, 30, 32, 33, 35	69 CCTV Cameras installed	69 CCTV Cameras to be monitored 24 hours in all areas with CCTV coverage	69 CCTV Cameras to be monitored 24 hours in all areas with CCTV coverage by 30th June 2015	Number of CCTV Cameras to be monitored 24 hours in all areas with CCTV coverage by 30th June 2015	69 CCTV Cameras to be monitored 24 hours in all areas with CCTV coverage 31st June 2015	69 CCTV cameras monitored 24 hours in all CCTV coverage at the 31st June 2015	3	N/A	N/A	N/A	Safe City Fault Register	69 CCTV Cameras to be monitored 24 hours in all areas with CCTV coverage by 30th June 2015	69 CCTV Cameras to be monitored 24 hours in all areas with CCTV coverage by 30th June 2015	3	N/A	N/A	N/A	Safe City Fault Register
											R 1 188 432	N/A	N/A	N/A	N/A	N/A	N/A	R 5 168 650.00	R5 044 009	N/A	N/A	N/A	N/A	N/A
F	F2	SC 02	NKPA 6 - CROSS CUTTING	Crime & Bylaws Monitoring through CCTV Camera	Reporting of detected criminal incidents	22, 27, 30, 32, 33, 35	Monthly Reports of criminal incidents detected by CCTV cameras submitted to DMM: Community Services	12 Monthly Reports of criminal incidents detected by CCTV Cameras prepare and submitted to the DMM: Community Services	12 Monthly Reports of criminal incidents detected by CCTV Cameras prepare and submitted to the DMM: Community Services by 30th of June 2015	Number of Monthly Reports of criminal incidents detected by CCTV Cameras prepare and submitted to the DMM: Community Services	4 Monthly Reports of criminal incidents detected by CCTV Cameras prepare and submitted to the DMM: Community Services by 30th of June 2015	4 Monthly Reports of criminal incidents detected by CCTV Cameras prepare and submitted to the DMM: Community Services by 30th of June 2015	3	N/A	N/A	N/A	Monthly reports to DMM Community Services	12 Monthly Reports of criminal incidents detected by CCTV Cameras prepare and submitted to the DMM: Community Services by 30th of June 2015	12 Monthly Reports of criminal incidents detected by CCTV Cameras prepare and submitted to the DMM: Community Services by 30th of June 2015	3	N/A	N/A	N/A	12 Monthly Reports of criminal incidents detected by CCTV Cameras prepare and submitted to the DMM: Community Services by 30th of June 2015
											N/A	N/A	N/A	N/A	N/A	N/A	N/A	N/A	N/A	N/A	N/A	N/A	N/A	
F	F2	SC 03	NKPA 6 - CROSS CUTTING	Crime & Bylaws Monitoring through CCTV Camera	Reporting to SAPS or Municipal Traffic Dept. Or Security of every detected criminal or suspicious incidents or bylaws violation	22, 27, 30, 32, 33, 35	2 Minutes Turn-around time of reporting to SAPS or Municipal Traffic Dept. Or Security of criminal incidents & Bylaws violations taking place in all areas with CCTV Camera coverage	2 Minutes Turn-around time of reporting to SAPS or Municipal Traffic Dept. Or Security of every criminal or suspicious incidents & By-laws violations taking place in all areas with CCTV Camera coverage	2 Minutes Turn-around time of reporting to SAPS or Municipal Traffic Dept. Or Security of every criminal or suspicious incidents & By-laws violations taking place in all areas with CCTV Camera coverage by 30th of June 2015	Turn-around to report to SAPS or Municipal Traffic Dept. Or Security of every criminal or suspicious incidents and bylaws violations taking place in all areas with CCTV Camera coverage	2 Minutes Turn-around time of reporting to SAPS or Municipal Traffic Dept. Or Security of every criminal or suspicious incidents & Bylaws violations taking place in all areas with CCTV Camera coverage	1.7 Minutes Turn-around time of reporting to SAPS or Municipal Traffic Dept. Or Security of every criminal or suspicious incidents & Bylaws violations taking place in all areas with CCTV Camera coverage by 30th of June 2015	3	N/A	N/A	N/A	Safe City Occurrence Book	2 Minutes Turn-around time of reporting to SAPS or Municipal Traffic Dept. Or Security of every criminal or suspicious incidents & By-laws violations taking place in all areas with CCTV Camera coverage by 30th of June 2015	1.6 Minutes Turn-around time of reporting to SAPS or Municipal Traffic Dept. Or Security of every criminal or suspicious incidents & Bylaws violations taking place in all areas with CCTV Camera coverage by 30th of June 2015	3	N/A	N/A	N/A	Safe City Occurrence Book
											N/A	N/A	N/A	N/A	N/A	N/A	N/A	N/A	N/A	N/A	N/A	N/A	N/A	
F	F2	SC 04	NKPA 6 - CROSS CUTTING	Maintenance of CCTV Equipment's	Inspection of CCTV equipment's	22, 27, 30, 32, 33, 35	240 CCTV inspections conducted in 2013/2014	240 CCTV inspections conducted as per the maintenance schedule by the Safe City Technicians	240 (daily) CCTV inspections conducted as per the maintenance schedule by the Safe City Technicians by 30th of June 2015	Number of CCTV inspections conducted as per the maintenance schedule by the Safe City Technicians	60 inspections to be conducted as per the Maintainance schedule by the Safe City Technicians by 30 June 2015	66 inspections to be conducted as per the Maintainance schedule by the Safe City Technicians by 30 June 2015	3	N/A	N/A	N/A	Safe City Fault Register	240 (daily) CCTV inspections conducted as per the maintainance schedule by the Safe City Technicians by 30th of June 2015	240 (daily) CCTV inspections conducted as per the maintainance schedule by the Safe City Technicians by 30th of June 2015	3	N/A	N/A	N/A	Safe City Fault Register
											N/A	N/A	N/A	N/A	N/A	N/A	N/A	N/A	N/A	N/A	N/A	N/A	N/A	
F	F2	SC 05	NKPA 6 - CROSS CUTTING	Maintenance of CCTV Equipment's	Turn-around to repair of faulty CCTV equipment's as per the Faults Register/ Book	22, 27, 30, 32, 33, 35	Average 5 days turn-around to repair faulty CCTV equipment's	Average 5 days turn-around to repair faulty CCTV equipment's as per the Faults Register/Book	Average 5 days turn-around to repair faulty CCTV equipment as per the Faults Register/Book by the 30th of June 2015	Average turn-around time to repair faulty CCTV equipment	Average 5 days turn-around to repair faulty CCTV equipments as per the Faults Register/ Book	Average 31.6 min turn-around to repair faulty CCTV equipments as per the Faults Register/Book	5	N/A	N/A	N/A	Safe City Task Forms	Average 5 days turn-around to repair faulty CCTV equipment as per the Faults Register/Book by the 30th of June 2015	Average 29.6 min turn-around to repair faulty CCTV equipments as per the Faults Register/ Book	5	N/A	N/A	N/A	Safe City Task Forms
											N/A	N/A	N/A	N/A	N/A	N/A	N/A	N/A	N/A	N/A	N/A	N/A	N/A	

ANNEXURE H

SERVICE DELIVERY & BUDGET IMPLEMENTATION PLAN - INFRASTRUCTURE BUSINESS UNIT - 2014/2015

INFRASTRUCTURE SERVICES BUSINESS UNIT OVERVIEW
SDBIP 2014/2015 4TH QUARTER & ANNUAL PROGRESS REPORT

	TOTAL PROJECTS	KEY
	1 NIL ACHIEVED	
	2 TARGET PARTIALLY MET	
	3 TARGET MET	
	4 TARGET EXCEEDED	
	5 TARGET EXCEEDED BY 100 %	
	NOT APPLICABLE	

1 INFRASTRUCTURE SERVICES BUSINESS UNIT OVERVIEW

1.1 TOTAL PROJECTS: 93
1.1.1 OPERATING PROJECTS 0
1.1.2 CAPITAL PROJECTS 93

1.2 GRAPHICAL REPRESENTATION OF PERFORMANCE: CAPITAL PROJECTS

INFRASTRUCTURE SERVICES BUSINESS UNIT OVERVIEW
SDBIP 2014/2015 4TH QUARTER & ANNUAL PROGRESS REPORT

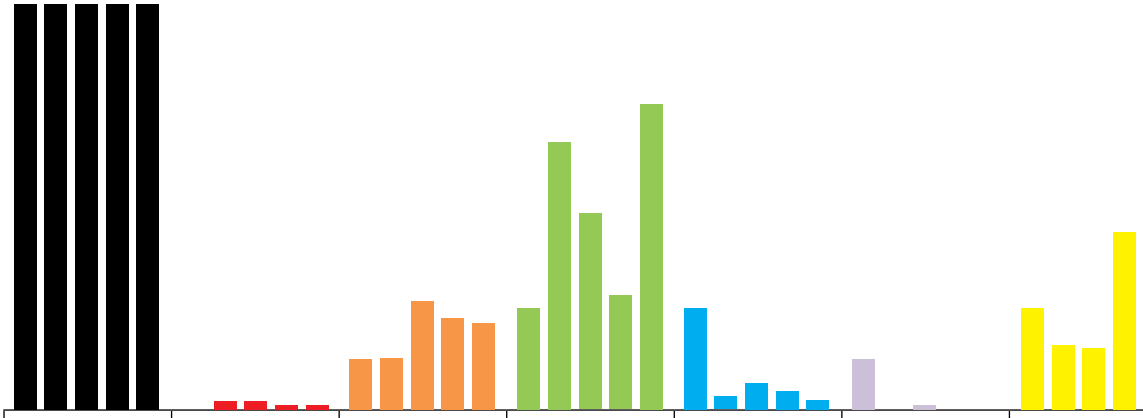

	Total Projects	1 Nil Achieved	2 Target Partially Met	3 Target Met	4 Target Exceeded	5 Target Exceeded by 100%	No Applicable
Quarter 1	100%	0%	12.50%	25%	25%	12.50%	25%
Quarter 2	100%	2.12%	12.76%	65.95%	3.19%	0%	15.95%
Quarter 3	100%	2.15%	26.88%	48.38%	6.45%	1.07%	15.05%
Quarter 4	100%	1.12%	22.49%	28.08%	4.49%	0%	43.82%
Annual	100%	1.12%	21.34%	75.28%	2.24%	0%	0%

WATER & SANITATION UNIT OVERVIEW
SDBIP 2014/2015 4TH QUARTER & ANNUAL PROGRESS REPORT

	TOTAL PROJECTS	KEY
	1 NIL ACHIEVED	
	2 TARGET PARTIALLY MET	
	3 TARGET MET	
	4 TARGET EXCEEDED	
	5 TARGET EXCEEDED BY 100 %	
	NOT APPLICABLE	

1 WATER & SANITATION UNIT OVERVIEW

1.1 TOTAL PROJECTS: 17
1.1.1 OPERATING PROJECTS 0
1.1.2 CAPITAL PROJECTS 17

1.2 GRAPHICAL REPRESENTATION OF PERFORMANCE: CAPITAL PROJECTS

WATER & SANITATION OVERVIEW
SDBIP 2014/2015 4TH QUARTER & ANNUAL PROGRESS REPORT

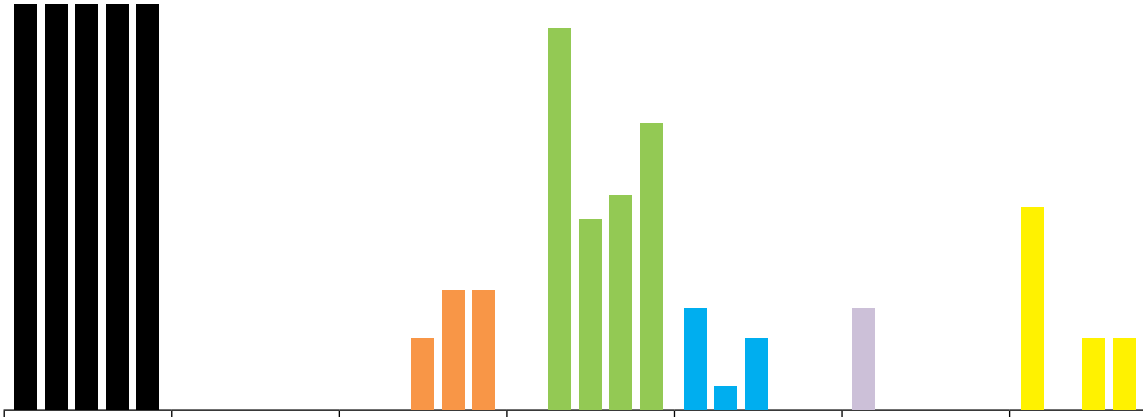

	Total Projects	1 Nil Achieved	2 Target Partially Met	3 Target Met	4 Target Exceeded	5 Target Exceeded by 100%	No Applicable
Quarter 1	100%	0%	0%	0%	25%	25%	50%
Quarter 2	100%	0%	0%	94.10%	5.88%	0%	0%
Quarter 3	100%	0%	17.64%	47.05%	17.64%	0%	17.64%
Quarter 4	100%	0%	29.41%	52.94%	0%	0%	17.63%
Annual	100%	0%	29.41%	70.58%	0%	0%	0%

SERVICE DELIVERY & BUDGET IMPLEMENTATION PLAN FOR THE 2014/2015 FINANCIAL YEAR
BUSINESS UNIT: INFRASTRUCTURE SERVICES
SUB UNIT: WATER & SANITATION

INDEX	IDP REFERENCE	SDBIP REFERENCE	NATIONAL KEY PERFORMANCE AREA	PROGRAMME	PROJECT	WARD	BASELINE / STATUS QUO	MEASURABLE OBJECTIVE	ANNUAL TARGET / OUTPUT	PERFORMANCE MEASURE	PERFORMANCE REPORTING - QUARTER 4 - QUARTER ENDING JUNE 2015							PERFORMANCE REPORTING - ANNUAL REPORTING (1 JULY 2014 - 30 JUNE 2015)						
											QUARTER 4 - QUARTER ENDING JUNE 2015							ANNUAL REPORTING (1 JULY 2014 - 30 JUNE 2015)						
											QUARTER 4 TARGET	QUARTER 4 PROGRESS - ACTUAL	ACTUAL (1,2,3,4,5, Not Applicable)	REASON FOR DEVIATION	CORRECTIVE MEASURE	TIMEFRAME TO IMPLEMENT CORRECTIVE MEASURES	SOURCE DOCUMENT	ANNUAL TARGET	ANNUAL PROGRESS - ACTUAL	ACTUAL (1,2,3,4,5, Not Applicable)	REASON FOR DEVIATION	CORRECTIVE MEASURE	TIMEFRAME TO IMPLEMENT CORRECTIVE MEASURES	SOURCE DOCUMENT
B	B 2	W & S 01	NKPA 2 - BASIC SERVICE DELIVERY	Sanitation	Mig - Sanitation Infrastructure Feasibility Study	ALL	7 Flow Monitoring Stations installed	8 flow monitoring stations procured, installed and operational.	8 flow monitoring stations procured, installed and operational by the 30 April 2015	No. of flow monitoring installed and operational.	8 flow monitoring stations procured, installed and operational by the 30 April 2015	4 flow monitoring stations procured, installed and operational by the 30 May 2015	2	N/A	N/A	N/A	Email correspondence from consultant.	8 flow monitoring stations procured, installed and operational by the 30 April 2015	4 flow monitoring stations procured, installed and operational by the 30 May 2015	2	Manholes needed to be surveyed, repaired and secured prior to us installing monitoring equipement.	Manhioles are secured, currently been surveyed and installation will commence =.	2 months	Email correspondence from consultant.
											R 8 211 433.00	R 571 486.00	N/A	N/A	N/A	N/A	N/A	N/A	R 571 486.00	N/A	N/A	N/A	N/A	N/A
B	B1	W & S 02	NKPA 2 - BASIC SERVICE DELIVERY	Sanitation	Mig - Rehabilitation Of Sanitation Infrastructure	15, 19, 16, 30, 35, 32, 33, 26, 25, 29, 31, 28	2 km of sewer pipe replaced and 2 sewer pump stations upgraded.	4 km of sewer pipe replaced .	4 km of sewer pipe replaced and by the 30 June 2015.	No. of Km of sewer pipe replaced.	4 km of sewer pipe replaced and by the 30 June 2015.	5.9 km of sewer pipe replaced	3	N/A	N/A	N/A	Payment Certificate No. 14, Item B8.1.1, B8. 1.2, C3.2.1, G8.1.3, D4.2, D4.4 and E4 (Phase 2), Payment Certificate No. 13, Item B8.1.1, B8. 1.2, C3.2.1 and D5.1 (Phase 1)	4 km of sewer pipe replaced and by the 30 June 2015.	5.9 km of sewer pipe replaced	3	N/A	N/A	N/A	Payment Certificate No. 14, Item B8.1.1, B8. 1.2, C3.2.1, G8.1.3, D4.2, D4.4 and E4 (Phase 2), Payment Certificate No. 13, Item B8.1.1, B8. 1.2, C3.2.1 and D5.1 (Phase 1)
											N/A	R 12 881 601.00	N/A	N/A	N/A	N/A	N/A	N/A	R 12 881 601.00	N/A	N/A	N/A	N/A	N/A
B	B1	W & S 03	NKPA 2 - BASIC SERVICE DELIVERY	Sanitation	Mig - Sewer Pipes Unit H	16	169 new sewer connections completed by April 2014.	3 km of sewer pipe installed .	3 km of sewer pipe installed by the 30 June 2015.	No. of km of Sewer pipe installed.	3 km of sewer pipe installed by the 30 June 2015.	2.69km of pipe installed	2	Labour issues on site, Community issues and Materials of Site	MOS currently been resolved and revised program to be approved.	4 months	Payment cert No 12	3 km of sewer pipe installed by the 30 June 2015.	2.69km of pipe installed	2	Labour issues on site, Community issues and Materials of Site	MOS currently been resolved and revised program to be approved.	4 months	Payment cert No 12
											R 7 850 000.00	R 1 535 969.00	N/A	N/A	N/A	N/A	N/A	N/A	R 1 535 969.00	N/A	N/A	N/A	N/A	N/A
B	B1	W & S 04	NKPA 2 - BASIC SERVICE DELIVERY	Sanitation	Mig - Sewer Pipes Azalea - Phase 2	10	169 new sewer connections completed by April 2014.	3 km of sewer pipe installed.	3 km of sewer pipe installed by the 30 June 2015.	No. of km of Sewer pipe installed.	3 km of sewer pipe installed by the 30 June 2015.	3.4 km of sewer pipe installed by the 30 June 2015.	3	N/A	N/A	N/A	minutes of site meeting 14 on the 9 June 2015	3 km of sewer pipe installed by the 30 June 2015.	3.4 km of sewer pipe installed by the 30 June 2015.	3	N/A	N/A	N/A	minutes of site meeting 14 on the 9 June 2015
											R 7 850 000.00	R 4 724 617.00	N/A	N/A	N/A	N/A	N/A	N/A	R 4 724 617.00	N/A	N/A	N/A	N/A	N/A
B	B1	W & S 05	NKPA 2 - BASIC SERVICE DELIVERY	Sanitation	Mig - Elimination Of Conservancy Tanks - (Sewer)	21	4.2 km of sewer pipe completed by the 30 June 2014.	1.2 km of sewer pipe installed.	1 .2 km of sewer pipe installed in Ward 21 by the 30 January 2015.	1.2 km of sewer pipe installed.	N/A	N/A	NOT APPLICABLE	N/A	N/A	N/A	N/A	1 .2 km of sewer pipe installed in Ward 21 by the 30 January 2015.	1 .2 km of sewer pipe installed in Ward 21 by the 30 January 2015.	3	N/A	N/A	N/A	Payment certificate
											R 3 000 000.00	R 2 584 014.00	N/A	N/A	N/A	N/A	N/A	N/A	R 2 584 014.00	N/A	N/A	N/A	N/A	N/A
B	B1	W & S 06	NKPA 2 - BASIC SERVICE DELIVERY	Sanitation	Mig - Elimination Of Conservancy Tanks - (Sewer)	20, 21 & 12	4.2 km of sewer pipe completed by the 30 June 2014.	EIA submission to DAEA for approval and construction Phase advertised.	Submission of EIA to DAEA for approval for Ward 20 completed by 30 June 2015. Pre-liminary Planning phase completed by 30 June 2015.	Submission of EIA. Pre-liminary Planning phase	Submission of EIA to DAEA for approval for Ward 20 completed by 30 April 2015. Pre-liminary Planning phase completed by 30 June 2015.	Submission of EIA to DAEA for approval for Ward 20 completed by 30 April 2015. Pre-liminary Planning phase completed by 30 June 2015.	3	N/A	N/A	N/A	EIA documents, Status quo report from consultant	Submission of EIA to DAEA for approval for Ward 20 completed by 30 June 2015. Pre-liminary Planning phase completed by 30 June 2015.	Submission of EIA to DAEA for approval for Ward 20 completed by 30 April 2015. Pre-liminary Planning phase completed by 30 June 2015.	3	N/A	N/A	N/A	EIA documents, Status quo report from consultant
											R 3 000 000.00	R 1 667 077.00	N/A	N/A	N/A	N/A	N/A	N/A	R 1 667 077.00	N/A	N/A	N/A	N/A	N/A

SERVICE DELIVERY & BUDGET IMPLEMENTATION PLAN FOR THE 2014/2015 FINANCIAL YEAR
BUSINESS UNIT: INFRASTRUCTURE SERVICES
SUB UNIT: WATER & SANITATION

INDEX	IDP REFERENCE	SDBIP REFERENCE	NATIONAL KEY PERFOR-MANCE AREA	PRO-GRAMME	PROJECT	WARD	BASELINE / STATUS QUO	MEASURABLE OBJECTIVE	ANNUAL TARGET / OUTPUT	PERFORMANCE MEASURE	PERFORMANCE REPORTING - QUARTER 4 - QUARTER ENDING JUNE 2015							PERFORMANCE REPORTING - ANNUAL REPORTING (1 JULY 2014 - 30 JUNE 2015)						
											QUARTER 4 - QUARTER ENDING JUNE 2015							ANNUAL REPORTING (1 JULY 2014 - 30 JUNE 2015)						
											QUARTER 4 TARGET	QUARTER 4 PROGRESS - ACTUAL	ACTUAL (1,2,3,4,5, Not Applicable)	REASON FOR DEVIATION	CORRECTIVE MEASURE	TIMEFRAME TO IMPLEMENT CORRECTIVE MEASURES	SOURCE DOCUMENT	ANNUAL TARGET	ANNUAL PROGRESS - ACTUAL	ACTUAL (1,2,3,4,5, Not Applicable)	REASON FOR DEVIATION	CORRECTIVE MEASURE	TIMEFRAME TO IMPLEMENT CORRECTIVE MEASURES	SOURCE DOCUMENT
B	B1	W & S 07	NKPA 2 - BASIC SERVICE DELIVERY	Sanitation	Mig - Service Midblock Eradica-tion In Sobantu, Ashdown & Imbali (Sewer)	23	2 km of sewer pipe replaced and 2 sew-er pump stations upgraded.	1 km of sewer pipe installed.	1 km of sewer pipe installed by 30 Decem-ber 2015.	km of sewer pipe installed.	N/A	N/A	NOT APPLI-CABLE	N/A	N/A	N/A	N/A	1 km of sewer pipe installed by 30 December 2015.	1 km of sewer pipe installed by 30 December 2015.	3	N/A	N/A	N/A	Payment Certificate
											R 6 000 000.00	R 3 447 918.00	N/A	N/A	N/A	N/A	N/A	N/A	R 3 447 918.00	N/A	N/A	N/A	N/A	N/A
B	B1	W & S 08	NKPA 2 - BASIC SERVICE DELIVERY	Sanitation	Mig - Service Midblock Eradica-tion In Sobantu, Ashdown & Imbali (Sewer)	19, 15, 18, 23, 35	2 km of sewer pipe replaced and 2 sew-er pump stations upgraded.	Final Planning, Design and Tender documentation completed.	Tender doc-umentation Advertised by for Phase 1 by the 30 June 2015.	Planning, Design and Tender documentation completed	Tender doc-umentation Advertised by for Phase 1 by the 30 June 2015.	Tender documemt and bid spec report submitted.	2	Clarity was required in relation to Water use license prior to ad-vertising.	Consultant will advise on Water use license.	2 months	tender docu-ment and bid spec report	Tender docu-mentation Advertised by for Phase 1 by the 30 June 2015.	Tender Document Completed	2	Clarity was required in relation to Water use license prior to ad-vertising.	Consultant will advise on Water use license.	2 months	tender document and bid spec report.
											R 6 000 000.00	R 3 447 918.00	N/A	N/A	N/A	N/A	N/A	N/A	R 3 447 918.00	N/A	N/A	N/A	N/A	N/A
B	B2	W & S 09	NKPA 2 - BASIC SERVICE DELIVERY	Sanitation	Cnl - Te-lemetry / Instru-mentation Equip-ment	1 to 9	N/A	5 new telemetry sites outstations procured and installed.	5 new telemetry sites outstations procured and installed by the 30 June 2015	No. of new Telemetry Sites completed.	5 new telemetry sites outstations procured and installed by the 30 June 2015	Installation of 5 new telemetry outstations completed by 31st March 2015.	5	N/A	N/A	N/A	Telemetry screen shot printout.	5 new telemetry sites out-stations procured and installed by the 30 June 2015	Installation of 5 new telemetry outstations completed by 31st March 2015.	5	N/A	N/A	N/A	Telemetry screen shot printout.
											R 500 000.00	R 397 915.00	N/A	N/A	N/A	N/A	N/A	N/A	R 397 915.00	N/A	N/A	N/A	N/A	N/A
B	B2	W & S 10	NKPA 2 - BASIC SERVICE DELIVERY	Water	Mig -Re-duction Of Non Revenue Water	VAR	Total Water losses for the 2013-2014 financial year closed on 32.9%.	Reduced Total Water Losses by 2.9% from last FY	Reduced Total Water Losses by 2.8% from last 32.9% to 30.1% by the 30 June 2015	Total Water Losses as calculated by the International Water Association Balance.	Reduced Total Water Losses by 2.8% from last 32.9% to 30.1% by the 30 June 2015	Total Water Losses = 28.7 %	3	N/A	N/A	N/A	Water Balance calculation dated 10 June 2015.	Reduced Total Water Losses by 2.8% from last 32.9% to 30.1% by the 30 June 2015	Total Water Losses = 33.0%	2	Most of budget was spent on meter replace-ments from Exception reports emanating from AG Query rather than real loss reduction activities. Standpipes and Low cost hous-ing meters are not read and therefore these are estimated.	Focus more of the budget on leak de-tection/repair and pressure management	6 months	Water Balance calculation dated July 2015.
											N/A	R19 947 093.00	N/A	N/A	N/A	N/A	N/A	N/A	R19 947 093.00	N/A	N/A	N/A	N/A	N/A
B	B1	W & S 11	NKPA 2 - BASIC SERVICE DELIVERY	Water	MWIG - Reduction Of Non Revenue Water	1 to 12	No approved Non-Reve-nue Water Master Plan.	Approved Non-Revenue Water Master plan and Civil Tender document.	Approved Non-Reve-nue Water Master plan by 30 June 2015 and civil tender document completed by 30 by June 2015.	Date of submis-sion to SMC	Approved Non-Revenue Water Master plan by 30 June 2015 and civil ten-der document completed by 30 by June 2015.	Civils Tender document approved on at Bid Spec.	2	Bid Spec Committee required the document to be revised to a rates based document.	Undertake Amendments as per Bid Spec Require-ments	2 weeks.	Bip Spec Report.	Approved Non-Rev-enue Water Master plan by 30 June 2015 and civil tender document completed by 30 by June 2015.	Approved Non-Revenue Water Master plan by 30 June 2015 and civil tender docu-ment completed by 30 by June 2015.	3	N/A	N/A	N/A	Bip Spec Report. Ap-proved NRW Document
											R 1 300 000.00	R 1 757 748.00	N/A	N/A	N/A	N/A	N/A	N/A	R 1 757 748.00	N/A	N/A	N/A	N/A	N/A
B	B1	W & S 12	NKPA 2 - BASIC SERVICE DELIVERY	Water	Mwig - Basic Water Supply	1 to 12, 14	4 km of water pipe installed to service 200 households by 30 June 2014.	11 km of water pipe installed.	11 km of water pipe installed by the 30 June 2015	Km of water pipe installed.	11 km of water pipe installed by the 30 June 2015	7.5km of pipeline laid	2	Delay in receiving of materials in the 2nd quarter resulted in the delay.	2 months	Contractor to adjust program to catch up.	site meeting no 5	11 km of water pipe installed by the 30 June 2015	10.4 km of pipeline laid	2	Delay in receiving of materials in the 2nd quarter resulted in the delay.	2 months	Contractor to adjust program to catch up.	site meeting no 5
											R7 200 000.00	R 2 611 850.00	N/A	N/A	N/A	N/A	N/A	N/A	R 2 611 850.00	N/A	N/A	N/A	N/A	N/A

SERVICE DELIVERY & BUDGET IMPLEMENTATION PLAN FOR THE 2014/2015 FINANCIAL YEAR
BUSINESS UNIT: INFRASTRUCTURE SERVICES
SUB UNIT: WATER & SANITATION

INDEX	IDP REFERENCE	SDBIP REFERENCE	NATIONAL KEY PERFOR-MANCE AREA	PRO-GRAMME	PROJECT	WARD	BASELINE / STATUS QUO	MEASURABLE OBJECTIVE	ANNUAL TARGET / OUTPUT	PERFORMANCE MEASURE	PERFORMANCE REPORTING - QUARTER 4 - QUARTER ENDING JUNE 2015							PERFORMANCE REPORTING - ANNUAL REPORTING (1 JULY 2014 - 30 JUNE 2015)						
											QUARTER 4 - QUARTER ENDING JUNE 2015							ANNUAL REPORTING (1 JULY 2014 - 30 JUNE 2015)						
											QUARTER 4 TARGET	QUARTER 4 PROGRESS - ACTUAL	ACTUAL (1,2,3,4,5, Not Applicable)	REASON FOR DEVIATION	CORRECTIVE MEASURE	TIMEFRAME TO IMPLEMENT CORRECTIVE MEASURES	SOURCE DOCUMENT	ANNUAL TARGET	ANNUAL PROGRESS - ACTUAL	ACTUAL (1,2,3,4,5, Not Applicable)	REASON FOR DEVIATION	CORRECTIVE MEASURE	TIMEFRAME TO IMPLEMENT CORRECTIVE MEASURES	SOURCE DOCUMENT
B	B1	W & S 13	NKPA 2 - BASIC SERVICE DELIVERY	Water	Mig - Edendale Proper New Mains & Reticula-tion	20, 11 and 12	1.6 km of Water Pipe construct-ed by 30 June 2014.	Planning, Design and Tender documentation completed and advertised.	Planning, Design and Tender doc-umentation completed and adver-tised by the 30 June 2015.	Planning, Design and Tender documentation completed	Planning, Design and Tender doc-umentation complet-ed and advertised by the 30 June 2015.	planning and design and ten-der documents complete. Contract NOT advertised	2	consul-tant to nvestigate WULA b4 going out to tender	feed back from DWA shall dictate when tender is to be advertised	1month	tender documet and drawings	Planning, Design and Tender docu-mentation completed and advertised by the 30 June 2015.	Planning, De-sign and Tender documentation completed and advertised by the 30 June 2015.	3	N/A	N/A	N/A	tender documet and drawings
											R 500 000.00	R 438 596.00	N/A	N/A	N/A	N/A	N/A	N/A	R 438 596.00	N/A	N/A	N/A	N/A	N/A
B	B2	W & S 14	NKPA 2 - BASIC SERVICE DELIVERY	Water	Mwig -Masons Reservoir & Pipeline	26	Masons Reservoir and Pipeline Drawings and Tender documents completed by 30 December 2014.	30% of Ma-sons Reservoir Completed; as per Approved Design and 40% of Pipeline construction completed.	30% of Masons Reservoir Completed; as per Approved Design and 40% of Pipeline construction completed by the 30 June 2015	Percentage of construction completed of Masons Reservoir and Pipeline	30% of Masons Reservoir Completed; as per Approved Design and 40% of Pipeline construction completed by the 30 June 2015	58% of Masons reservoir compltd and 67% of pipeline completed	4	N/A	N/A	N/A	mason res minutes 6 and pipeline minutes no 4	30% of Masons Reservoir Complet-ed; as per Approved Design and 40% of Pipeline con-struction completed by the 30 June 2015	58% of Masons reservoir compltd and 67% of pipeline completed	4	N/A	N/A	N/A	mason res minutes 6 and pipeline minutes no 4
											R6.000.000.00	R 9 072 861.00	N/A	N/A	N/A	N/A	N/A	N/A	R 9 072 861.00	N/A	N/A	N/A	N/A	N/A
B	B1 & B2	W & S 15	NKPA 2 - BASIC SERVICE DELIVERY	Water	Cnl - Re-habilitation Of Water Infrastruc-ture	21, 22, 23, 11 and 12	2 km of Pipe to be replaced by 30 June 2014, 2 Reser-voirs to upgraded	2 km of water pipe replaced and 2 pump controllers installed	2 km of water pipe replaced and 2 pump controllers installed by the 30 June 2015.	No. of km of water pipe replaced, No of Pump Control-lers Installed.	2 km of water pipe replaced and 2 pump controllers installed by the 30 June 2015.	2.011 km of water pipe re-placed. 2 Pump Controllers installed.	3	N/A	N/A	N/A	Project Technicians report.	2 km of water pipe replaced and 2 pump controllers installed by the 30 June 2015.	2.011 km of water pipe re-placed. 2 Pump Controllers installed.	3	N/A	N/A	N/A	Project Technicians report. Or-der number
											R 2 000 000.00	R 1 145 623.00	N/A	N/A	N/A	N/A	N/A	N/A	R 1 145 623.00	N/A	N/A	N/A	N/A	N/A
B	B1 & B2	W & S 16	NKPA 2 - BASIC SERVICE DELIVERY	Water	Mig - Copesville Reservoir	29	Copesville Reservoir 100% completed and Oper-ational by 30 March 2014.	2 km of pipe water pipe installed in Ezinkhateni.	2 km of pipe water pipe installed in Ezinkhateni by the 30th June 2015	km of pipe water pipe installed in Ezinkhateni.	2 km of pipe water pipe installed in Ezinkhateni by the 30th June 2015	3.57km of water pipe installed.	4	N/A	N/A	N/A	Progress report for June 2015	2 km of pipe water pipe installed in Ezinkhat-eni by the 30th June 2015	3.57km of water pipe installed.	4	N/A	N/A	N/A	Progress report for June 2015
											R 300 000.00	R 206 850.00	N/A	N/A	N/A	N/A	N/A	N/A	R 206 850.00	N/A	N/A	N/A	N/A	N/A
B	B2	W & S 17	NKPA 2 - BASIC SERVICE DELIVERY	Water	Cnl - Leak Detection Equip-ment	ALL	N/A	12 Loggers procured and delivered.	12 Loggers procured and delivered by the 30 December 2014.	No. of Loggers procured and delivered.	N/A	N/A	NOT APPLI-CABLE	N/A	N/A	N/A	N/A	12 Loggers procured and delivered by the 30 December 2014.	12 Loggers procured and delivered by the 30 December 2014.	3	N/A	N/A	N/A	Order and GRS
											R 300 000.00	R 262 398.00	N/A	N/A	N/A	N/A	N/A	N/A	R 262 398.00	N/A	N/A	N/A	N/A	N/A

ROAD & STORMWATER UNIT OVERVIEW

SDBIP 2014/2015 4TH QUARTER & ANNUAL PROGRESS REPORT

	TOTAL PROJECTS	KEY
	1 NIL ACHIEVED	
	2 TARGET PARTIALLY MET	
	3 TARGET MET	
	4 TARGET EXCEEDED	
	5 TARGET EXCEEDED BY 100 %	
	NOT APPLICABLE	

1 ROADS & STORMWATER UNIT OVERVIEW

1.1 TOTAL PROJECTS: 58
1.1.1 OPERATING PROJECTS 0
1.1.2 CAPITAL PROJECTS 58

1.2 GRAPHICAL REPRESENTATION OF PERFORMANCE: CAPITAL PROJECTS

ROADS & STORMWATER UNIT OVERVIEW
SDBIP 2014/2015 4TH QUARTER & ANNUAL PROGRESS REPORT

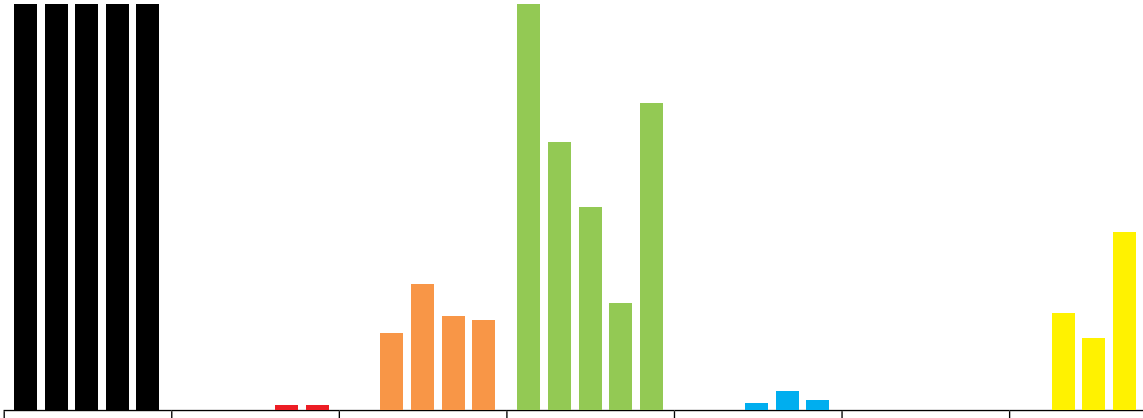

	Total Projects	1 Nil Achieved	2 Target Partially Met	3 Target Met	4 Target Exceeded	5 Target Exceeded by 100%	No Applicable
Quarter 1	100%	0%	0%	100%	0%	0%	0%
Quarter 2	100%	0%	10.16%	66.10%	0%	0%	23.72%
Quarter 3	100%	0%	31.03%	50%	1.72%	0%	17.64%
Quarter 4	100%	1.12%	23.07%	26.37%	4.49%	0%	43.82%
Annual	100%	1.12%	21.97%	75.25%	2.24%	0%	0%

SERVICE DELIVERY & BUDGET IMPLEMENTATION PLAN FOR THE 2014/2015 FINANCIAL YEAR
BUSINESS UNIT: INFRASTRUCTURE SERVICES
SUB UNIT: ROADS & TRANSPORTATION

INDEX	IDP REFERENCE	SDBIP REFERENCE	NATIONAL KEY PERFORMANCE AREA	PROGRAMME	PROJECT	WARD	BASELINE / STATUS QUO	MEASURABLE OBJECTIVE	ANNUAL TARGET / OUTPUT	PERFORMANCE MEASURE	PERFORMANCE REPORTING - QUARTER 4 - QUARTER ENDING JUNE 2015							PERFORMANCE REPORTING - ANNUAL REPORTING (1 JULY 2014 - 30 JUNE 2015)						
											QUARTER 4 - QUARTER ENDING JUNE 2015							ANNUAL REPORTING (1 JULY 2014 - 30 JUNE 2015)						
											QUARTER 4 TARGET	QUARTER 4 PROGRESS - ACTUAL	ACTUAL (1,2,3,4,5, Not Applicable)	REASON FOR DEVIATION	CORRECTIVE MEASURE	TIMEFRAME TO IMPLEMENT CORRECTIVE MEASURES	SOURCE DOCUMENT	ANNUAL TARGET	ANNUAL PROGRESS - ACTUAL	ACTUAL (1,2,3,4,5, Not Applicable)	REASON FOR DEVIATION	CORRECTIVE MEASURE	TIMEFRAME TO IMPLEMENT CORRECTIVE MEASURES	SOURCE DOCUMENT
B	B2	R & T 01	NKPA 2 - BASIC SERVICE DELIVERY	Upgraded Municipal Buildings	Development of a repairs & maintenance plan for Council Buildings	N/A	NIL	Development and sub-mission of a Council Build-ing Repairs & Maintenance Plan to SMC for approval	Development and sub-mission of a Council Build-ing Repairs & Maintenance Plan to SMC for approval by the 28th of February 2015	Date Council Building Repairs & Maintenance Plan Developed and Submitted to SMC for approval	N/A	N/A	N/A	N/A	N/A	N/A	N/A	Develop-ment and submission of a Council Building Repairs & Mainte-nance Plan to SMC for approval by the 28th of February 2015	Developed and submit-ted Council Building Repairs & Maintenance Plan to SMC for approval by the 28th of February 2015	3	N/A	N/A	N/A	Council Building Repairs & Maintenance Plan
											N/A	N/A	N/A	N/A	N/A	N/A	N/A	N/A	N/A	N/A	N/A	N/A	N/A	N/A
B	B2	R & T 02	NKPA 2 - BASIC SERVICE DELIVERY	Upgraded Municipal Buildings	Implemen-tation of the approved Council Buidling Repairs & Maintenance Plan	N/A	NIL	100% Imple-mentation of the approved Council Build-ing Repairs & Maintenance plan as per milestones contained in the approved plan	100% Imple-mentation of the approved Council Build-ing Repairs & Maintenance plan as per milestones contained in the approved plan by the 30th of June 2015	% Implementation of the approved Council Building Repairs & Maintenance plan as per milestones contained in the approved plan	100% Implemen-tation of the approved Council Building Repairs & Mainte-nance plan as per milestones contained in the approved plan by the 30th of June 2015	Waterproof-ing of roof Slab at A S Chetty Build-ing 100% complete, Replacment of Roof at Edendale Depot 100% complete, Replacemnt odf Aircon Console Units at PNC 100% complete, Aircondition-ing Upgrade 4th, 2nd and 1st floor at A S Chetty Building 100% complete, Upgrade of Lift Foyers at A S Chetty Building kis complete and and PNC in in snag list stage.	2	Delays with delivery of light fittings and tiles for specific floors of PNC.	Have request-ed Supplier to fastrack delivery.	2 weeks	Monthly Progress Report. Copy of Snag list	100% Implemen-tation of the approved Council Building Repairs & Mainte-nance plan as per milestones contained in the approved plan by the 30th of June 2015	Waterproof-ing of roof Slab at A S Chetty Build-ing 100% complete, Replacment of Roof at Edendale Depot 100% complete, Replacemnt odf Aircon Console Units at PNC 100% complete, Aircondition-ing Upgrade 4th, 2nd and 1st floor at A S Chetty Building 100% complete, Upgrade of Lift Foyers at A S Chetty Building kis complete and and PNC in in snag list stage.	2	Delays with delivery of light fittings and tiles for the ground floor of PNC.	Have request-ed Supplier to fastrack delivery.	2 weeks	Monthly Progress Re-port. Copy of Snag list. Completion certificates
											4 050 000	N/A	N/A	N/A	N/A	N/A	N/A	N/A	N/A	N/A	N/A	N/A	N/A	N/A
B	B1	R & T 03	NKPA 2 - BASIC SERVICE DELIVERY	UPGRAD-ING OF ROADS INTO BLACK TOP	CNL - BURGER ST EXTENSION	27	Unlinked roadway to be con-nected and upgraded.	Appoint contractor and commence road works. (relocate affect-ed services and complete eartworks)	Appointed contractor and road works completed.(re-locate affected services and complete eartworks) by the 30th of June 2015	Date contractor appointed and road works com-pleted (relocate affected services and complete eartworks)	Appointed contractor and com-menced with eartworks by the 30th of June 2015	Designs completed, WULA application completed and contract awrded by BAC but appointment of contractor suspended until WULA is granted by National Department of Water and Sanitation	1	Awaiting for WULA to be granted.	Project deferred to later finacial years	2016/17 and 2017/18 financial years.	WULA reference number.	Appointed contractor and road works completed. (relocate affected services and complete eartworks) by the 30th of June 2015	Designs completed, WULA application completed and contract awrded by BAC but appointment of contractor suspended until WULA is granted by National Department of Water and Sanitation	1	Awaiting for WULA to be granted.	Project deferred to later finacial years	2016/17 and 2017/18 financial years.	WULA refer-ence number and BAC resolution for contractors appoint-ment.
											N/A	N/A	N/A	N/A	N/A	N/A	N/A	N/A	N/A	N/A	N/A	N/A	N/A	N/A
B	B2	R & T 04	NKPA 2 - BASIC SERVICE DELIVERY	UPGRAD-ING OF ROADS INTO BLACK TOP	CNL - UP-GRADING OF ROADS IN ASHBURTON - Design	37	Gravel / grave seal roads with limited access levels and in poor condition in need of upgrade to all weather access	Completed design of Ashburton Road-Ph1	Completed design of Ashburton Road-Ph1 by 31 January 2015.	Date design of Ashburton Road-Ph1 completed	N/A	N/A	N/A	N/A	N/A	N/A	N/A	Completed design of Ashburton Road-Ph1 by 31 January 2015.	Completed design of Ashburton Road-Ph1	3	N/A	N/A	N/A	Design report
											N/A	N/A	N/A	N/A	N/A	N/A	N/A	N/A	N/A	N/A	N/A	N/A	N/A	N/A

SERVICE DELIVERY & BUDGET IMPLEMENTATION PLAN FOR THE 2014/2015 FINANCIAL YEAR
BUSINESS UNIT: INFRASTRUCTURE SERVICES
SUB UNIT: ROADS & TRANSPORTATION

INDEX	IDP REFERENCE	SDBIP REFERENCE	NATIONAL KEY PERFORMANCE AREA	PROGRAMME	PROJECT	WARD	BASELINE / STATUS QUO	MEASURABLE OBJECTIVE	ANNUAL TARGET / OUTPUT	PERFORMANCE MEASURE	PERFORMANCE REPORTING - QUARTER 4 - QUARTER ENDING JUNE 2015							PERFORMANCE REPORTING - ANNUAL REPORTING (1 JULY 2014 - 30 JUNE 2015)						
											QUARTER 4 - QUARTER ENDING JUNE 2015							ANNUAL REPORTING (1 JULY 2014 - 30 JUNE 2015)						
											QUARTER 4 TARGET	QUARTER 4 PROGRESS - ACTUAL	ACTUAL (1,2,3,4,5, Not Applicable)	REASON FOR DEVIATION	CORRECTIVE MEASURE	TIMEFRAME TO IMPLEMENT CORRECTIVE MEASURES	SOURCE DOCUMENT	ANNUAL TARGET	ANNUAL PROGRESS - ACTUAL	ACTUAL (1,2,3,4,5, Not Applicable)	REASON FOR DEVIATION	CORRECTIVE MEASURE	TIMEFRAME TO IMPLEMENT CORRECTIVE MEASURES	SOURCE DOCUMENT
B	B1	R & T 05	NKPA 2 - BASIC SERVICE DELIVERY	UPGRADING OF ROADS INTO BLACK TOP	CNL - ROAD REHABILITATION - PMS	1-37	Inadequate preventative maintenance in Municipal roads	To crack seal 48 000 m2 of surfaced roads with diluted immulsion	To crack seal 48 000 m2 of surfaced roads with diluted immulsion by 31 May 2015	Number of km of surfaced roads crack sealed with diluted immulsion by 31 May 2015	To crack seal 48 000 m2 of surfaced roads with diluted immulsion by 31 May 2015	Target not Achieved. 30 000 m2 of surfaced roads crack sealed with diluted immulsion	2	insufficient budget.	The balance of 18 000m2 will be included to the 2015/16 program	2 month	Completion certificate	To crack seal 48 000 m2 of surfaced roads with diluted immulsion by 31 May 2015	Target not Achieved. 30 000 m2 of surfaced roads crack sealed with diluted immulsion	2	insufficient budget.	The balance of 18 000m2 will be included to the 2015/16 program	2 month	Completion certificate
											7 27 3 592	N/A	N/A	N/A	N/A	N/A	N/A	N/A	N/A	N/A	N/A	N/A	N/A	N/A
B	B2	R & T 06	NKPA 2 - BASIC SERVICE DELIVERY	UPGRADING OF ROADS INTO BLACK TOP	CNL - CONNOR - OTTO'S BLUFF ROADS - LINK	25, 32	Undetermined road alignment	Road aligment determination and draft detail design completed	Road aligment determination and draft detail design completed by 30th June 2015	Date Road aligment determination and draft detail design completed	Road aligment determination and draft detail design completed by 30th June 2015	Road aligment determination and draft detail design completed by 30th June 2015	3	N/A	N/A	N/A	Route location report . Draft designs.	Road aligment determination and draft detail design completed by 30th June 2015	Road aligment determination and draft detail design completed by 30th June 2015	3	N/A	N/A	N/A	Route location report . Draft designs.
											2 000 000	N/A	N/A	N/A	N/A	N/A		N/A	N/A	N/A	N/A	N/A	N/A	N/A
B	B1	R & T 07	NKPA 2 - BASIC SERVICE DELIVERY	UPGRADING OF ROADS INTO BLACK TOP	CNL - LESTER BROWN LINK ROAD	36	Gravel Road	Boxing of the road for road bed commenced	Boxing of the road for road bed commenced by 30 June 2015	Date Boxing of the road for road bed commenced	Boxing of the road for road bed commenced by 30 June 2015	Boxing of the road could not be achieved due to the fact that the appointment of the contractor was suspended as a result of National Department of Water and Sanitation (DWS) requiring WULA after being consulted to verify. EIA is not required.	2	National Department of Water and Sanitation required WULA to be undertaken after being consulted.	Enviro Specialist appointed to clear environment and WULA requirements	12-18 months	Appointment Letter and Suspention Letters	Boxing of the road for road bed commenced by 30 June 2015	Boxing of the road could not be achieved due to the fact that the appointment of the contractor was suspended as a result of National Department of Water and Sanitation (DWS) requiring WULA after being consulted to verify. EIA is not required.	2	National Department of Water and Sanitation required WULA to be undertaken after being consulted.	Environmental Specialist appointed to clear environment and WULA requirements	12-18 mths	Appointment Letter and Suspention Letters
											5 000 000	N/A	N/A	N/A	N/A	N/A	N/A	N/A	N/A	N/A	N/A	N/A	N/A	N/A
B	B2	R & T 08	NKPA 2 - BASIC SERVICE DELIVERY	UPGRADING OF ROADS INTO BLACK TOP	CNL - Upgrade SWD system in the Imbali Roads - Lower Sinkwazi Rd flooding, etc	19	Inadequate sw facilities	Date investigation and design of Sinkwazi road storm-water drainage Completed	Completed investigation and design of Sinkwazi road storm-water drainage by 31 January 2015.	Date investigation and design of Sinkwazi road storm-water drainage Completed	N/A	N/A	N/A	N/A	N/A	N/A	N/A	Completed investigation and design of Sinkwazi road storm-water drainage by 31 January 2015.	Completed investigation and design of Sinkwazi road storm-water drainage	3	N/A	N/A	N/A	Investigation and design report
											N/A	N/A	N/A	N/A	N/A	N/A	N/A	N/A	N/A	N/A	N/A	N/A	N/A	N/A
B	B2	R & T 09	NKPA 2 - BASIC SERVICE DELIVERY	UPGRADING OF STORM WATER	CNL - Upgrade SWD system in the CBD Roads - Chapel Street floods, etc	27 & 33	Inadequate sw facilities	Completed investigation and final design for Chapel Rd, Victoria Rd & East Street storm-water drainage	Completed investigation and final design for Chapel Rd, Victoria Rd & East Street storm-water drainage by 28 February 2015.	Date investigation and final design for Chapel Rd, Victoria Rd & East Street storm-water drainage Completed	N/A	N/A	N/A	N/A	N/A	N/A	N/A	Completed investigation and final design for Chapel Rd, Victoria Rd & East Street storm-water drainage by 28 February 2015.	Completed investigation and final design for Chapel Rd, Victoria Rd & East Street storm-water drainage	3	N/A	N/A	N/A	Investigation and design report
											N/A	N/A	N/A	N/A	N/A	N/A	N/A	N/A	N/A	N/A	N/A	N/A	N/A	N/A
B	B1	R & T 10	NKPA 2 - BASIC SERVICE DELIVERY	UPGRADING OF ROADS INTO BLACK TOP	MIG - UPGRADE DESIGN OF GRAVEL ROADS - VULINDLELA - D 1128 (Phase 1, 2 and 3)	5	5.35km	Construction of ph3 for 1.6km of D1128 up to subbase layer	Construction of ph3 for 1.6km of D1128 up to subbase layer completed by 30 June 2015	KM Construction of ph3 forof D1128 up to sub-base laye	Construction of ph3 for 1.6km of D1128 up to subbase layer completed	The sub base layer has been completed and the base layer is been processed.	4	N/A	N/A	N/A	Monthly progress minutes	Construction of ph3 for 1.6km of D1128 up to sub-base layer completed by 30 June 2015	Construction of ph3 for 1.6km of D1128 up to subbase layer completed	3	N/a	N/a	N/A	Monthly progress minutes
											3 850 000	N/A	N/A	N/A	N/A	N/A	N/A	N/A	N/A	N/A	N/A	N/A	N/A	N/A

SERVICE DELIVERY & BUDGET IMPLEMENTATION PLAN FOR THE 2014/2015 FINANCIAL YEAR
BUSINESS UNIT: INFRASTRUCTURE SERVICES
SUB UNIT: ROADS & TRANSPORTATION

INDEX	IDP REFERENCE	SDBIP REFERENCE	NATIONAL KEY PERFORMANCE AREA	PROGRAMME	PROJECT	WARD	BASELINE / STATUS QUO	MEASURABLE OBJECTIVE	ANNUAL TARGET / OUTPUT	PERFORMANCE MEASURE	PERFORMANCE REPORTING - QUARTER 4 - QUARTER ENDING JUNE 2015							PERFORMANCE REPORTING - ANNUAL REPORTING (1 JULY 2014 - 30 JUNE 2015)						
											QUARTER 4 - QUARTER ENDING JUNE 2015							ANNUAL REPORTING (1 JULY 2014 - 30 JUNE 2015)						
											QUARTER 4 TARGET	QUARTER 4 PROGRESS - ACTUAL	ACTUAL (1,2,3,4,5, Not Applicable)	REASON FOR DEVIATION	CORRECTIVE MEASURE	TIMEFRAME TO IMPLEMENT CORRECTIVE MEASURES	SOURCE DOCUMENT	ANNUAL TARGET	ANNUAL PROGRESS - ACTUAL	ACTUAL (1,2,3,4,5, Not Applicable)	REASON FOR DEVIATION	CORRECTIVE MEASURE	TIMEFRAME TO IMPLEMENT CORRECTIVE MEASURES	SOURCE DOCUMENT
B	B1	R & T 11	NKPA 2 - BASIC SERVICE DELIVERY	UPGRADING OF ROADS INTO BLACK TOP	MIG - UPGRADE OF GRAVEL ROADS - WILLOWFOUNTAIN ROADS	14	Gravel Road	Upgraded 0.7km of main Willowfountain gravel road to asphalt surface	Upgraded 0.7km of main Willowfountain gravel road to asphalt surface by 30 June 2015	KM of main Willowfountain gravel road to asphalt surface upgraded	Upgraded 0.7km of main Willowfountain gravel road to asphalt surface	Completed 0.6km of sub-base.	2	Delays caused by environmental and cummunity issues	the contractor is working over the weekends in order to fast track the project	2 months	monthly progress report	Upgraded 0.7km of main Willowfountain gravel road to asphalt surface by 30 June 2015	Completed 0.6km of sub-base.	2	Delays caused by environmental and cummunity issues	the contractor is working over the weekends in order to fast track the project	2 month	monthly progress report
											5 800 000	N/A	N/A	N/A	N/A	N/A	N/A	N/A	N/A	N/A	N/A	N/A	N/A	N/A
B	B1	R & T 12	NKPA 2 - BASIC SERVICE DELIVERY	UPGRADING OF ROADS INTO BLACK TOP	MIG - HORSE SHOE ACCESS RD AND PASSAGES IN IMBALI STAGE 1 & 2	15/19	Gravel road	Upgraded 0,5 km of Horse Shoe Access Roads and 0,4 km of walkways	Upgraded 0,5 km of Horse Shoe Access Roads and 0,4 km of walkways by the 31st of December 2014	km of Horse Shoe Access Roads and km of walkways completed	N/A	N/A	N/A	N/A	N/A	N/A	N/A	Upgraded 0,5 km of Horse Shoe Access Roads and 0,4 km of walkways by the 31st of December 2014	Upgraded 0,5 km of Horse Shoe Access Roads and 0,4 km of walkway	3	N/A	N/A	N/A	Completion certificate
											N/A	N/A	N/A	N/A	N/A	N/A	N/A	N/A	N/A	N/A	N/A	N/A	N/A	N/A
B	B1	R & T 13	NKPA 2 - BASIC SERVICE DELIVERY	UPGRADING OF ROADS INTO BLACK TOP	MIG - UPGRADING OF GRAVEL RDS - EDN - WARD 12 - MOSCOW AREA RDS	12	1.1km of eroded gravel roads	Upgraded 1.1 kms of gravel roads in Moscow to asphalt surfacing	Upgraded 1.1 kms of gravel roads in Moscow to asphalt surfacing by the 30th of June 2015	KM of gravel roads in Moscow to asphalt surfacing upgraded	Upgraded 1.1 kms of gravel roads in Moscow to asphalt surfacing by the 30th of June 2015	1.65km asphalt roads constructed.	4	N/A	N/A	N/A	Practical completion certificates.	Upgraded 1.1 kms of gravel roads in Moscow to asphalt surfacing by the 30th of June 2015	1.65km asphalt roads constructed.	4	N/a	N/a	N/a	Practical completion certificates.
											4 500 000	N/A	N/A	N/A	N/A	N/A	N/A	N/A	N/A	N/A	N/A	N/A	N/A	N/A
B	B1	R & T 14	NKPA 2 - BASIC SERVICE DELIVERY	UPGRADING OF ROADS INTO BLACK TOP	MIG - UPGRADING OF ROADS IN EDENDALE - KWANYAMAZANE ROADS	13	Road damaged by inadequate swd	To Rehabilitate 2,0 km of kwanyamazane main road with 50mm asphalt surface and construct proper stormwater facilities	To Rehabilitate 2,0 km of kwanyamazane main road with 50mm asphalt surface and construct proper stormwater facilities by 31st March 2015	km of kwanyamazane main road rehabilitated with 50mm asphalt surface and construct proper stormwater facilities completed	N/A	N/A	N/A	N/A	N/A	N/A	N/A	To Rehabilitate 2,0 km of kwanyamazane main road with 50mm asphalt surface and construct proper stormwater facilities by 31st March 2015	Rehabilitated 2,0 km of kwanyamazane main road with 50mm asphalt surface and construct proper stormwater facilities by 31st March 2015	3	N/A	N/A	N/A	Completion certificate
											N/A	N/A	N/A	N/A	N/A	N/A	N/A	N/A	N/A	N/A	N/A	N/A	N/A	N/A
B	B2	R & T 15	NKPA 2 - BASIC SERVICE DELIVERY	UPGRADING OF ROADS INTO BLACK TOP	MIG - UPGRADING OF ROADS IN EDENDALE - Route 7B	13	Gravel roads with limited access levels in need of upgrade to all weather access	Completed draft design- ROUTE 7B (Replaced road)	Completed draft design- ROUTE 7B (Replaced road) by the 30th of June 2015	Date Completed draft design- ROUTE 7B	Completed draft design- ROUTE 7B (Replaced road) by the 30th of June 2015	Completed draft design- ROUTE 7B (Replaced road) by the 30th of May 2015	4	N/A	N/A	N/A	N/A	Completed draft design- ROUTE 7B (Replaced road) by the 30th of June 2015	Completed draft design- ROUTE 7B (Replaced road) by the 30th of May 2015	4	N/A	N/A	N/A	Draft design report
											300 000	N/A	N/A	N/A	N/A	N/A	N/A	N/A	N/A	N/A	N/A	N/A	N/A	N/A
B	B1	R & T 16	NKPA 2 - BASIC SERVICE DELIVERY	UPGRADING OF ROADS INTO BLACK TOP	MIG - UPGRADING OF GRAVEL ROADS - EDENDALE - WARD 16	16	Gravel roads with limited access levels in need of upgrade to all weather access	To upgrade 1.0 km of gravel roads to black top surface in Ward 16	To upgrade 1.0 km of gravel roads to black top surface in Ward 16 by 31 October 2014	km of gravel roads to black top surface in Ward 16 upgraded	N/A	N/A	N/A	N/A	N/A	N/A	N/A	To upgrade 1.0 km of gravel roads to black top surface in Ward 16 by 31 October 2014	upgrade 1.0 km of gravel roads to black top surface in Ward 16	3	N/A	N/A	N/A	Completion certificate
											N/A	N/A	N/A	N/A	N/A	N/A	N/A	N/A	N/A	N/A	N/A	N/A	N/A	N/A
B	B1	R & T 17	NKPA 2 - BASIC SERVICE DELIVERY	UPGRADING OF ROADS INTO BLACK TOP	MIG - UPGRADE OF INTERNAL ROADS - HANIVILLE	29	Gravel roads with limited access levels in need of upgrade to all weather access	Upgraded 0.8 km of Internal roads in Haniville	Upgraded 0.8 km of Internal roads in Haniville by 28 February 2015	km of Internal roads in Haniville upgraded	N/A	N/A	N/A	N/A	N/A	N/A	N/A	Upgraded 0.8 km of Internal roads in Haniville by 28 February 2015	Upgraded 0.8 km of Internal roads in Haniville	3	N/A	N/A	N/A	Completion certificate
											N/A	N/A	N/A	N/A	N/A	N/A	N/A	N/A	N/A	N/A	N/A	N/A	N/A	N/A

SERVICE DELIVERY & BUDGET IMPLEMENTATION PLAN FOR THE 2014/2015 FINANCIAL YEAR
BUSINESS UNIT: INFRASTRUCTURE SERVICES
SUB UNIT: ROADS & TRANSPORTATION

INDEX	IDP REFERENCE	SDBIP REFERENCE	NATIONAL KEY PERFORMANCE AREA	PROGRAMME	PROJECT	WARD	BASELINE / STATUS QUO	MEASURABLE OBJECTIVE	ANNUAL TARGET / OUTPUT	PERFORMANCE MEASURE	PERFORMANCE REPORTING - QUARTER 4 - QUARTER ENDING JUNE 2015							PERFORMANCE REPORTING - ANNUAL REPORTING (1 JULY 2014 - 30 JUNE 2015)						
											QUARTER 4 - QUARTER ENDING JUNE 2015							ANNUAL REPORTING (1 JULY 2014 - 30 JUNE 2015)						
											QUARTER 4 TARGET	QUARTER 4 PROGRESS - ACTUAL	ACTUAL (1,2,3,4,5, Not Applicable)	REASON FOR DEVIATION	CORRECTIVE MEASURE	TIMEFRAME TO IMPLEMENT CORRECTIVE MEASURES	SOURCE DOCUMENT	ANNUAL TARGET	ANNUAL PROGRESS - ACTUAL	ACTUAL (1,2,3,4,5, Not Applicable)	REASON FOR DEVIATION	CORRECTIVE MEASURE	TIMEFRAME TO IMPLEMENT CORRECTIVE MEASURES	SOURCE DOCUMENT
B	B1	R & T 18	NKPA 2 - BASIC SERVICE DELIVERY	UPGRADING OF ROADS INTO BLACK TOP	MIG - UPGRADE GRAVEL ROADS IN EDENDALE IN ESIGODINI	12	Gravel roads with limited access levels in need of upgrade to all weather access	Completed phase 2 of roads Hlubi, Shezi & Ntshingila 1.3 km.	Complete phase 2 of roads Hlubi, Shezi & Ntshingila 1.3 km by September 2014.	KMs of Roads completed for Phase 2 (Hlubi, Shezi & Ntshingila)	N/A	N/A	N/A	N/A	N/A	N/A	N/A	Complete phase 2 of roads Hlubi, Shezi & Ntshingila 1.3 km by September 2014.	Complete phase 2 of roads Hlubi, Shezi & Ntshingila 1.3 km	3	N/A	N/A	N/A	Completion certificate
											N/A	N/A	N/A	N/A	N/A	N/A	N/A	N/A	N/A	N/A	N/A	N/A	N/A	N/A
B	B1	R & T 19	NKPA 2 - BASIC SERVICE DELIVERY	UPGRADING OF ROADS INTO BLACK TOP	MIG - UPGRADE GRAVEL ROADS IN EDENDALE IN ESIGODINI	12	Gravel roads with limited access levels in need of upgrade to all weather access	1.4 km of road up to sub-base layer for phase 3 (Ntombela Rd, Mpungose Rd & Dr Nkosi Rd) completed (Esigodini Area)	1.4 km of road up to sub-base layer for phase 3 (Ntombela Rd, Mpungose Rd & Dr Nkosi Rd) completed by 30 June 2015 (Esigodini Area)	km of road up to sub-base layer for phase 3 (Ntombela Rd, Mpungose Rd & Dr Nkosi Rd) completed by 30 June 2015 (Esigodini Area)	Commenced with phase 3 for Ntombela Rd, Mpungose Rd & Dr Nkosi Rd for 1.4 km up to sub-base layer by 30 June 2015 (Esigodini Area)	Completed boxing for road bed, commencing with the sub-base layer	2	Historical delays which were caused by BEC not seating in April 2015 of which it resulted in 3 weeks delays in the appointment of contractor	Contractor has been requaeted to work on weekend to cover up for the time lost	2 weeks	Monthly progress report	1.4 km of road up to sub-base layer for phase 3 (Ntombela Rd, Mpungose Rd & Dr Nkosi Rd) completed by 30 June 2015 (Esigodini Area)	Completed boxing for road bed, commencing with the sub-base layer	2	Historical delays caused by BEC not seating in April 2015	Contractor has been requaeted to work on weekend to cover up for the time lost	2 weeks	Monthly progress report
											2 100 000	N/A	N/A	N/A	N/A	N/A	N/A	N/A	N/A	N/A	N/A	N/A	N/A	N/A
B	B2	R & T 20	NKPA 2 - BASIC SERVICE DELIVERY	UPGRADING OF ROADS INTO BLACK TOP	MIG - UPGRADING OF GRAVEL ROADS - EDENDALE - STATION RD	11, 12	Unsafe vehicle low level crossing.	Submitted Water use licence for Station Road bridge to DWS	Submitted Water use licence for Station Road bridge to DWS by the 31st of March 2015.	Date Water use licence for Station Road bridgesubmitted to DWS	N/A	N/A	N/A	N/A	N/A	N/A	N/A	Submitted Water use licence for Station Road bridge to DWS by the 31st of March 2015.	Submitted Water use licence for Station Road bridge to DWS	3	N/a	N/a	N/a	Recepit of WULA application submission.
											N/A	N/A	N/A	N/A	N/A	N/A	N/A	N/A	N/A	N/A	N/A	N/A	N/A	N/A
B	B1	R & T 21	NKPA 2 - BASIC SERVICE DELIVERY	UPGRADING OF ROADS INTO BLACK TOP	MIG - REHABILITATION OF ROADS IN ASHDOWN	23	Gravel roads with limited access levels in need of upgrade to all weather access	Upgraded of 1,6 km of roads in Ashdown black top surfacing	Upgraded 1,6 km of roads in Ashdown black top surfacing by 30 April 2015	km of roads in Ashdown upgraded to black top surfacing	N/A	N/A	N/A	N/A	N/A	N/A	N/A	Upgraded 1,6 km of roads in Ashdown black top surfacing by 30 April 2015	Upgraded 1,6 km of roads in Ashdown black top surfacing	3	N/A	N/A	N/A	Completion certificate
											N/A	N/A	N/A	N/A	N/A	N/A	N/A	N/A	N/A	N/A	N/A	N/A	N/A	N/A
B	B1	R & T 22	NKPA 2 - BASIC SERVICE DELIVERY	UPGRADING OF ROADS INTO BLACK TOP	MIG - UPGRADING OF GRAVEL ROADS - EDENDALE - Roads in Unit 14/Unit P - Design	18	Gravel roads with limited access levels in need of upgrade to all weather access	Upgrading of 0.6km of gravel roads in Edendale:Unit 14/Unit P up to sub-base layer	Upgrading of 0.6km of gravel roads in Edendale:Unit 14/Unit P up to sub-base layer by 30 June 2015	km of gravel roads in Edendale:Unit 14/Unit P up to sub-base layer upgraded	Upgraded 0.6km of gravel roads in Edendale:Unit 14/Unit P up to sub-base layer by 30 June 2015	earthworks for 0.6 km on progress	2	Historical delays caused cancellation of the first preffered tenderer, second preffered contractor was appointed.	second preffered contractor was appointed	1.5 months	Mnthy progress report	Upgrading of 0.6km of gravel roads in Edendale:Unit 14/Unit P up to sub-base layer by 30 June 2015	Upgrading of 0.6km of gravel roads in Edendale:Unit 14/ Unit P up to sub-base layer earthworks for 0.6 km on progress	2	1.5 months	second preffered contractor was appointed	1.5 months	Mnthy progress report
											1 050 000	N/A	N/A	N/A	N/A	N/A	N/A	N/A	N/A	N/A	N/A	N/A	N/A	N/A
B	B2	R & T 23	NKPA 2 - BASIC SERVICE DELIVERY	UPGRADING OF ROADS INTO BLACK TOP	MIG - UPGRADING OF GRAVEL ROADS - EDENDALE - MACHIBISA / DAMBUZA RDS	21	Gravel roads with limited access levels in need of upgrade to all weather access	Completed design for internal road in Dambuza	Completed design for internal road in Dambuza by 31 January 2015.	Date design for internal road in Dambuza completed	N/A	N/A	N/A	N/A	N/A	N/A	N/A	Completed design for internal road in Dambuza by 31 January 2015.	Completed design for internal road in Dambuza	3	N/A	N/A	N/A	Design report
											N/A	N/A	N/A	N/A	N/A	N/A	N/A	N/A	N/A	N/A	N/A	N/A	N/A	N/A
B	B2	R & T 24	NKPA 2 - BASIC SERVICE DELIVERY	UPGRADING OF ROADS INTO BLACK TOP	MIG - UPGRADING OF ROADS IN PEACE VALLEY - (Plan & Design in 2014/15) - 10km	23 & 26	Gravel Roads with limited access levels in need of upgrade to all weather access	Completed design for PeaceValley roads	Completed design for PeaceValley roads by 30 April 2015.	Date design for PeaceValley roads Completed	N/A	N/A	N/A	N/A	N/A	N/A	N/A	Completed design for PeaceValley roads by 30 April 2015.	Completed design for PeaceValley roads by 30 April 2015.	3	N/A	N/A	N/A	Design Report
											N/A	N/A	N/A	N/A	N/A	N/A	N/A	N/A	N/A	N/A	N/A	N/A	N/A	N/A

SERVICE DELIVERY & BUDGET IMPLEMENTATION PLAN FOR THE 2014/2015 FINANCIAL YEAR
BUSINESS UNIT: INFRASTRUCTURE SERVICES
SUB UNIT: ROADS & TRANSPORTATION

INDEX	IDP REFERENCE	SDBIP REFERENCE	NATIONAL KEY PERFORMANCE AREA	PROGRAMME	PROJECT	WARD	BASELINE / STATUS QUO	MEASURABLE OBJECTIVE	ANNUAL TARGET / OUTPUT	PERFORMANCE MEASURE	PERFORMANCE REPORTING - QUARTER 4 - QUARTER ENDING JUNE 2015							PERFORMANCE REPORTING - ANNUAL REPORTING (1 JULY 2014 - 30 JUNE 2015)						
											QUARTER 4 - QUARTER ENDING JUNE 2015							ANNUAL REPORTING (1 JULY 2014 - 30 JUNE 2015)						
											QUARTER 4 TARGET	QUARTER 4 PROGRESS - ACTUAL	ACTUAL (1,2,3,4,5, Not Applicable)	REASON FOR DEVIATION	CORRECTIVE MEASURE	TIMEFRAME TO IMPLEMENT CORRECTIVE MEASURES	SOURCE DOCUMENT	ANNUAL TARGET	ANNUAL PROGRESS - ACTUAL	ACTUAL (1,2,3,4,5, Not Applicable)	REASON FOR DEVIATION	CORRECTIVE MEASURE	TIMEFRAME TO IMPLEMENT CORRECTIVE MEASURES	SOURCE DOCUMENT
B	B1	R & T 25	NKPA 2 - BASIC SERVICE DELIVERY	UPGRADING OF ROADS INTO BLACK TOP	MIG - UPGRADING OF GRAVEL ROADS - GREATER EDENDALE - WARD 17 Roads (Phase 3, Unit 13)	17	Gravel roads	Upgraded 0,6 km of gravel roads to concrete surface	Upgraded 0,6 km of gravel roads to concrete surface by 31 January 2015	km of gravel roads to concrete surface Upgraded	N/A	N/A	N/A	N/A	N/A	N/A	N/A	Upgraded 0,6 km of gravel roads to concrete surface by 31 January 2015	Upgraded 0,6 km of gravel roads to concrete surface by 31 January 2015	3	N/A	N/A	N/A	Completion certificate
											N/A	N/A	N/A	N/A	N/A	N/A	N/A	N/A	N/A	N/A	N/A	N/A	N/A	N/A
B	B2	R & T 26	NKPA 2 - BASIC SERVICE DELIVERY	UPGRADING OF ROADS INTO BLACK TOP	MIG - UPGRADING OF GRAVEL ROADS - EDENDALE - DAMBUZA MAIN ROAD Major SWD Upgrade	21	Ineffective storm-water drainage system	Completed investigation and final design of the rehabilitation of major storm-water upgrade of Dambuza road	Completed investigation and final design the rehabilitation major stormwater upgrade of Dambuza road by 28 February 2015	Date investigation and final design of the rehabilitation of major storm-water upgrade of Dambuza road completed	N/A	N/A	N/A	N/A	N/A	N/A	N/A	Completed investigation and final design the rehabilitation major stormwater upgrade of Dambuza road by 28 February 2015	Completed investigation and final design the rehabilitation major stormwater upgrade of Dambuza road by 28 February 2015	3	N/A	N/A	N/A	investigation and design report
											N/A	N/A	N/A	N/A	N/A	N/A	N/A	N/A	N/A	N/A	N/A	N/A	N/A	N/A
B	B1	R & T 27	NKPA 2 - BASIC SERVICE DELIVERY	UPGRADING OF ROADS INTO BLACK TOP	MIG - UPGRADING OF GRAVEL ROADS - GREATER EDENDALE - GEORGETOWN & SURROUNDING AREA	12	Gravel Roads	Upgraded 0,5 km of gravel roads to blacktop surface in Ward 12	Upgraded 0,5 km of gravel roads to blacktop surface in Ward 12 by 31 January 2015.	km of gravel roads to blacktop surface in Ward 12 completed	N/A	N/A	N/A	N/A	N/A	N/A	N/A	Upgraded 0,5 km of gravel roads to blacktop surface in Ward 12 by 31 January 2015.	Upgraded 0,5 km of gravel roads to blacktop surface in Ward 12 by 31 January 2015.	3	N/A	N/A	N/A	Completion certificate
											N/A	N/A	N/A	N/A	N/A	N/A	N/A	N/A	N/A	N/A	N/A	N/A	N/A	N/A
B	B1	R & T 28	NKPA 2 - BASIC SERVICE DELIVERY	UPGRADING OF ROADS INTO BLACK TOP	MIG - UPGRADING OF GRAVEL ROADS - VULINDLELA - D2069 (MTHALANE RD) -Phase2	2	Gravel Roads	Upgraded 1,8 km of D2069 gravel roads to blacktop surface by 30 March 2015.	Upgraded 1,8 km of D2069 gravel roads to blacktop surface by 30 March 2015.	Upgraded 1,8 km of D2069 gravel roads to blacktop surface by 30 March 2015.	N/A	N/A	N/A	N/A	N/A	N/A	N/A	Upgraded 1,8 km of D2069 gravel roads to blacktop surface by 30 March 2015.	Upgraded 1,8 km of D2069 gravel roads to blacktop surface by 30 March 2015.	3	N/A	N/A	N/A	Completion certificate
											N/A	N/A	N/A	N/A	N/A	N/A	N/A	N/A	N/A	N/A	N/A	N/A	N/A	N/A
B	B1	R & T 29	NKPA 2 - BASIC SERVICE DELIVERY	UPGRADING OF ROADS INTO BLACK TOP	MIG - UPGRADING OF GRAVEL ROADS - GREATER EDENDALE - CALUZA ROADS	20	Gravel roads	Upgraded 1,0 km of gravel roads to blacktop surface in Ward 20	Upgraded 1,0 km of gravel roads to blacktop surface in Ward 20 by 31 January 2015.	km of gravel roads to blacktop surface in Ward 20completed	N/A	N/A	N/A	N/A	N/A	N/A	N/A	Upgraded 1,0 km of gravel roads to blacktop surface in Ward 20 by 31 January 2015.	Upgraded 1,0 km of gravel roads to blacktop surface in Ward 20 by 31 January 2015.	3	N/A	N/A	N/A	Completion certificate
											N/A	N/A	N/A	N/A	N/A	N/A	N/A	N/A	N/A	N/A	N/A	N/A	N/A	N/A
B	B1	R & T 30	NKPA 2 - BASIC SERVICE DELIVERY	REHABILITATION OF ROADS	MIG - UPGRADING OF GRAVEL ROADS - GREATER EDENDALE - Ward 10 Roads - Stormwater upgrade	10	Ineffective storm-water drainage system which is comprises the integrity of roads	Upgraded 200m of stormwater and construction of 48m x 2m wide belmouth	Upgraded 200m of stormwater and construction of 48m x 2m wide belmouth by 30 April 2015	m of stormwater V-drain upgraded and area wide belmouth constructed	Completed rehabilitation of Roads & swd in Ward by 31 May 2015	Completed rehabilitation of Roads & swd in Project completed in June 2015	2	N/A	N/A	N/A	Completion Certificate	Upgraded 200m of stormwater and construction of 48m x 2m wide belmouth by 30 April 2015	Upgraded 200m of stormwater and construction of 48m x 2m wide belmouth by 30th of June 2015	3	N/A	N/A	N/A	Completion certificate
											1000000	N/A	N/A	N/A	N/A	N/A	N/A	N/A	N/A	N/A	N/A	N/A	N/A	N/A

SERVICE DELIVERY & BUDGET IMPLEMENTATION PLAN FOR THE 2014/2015 FINANCIAL YEAR
BUSINESS UNIT: INFRASTRUCTURE SERVICES
SUB UNIT: ROADS & TRANSPORTATION

INDEX	IDP REFERENCE	SDBIP REFERENCE	NATIONAL KEY PERFORMANCE AREA	PROGRAMME	PROJECT	WARD	BASELINE / STATUS QUO	MEASURABLE OBJECTIVE	ANNUAL TARGET / OUTPUT	PERFORMANCE MEASURE	PERFORMANCE REPORTING - QUARTER 4 - QUARTER ENDING JUNE 2015							PERFORMANCE REPORTING - ANNUAL REPORTING (1 JULY 2014 - 30 JUNE 2015)						
											QUARTER 4 - QUARTER ENDING JUNE 2015							ANNUAL REPORTING (1 JULY 2014 - 30 JUNE 2015)						
											QUARTER 4 TARGET	QUARTER 4 PROGRESS - ACTUAL	ACTUAL (1,2,3,4,5, Not Applicable)	REASON FOR DEVIATION	CORRECTIVE MEASURE	TIMEFRAME TO IMPLEMENT CORRECTIVE MEASURES	SOURCE DOCUMENT	ANNUAL TARGET	ANNUAL PROGRESS - ACTUAL	ACTUAL (1,2,3,4,5, Not Applicable)	REASON FOR DEVIATION	CORRECTIVE MEASURE	TIMEFRAME TO IMPLEMENT CORRECTIVE MEASURES	SOURCE DOCUMENT
B	B1	R & T 31	NKPA 2 - BASIC SERVICE DELIVERY	UPGRADING OF ROADS INTO BLACK TOP	MIG - UPGRADING OF GRAVEL ROADS - GREATER EDENDALE - Snathing Rds - 5.0km - (Mvubu Rd - 0.3km, Gudlintaba Rd - 0.4km, Gudlintaba 2 Rd - 0.4km, Mpompini Rd - 0.6km, Khoza Rd - 0.8km, Magaba Rd - 0.8km and Hlathini Ext Rd - 2.0km)	12	Gravel Roads	To upgrade 0,5 km of gravel roads to surface standard	To upgrade 0,5 km of gravel roads to surface standard by 31 January 2014	km of gravel roads to surface standard upgraded	N/A	N/A	N/A	N/A	N/A	N/A	N/A	To upgrade 0,5 km of gravel roads to surface standard by 31 January 2014	To upgrade 0,5 km of gravel roads to surface standard by 31 January 2014	3	N/A	N/A	N/A	Completion certificate
											N/A	N/A	N/A	N/A	N/A	N/A	N/A	N/A	N/A	N/A	N/A	N/A	N/A	N/A
B	B2	R & T 32	NKPA 2 - BASIC SERVICE DELIVERY	UPGRADING OF ROADS INTO BLACK TOP	MIG - UPGRADING OF GRAVEL ROADS - VULINDLELA - WARD 3 ROADS	3	Gravel Roads	Complete design for UPGRADING OF GRAVEL ROADS - VULINDLELA - WARD 3 ROADS	Complete design for UPGRADING OF GRAVEL ROADS - VULINDLELA - WARD 3 ROADS by the end of January 2015.	Date design completed	N/A	N/A	N/A	N/A	N/A	N/A	N/A	Complete design for UPGRADING OF GRAVEL ROADS - VULINDLELA - WARD 3 ROADS by the end of January 2015.	Complete design for UPGRADING OF GRAVEL ROADS - VULINDLELA - WARD 3 ROADS by the end of January 2015.	3	N/A	N/A	N/A	Design report
											N/A	N/A	N/A	N/A	N/A	N/A	N/A	N/A	N/A	N/A	N/A	N/A	N/A	N/A
B	B1	R & T 33	NKPA 2 - BASIC SERVICE DELIVERY	UPGRADING OF ROADS INTO BLACK TOP	MIG - UPGRADING OF GRAVEL ROADS - VULINDLELA - WARD 3 ROADS	3	Gravel Roads	To upgrade 0,5 km of gravel roads to surfaced standard	To upgrade 0,5 km of gravel roads to surfaced standard by 31 March 2015	km of gravel roads to surfaced standard upgraded	N/A	N/A	N/A	N/A	N/A	N/A	N/A	To upgrade 0,5 km of gravel roads to surfaced standard by 31 March 2015	upgraded 0,5 km of gravel roads to surfaced standard by 31 March 2015	3	N/A	N/A	N/A	Completion certificate
											N/A	N/A	N/A	N/A	N/A	N/A	N/A	N/A	N/A	N/A	N/A	N/A	N/A	N/A
B	B2	R & T 34	NKPA 2 - BASIC SERVICE DELIVERY	UPGRADING OF ROADS INTO BLACK TOP	MIG - UPGRADING OF GRAVEL ROADS - GREATER EDENDALE - HAREWOOD AREA	20	Gravel Roads	Completed design for Harewood Roads	Completed design for Harewood Roads by 31 January 2015.	Date design for Harewood Roads completed	N/A	N/A	N/A	N/A	N/A	N/A	N/A	Completed design for Harewood Roads by 31 January 2015.	Completed design for Harewood Roads by 31 January 2015.	3	N/A	N/A	N/A	Design report
											N/A	N/A	N/A	N/A	N/A	N/A	N/A	N/A	N/A	N/A	N/A	N/A	N/A	N/A
B	B2	R & T 35	NKPA 2 - BASIC SERVICE DELIVERY	UPGRADING OF ROADS INTO BLACK TOP	MIG - UPGRADING OF GRAVEL ROADS - VULINDLELA - WARD 1 ROADS	1	Gravel Roads	Completed Ward 1 roads design	Completed Ward 1 roads design by the end of January 2015.	Date Ward 1 roads design by the end of January 2015 completed	N/A	N/A	N/A	N/A	N/A	N/A	N/A	Completed Ward 1 roads design by the end of January 2015.	Completed Ward 1 roads design by the end of January 2015.	3	N/A	N/A	N/A	Design report
											N/A	N/A	N/A	N/A	N/A	N/A	N/A	N/A	N/A	N/A	N/A	N/A	N/A	N/A
B	B1	R & T 36	NKPA 2 - BASIC SERVICE DELIVERY	UPGRADING OF ROADS INTO BLACK TOP	MIG - UPGRADING OF GRAVEL ROADS - VULINDLELA - WARD 1 ROADS	1	Gravel Roads	To upgrade 1,5 km of s/water and 0.6 km of gravel roads to surfaced standard	To upgrade 1,5 km of s/water and 0.6 km of gravel roads to surfaced standard by 31 March 2014	km of s/water and km of gravel roads to surfaced standard upgraded	N/A	N/A	N/A	N/A	N/A	N/A	N/A	To upgrade 1,5 km of s/water and 0.6 km of gravel roads to surfaced standard by 31 March 2014	To upgrade 1,5 km of s/water and 0.6 km of gravel roads to surfaced standard by 31 March 2014	3	N/A	N/A	N/A	Completion certificate
											N/A	N/A	N/A	N/A	N/A	N/A	N/A	N/A	N/A	N/A	N/A	N/A	N/A	N/A
B	B2	R & T 37	NKPA 2 - BASIC SERVICE DELIVERY	UPGRADING OF ROADS INTO BLACK TOP	MIG - UPGRADING OF GRAVEL ROADS - VULINDLELA - WARD 4 ROADS	4	Gravel Roads	Completed final Ward 4 design	Completed final Ward 4 design by the end of January 2015.	Date Completed final Ward 4 design	N/A	N/A	N/A	N/A	N/A	N/A	N/A	Completed final Ward 4 design by the end of January 2015.	Completed final Ward 4 design by the end of January 2015.	3	N/A	N/A	N/A	Design report
											N/A	N/A	N/A	N/A	N/A	N/A	N/A	N/A	N/A	N/A	N/A	N/A	N/A	N/A

SERVICE DELIVERY & BUDGET IMPLEMENTATION PLAN FOR THE 2014/2015 FINANCIAL YEAR
BUSINESS UNIT: INFRASTRUCTURE SERVICES
SUB UNIT: ROADS & TRANSPORTATION

INDEX	IDP REFERENCE	SDBIP REFERENCE	NATIONAL KEY PERFORMANCE AREA	PROGRAMME	PROJECT	WARD	BASELINE / STATUS QUO	MEASURABLE OBJECTIVE	ANNUAL TARGET / OUTPUT	PERFORMANCE MEASURE	PERFORMANCE REPORTING - QUARTER 4 - QUARTER ENDING JUNE 2015							PERFORMANCE REPORTING - ANNUAL REPORTING (1 JULY 2014 - 30 JUNE 2015)						
											QUARTER 4 - QUARTER ENDING JUNE 2015							ANNUAL REPORTING (1 JULY 2014 - 30 JUNE 2015)						
											QUARTER 4 TARGET	QUARTER 4 PROGRESS - ACTUAL	ACTUAL (1,2,3,4,5, Not Applicable)	REASON FOR DEVIATION	CORRECTIVE MEASURE	TIMEFRAME TO IMPLEMENT CORRECTIVE MEASURES	SOURCE DOCUMENT	ANNUAL TARGET	ANNUAL PROGRESS - ACTUAL	ACTUAL (1,2,3,4,5, Not Applicable)	REASON FOR DEVIATION	CORRECTIVE MEASURE	TIMEFRAME TO IMPLEMENT CORRECTIVE MEASURES	SOURCE DOCUMENT
B	B2	R & T 38	NKPA 2 - BASIC SERVICE DELIVERY	UPGRADING OF ROADS INTO BLACK TOP	MIG - UPGRADING OF GRAVEL ROADS - VULINDLELA - WARD 5 ROADS - incl. Henley Dam Area	5	Gravel Roads	Completed Final Ward 5 design	Completed Final Ward 5 design by the end of January 2015.	Date Completed Final Ward 5 design	N/A	N/A	N/A	N/A	N/A	N/A	N/A	Completed Final Ward 5 design by the end of January 2015.	Completed Final Ward 5 design by the end of January 2015.	3	N/A	N/A	N/A	Design report
											N/A	N/A	N/A	N/A	N/A	N/A	N/A	N/A	N/A	N/A	N/A	N/A	N/A	N/A
B	B2	R & T 39	NKPA 2 - BASIC SERVICE DELIVERY	UPGRADING OF ROADS INTO BLACK TOP	MIG - UPGRADING OF GRAVEL ROADS - VULINDLELA - WARD 6 ROADS	6	Gravel Roads	Completed final Ward 6 design	Completed final Ward 6 design by the end of January 2015.	Date Completed final Ward 6 design	N/A	N/A	N/A	N/A	N/A	N/A	N/A	Completed final Ward 6 design by the end of January 2015.	Completed final Ward 6 design by the end of January 2015.	3	N/A	N/A	N/A	Design report
											N/A	N/A	N/A	N/A	N/A	N/A	N/A	N/A	N/A	N/A	N/A	N/A	N/A	N/A
B	B2	R & T 40	NKPA 2 - BASIC SERVICE DELIVERY	UPGRADING OF ROADS INTO BLACK TOP	MIG - UPGRADING OF GRAVEL ROADS - VULINDLELA - WARD 7 ROADS	7	Gravel Roads	Completed final Ward 7 design	Completed final Ward 7 design by the end of January 2015.	Date Completed final Ward 7 design	N/A	N/A	N/A	N/A	N/A	N/A	N/A	Completed final Ward 7 design by the end of January 2015.	Completed final Ward 7 design by the end of January 2015.	3	N/A	N/A	N/A	Design report
											N/A	N/A	N/A	N/A	N/A	N/A	N/A	N/A	N/A	N/A	N/A	N/A	N/A	N/A
B	B2	R & T 41	NKPA 2 - BASIC SERVICE DELIVERY	UPGRADING OF ROADS INTO BLACK TOP	MIG - UPGRADING OF GRAVEL ROADS - VULINDLELA - WARD 8 ROADS - Masoyi Rd, etc	8	Gravel Roads	Completed final Ward 8 design	Completed final Ward 8 design by the end of January 2015.	Date Completed final Ward 8 design	N/A	N/A	N/A	N/A	N/A	N/A	N/A	Completed final Ward 8 design by the end of January 2015.	Completed final Ward 8 design by the end of January 2015.	3	N/A	N/A	N/A	Design report
											N/A	N/A	N/A	N/A	N/A	N/A	N/A	N/A	N/A	N/A	N/A	N/A	N/A	N/A
B	B2	R & T 42	NKPA 2 - BASIC SERVICE DELIVERY	UPGRADING OF ROADS INTO BLACK TOP	MIG - UPGRADING OF GRAVEL ROADS - VULINDLELA - WARD 9 ROADS	9	Gravel Roads	Completed final Ward 9 design	Completed final Ward 9 design by the end of January 2015.	Date Completed final Ward 9 design	N/A	N/A	N/A	N/A	N/A	N/A	N/A	Completed final Ward 9 design by the end of January 2015.	Completed final Ward 9 design by the end of January 2015.	3	N/A	N/A	N/A	Design report
											N/A	N/A	N/A	N/A	N/A	N/A	N/A	N/A	N/A	N/A	N/A	N/A	N/A	N/A
B	B1	R & T 43	NKPA 2 - BASIC SERVICE DELIVERY	UPGRADING OF ROADS INTO BLACK TOP	MIG - UPGRADING OF GRAVEL ROADS - EDENDALE - WARD 22 - 8,4km roads - Storm-water drainage provision	22	Gravel Roads	To construct 0,8 km of stormwater facilities in ward 22	To construct 0,8 km of stormwater facilities in ward 22 by 30 April 2015.	km of stormwater facilities in ward 22 constructed	To construct 0,8 km of stormwater facilities in ward 22 by 30 April 2015.	To construct 0,8 km of stormwater facilities in ward 22 by 30 April 2015.	3	N/A	N/A	N/A	Completion certificate	To construct 0,8 km of stormwater facilities in ward 22 by 30 April 2015.	constructed 0,8 km of stormwater facilities in ward 22 by 30 April 2015.	3	N/A	N/A	N/A	Completion certificate
											N/A	N/A	N/A	N/A	N/A	N/A	N/A	N/A	N/A	N/A	N/A	N/A	N/A	N/A
B	B1	R & T 44	NKPA 2 - BASIC SERVICE DELIVERY	UPGRADING OF ROADS INTO BLACK TOP	NEW FOOTPATHS - SOBANTU	35	Gravel Roads	Constructed 67m of footpaths	Constructed 67m of footpaths by the 30th of November 2014	m of footpaths constructed	N/A	N/A	N/A	N/A	N/A	N/A	N/A	Constructed 67m of footpaths by the 30th of November 2014	Constructed 67m of footpaths by the 30th of November 2014	3	N/A	N/A	N/A	Completion certificate
											N/A	N/A	N/A	N/A	N/A	N/A	N/A	N/A	N/A	N/A	N/A	N/A	N/A	N/A
B	B2	R & T 45	NKPA 2 - BASIC SERVICE DELIVERY	UPGRADED STORMWATER	ASHDOWN BANK PROTECTION AGAINST COLLAPSING OF ADJACENT HOUSES - P15	23	Scouring of river banks	Submitted Water use licence for bank protection	Submitted Water use licence for bank protection by end of March 2015.	Date Water use licence for bank protection Submitted	N/A	N/A	N/A	N/A	N/A	N/A	N/A	Submitted Water use licence for bank protection by end of March 2015.	Submitted Water use licence for bank protection by end of March 2015.	3	N/A	N/A	N/A	WULA reference number
											N/A	N/A	N/A	N/A	N/A	N/A	N/A	N/A	N/A	N/A	N/A	N/A	N/A	N/A
B	B1	R & T 46	NKPA 2 - BASIC SERVICE DELIVERY	UPGRADED STORMWATER	MIG -UPGRADE SWD IN GREATER EDENDALE - FLOODING HOUSES IN SIYAMU	20	Inadequate sw facilities	Completed construction 0,8 km of stormwater facilities in Siyamu - Caluza Area	Completed construction 0,8 km of stormwater facilities in Siyamu - Caluza Area by 30 April 2015	Km construction Completed of stormwater facilities in Siyamu - Caluza Area	Completed construction 0,8 km of stormwater facilities in Siyamu - Caluza Area by 30 April 2015	Completed construction 0,8 km of stormwater facilities in Siyamu - Caluza Area by 30 April 2015	3	N/A	N/A	N/A	Completion certificate	Completed construction 0,8 km of stormwater facilities in Siyamu - Caluza Area by 30 April 2015	Completed construction 0,8 km of stormwater facilities in Siyamu - Caluza Area by 30 April 2015	3	N/A	N/A	N/A	Completion certificate
											N/A	N/A	N/A	N/A	N/A	N/A	N/A	N/A	N/A	N/A	N/A	N/A	N/A	N/A

SERVICE DELIVERY & BUDGET IMPLEMENTATION PLAN FOR THE 2014/2015 FINANCIAL YEAR
BUSINESS UNIT: INFRASTRUCTURE SERVICES
SUB UNIT: ROADS & TRANSPORTATION

INDEX	IDP REFERENCE	SDBIP REFERENCE	NATIONAL KEY PERFORMANCE AREA	PROGRAMME	PROJECT	WARD	BASELINE / STATUS QUO	MEASURABLE OBJECTIVE	ANNUAL TARGET / OUTPUT	PERFORMANCE MEASURE	PERFORMANCE REPORTING - QUARTER 4 - QUARTER ENDING JUNE 2015							PERFORMANCE REPORTING - ANNUAL REPORTING (1 JULY 2014 - 30 JUNE 2015)						
											QUARTER 4 - QUARTER ENDING JUNE 2015							ANNUAL REPORTING (1 JULY 2014 - 30 JUNE 2015)						
											QUARTER 4 TARGET	QUARTER 4 PROGRESS - ACTUAL	ACTUAL (1,2,3,4,5, Not Applicable)	REASON FOR DEVIATION	CORRECTIVE MEASURE	TIMEFRAME TO IMPLEMENT CORRECTIVE MEASURES	SOURCE DOCUMENT	ANNUAL TARGET	ANNUAL PROGRESS - ACTUAL	ACTUAL (1,2,3,4,5, Not Applicable)	REASON FOR DEVIATION	CORRECTIVE MEASURE	TIMEFRAME TO IMPLEMENT CORRECTIVE MEASURES	SOURCE DOCUMENT
B	B2	R & T 47	NKPA 2 - BASIC SERVICE DELIVERY	UP-GRADED VEHICLE AND PEDES-TRIAN BRIDGES	MIG - UPGRADE OF BRIDGES - Pedestrian Bridge Over River - Sme-ro/Esigodini	20	Delapidated unsafe pedestrian bridge	Completed Design of a 1.5m wide steel pedestrian bridge and submitted EIA and WULA	Completed Design of a 1.5m wide steel pedestri-an bridge and submitted EIA and WULA by 30 June 2015	Date Design of a 1.5m wide steel pedestrian bridge completed and date EIA and WULA submitted	Completed Design of a 1.5m wide steel pedestrian bridge and submitted EIA and WULA by 30 June 2015	Preliminary Design of a 1.5m wide steel pedestrian bridge and submitted EIA.	2	Insufficient budget for final design and WULA. Final design dependent on EIA approval. WULA submission dependent on EIA ap-proval. EIA approval awaited.	Budget allocated for final design and WULA in 2015/16 finan-cial year.	12 months . End June 2015 for WULA subission and EIA approval.	Proof of EIA submission. Budget 2015/16 financial year	Completed\ Design of a 1.5m wide steel pedestrian bridge and submitted EIA and WULA by 30 June 2015	Preliminary Design of a 1.5m wide steel pedestrian bridge and submitted EIA.	2	Insufficient budget for final design and WULA. Final design dependent on EIA approval. WULA submission dependent on EIA ap-proval. EIA approval awaited.	Budget allocated for final design and WULA in 2015/16 financial year	12 months . End June 2015 for WULA subission and EIA approval.	Proof of EIA submission. Budget 2015/16 financial year
											N/A	N/A	N/A	N/A	N/A	N/A	N/A	N/A	N/A	N/A	N/A	N/A	N/A	N/A
B	B2	R & T 48	NKPA 2 - BASIC SERVICE DELIVERY	UP-GRADED VEHICLE AND PEDES-TRIAN BRIDGES	MIG - WOOD-HOUSE PEDESTRIAN BRIDGE	33, 35	Unsafe pedestrian and vehicle low level crossing	Completed Design of a 1.5m wide steel pedestrian bridge and submitted EIA and WULA	Completed Design of a 1.5m wide steel pedestri-an bridge and submitted EIA and WULA by 30 June 2015	Date Design of a 1.5m wide steel pedestrian bridge completed and Date EIA and WULA submitted	Completed Design of a 1.5m wide steel pedestrian bridge and submitted EIA and WULA by 30 June 2015	Completed Design of a 1.5m wide steel pedestrian bridge and submitted EIA and WULA by 30 June 2015	3	N/A	N/A	N/A	Design report. EIA approval. WULA submission receipt	Completed Design of a 1.5m wide steel pedestrian bridge and submitted EIA and WULA by 30 June 2015	Completed Design of a 1.5m wide steel pedestrian bridge and submitted EIA and WULA by 30 June 2015	3	N/A	N/A	N/A	Design report. EIA approval. WULA submission receipt
											317 700	N/A	N/A	N/A	N/A	N/A	N/A	N/A	N/A	N/A	N/A	N/A	N/A	N/A
B	B1	R & T 49	NKPA 2 - BASIC SERVICE DELIVERY	Upgraded Municipal Buildings	MIG - REHA-BILITATION OF PUBLIC ABLUTIONS	8, 23, & 27	Delapidated public ablutions	Upgraded 5x Public ablution facilities in Mafunza Community hall, Mafunza septic tank, Ashdown taxi rank, Ashdown Library and West street taxi rank,	Upgraded 5 x Public ablution facilities in Mafunza Community hall, Mafunza septic tank, Ashdown taxi rank, Ashdown Library and West street taxi rank by 30 November 2014	Upgraded 5 x Public ablution facilities	Upgraded 5 x Public ablution facilities in Mafunza Commu-nity hall, Mafunza septic tank, Ashdown taxi rank, Ashdown Library and West street taxi rank by 30 November 2014	Upgraded 5 x Public ablution facilities in Mafunza Community hall, Mafunza septic tank, Ashdown taxi rank, Ashdown Library and West street taxi rank by 30 June 2015	2	N/A	N/A	N/A	Completion Certificate	Upgraded 5 x Public ablution facilities in Mafunza Commu-nity hall, Mafunza septic tank, Ashdown taxi rank, Ashdown Library and West street taxi rank by 30 November 2014	Upgraded 5 x Public ablution facilities in Mafunza Commu-nity hall, Mafunza septic tank, Ashdown taxi rank, Ashdown Library and West street taxi rank by 30 June 2015	3	N/A	N/A	N/A	Completion certificate
											N/A	N/A	N/A	N/A	N/A	N/A	N/A	N/A	N/A	N/A	N/A	N/A	N/A	N/A
B	B1	R & T 50	NKPA 2 - BASIC SERVICE DELIVERY	Upgraded Municipal Buildings	MIG - INSTALLING NEW CRE-MATOR AT CREMATOR ONE	35	Defects found on the cremators	new cremator installed at cremator 1 Building	new cremator installed at cremator 1 Building by the 30th of June 2015.	Date of new cre-mator installation at cremator 1 Building Up-graded	new crema-tor installed at cremator 1 Building by the 30th of June 2015.	new crema-tor installed at cremator 1 Building by the 30th of June 2015.	3	N/A	N/A	N/A	Completion Certificate	new crema-tor installed at cremator 1 Building by the 30th of June 2015.	new crema-tor installed at cremator 1 Building by the 30th of June 2015.	3	N/A	N/A	N/A	Completion certificate
												N/A	N/A	N/A	N/A	N/A	N/A	N/A	N/A	N/A	N/A	N/A	N/A	N/A
B	B1	R & T 51	NKPA 2 - BASIC SERVICE DELIVERY	Upgraded Municipal Buildings	MIG - REFURBISH PLANT ROOM AND BUILDINGS AT BERG ST POOL	27	Vandalised and Neglect-ed Public swimming pool	Ugraded Berg Street swim-ming pool with new pumps and electrical works	Ugraded Berg Street swim-ming pool with new pumps and electrical works by end of 30 June 2015.	Date Berg Street swimming pools upgraded with new pumps and electrical works	Ugraded Berg Street swimming pool with new pumps and electri-cal by end of 30 June 2015.	New pumps installed, electrical work 80% completed. Multi-year project to be completed in 2015/16 FY.	2	delays due to late delivery for specialised swimming pool tiles by the supplier.	contractor is working over weekends to fast track the project.	1 month	Monthly progress report	Ugraded Berg Street swimming pool with new pumps and electri-cal works by end of 30 June 2015.	New pumps installed, electrical work 80% completed. Multi-year project to be completed in 2015/16 FY.	2	delays due to late delivery for specialised swimming pool tiles by the supplier.	contractor is working over weekends to fast track the project.	1 month	Monthly progress report
											2 000 000	N/A	N/A	N/A	N/A	N/A	N/A	N/A	N/A	N/A	N/A	N/A	N/A	N/A
B	B1	R & T 52	NKPA 2 - BASIC SERVICE DELIVERY	Upgraded Sport Facilities	MIG - CALU-ZA SPORTS FACILITY	20	Improper and danger-ous Sport facility	Completed Sport Facility - Caluza	Completed Sport Facility (Caluza) by 30 June 2015.	Date Sport Facility Completed	Completed Sport Facil-ity (Caluza) by 30 June 2015.	Completed Sport Facility (Caluza) by 30 June 2015.	3	N/A	N/A	N/A	Completion Certificate	Completed Sport Facil-ity (Caluza) by 30 June 2015.	Completed Sport Facility (Caluza) by 30 June 2015.	3	N/A	N/A	N/A	Completion certificate
											6 500 000	N/A	N/A	N/A	N/A	N/A	N/A	N/A	N/A	N/A	N/A	N/A	N/A	N/A
B	B1	R & T 53	NKPA 2 - BASIC SERVICE DELIVERY	Upgraded Sport Facilities	MIG - REGIONAL ATHLETIC TRACK SPORT COMPLEX	27	No Exsisting Sport Facility available	Completed Ground floor pavillion of Athletics track	Completed Ground floor pavillion of Athletics track by 30 June 2015	Date Ground floor pavilion of Athletics track completed	Completed Ground floor pavillion of Athletics track by 30 June 2015	Target not met, precast beams have been cast to be placed once the columns are completed.	2	delays due to financial problems experianced by the contractor.	Contractor has resolved the financial problems and working overtime to fast track the project	1.5 months	Project monthy report	Completed Ground floor pavillion of Athletics track by 30 June 2015	Target not met, precast beams have been cast to be placed once the columns are completed.	2	delays due to financial problems experi-anced by the contractor.	Contractor has resolved the financial problems and working overtime to fast track the project	1.5 months	Project monthy report
											11 203 225	N/A	N/A	N/A	N/A	N/A	N/A	N/A	N/A	N/A	N/A	N/A	N/A	N/A

SERVICE DELIVERY & BUDGET IMPLEMENTATION PLAN FOR THE 2014/2015 FINANCIAL YEAR
BUSINESS UNIT: INFRASTRUCTURE SERVICES
SUB UNIT: ROADS & TRANSPORTATION

INDEX	IDP REFERENCE	SDBIP REFERENCE	NATIONAL KEY PERFORMANCE AREA	PROGRAMME	PROJECT	WARD	BASELINE / STATUS QUO	MEASURABLE OBJECTIVE	ANNUAL TARGET / OUTPUT	PERFORMANCE MEASURE	PERFORMANCE REPORTING - QUARTER 4 - QUARTER ENDING JUNE 2015							PERFORMANCE REPORTING - ANNUAL REPORTING (1 JULY 2014 - 30 JUNE 2015)						
											QUARTER 4 - QUARTER ENDING JUNE 2015							ANNUAL REPORTING (1 JULY 2014 - 30 JUNE 2015)						
											QUARTER 4 TARGET	QUARTER 4 PROGRESS - ACTUAL	ACTUAL (1,2,3,4,5, Not Applicable)	REASON FOR DEVIATION	CORRECTIVE MEASURE	TIMEFRAME TO IMPLEMENT CORRECTIVE MEASURES	SOURCE DOCUMENT	ANNUAL TARGET	ANNUAL PROGRESS - ACTUAL	ACTUAL (1,2,3,4,5, Not Applicable)	REASON FOR DEVIATION	CORRECTIVE MEASURE	TIMEFRAME TO IMPLEMENT CORRECTIVE MEASURES	SOURCE DOCUMENT
B	B1	R & T 54	NKPA 2 - BASIC SERVICE DELIVERY	UPGRADING OF PUBLIC TRANSPORT SYSTEM	MIG - BUS STOP SHELTERS	10, 11, 12, 13, 14, 15, 16, 17, 18, 19, 20, 21, 22, 23, 24	Lack of bus shelters	Installed 33 x bus shelters	Installed 33 x bus shelters by 30 April 2015	Number of bus shelters installed	Installed 33 x bus shelters by 30 April 2015	Installed 40x bus shelters by 12 June 2015	2	savings realised from the replacement of old bus shelters which cost less than the installation of a new shelter	N/A	N/A	Completion Certificate	Installed 33 x bus shelters by 30 April 2015	Installed 40x bus shelters by 12 June 2015	3	savings realised from the replacement of old bus shelters which cost less than the installation of a new shelter	N/A	N/A	Completion certificate
											N/A	N/A	N/A	N/A	N/A	N/A	N/A	N/A	N/A	N/A	N/A	N/A	N/A	N/A
B	B1	R & T 55	NKPA 2 - BASIC SERVICE DELIVERY	ROAD SAFETY	CNL - TRAFFIC CALMING MEASURES	2, 10, 11, 12, 14, 15, 16, 17, 18, 23, 24, 25, 26, 28, 30	Unsafe sites	Installed 128 traffic calming measures in various sites as per approved and completion schedule	Installed 128 traffic calming measures in various sites as per approved completion schedule by 28 February 2015	Number of traffic calming measures in various sites installed as per approved completion schedule	N/A	N/A	N/A	N/A	N/A	N/A	N/A	Installed 128 traffic calming measures in various sites as per approved completion schedule by 28 February 2015	128 traffic calming calming measured constructed	3	N/A	N/A	N/A	Completion certificate
											N/A	N/A	N/A	N/A	N/A	N/A	N/A	N/A	N/A	N/A	N/A	N/A	N/A	N/A
B	B1	R & T 56	NKPA 2 - BASIC SERVICE DELIVERY	UPGRADING OF PUBLIC TRANSPORT SYSTEM	CNL - BROOKSIDE TAXI HOLDING AREA	32	Inadequate taxi holding facilities	Complete construction of the Brookside Taxi holding area	Complete construction of the Brookside Taxi holding area by 30 April 2015	Date construction of the Brookside Taxi holding area completed	Complete construction of the Brookside Taxi holding area by 30 May 2015	target not met, additional area 95% completed	2	delays due to additional works that were omitted by consultant in the initial scope to complete the project	contractor working during weekends to fast track the project	1 week	Monthly progress report	Complete construction of the Brookside Taxi holding area by 30 April 2015	target not met, additional area 95% completed	2	delays due to additional works that were omitted by consultant in the initial scope to complete the project	contractor working during weekends to fast track the project	1 week	Monthly progress report
											N/A	N/A	N/A	N/A	N/A	N/A	N/A	N/A	N/A	N/A	N/A	N/A	N/A	N/A
B	B1	R & T 57	NKPA 2 - BASIC SERVICE DELIVERY	ROAD SAFETY	CNL - INSTALLATION OF TRAFFIC SIGNALS	23, 27, 28, 37	Unsafe sites	Installed 4 X traffic signals	Installed 4 X traffic signals by 28 February 2015	Number of traffic signals installed	Installed 4 X traffic signals by 28 February 2015	3 x traffic signals installed and 5 traffic signals controllers purchased,	2	The 4th traffic signal was not approved by KZN DOT. EXCO has approved the purchase of traffic signal controllers with the funds for the installation of the 4th traffic signal.	N/A	N/A	traffic signals controllers receipt note	Installed 4 X traffic signals by 28 February 2015	3 traffic signals installed and 5 traffic signals controllers purchased,	2	The 4th traffic signal was not approved by KZN DOT. EXCO has approved the purchase of traffic signal controllers with the funds for the installation of the 4th traffic signal.	N/A	N/A	Traffic signal completion certificate and traffic signals controllers receipt note
											N/A	N/A	N/A	N/A	N/A	N/A	N/A	N/A	N/A	N/A	N/A	N/A	N/A	N/A
B	B1	R & T 58	NKPA 2 - BASIC SERVICE DELIVERY	ROAD SAFETY	CNL - NON MOTORISED TRANSPORT INFRASTRUCTURE DESIGN	13, 14, 15, 19, 24	Unsafe sites	NMT Detail Design Report completed for Phases 1, 2, 3 & 4	NMT Detail Design Report completed for Phases 1, 2, 3 & 4 by 31 May 2015	Date NMT Detail Design Report completed for Phases 1, 2, 3 & 4	NMT Detail Design Report completed for Phases 1, 2, 3 & 4 by 31 May 2015	NMT Detail Design Report completed for Phases 1, 2, 3 & 4 in June 2015	2	Target not met. Draft design Report was received. Sent back to Service Provider for revisions	Service provider submitted the revised report	N/A	Detailed design report	NMT Detail Design Report completed for Phases 1, 2, 3 & 4 by 31 May 2015	NMT Detail Design Report completed for Phases 1, 2, 3 & 4 by 31 May 2015	3	2	N/A	N/A	Detailed design report
											500 000	N/A	N/A	N/A	N/A	N/A	N/A	N/A	N/A	N/A	N/A	N/A	N/A	N/A

ELECTRICITY UNIT OVERVIEW
SDBIP 2014/2015 4TH QUARTER & ANNUAL PROGRESS REPORT

	TOTAL PROJECTS	KEY
	1 NIL ACHIEVED	
	2 TARGET PARTIALLY MET	
	3 TARGET MET	
	4 TARGET EXCEEDED	
	5 TARGET EXCEEDED BY 100 %	
	NOT APPLICABLE	

1 ELECTRICITY UNIT OVERVIEW

1.1 TOTAL PROJECTS: 5
1.1.1 OPERATING PROJECTS 0
1.1.2 CAPITAL PROJECTS 5

1.2 GRAPHICAL REPRESENTATION OF PERFORMANCE: CAPITAL PROJECTS

ELECTRICITY UNIT OVERVIEW
SDBIP 2014/2015 4TH QUARTER & ANNUAL PROGRESS REPORT

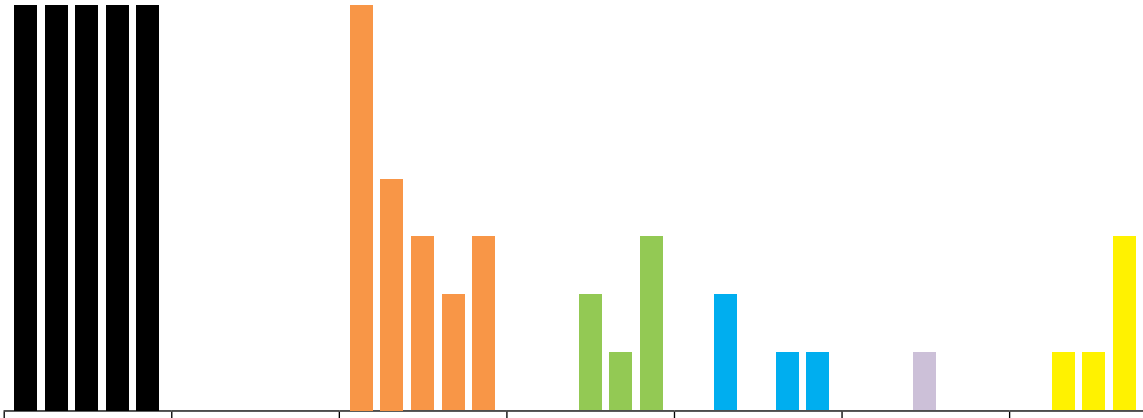

	Total Projects	1 Nil Achieved	2 Target Partially Met	3 Target Met	4 Target Exceeded	5 Target Exceeded by 100%	No Applicable
Quarter 1	100%	0%	100%	0%	0%	0%	0%
Quarter 2	100%	0%	57.14%	0%	28.57%	0%	14.28%
Quarter 3	100%	0%	42.85%	28.57%	0%	14.28%	14.28%
Quarter 4	100%	0%	28.57%	14.28%	14.28%	0%	42.85%
Annual	100%	0%	42.85%	42.85%	14.28%	0%	0%

SERVICE DELIVERY & BUDGET IMPLEMENTATION PLAN FOR THE 2014/2015 FINANCIAL YEAR
BUSINESS UNIT: INFRASTRUCTURE SERVICES
SUB UNIT: ELECTRICITY

INDEX	IDP REFERENCE	SDBIP REFERENCE	NATIONAL KEY PERFOR-MANCE AREA	PRO-GRAMME	PROJECT	WARD	BASELINE / STATUS QUO	MEASURABLE OBJECTIVE	ANNUAL TARGET / OUTPUT	PERFORMANCE MEASURE	PERFORMANCE REPORTING - QUARTER 4 - QUARTER ENDING JUNE 2015							PERFORMANCE REPORTING - ANNUAL REPORTING (1 JULY 2014 - 30 JUNE 2015)						
											QUARTER 4 - QUARTER ENDING JUNE 2015							ANNUAL REPORTING (1 JULY 2014 - 30 JUNE 2015)						
											QUARTER 4 TARGET	QUARTER 4 PROGRESS - ACTUAL	ACTUAL (1,2,3,4,5, Not Applicable)	REASON FOR DEVIATION	CORRECTIVE MEASURE	TIMEFRAME TO IMPLEMENT CORRECTIVE MEASURES	SOURCE DOCUMENT	ANNUAL TARGET	ANNUAL PROGRESS - ACTUAL	ACTUAL (1,2,3,4,5, Not Applicable)	REASON FOR DEVIATION	CORRECTIVE MEASURE	TIMEFRAME TO IMPLEMENT CORRECTIVE MEASURES	SOURCE DOCUMENT
B	B1	ELECT 01	NKPA 2 - BASIC SERVICE DELIVERY	ELECTRI-FICATION	PEACE VALLEY 3	26	Nil CON-NECTIONS AVAILABLE New project	275 HOUSE-HOLD CON-NECTIONS TO BE ACHIEVED	275 HOUSE-HOLD CONNEC-TIONS TO BE ACHIEVED by the 31st of March 2015	NUMBER OF HOUSEHOLD CONNECTIONS TO BE ACHIEVED	N/A	N/A	NOT APPLI-CABLE	N/A	N/A	N/A	N/A	275 HOUSE-HOLD CONNEC-TIONS TO BE ACHIEVED by the 31st of March 2015	213 HOUSE-HOLD CON-NECTIONS WERE ACHIEVED	2	THE 275 CONNEC-TIONS WERE ES-TIMATED PRIOR TO PROJECT IMPLE-MENTA-TION.	N/A	N/A	PCS FILE
											550800	N/A	N/A	N/A	N/A	N/A	N/A	N/A	N/A	N/A	N/A	N/A	N/A	N/A
B	B1	ELECT 02	NKPA 2 - BASIC SERVICE DELIVERY	ELECTRI-FICATION	NHLAL-AKAHLE	31	Nil CON-NECTIONS AVAILABLE New project	351 HOUSE-HOLD CON-NECTIONS TO BE ACHIEVED	351 HOUSE-HOLD CONNEC-TIONS TO BE ACHIEVED by the 31st of March 2015	NUMBER HOUSEHOLD CONNECTIONS TO BE ACHIEVED	N/A	N/A	NOT APPLI-CABLE	N/A	N/A	N/A	N/A	351 HOUSE-HOLD CONNEC-TIONS TO BE ACHIEVED by the 31st of March 2015	358 HOUSE-HOLD CON-NECTIONS WERE ACHIEVED	3	MORE HOUSES WERE BUILT WHILE THE PROJECT WAS STILL UNDER CON-STRUC-TION.	N/A	N/A	PCS FILE
											1018058	N/A	N/A	N/A	N/A	N/A	N/A	N/A	N/A	N/A	N/A	N/A	N/A	N/A
B	B1	ELECT 03	NKPA 2 - BASIC SERVICE DELIVERY	PUBLIC LIGHT-ING	INSTAL-LATION OF HIGH MASTS LIGHTS	1, 2, 12-19	28 High mast lights	40 HIGH MASTS INSTALLED	40 HIGH MASTS INSTALLED by the 30th of June 2015	NUMBER OF HIGH MASTS INSTALLED	40 HIGH MASTS INSTALLED by the 30th of June 2015	28 HIGH MASTS INSTALLED by the 30th of June 2015	2	Delays in the man-ufacturing processes of the Masts due to extended Numsa strike resulted in less Masts being installed as the delivery was done towards the end of the financial year	The installation of the balance from 2014/15 financial year will be com-pleted during 2015/16 financial year	During 2015/16 financial year	DELIVERY NOTES	40 HIGH MASTS INSTALLED by the 30th of June 2015	28 HIGH MASTS INSTALLED by the 30th of June 2015	2	Delays in the man-ufacturing processes of the Masts due to extended Numsa strike resulted in less Masts being installed as the delivery was done towards the end of the financial year	The installation of the balance from 2014/15 financial year will be com-pleted during 2015/16 financial year	During 2015/16 finan-cial year.	DELIVERY NOTES
											625000	N/A	N/A	N/A	N/A	N/A	N/A		N/A	N/A	N/A	N/A	N/A	N/A
B	B2	ELECT 04	NKPA 2 - BASIC SERVICE DELIVERY	CAPITAL EQUIP-MENT PUR-CHASING	UPGRADE OF TRANS-FORMERS	25, 26, 31, 32, 33, 35, 36 & Hilton	36 Capital equipment purchased	40 UNITS OF EQUIPMENT PURCHASED AS PER THE REPLACE-MENT OF BLOWN/ OBSELETE EQUIPMENT PROGRAMME	40 UNITS OF EQUIPMENT PURCHASED AS PER THE REPLACE-MENT OF BLOWN/ OBSELETE EQUIPMENT PRO-GRAMME by the 30th of June 2015	NUMBER OF UNITS OF EQUIPMENT PURCHASED AS PER THE REPLACEMENT OF BLOWN/ OBSELETE EQUIPMENT PROGRAMME	40 UNITS OF EQUIP-MENT PUR-CHASED AS PER THE REPLACE-MENT OF BLOWN/ OBSELETE EQUIP-MENT PRO-GRAMME by the 30th of June 2015	40 UNITS OF EQUIPMENT PUR-CHASED AS PER THE REPLACE-MENT OF BLOWN/ OBSELETE EQUIPMENT PRO-GRAMME by the 30th of June 2015	3	N/A	N/A	N/A	INVOICES AND DELIV-ERY NOTES.	40 UNITS OF EQUIP-MENT PUR-CHASED AS PER THE REPLACE-MENT OF BLOWN/ OBSOLETE EQUIP-MENT PRO-GRAMME by the 30th of June 2015	40 UNITS OF EQUIP-MENT PUR-CHASED AS PER THE REPLACE-MENT OF BLOWN/ OBSELETE EQUIPMENT PRO-GRAMME by the 30th of June 2015	3	N/A	N/A	N/A	INVOICES AND DELIV-ERY NOTES.
											10000000	N/A	N/A	N/A	N/A	N/A	N/A	N/A	N/A	N/A	N/A	N/A	N/A	N/A

SERVICE DELIVERY & BUDGET IMPLEMENTATION PLAN FOR THE 2014/2015 FINANCIAL YEAR
BUSINESS UNIT: INFRASTRUCTURE SERVICES
SUB UNIT: ELECTRICITY

INDEX	IDP REFERENCE	SDBIP REFERENCE	NATIONAL KEY PERFOR-MANCE AREA	PRO-GRAMME	PROJECT	WARD	BASELINE / STATUS QUO	MEASURABLE OBJECTIVE	ANNUAL TARGET / OUTPUT	PERFORMANCE MEASURE	PERFORMANCE REPORTING - QUARTER 4 - QUARTER ENDING JUNE 2015							PERFORMANCE REPORTING - ANNUAL REPORTING (1 JULY 2014 - 30 JUNE 2015)						
											QUARTER 4 - QUARTER ENDING JUNE 2015							ANNUAL REPORTING (1 JULY 2014 - 30 JUNE 2015)						
											QUARTER 4 TARGET	QUARTER 4 PROGRESS - ACTUAL	ACTUAL (1,2,3,4,5, Not Applicable)	REASON FOR DEVIATION	CORRECTIVE MEASURE	TIMEFRAME TO IMPLEMENT CORRECTIVE MEASURES	SOURCE DOCUMENT	ANNUAL TARGET	ANNUAL PROGRESS - ACTUAL	ACTUAL (1,2,3,4,5, Not Applicable)	REASON FOR DEVIATION	CORRECTIVE MEASURE	TIMEFRAME TO IMPLEMENT CORRECTIVE MEASURES	SOURCE DOCUMENT
B	B1	ELECT 05	NKPA 2 - BASIC SERVICE DELIVERY	PUBLIC LIGHT-ING	STREET LIGHT IMPROVE-MENT	27, 32, 33, 1, 2, 25, 19, 30, 35, 13, 18	592	400 LED LIGHT FITTINGS INSTALLED & 100 NEW CONVENTION-AL STREET LIGHTS INSTALLED	400 LED LIGHT FITTINGS INSTALLED & 100 NEW CONVEN-TIONAL STREET LIGHTS INSTALLED by the 30th of June 2015	NUMBER OF LED LIGHT FITTINGS INSTALLED & NUMBER OF NEW CONVENTIONAL STREET LIGHTS INSTALLED	400 LED LIGHT FITTINGS INSTALLED & 100 NEW CONVEN-TIONAL STREET LIGHTS INSTALLED by the 30th of June 2014	Various areas have been installed with street lighting and the installa-tion of 752 LED fittings have been completed in the CBD. More street lighting projects are identified and implemented in various areas.	4	N/A	N/A	N/A	N/A	400 LED LIGHT FITTINGS INSTALLED & 100 NEW CONVEN-TIONAL STREET LIGHTS INSTALLED by the 30th of June 2015	Various areas have been installed with street lighting and the installa-tion of 752 LED fittings have been completed in the CBD. More street lighting projects are identified and im-plemented in various areas.	4	N/A	N/A	N/A	Monthly report
											1200000	N/A	N/A	N/A	N/A	N/A	N/A	N/A	N/A	N/A	N/A	N/A	N/A	N/A
B	B1	ELECT 06	NKPA 2 - BASIC SERVICE DELIVERY	SUB-STATION BATTERY CHAR-GERS	PURCHAS-ING OF SUB-STATION BATTERY CHARGERS	1, 19, 23-28, 30-34, 36	10 Substa-tion Battery Chargers purchased	40 Battery Chargers to be purchased	40 Battery Chargers to be purchased by the 30th of June 2015	NUMBER OF BATTERY CHARGERS PURCHASED	40 Battery Chargers to be purchased by the 30th of June 2015	39 Battery Chargers purchased and deliv-ered by the 30th of June 2015	2	Insufficient funds	The purchase of the balance from 2014/15 financial year will be done during 2015/16 finan-cial year	During 2015/16 finan-cial year.	INVOICES AND DELIV-ERY NOTES.	40 Battery Chargers to be purchased by the 30th of June 2015	39 Battery Chargers purchased and deliv-ered by the 30th of June 2015	2	Insufficient funds	The purchase of the balance from 2014/15 financial year will be done during 2015/16 finan-cial year	During 2015/16 finan-cial year.	INVOICES AND DELIV-ERY NOTES.
											R 2 000 000	N/A	N/A	N/A	N/A	N/A	N/A	N/A	N/A	N/A	N/A	N/A	N/A	N/A
B	B1	ELECT 07	NKPA 2 - BASIC SERVICE DELIVERY	SYSTEM REIN-FORCE-MENT	SYSTEM STRENGTH-ENING	1, 2, 27, 33, 29	27 RMU in-stalled, and 31 panels installed	3 X RMU'S INSTALLED, 12 PANELS INSTALLED	3 X RMU'S INSTALLED, 12 PANELS INSTALLED by The 31st March 2015	Number of RMU'S AND PANELS INSTALLED	NIL	N/A	NOT APPLI-CABLE	N/A	N/A	N/A	N/A	3 X RMU'S IN-STALLED, 12 PANELS INSTALLED by The 31st March 2015	3 X RMU'S INSTALLED, 22 PANELS INSTALLED	3	More substation buildings were ready to be equipped	N/A	N/A	COMMIIS-SIONING SHEETS
											N/A	N/A	N/A	N/A	N/A	N/A	N/A	N/A	N/A	N/A	N/A	N/A	N/A	N/A

LANDFILL SITE OVERVIEW
SDBIP 2014/2015 4TH QUARTER & ANNUAL PROGRESS REPORT

	TOTAL PROJECTS	KEY
	1 NIL ACHIEVED	
	2 TARGET PARTIALLY MET	
	3 TARGET MET	
	4 TARGET EXCEEDED	
	5 TARGET EXCEEDED BY 100 %	
	NOT APPLICABLE	

1 LANDFILL SITE OVERVIEW

1.1 TOTAL PROJECTS: 7
1.1.1 OPERATING PROJECTS 0
1.1.2 CAPITAL PROJECTS 7

1.2 GRAPHICAL REPRESENTATION OF PERFORMANCE: CAPITAL PROJECTS

LANDFILL SITE OVERVIEW
SDBIP 2014/2015 4TH QUARTER & ANNUAL PROGRESS REPORT

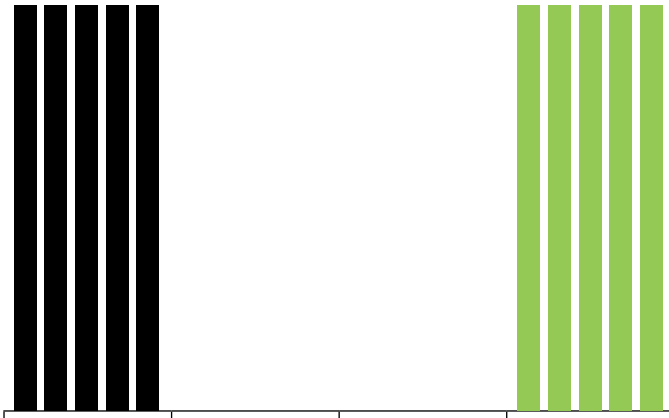

	Total Projects	1 Nil Achieved	2 Target Partially Met	3 Target Met	4 Target Exceeded	5 Target Exceeded by 100%	No Applicable
Quarter 1	100%	0%	0%	100%	0%	0%	0%
Quarter 2	100%	0%	0%	100%	0%	0%	0%
Quarter 3	100%	0%	0%	100%	0%	0%	0%
Quarter 4	100%	0%	0%	100%	0%	0%	0%
Annual	100%	0%	0%	100%	0%	0%	0%

SERVICE DELIVERY & BUDGET IMPLEMENTATION PLAN FOR THE 2014/2015 FINANCIAL YEAR
BUSINESS UNIT: INFRASTRUCTURE SERVICES
SUB UNIT: LANDFILL

INDEX	IDP REFERENCE	SDBIP REFERENCE	NATIONAL KEY PERFOR-MANCE AREA	PRO-GRAMME	PROJECT	WARD	BASELINE / STATUS QUO	MEASURABLE OBJECTIVE	ANNUAL TARGET / OUTPUT	PERFORMANCE MEASURE	PERFORMANCE REPORTING - QUARTER 4 - QUARTER ENDING JUNE 2015							PERFORMANCE REPORTING - ANNUAL REPORTING (1 JULY 2014 - 30 JUNE 2015)						
											QUARTER 4 - QUARTER ENDING JUNE 2015							ANNUAL REPORTING (1 JULY 2014 - 30 JUNE 2015)						
											QUARTER 4 TARGET	QUARTER 4 PROGRESS - ACTUAL	ACTUAL (1,2,3,4,5, Not Applicable)	REASON FOR DEVIATION	CORRECTIVE MEASURE	TIMEFRAME TO IMPLEMENT CORRECTIVE MEASURES	SOURCE DOCUMENT	ANNUAL TARGET	ANNUAL PROGRESS - ACTUAL	ACTUAL (1,2,3,4,5, Not Applicable)	REASON FOR DEVIATION	CORRECTIVE MEASURE	TIMEFRAME TO IMPLEMENT CORRECTIVE MEASURES	SOURCE DOCUMENT
B	B2	LS 01	NKPA 2 - BASIC SERVICE DELIVERY	Extension of the life of the Landfill Site	Infra-structure upgrade	35	Berms con-structed to 30m height	Construction of containment berms : 2m height x 1500m length	1500m of berm con-structed by 30 June 2015	Number of metres of berm constructed	1500m length by 2m height and 9m base of contain-ment berm constructed by the 30th of June 2015	1600m length by 2.75m height and 10mbase of containment berm com-pleted by 30 June 2015	3	N/A	N/A	N/A	Site meeting minutes/Moni-toring Officers report/ Completion report	1500m of berm construct-ed by 30 June 2015	1600m of berm completed by 30 June 2015	3	N/A	N/A	N/A	Site meeting minutes/ Monitoring Officers report/ Completion report
											5 450 000	N/A	N/A	N/A	N/A	N/A	N/A	N/A	N/A	N/A	N/A	N/A	N/A	N/A
B	B2	LS 02	NKPA 2 - BASIC SERVICE DELIVERY	Extension of the life of the Landfill Site	Infra-structure upgrade	35	Existing drainage system inadequate	Upgrade to Stormwater Management System	Construc-tion of vehicular drain completed and existing catchpits, in-lets and drains maintained by 30 June 2015	All existing catch-pits, inlets and drains maintained and new vehicular drain constructed	Construc-tion of vehicular drain completed and existing catchpits, inlets and drains maintained by 30 June 2015	Vehicular drain, ca-trchpits,inlets and drains completed by 30 June 2015	3	N/A	N/A	N/A	Site meeting minutes/Moni-toring Officers report/ Completion report	Construc-tion of vehicular drain com-pleted and existing catchpits, inlets and drains main-tained by 30 June 2015	Vehicular drain, catrch-pits,inlets and drains completed by 30 June 2015	3	N/A	N/A	N/A	Site meeting minutes/ Monitoring Officers report/ Completion report
											150 000	N/A	N/A	N/A	N/A	N/A	N/A	N/A	N/A	N/A	N/A	N/A	N/A	N/A
B	B2	LS 03	NKPA 2 - BASIC SERVICE DELIVERY	Extension of the life of the Landfill Site	Infra-structure upgrade	35	Leachate drainage system upgraded. Tank to be inspected	Upgrade to Leachate Management System	Leachate tank inspected and repaired by 30 June 2015	Date Leachate tank inspected and repaired	Leachate tank inspect-ed and repaired by 30 June 2015	Leachate tank inspected and replaced by 30 June 2015	3	N/A	N/A	N/A	Site meeting minutes/Moni-toring Officers report/ Completion report	Leachate tank inspected and re-paired by 30 June 2015	Leachate tank in-spected and replaced by 30 June 2015	3	N/A	N/A	N/A	Site meeting minutes/ Monitoring Officers report/ Completion report
											N/A	N/A	N/A	N/A	N/A	N/A	N/A	N/A	N/A	N/A	N/A	N/A	N/A	N/A
B	B2	LS 04	NKPA 2 - BASIC SERVICE DELIVERY	Extension of the life of the Landfill Site	Infra-structure upgrade	35	500m of fencing completed	Installation of fencing on perimeter of Site	1000m of fencing to be erected on perimeter of Site by 30 June 2015	Number of metres of heavy duty concrete palisade fencing erected	1000m of fencing to be erected on perim-eter of Site by 30 June 2015	2205m of fencing erected on perimeter of Site by 30 June 2015	3	N/A	N/A	N/A	Site meeting minutes/Moni-toring Officers report/ Completion report	1000m of fencing to be erected on perimeter of Site by 30 June 2015	2205m of fencing erected on perimeter of Site by 30 June 2015	3	N/A	N/A	N/A	Site meeting minutes/ Monitoring Officers report/ Completion report
											N/A	N/A	N/A	N/A	N/A	N/A	N/A	N/A	N/A	N/A	N/A	N/A	N/A	N/A
B	B2	LS 05	NKPA 2 - BASIC SERVICE DELIVERY	Extension of the life of the Landfill Site	Infra-structure upgrade	35	15 landfill gas probes installed	Installation of gas monitoring probe	Eight landfill gas probe installed by 30 June 2015	Number of landfill gas probe drilled and installed SE of Site	Eight landfill gas probe installed by 30 June 2015	Eight landfill gas probes installed by 30 June 2015	3	N/A	N/A	N/A	Site meeting minutes/Moni-toring Officers report/ Completion report	Eight landfill gas probe in-stalled by 30 June 2015	Eight landfill gas probes installed by 30 June 2015	3	N/A	N/A	N/A	Site meeting minutes/ Monitoring Officers report/ Completion report
											N/A	N/A	N/A	N/A	N/A	N/A	N/A	N/A	N/A	N/A	N/A	N/A	N/A	N/A
B	B2	LS 06	NKPA 2 - BASIC SERVICE DELIVERY	Extension of the life of the Landfill Site	Infra-structure upgrade	35	Access ramps constructed to height of 12m	Upgrade to existing access ramps	Access ramps raised by 2m by 30 June 2015	Number of meters of ramp constructed	Access ramps raised by 2m by 30 June 2015	Access ramps raised by 2.5m by 30 June 2015	3	N/A	N/A	N/A	Site meeting minutes/Moni-toring Officers report/ Completion report	Access ramps raised by 2m by 30 June 2015	Access ramps raised by 2.5m by 30 June 2015	3	N/A	N/A	N/A	Site meeting minutes/ Monitoring Officers report/ Completion report
											N/A	N/A	N/A	N/A	N/A	N/A	N/A	N/A	N/A	N/A	N/A	N/A	N/A	N/A
B	B2	LS 07	NKPA 2 - BASIC SERVICE DELIVERY	Extension of the life of the Landfill Site	Infra-structure upgrade	35	13 monitoring boreholes sunk along perimeter of Site	Installation of groundwater monitoring borehole	Two monitor-ing borehole installed by 30 June 2015	Number of mon-itoring borehole installed	Two monitoring borehole installed by 30 June 2015	One monitor-ing borehole installed and four repaired by 30 June 2015	3	N/A	N/A	N/A	Site meeting minutes/Moni-toring Officers report/ Completion report	Two monitoring borehole installed by 30 June 2015	One monitoring borehole installed and four repaired by 30 June 2015	3	N/A	N/A	N/A	Site meeting minutes/ Monitoring Officers report/ Completion report
											N/A	N/A	N/A	N/A	N/A	N/A	N/A	N/A	N/A	N/A	N/A	N/A	N/A	N/A

FLEET MANAGEMENT UNIT OVERVIEW
SDBIP 2014/2015 4TH QUARTER & ANNUAL PROGRESS REPORT

	TOTAL PROJECTS	KEY
	1 NIL ACHIEVED	
	2 TARGET PARTIALLY MET	
	3 TARGET MET	
	4 TARGET EXCEEDED	
	5 TARGET EXCEEDED BY 100 %	
	NOT APPLICABLE	

1 FLEET MANAGEMENT UNIT OVERVIEW

1.1 TOTAL PROJECTS: 2
1.1.1 OPERATING PROJECTS 0
1.1.2 CAPITAL PROJECTS 2

1.2 GRAPHICAL REPRESENTATION OF PERFORMANCE: CAPITAL PROJECTS

FLEET MANAGEMENT UNIT OVERVIEW
SDBIP 2014/2015 4TH QUARTER & ANNUAL PROGRESS REPORT

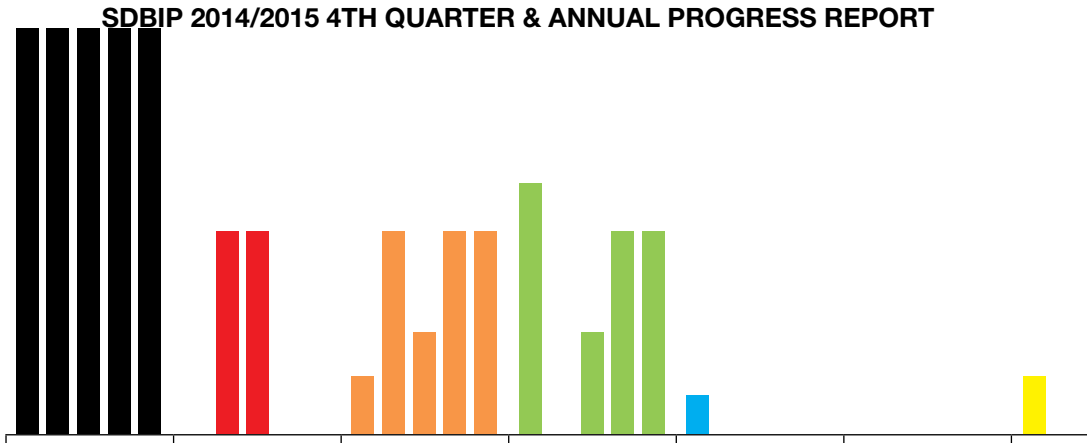

	Total Projects	1 Nil Achieved	2 Target Partially Met	3 Target Met	4 Target Exceeded	5 Target Exceeded by 100%	No Applicable
Quarter 1	100%	0%	14.28%	61.90%	9.52%	0%	14.28%
Quarter 2	100%	50%	50%	0%	0%	0%	0%
Quarter 3	100%	50%	25%	25%	0%	0%	0%
Quarter 4	100%	0%	50%	50%	0%	0%	0%
Annual	100%	0%	50%	50%	0%	0%	0%

SERVICE DELIVERY & BUDGET IMPLEMENTATION PLAN FOR THE 2014/2015 FINANCIAL YEAR
BUSINESS UNIT: INFRASTRUCTURE SERVICES
SUB UNIT: FLEET MANAGEMENT

INDEX	IDP REFERENCE	OPERATIONAL PLAN REFERENCE	NATIONAL KEY PERFORMANCE AREA	PROGRAMME	PROJECT	WARD	BASELINE / STATUS QUO	MEASURABLE OBJECTIVE	ANNUAL TARGET / OUTPUT	PERFORMANCE MEASURE	PERFORMANCE REPORTING - QUARTER 4 - QUARTER ENDING JUNE 2015							PERFORMANCE REPORTING - ANNUAL REPORTING (1 JULY 2014 - 30 JUNE 2015)						
											QUARTER 4 - QUARTER ENDING JUNE 2015							ANNUAL REPORTING (1 JULY 2014 - 30 JUNE 2015)						
											QUARTER 4 TARGET	QUARTER 4 PROGRESS - ACTUAL	ACTUAL (1,2,3,4,5, Not Applicable)	REASON FOR DEVIATION	CORRECTIVE MEASURE	TIMEFRAME TO IMPLEMENT CORRECTIVE MEASURES	SOURCE DOCUMENT	ANNUAL TARGET	ANNUAL PROGRESS - ACTUAL	ACTUAL (1,2,3,4,5, Not Applicable)	REASON FOR DEVIATION	CORRECTIVE MEASURE	TIMEFRAME TO IMPLEMENT CORRECTIVE MEASURES	SOURCE DOCUMENT
A	A2	FLT 03	NKPA 1 - MUNICIPAL TRANSFORMATION & ORGANIZATIONAL DEVELOPMENT	Vehicle and plant service	Preventative maintenance	ALL	Zero vehicle and plant service at the beginning of July 2014	813 x Council vehicles & plant to be serviced	813 x Council vehicles & plant to be serviced by 30th June 2015	Number of Council vehicles & plant to be serviced	813 x Council vehicles & plant to be serviced by 30th June 2015	736 x Council vehicles and plant were serviced by 30th June 2015	2	Major accidents and vehicles that do not worth to repair	Replacement of ageing vehicles	on going for 3 years	Invoices	813 x Council vehicles & plant to be serviced by 30th June 2015	736 x Council vehicles and plant were serviced by 30th June 2015	2	Major accidents and vehicles that do not worth to repair	Replacement of ageing vehicles	on going for 3 years	Invoices
											850 000	N/A	N/A	N/A	N/A	N/A	N/A	N/A	N/A	N/A	N/A	N/A	N/A	N/A
A	A2	FLT 04	NKPA 1 - MUNICIPAL TRANSFORMATION & ORGANIZATIONAL DEVELOPMENT	Enhance Infrastructure services processes	Average turnaround time on repairs (in days)	ALL	0	30 days turnaround time achieved on council vehicle and plant repairs completed	30 days turnaround time achieved on council vehicle and plant repairs completed by the 30th of June 2015	Turnaround time achieved on council vehicle and plant repairs completed	30 days turnaround time achieved on council vehicle and plant repairs completed by the 30th of June 2015	30 days turnaround time achieved on council vehicle and plant repairs completed by the 30th of June 2015	3	N/A	N/A	N/A	Workshop weekly backlogs	30 days turnaround time achieved on council vehicle and plant repairs completed by the 30th of June 2015	30 days turnaround time achieved on council vehicle and plant repairs completed by the 30th of June 2015	3	N/A	N/A	N/A	Workshop weekly backlogs
											885 874	N/A	N/A	N/A	N/A	N/A	N/A	N/A	N/A	N/A	N/A	N/A	N/A	N/A

ANNEXURE I

SERVICE DELIVERY & BUDGET IMPLEMENTATION PLAN - ECONOMIC DEVELOPMENT BUSINESS UNIT - 2014/2015

ECONOMIC DEVELOPMENT BUSINESS UNIT OVERVIEW
SDBIP 2014/2015 4TH QUARTER & ANNUAL PROGRESS REPORT

	TOTAL PROJECTS	KEY
	1 NIL ACHIEVED	
	2 TARGET PARTIALLY MET	
	3 TARGET MET	
	4 TARGET EXCEEDED	
	5 TARGET EXCEEDED BY 100 %	
	NOT APPLICABLE	

1 DEVELOPMENT SERVICES BUSINESS UNIT OVERVIEW

1.1 TOTAL PROJECTS: 35
1.1.1 OPERATING PROJECTS 33
1.1.2 CAPITAL PROJECTS 2

1.2 GRAPHICAL REPRESENTATION OF PERFORMANCE: OPERATING PROJECTS

ECONOMIC DEVELOPMENT BUSINESS UNIT OVERVIEW
SDBIP 2014/2015 4TH QUARTER & ANNUAL PROGRESS REPORT

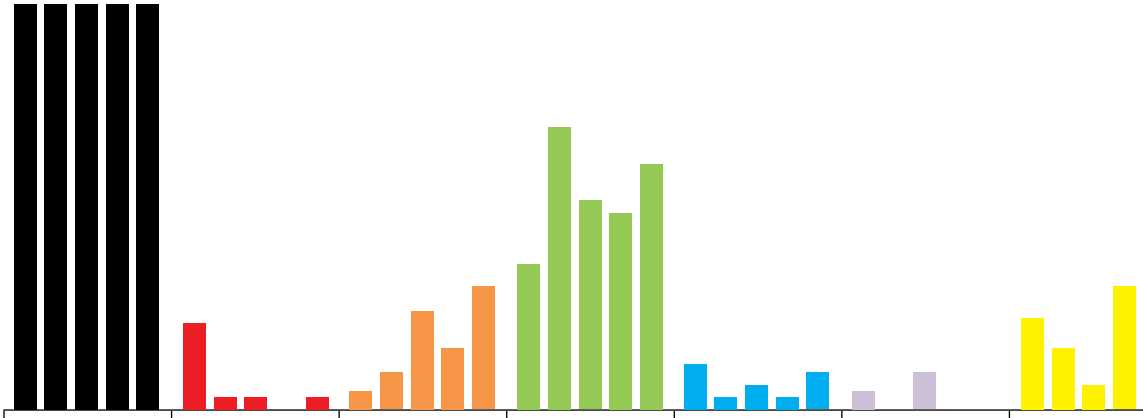

	Total Projects	1 Nil Achieved	2 Target Partially Met	3 Target Met	4 Target Exceeded	5 Target Exceeded by 100%	No Applicable
Quarter 1	100%	21.34%	4.49%	35.95%	11.23%	4.49%	22.47%
Quarter 2	100%	3.03%	9.09%	69.69%	3.03%	0%	15.15%
Quarter 3	100%	3.03%	24.24%	51.51%	6.06%	9.09%	6.06%
Quarter 4	100%	0%	15.15%	48.48%	3.03%	0%	30.30%
Annual	100%	3.03%	30.33%	60.60%	9.09%	0%	0%

2.1 GRAPHICAL REPRESENTATION OF PERFORMANCE: CAPITAL PROJECTS

ECONOMIC DEVELOPMENT BUSINESS UNIT OVERVIEW
SDBIP 2014/2015 4TH QUARTER & ANNUAL PROGRESS REPORT

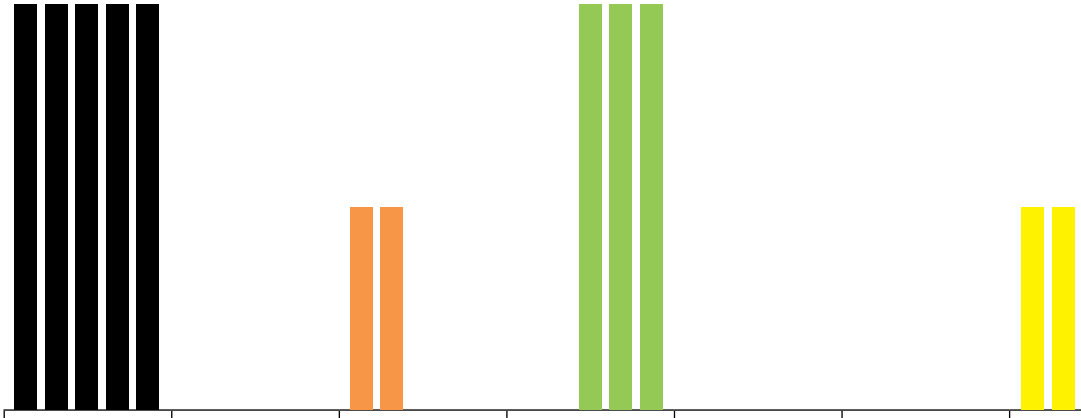

	Total Projects	1 Nil Achieved	2 Target Partially Met	3 Target Met	4 Target Exceeded	5 Target Exceeded by 100%	No Applicable
Quarter 1	100%	0%	50%	0%	0%	0%	50%
Quarter 2	100%	0%	50%	0%	0%	0%	50%
Quarter 3	100%	0%	0%	100%	0%	0%	0%
Quarter 4	100%	0%	0%	100%	0%	0%	0%
Annual	100%	0%	0%	100%	0%	0%	0%

LOCAL ECONOMIC DEVELOPMENT BUSINESS UNIT OVERVIEW SDBIP 2014/2015 4TH QUARTER & ANNUAL PROGRESS REPORT

	TOTAL PROJECTS	KEY
	1 NIL ACHIEVED	
	2 TARGET PARTIALLY MET	
	3 TARGET MET	
	4 TARGET EXCEEDED	
	5 TARGET EXCEEDED BY 100 %	
	NOT APPLICABLE	

1 LOCAL ECONOMIC DEVELOPMENT BUSINESS UNIT OVERVIEW

1.1 TOTAL PROJECTS: 22
1.1.1 OPERATING PROJECTS 20
1.1.2 CAPITAL PROJECTS 2

1.2 GRAPHICAL REPRESENTATION OF PERFORMANCE: OPERATING PROJECTS

LOCAL ECONOMIC DEVELOPMENT BUSINESS UNIT OVERVIEW SDBIP 2014/2015 4TH QUARTER & ANNUAL PROGRESS REPORT

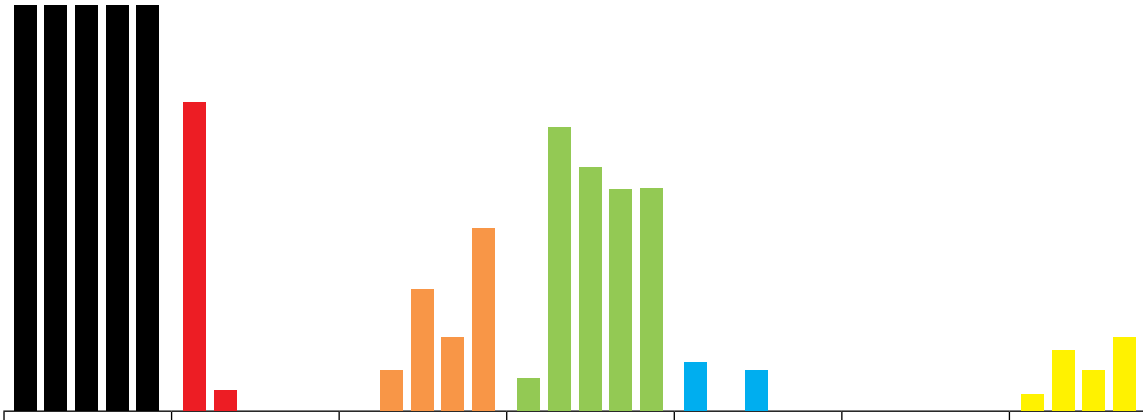

	Total Projects	1 Nil Achieved	2 Target Partially Met	3 Target Met	4 Target Exceeded	5 Target Exceeded by 100%	No Applicable
Quarter 1	100%	76%	0%	8%	12%	0%	4%
Quarter 2	100%	5%	10%	70%	0%	0%	15%
Quarter 3	100%	0%	30%	60%	10%	0%	10%
Quarter 4	100%	0%	18.18%	54.54%	0%	0%	18.18%
Annual	100%	0%	45%	55%	0%	0%	0%

2.1 GRAPHICAL REPRESENTATION OF PERFORMANCE: CAPITAL PROJECTS

LOCAL ECONOMIC DEVELOPMENT BUSINESS UNIT OVERVIEW
SDBIP 2014/2015 4TH QUARTER & ANNUAL PROGRESS REPORT

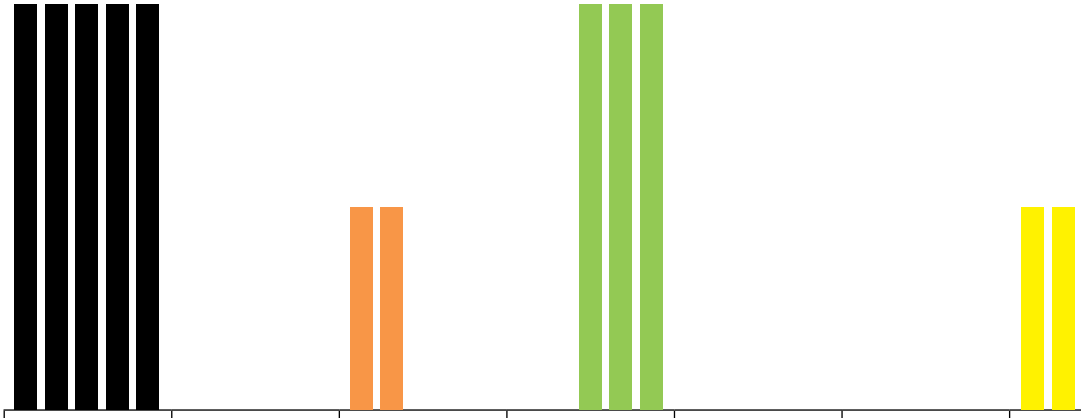

	Total Projects	1 Nil Achieved	2 Target Partially Met	3 Target Met	4 Target Exceeded	5 Target Exceeded by 100%	No Applicable
Quarter 1	100%	0%	50%	0%	0%	0%	50%
Quarter 2	100%	0%	50%	0%	0%	0%	50%
Quarter 3	100%	0%	0%	100%	0%	0%	0%
Quarter 4	100%	0%	0%	100%	0%	0%	0%
Annual	100%	0%	0%	100%	0%	0%	0%

SERVICE DELIVERY & BUDGET IMPLEMENTATION PLAN FOR THE 2014/2015 FINANCIAL YEAR
BUSINESS UNIT: SUSTAINABLE DEVELOPMENT AND CITY ENTERPRISES
SUB UNIT: LOCAL ECONOMIC DEVELOPMENT

INDEX	IDP REFERENCE	SDBIP REFERENCE	NATIONAL KEY PERFORMANCE AREA	PROGRAMME	PROJECT	WARD	BASELINE / STATUS QUO	MEASURABLE OBJECTIVE	ANNUAL TARGET / OUTPUT	PERFORMANCE MEASURE	PERFORMANCE REPORTING - QUARTER 4 - QUARTER ENDING JUNE 2015							PERFORMANCE REPORTING - ANNUAL REPORTING (1 JULY 2014 - 30 JUNE 2015)						
											QUARTER 4 - QUARTER ENDING JUNE 2015							ANNUAL REPORTING (1 JULY 2014 - 30 JUNE 2015)						
											QUARTER 4 TARGET	QUARTER 4 PROGRESS - ACTUAL	ACTUAL (1,2,3,4,5, Not Applicable)	REASON FOR DEVIATION	CORRECTIVE MEASURE	TIMEFRAME TO IMPLEMENT CORRECTIVE MEASURES	SOURCE DOCUMENT	ANNUAL TARGET	ANNUAL PROGRESS - ACTUAL	ACTUAL (1,2,3,4,5, Not Applicable)	REASON FOR DEVIATION	CORRECTIVE MEASURE	TIMEFRAME TO IMPLEMENT CORRECTIVE MEASURES	SOURCE DOCUMENT
C	C2	LED 01	NKPA 3 - LOCAL ECONOMIC DEVELOPMENT	Establishment of the Airport Municipal Entity	Registration of the Airport as a municipal entity	All	Airport currently managed by Council	Completed application for the Registration of the Airport as a municipal entity submitted to SMC	Completed application for the Registration of the Airport as a municipal entity submitted to SMC by the 31st of March 2015	Date Completed application for the Registration of the Airport as a municipal entity submitted to SMC	N/A	N/A	NOT APPLICABLE	N/A	N/A	N/A	N/A	Completed application for the Registration of the Airport as a municipal entity submitted to SMC by the 31st of March 2015	All documentation required for submission to Treasury and Cogta completed. Awaiting formal response from organized labour	2	Waiting for a formal response from organized labour.	Require a resolution from the Local Labour Forum	By 31 July 2015	Business Plan; organizational structure; Interim Board nominations, cash flow projections.
											N/A	N/A	N/A	N/A	N/A	N/A	N/A	N/A	N/A	N/A	N/A	N/A	N/A	N/A
C	C2	LED 02	NKPA 3 - LOCAL ECONOMIC DEVELOPMENT	Establishment of the Airport Municipal Entity	institutionalization of the Airport as the Municipal Entity	All	Airport currently managed by Council	Finalization of the institutional arrangement of the Airport as a Municipal Entity including the Business plan, Organizational structure and appointment of the Board	Finalization of the institutional arrangement of the Airport as a Municipal Entity including the Business plan, Organizational structure and appointment of the Board by 30th of June 2015.	Date institutional arrangement of the Airport as a Municipal Entity including the Business plan, Organizational structure and appointment of the Board finalized	Finalisation of the institutional arragement of the Airport as a Municipal Entity including the Business plan, Organisational structure and apointment of the Board by 30th of June 2015.	Business plan, organizational structure and nominations for the interim board have been completed.	2	N/A	N/A	N/A	Business Plan; organizational structure; Interim Board nominations.	Finalisation of the institutional arrangement of the Airport as a Municipal Entity including the Business plan, Organisational structure and apointment of the Board by 30th of June 2015.	Business plan, organizational structure and nominations for the interim board have been completed.	2	N/A	N/A	N/A	Business Plan; organizational structure; Interim Board nominations.
											N/A	N/A	N/A	N/A	N/A	N/A	N/A	N/A	N/A	N/A	N/A	N/A	N/A	N/A
C	C2	LED 03	NKPA 3 - LOCAL ECONOMIC DEVELOPMENT	Establishment of the Market Municipal Entity	Registration of the Market as a municipal entity	All	Market currently managed by Council	Completed application for the Registration of the Market as a municipal entity submitted to SMC	Completed application for the Registration of the Market as a municipal entity submitted to SMC by the 31st of March 2015	Date Completed application for the Registration of the Market as a municipal entity submitted to SMC	finalisation of the registration of the Entity.	A meeting was held with the unions to get their views and the names of the potential board members were identified	2	We would not reach an agreement with the unions	To conclude negotiattions with the unions	31/09/2015	Munites of the meeting with the unions and the service provider	Completed application for the Registration of the Market as a municipal entity submitted to SMC by the 31st of March 2015	Business case completed , projected cash flows, draft letters to treasuries and Cogta. presentation unions	2	We would not reach an agreement with the unions	To conclude negotiattions with the unions	31/09/2015	Business Case, cash flow projection and financial statements, approved organogram, minutes of the labour forum meeting and the union meeting
											N/A	N/A	N/A	N/A	N/A	N/A	N/A	N/A	N/A	N/A	N/A	N/A	N/A	N/A
C	C2	LED 04	NKPA 3 - LOCAL ECONOMIC DEVELOPMENT	Establishment of the Market Municipal Entity	institutionalization of the Market as the Municipal Entity	All	Market currently managed by Council	Finalization of the institutional arrangement of the Market as a Municipal Entity including the Business plan, Organizational structure and appointment of the Board	Finalization of the institutional arrangement of the Market as a Municipal Entity including the Business plan, Organizational structure and appointment of the Board by 30th of June 2015.	Date institutional arrangement of the Market as a Municipal Entity including the Business plan, Organizational structure and appointment of the Board finalized	Finalisation of the institutional arrangement of the Market as a Municipal Entity including the Business plan, Organisational structure and apointment of the Board by 30th of June 2015.	Organisational structure and Business plan completed	2	We would not reach an agreement with the unions	To conclude negotiattions with the unions	31/09/2015	Business Case, cash flow projection and financial statements, approved organogram, minutes of the labour forum meeting and the union meeting	Finalisation of the institutional arrangement of the Market as a Municipal Entity including the Business plan, Organisational structure and appointment of the Board by 30th of June 2015.	Organisational structure and Business plan completed	2	We would not reach an agreement with the unions	To conclude negotiattions with the unions	31/09/2015	Business Case, cash flow projection and financial statements, approved organogram, minutes of the labour forum meeting and the union meeting
											N/A	N/A	N/A	N/A	N/A	N/A	N/A	N/A	N/A	N/A	N/A	N/A	N/A	N/A

SERVICE DELIVERY & BUDGET IMPLEMENTATION PLAN FOR THE 2014/2015 FINANCIAL YEAR
BUSINESS UNIT: SUSTAINABLE DEVELOPMENT AND CITY ENTERPRISES
SUB UNIT: LOCAL ECONOMIC DEVELOPMENT

INDEX	IDP REFERENCE	SDBIP REFERENCE	NATIONAL KEY PERFORMANCE AREA	PROGRAMME	PROJECT	WARD	BASELINE / STATUS QUO	MEASURABLE OBJECTIVE	ANNUAL TARGET / OUTPUT	PERFORMANCE MEASURE	PERFORMANCE REPORTING - QUARTER 4 - QUARTER ENDING JUNE 2015							PERFORMANCE REPORTING - ANNUAL REPORTING (1 JULY 2014 - 30 JUNE 2015)						
											QUARTER 4 - QUARTER ENDING JUNE 2015							ANNUAL REPORTING (1 JULY 2014 - 30 JUNE 2015)						
											QUARTER 4 TARGET	QUARTER 4 PROGRESS - ACTUAL	ACTUAL (1,2,3,4,5, Not Applicable)	REASON FOR DEVIATION	CORRECTIVE MEASURE	TIMEFRAME TO IMPLEMENT CORRECTIVE MEASURES	SOURCE DOCUMENT	ANNUAL TARGET	ANNUAL PROGRESS - ACTUAL	ACTUAL (1,2,3,4,5, Not Applicable)	REASON FOR DEVIATION	CORRECTIVE MEASURE	TIMEFRAME TO IMPLEMENT CORRECTIVE MEASURES	SOURCE DOCUMENT
C	C2	LED 05	NKPA 3 - LOCAL ECONOMIC DEVELOPMENT	Establishment of the Forestry Municipal Entity	Registration of the Forestry Function as a municipal entity	All	Forestry Function currently managed by Council	Completed application for the Registration of the Forestry Function as a municipal entity submitted to SMC	Completed application for the Registration of the Forestry Function as a municipal entity submitted to SMC by the 31st of March 2015	Date Completed application for the Registration of the Forestry Function as a municipal entity submitted to SMC	N/A	N/A	NOT APPLICABLE	N/A	N/A	N/A	N/A	Completed application for the Registration of the Forestry Function as a municipal entity submitted to SMC by the 31st of March 2015	Business case completed , projected cash flows, draft letters to treasuries and Cogta. presentation unions, board appointment	2	We would not reach an agreement with the unions	To conclude negotiattions with the unions	31/09/2015	Business Case, cash flow projection and financial statements, approved organogram, minutes of the labour forum and union meetings and board approval
											N/A	N/A	N/A	N/A	N/A	N/A	N/A	N/A	N/A	N/A	N/A	N/A	N/A	N/A
C	C2	LED 06	NKPA 3 - LOCAL ECONOMIC DEVELOPMENT	Establishment of the Forestry Municipal Entity	institutionalization of the Forestry as the Municipal Entity	All	Forestry Function currently managed by Council	Finalization of the institutional arrangement of the Forestry Function as a Municipal Entity including the Business plan, Organizational structure and appointment of the Board	Finalization of the institutional arrangement of the Forestry Function as a Municipal Entity including the Business plan, Organizational structure and appointment of the Board by 30th of June 2015.	Date institutional arrangement of the Forestry Function as a Municipal Entity including the Business plan, Organizational structure and appointment of the Board finalized	Finalisation of the institutional arrangement of the Forestry Function as a Municipal Entity including the Business plan, Organisational structure and apointment of the Board by 30th of June 2015.	Business Plan completed , organisational structure is in place and the board is in place	3	N/A	N/A	N/A	Board Appointment letters and organisational structure	Finalisation of the institutional arrangement of the Forestry Function as a Municipal Entity including the Business plan, Organisational structure and appointment of the Board by 30th of June 2015.	Business Plan completed , organisational structure is in place and the board is in place	3	N/A	N/A	N/A	Board Appointment letters and organisational structure
											N/A	N/A	N/A	N/A	N/A	N/A	N/A	N/A	N/A	N/A	N/A	N/A	N/A	N/A
C	C2	LED 07	NKPA 3 - LOCAL ECONOMIC DEVELOPMENT	Establishment of Tourism as a Municipal Entity	Registration of the Tourism Function as a municipal entity	All	Tourism Function currently managed by Council	Completed application for the Registration of the Tourism Function as a municipal entity submitted to SMC	Completed application for the Registration of the Tourism Function as a municipal entity submitted to SMC by the 31st of March 2015	Date Completed application for the Registration of the Tourism Function as a municipal entity submitted to SMC	N/A	N/A	NOT APPLICABLE	N/A	N/A	N/A	N/A	Completed application for the Registration of the Tourism Function as a municipal entity submitted to SMC by the 31st of March 2015	Application process is handled by the service provider	2	We had to delay the registration process pending the submission of the plan to the SMC to deal with labour that will be affected by the managing the tourism function as an entity	Plan has been submitted to the SMC and the unit will engage with the unions	N/A	N/A
											N/A	N/A	N/A	N/A	N/A	N/A	N/A	N/A	N/A	N/A	N/A	N/A	N/A	N/A
C	C2	LED 08	NKPA 3 - LOCAL ECONOMIC DEVELOPMENT	Establishment of the Tourism as a Municipal Entity	institutionalization of the Tourism as the Municipal Entity	All	Tourism Function currently managed by Council	Finalization of the institutional arrangement of the Tourism Function as a Municipal Entity including the Business plan, Organizational structure and appointment of the Board	Finalization of the institutional arrangement of the Tourism Function as a Municipal Entity including the Business plan, Organizational structure and appointment of the Board by 30th of June 2015.	Date institutional arrangement of the Tourism Function as a Municipal Entity including the Business plan, Organizational structure and appointment of the Board finalized	N/A	N/A	NOT APPLICABLE	N/A	N/A	N/A	N/A	finalising the process for the recruitment of staff.	had a meeting with HR & Finance, there is no funding.	2	process is seating with HR & Finance; there is a lack of funding.	wait for new financial year according to HR Finance advise.	N/A	N/A
											N/A	N/A	N/A	N/A	N/A	N/A	N/A	N/A	N/A	N/A	N/A	N/A	N/A	N/A

SERVICE DELIVERY & BUDGET IMPLEMENTATION PLAN FOR THE 2014/2015 FINANCIAL YEAR
BUSINESS UNIT: SUSTAINABLE DEVELOPMENT AND CITY ENTERPRISES
SUB UNIT: LOCAL ECONOMIC DEVELOPMENT

INDEX	IDP REFERENCE	SDBIP REFERENCE	NATIONAL KEY PERFORMANCE AREA	PROGRAMME	PROJECT	WARD	BASELINE / STATUS QUO	MEASURABLE OBJECTIVE	ANNUAL TARGET / OUTPUT	PERFORMANCE MEASURE	PERFORMANCE REPORTING - QUARTER 4 - QUARTER ENDING JUNE 2015							PERFORMANCE REPORTING - ANNUAL REPORTING (1 JULY 2014 - 30 JUNE 2015)						
											QUARTER 4 - QUARTER ENDING JUNE 2015							ANNUAL REPORTING (1 JULY 2014 - 30 JUNE 2015)						
											QUARTER 4 TARGET	QUARTER 4 PROGRESS - ACTUAL	ACTUAL (1,2,3,4,5, Not Applicable)	REASON FOR DEVIATION	CORRECTIVE MEASURE	TIMEFRAME TO IMPLEMENT CORRECTIVE MEASURES	SOURCE DOCUMENT	ANNUAL TARGET	ANNUAL PROGRESS - ACTUAL	ACTUAL (1,2,3,4,5, Not Applicable)	REASON FOR DEVIATION	CORRECTIVE MEASURE	TIMEFRAME TO IMPLEMENT CORRECTIVE MEASURES	SOURCE DOCUMENT
C	C2	LED 09	NKPA 3 - LOCAL ECONOMIC DEVELOPMENT	LED Strategy	review of the LED strategy for the Municipality	ALL	2007 LED strategy	An LED Strategy developed and submitted to SMC for approval by Council	An LED Strategy developed and submitted to SMC by the 31st of March 2015 for approval by Council	Date LED Strategy developed and submitted to SMC for approval by Council	N/A	N/A	NOT APPLICABLE	N/A	N/A	N/A	Exco Resolution adopting LED Strategy	An LED Strategy developed and submitted to SMC by the 31st of March 2015 for approval by Council	LED Strategy adopted	3	N/A	N/A	N/A	Exco Resolution adopting the LED Strategy
											N/A	N/A	N/A	N/A	N/A	N/A	N/A	N/A	N/A	N/A	N/A	N/A	N/A	N/A
C	C1	LED 10	NKPA 3 - LOCAL ECONOMIC DEVELOPMENT	Incentive Policy	Development of the incentive policy for the municipality	All	Draft Incentive policy	An Incentive Policy developed and submitted to SMC	An Incentive Policy developed and submitted to SMC by the 31st of May 2015	An Incentive Policy developed and submitted to SMC by the 31st of May 2015	submission of incentive policy to SMC.	Draft Incentive policy completed	3	N/A	N/A	N/A	Draft Incentive Policy	An Incentive Policy developed and submitted to SMC by the 31st of May 2015	Draft Incentive policy completed	2	N/A	To do a financial model and benchmark with other cities in SA cities network	N/A	Draft incentive policy
											N/A	N/A	N/A	N/A	N/A	N/A	N/A	N/A	N/A	N/A	N/A	N/A	N/A	N/A
C	C1	LED 11	NKPA 3 - LOCAL ECONOMIC DEVELOPMENT	Investor Conference	Host an investor Conference by June 2015	N/A	N/A	Hosting of an Investor Conference	Hosting of an Investor Conference by the 30th of June 2015	Date of Investor Conference.	Hosting of an Investor Conference by the 30th of June 2015	Investor Conference was held from 5-6 May 2015	3	N/A	N/A	N/A	Conference Programme	Hosting of an Investor Conference by the 30th of June 2015	Conference was held from 5-8 May 2015	3	N/A	N/A	N/A	Conference programme
											R 200 000.00	N/A	N/A	N/A	N/A	N/A	N/A	N/A	N/A	N/A	N/A	N/A	N/A	N/A
B	B2	LED 12	NKPA 2 - BASIC SERVICE DELIVERY	Repairs and Maintenance of Kwa-Mncane Market	Repairs and Maintenance of Kwa-Mncane Market	8	Dilapidated Market	100% of structural repairs to Kwa-Mncane Market completed	100% of structural repairs to Kwa-Mncane Market completed by the 31st of May 2015	% of structural repairs to Kwa-Mncane Market completed	100% of structural repairs to Kwa-Mncane Market completed by the 31st of May 2015	Service provider appointed, performed the duties to its completion	3	N/A	N/A	N/A	Completion Certificate	100% of structural repairs to Kwa-Mncane Market completed by the 31st of May 2015	Service provider appointed, performed the duties to its completion	3	N/A	N/A	N/A	
											R 150 000.00	N/A	N/A	N/A	N/A	N/A	N/A	N/A	N/A	N/A	N/A	N/A	N/A	N/A
C	C1	LED 13	NKPA 3 - LOCAL ECONOMIC DEVELOPMENT	One Ward One Co-op Environmental Management Programme	Post Establishment mentorship programme	10, 11, 14.13,15, 16,23,26, 32, 34, 37	0	4 x training programmes for co-ops conducted on Environmental Management and Business Management	4 x training programmes for co-ops conducted on Environmental Management and Business Management by the 31st of May 2015	Number of training programmes for co-ops conducted on Environmental Management and Business Management	4 x training programmes for co-ops conducted on Environmental Management and Business Management by the 31st of May 2015	4 x training programmes for co-ops conducted on Environmental Management and Business Management by the 31st of May 2015	3	N/A	N/A	N/A	Attandance Register and Couse content	4 x training programmes for co-ops conducted on Environmental Management and Business Management by the 31st of May 2015	4 x training programmes for co-ops conducted on Environmental Management and Business Management by the 31st of May 2015	3	N/A	N/A	N/A	Attandance Register and Couse content
											R 100 000.00	N/A	N/A	N/A	N/A	N/A	N/A	N/A	N/A	N/A	N/A	N/A	N/A	N/A
B	B2	LED 14	NKPA 2 - BASIC SERVICE DELIVERY	Informal Economy	Re- painting of 637 existing sites for Informal Traders	CBD	Current site markings are fading	Re-painting of 637 existing sites for Informal Traders	Re-painting of 637 existing sites for Informal Traders by the 30th of April 2015	Number of existing sites for Informal Traders re-painted	Completion of repainting of the remaining 319 sites.	265 sites repainted	2	N/A	N/A	N/A	Invoice from Service Provider	Re-painting of 637 existing sites for Informal Traders by the 30th of April 2015	265 sites	1	N/A	N/A	N/A	Invoice from Service Provider
											N/A	N/A	N/A	N/A	N/A	N/A	N/A	N/A	N/A	N/A	N/A	N/A	N/A	N/A

SERVICE DELIVERY & BUDGET IMPLEMENTATION PLAN FOR THE 2014/2015 FINANCIAL YEAR
BUSINESS UNIT: SUSTAINABLE DEVELOPMENT AND CITY ENTERPRISES
SUB UNIT: LOCAL ECONOMIC DEVELOPMENT

INDEX	IDP REFERENCE	SDBIP REFERENCE	NATIONAL KEY PERFORMANCE AREA	PROGRAMME	PROJECT	WARD	BASELINE / STATUS QUO	MEASURABLE OBJECTIVE	ANNUAL TARGET / OUTPUT	PERFORMANCE MEASURE	PERFORMANCE REPORTING - QUARTER 4 - QUARTER ENDING JUNE 2015							PERFORMANCE REPORTING - ANNUAL REPORTING (1 JULY 2014 - 30 JUNE 2015)						
											QUARTER 4 - QUARTER ENDING JUNE 2015							ANNUAL REPORTING (1 JULY 2014 - 30 JUNE 2015)						
											QUARTER 4 TARGET	QUARTER 4 PROGRESS - ACTUAL	ACTUAL (1,2,3,4,5, Not Applicable)	REASON FOR DEVIATION	CORRECTIVE MEASURE	TIMEFRAME TO IMPLEMENT CORRECTIVE MEASURES	SOURCE DOCUMENT	ANNUAL TARGET	ANNUAL PROGRESS - ACTUAL	ACTUAL (1,2,3,4,5, Not Applicable)	REASON FOR DEVIATION	CORRECTIVE MEASURE	TIMEFRAME TO IMPLEMENT CORRECTIVE MEASURES	SOURCE DOCUMENT
A	A1	LED 15	NKPA 1 - MUNICIPAL TRANSFORMATION & ORGANIZATIONAL DEVELOPMENT	Informal Economy	Geographical positioning System to Acquire Data	All	0	Acquisition of 5 GPS machines to acquire data iro the Informal Economy completed	Acquisition of 5 GPS machines to acquire data iro the Informal Economy completed by the 28th of February 2015	Date Acquisition of 5 GPS machines to acquire data iro the Informal Economy completed	N/A	N/A	NOT APPLICABLE	N/A	N/A	N/A	N/A	Acquisition of 5 GPS machines to acquire data iro the Informal Economy completed by the 28th of February 2015	Acquisition of GPS Machines	3	N/A	N/A	N/A	Delivery Note
											N/A	N/A	N/A	N/A	N/A	N/A	N/A	N/A	N/A	N/A	N/A	N/A	N/A	N/A
C	C1 & C2	LED 16	NKPA 3 - LOCAL ECONOMIC DEVELOPMENT	Informal Economy	Identification of New Sites	All	0	100 new Informal Trader sites identified and allocated	100 new Informal Trader sites identified and allocated by the 31st of March 2015	Number of new Informal Trader sites identified and allocated	100 new Informal Trader sites identified and allocated by the 31st of June 2015	37 new sites identified	1	Lack of staff	Employment of staff		Report approved by SMC	100 new Informal Trader sites identified and allocated by the 31st of June 2015	37 new sites identified	1	Lack of staff	Employment of staff		Report approved by SMC
											N/A	N/A	N/A	N/A	N/A	N/A	N/A	N/A	N/A	N/A	N/A	N/A	N/A	N/A
A	A1	LED 17	NKPA 1 - MUNICIPAL TRANSFORMATION & ORGANIZATIONAL DEVELOPMENT	Informal Economy	Information Handbook on Street Trading	ALL	NIL	An Information Handbook on Street Trading developed and submitted to SMC for approval	An Information Handbook on Street Trading developed and submitted to SMC for approval by the 30th of April 2015	Date Information Handbook on Street Trading developed and submitted to SMC for approval	An Information Handbook on Street Trading developed and submitted to SMC for approval by the 30th of April 2015	An Information Handbook on Street Trading developed and submitted to SMC for approval by the 30th of April 2015	3	N/A	N/A	N/A	Handbook	An Information Handbook on Street Trading developed and submitted to SMC for approval by the 30th of April 2015	An Information Handbook on Street Trading developed and submitted to SMC for approval by the 30th of April 2015	3	N/A	N/A	N/A	Information Handbook on Street Trading, SMC resolution
											N/A	N/A	N/A	N/A	N/A	N/A	N/A	N/A	N/A	N/A	N/A	N/A	N/A	N/A
B	B2	LED 18	NKPA 2 - BASIC SERVICE DELIVERY	Market Upgrade	Infrastructure upgrade in market facilities	ALL	70% Upgraded market	100% completion of Infrastructure Upgrades to the Market Entrance Structure, Waste Recycling Centre and Parameter Fence	100% completion of Infrastructure Upgrades to the Market Entrance Structure, Waste Recycling Centre and Parameter Fence by the 31st of March 2015	% completion of Infrastructure Upgrades to the Market Entrance Structure, Waste Recycling Centre and Parameter Fence	100% completion of Infrastructure Upgrade.	100% completion of Infrastructure Upgrade.	3	N/A	N/A	N/A	Completion Certificate ans pictures	100% completion of Infrastructure Upgrades to the Market Entrance Structure, Waste Recycling Centre and Parameter Fence by the 31st of March 2015	100% completion of Infrastructure Upgrade.	3	N/A	N/A	N/A	Completion Certificate ans pictures
											N/A	N/A	N/A	N/A	N/A	N/A	N/A	N/A	N/A	N/A	N/A	N/A	N/A	N/A
C	E 1 & E 3	LED 19	NKPA 5 - GOOD GOVERNANCE & PUBLIC PARTICIPATION	General Valuation	GV 2014 Appeals Process	All	GV 2014	320 x lodged property valuation appeals resolved	320 x lodged property valuation appeals resolved by the 30th of June 2015	Number of lodged property valuation appeals resolved	320 x lodged property valuation appeals resolved by the 30th of June 2015.	320 x lodged property valuation appeals resolved by the 30th of June 2015.	3	N/A	N/A	N/A	Terms of Reference for the G.V project.	320 x lodged property valuation appeals resolved by the 30th of June 2015	320 x lodged property valuation appeals resolved by the 30th of June 2015.	3	N/A	N/A	N/A	Appeals Report
											R 200 000.00	N/A	N/A	N/A	N/A	N/A	N/A	N/A	N/A	N/A	N/A	N/A	N/A	N/A

SERVICE DELIVERY & BUDGET IMPLEMENTATION PLAN FOR THE 2014/2015 FINANCIAL YEAR
BUSINESS UNIT: SUSTAINABLE DEVELOPMENT AND CITY ENTERPRISES
SUB UNIT: LOCAL ECONOMIC DEVELOPMENT

INDEX	IDP REFERENCE	SDBIP REFERENCE	NATIONAL KEY PERFOR-MANCE AREA	PRO-GRAMME	PROJECT	WARD	BASELINE / STATUS QUO	MEASURABLE OBJECTIVE	ANNUAL TARGET / OUTPUT	PERFORMANCE MEASURE	PERFORMANCE REPORTING - QUARTER 4 - QUARTER ENDING JUNE 2015							PERFORMANCE REPORTING - ANNUAL REPORTING (1 JULY 2014 - 30 JUNE 2015)						
											QUARTER 4 - QUARTER ENDING JUNE 2015							ANNUAL REPORTING (1 JULY 2014 - 30 JUNE 2015)						
											QUARTER 4 TARGET	QUARTER 4 PROGRESS - ACTUAL	ACTUAL (1,2,3,4,5, Not Applicable)	REASON FOR DEVIATION	CORRECTIVE MEASURE	TIMEFRAME TO IMPLEMENT CORRECTIVE MEASURES	SOURCE DOCUMENT	ANNUAL TARGET	ANNUAL PROGRESS - ACTUAL	ACTUAL (1,2,3,4,5, Not Applicable)	REASON FOR DEVIATION	CORRECTIVE MEASURE	TIMEFRAME TO IMPLEMENT CORRECTIVE MEASURES	SOURCE DOCU-MENT
E	E2	LED 20	NKPA 5 - GOOD GOVER-NANCE & PUBLIC PARTICIPA-TION	General Valuation	supple-mentary Roll	All	GV 2014	Completion of the supplemen-tary Roll 01, 02 and 03	Completion of the supple-mentary Roll 01, 02 and 03 by the 30th of June 2015	Date supplemen-tary Roll 01, 02 and 03 completed	Completion of the sup-plementary Roll 01, 02 and 03 by the 30th of June 2015	supple-mentary roll o1 was completed in July 2014, S.V 02 was completed on the 1st of December 2014, Sv 03 was completed at the end of March 2015. the current roll that was opened in June 01 is S.V 40 which has 106 properties captured against it.	3	N/A	N/A	N/A	N/A	Comple-tion of the supple-mentary Roll 01, 02 and 03 by the 30th of June 2015	supple-mentary roll o1 was completed in July 2014, S.V 02 was completed on the 1st of December 2014, Sv 03 was completed at the end of March 2015. the current roll that was opened in June 01 is S.V 40 which has 106 properties captured against it.	3	N/A	N/A	N/A	Valuation Roll
											N/A	N/A	N/A	N/A	N/A	N/A	N/A	N/A	N/A	N/A	N/A	N/A	N/A	N/A
E	E1	LED 21	NKPA 5 - GOOD GOVER-NANCE & PUBLIC PARTICIPA-TION	Audit	Land Audit	All	Previous audit incom-plete	Submission of completed land audit document to SMC	Submission of completed land audit document to SMC by the 31st March 2015	Date completed land audit docu-ment submitted to SMC	N/A	N/A	NOT APPLI-CABLE	N/A	N/A	N/A	N/A	Submis-sion of completed land audit document to SMC by the 31st March 2015	Submission of complet-ed land audit document to SMC by the 31st March 2015	3	N/A	N/A	N/A	Land Audit Report
											N/A	N/A	N/A	N/A	N/A	N/A	N/A	N/A	N/A	N/A	N/A	N/A	N/A	N/A
E	E2	LED 22	NKPA 5 - GOOD GOVER-NANCE & PUBLIC PARTICIPA-TION	Audit	Lease Audit	All	Previous audit incom-plete	Submission of completed lease audit document to SMC	Submission of completed lease audit document to SMC by the 31st March 2015	Date completed lease audit doc-ument submitted to SMC	N/A	N/A	NOT APPLI-CABLE	N/A	N/A	N/A	N/A	Submis-sion of completed lease audit document to SMC by the 31st March 2015	Project was completed in March. the Service provider has to present top structure values, a variation to contract which was approved in May by the BAC	3	N/A	N/A	N/A	Lease Audit Report
											N/A	N/A	N/A	N/A	N/A	N/A	N/A	N/A	N/A	N/A	N/A	N/A	N/A	N/A

TOWN PLANNING & ENVIRONMENTAL MANAGEMENT OVERVIEW SDBIP 2014/2015 4TH QUARTER & ANNUAL PROGRESS REPORT

	TOTAL PROJECTS	KEY
	1 NIL ACHIEVED	
	2 TARGET PARTIALLY MET	
	3 TARGET MET	
	4 TARGET EXCEEDED	
	5 TARGET EXCEEDED BY 100 %	
	NOT APPLICABLE	

1 TOWN PLANNING & ENVIRONMENTAL MANAGEMENT OVERVIEW

1.1 TOTAL PROJECTS: 9
1.1.1 OPERATING PROJECTS 9
1.1.2 CAPITAL PROJECTS 0

1.2 GRAPHICAL REPRESENTATION OF PERFORMANCE: OPERATING PROJECTS

TOWN PLANNING & ENVIRONMENTAL MANAGEMENT OVERVIEW SDBIP 2014/2015 4TH QUARTER & ANNUAL PROGRESS REPORT

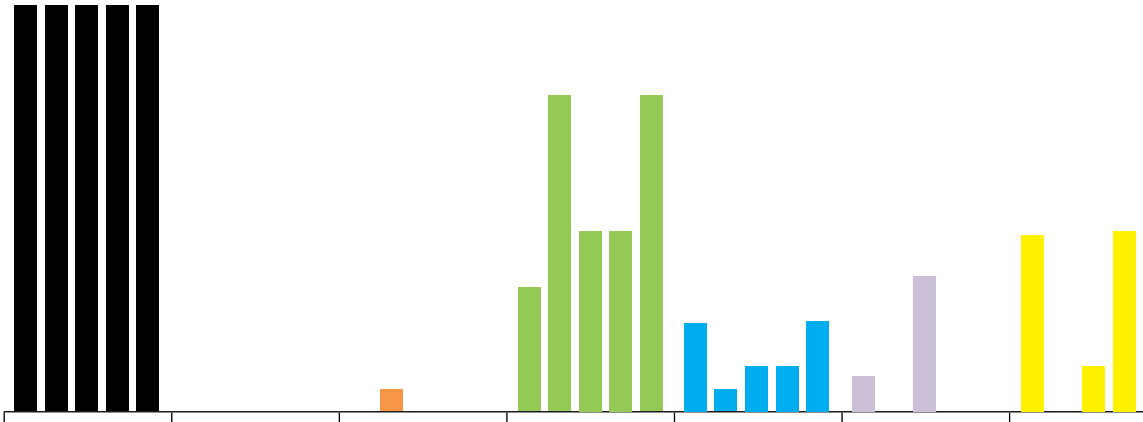

	Total Projects	1 Nil Achieved	2 Target Partially Met	3 Target Met	4 Target Exceeded	5 Target Exceeded by 100%	No Applicable
Quarter 1	100%	0%	0%	30.43%	21.73%	8.69%	43.47%
Quarter 2	100%	0%	5.26%	77.77%	5.26%	0%	0%
Quarter 3	100%	0%	0%	44.44%	11.11%	33.33%	11.11%
Quarter 4	100%	0%	0%	44.44%	11.11%	0%	44.44%
Annual	100%	0%	0%	77.77%	22.22%	0%	0%

SERVICE DELIVERY & BUDGET IMPLEMENTATION PLAN FOR THE 2014/2015 FINANCIAL YEAR
BUSINESS UNIT: ECONOMIC DEVELOPMENT
SUB UNIT: TOWN PLANNING AND ENVIRONMENTAL MANAGEMENT

INDEX	IDP REFERENCE	SDBIP REFERENCE	NATIONAL KEY PERFORMANCE AREA	PROGRAMME	PROJECT	WARD	BASELINE / STATUS QUO	MEASURABLE OBJECTIVE	ANNUAL TARGET / OUTPUT	PERFORMANCE MEASURE	PERFORMANCE REPORTING - QUARTER 4 - QUARTER ENDING JUNE 2015							PERFORMANCE REPORTING - ANNUAL REPORTING (1 JULY 2014 - 30 JUNE 2015)						
											QUARTER 4 - QUARTER ENDING JUNE 2015							ANNUAL REPORTING (1 JULY 2014 - 30 JUNE 2015)						
											QUARTER 4 TARGET	QUARTER 4 PROGRESS - ACTUAL	ACTUAL (1,2,3,4,5, Not Applicable)	REASON FOR DEVIATION	CORRECTIVE MEASURE	TIMEFRAME TO IMPLEMENT CORRECTIVE MEASURES	SOURCE DOCUMENT	ANNUAL TARGET	ANNUAL PROGRESS - ACTUAL	ACTUAL (1,2,3,4,5, Not Applicable)	REASON FOR DEVIATION	CORRECTIVE MEASURE	TIMEFRAME TO IMPLEMENT CORRECTIVE MEASURES	SOURCE DOCUMENT
F	F1	TP & EM 01	NKPA 6 - CROSS CUTTING NKPA 6 - CROSS CUTTING	LOCAL AREA PLANS	SEDIS AND CBD	18, 25, 26, 27, 32, 33, 36 & 37	30% SEDIS LAP, 30% CBD LAP,	LOCAL AREA PLANS FOR SEDIS AND CBD DEVELOPED & SUBMITTED TO SMC	LOCAL AREA PLANS FOR SEDIS AND CBD DEVELOPED & SUBMITTED TO SMC BY 31ST OF DECEMBER 2014	DATE LOCAL AREA PLANS FOR SEDIS AND CBD DEVELOPED & SUBMITTED TO SMC	N/A	N/A	NOT APPLICABLE	N/A	N/A	N/A	N/A	LOCAL AREA PLANS FOR SEDIS AND CBD DEVELOPED & SUBMITTED TO SMC BY 31ST OF DECEMBER 2014	SUBMITTED TO FULL COUNCIL FOR ADOPTION AND APPROVAL ON 27TH MAY 2015. DURING MONTH OF JUNE THE LOCAL AREA PLANS WERE ALREADY AVAILABLE ON THE MSUNDUZI WEBSITE. THE TARGET WAS MET AS THE LOCAL AREA PLANS WERE APPROVED BY SMC ON 8th DECEMBER 2014.	3	N/A	N/A	N/A	Full Council Resolution and Local Area Plans Document
											N/A	N/A	N/A	N/A	N/A	N/A	N/A	N/A	N/A	N/A	N/A	N/A	N/A	N/A
F	F1	TP & EM 02	NKPA 6 - CROSS CUTTING NKPA 6 - CROSS CUTTING	SDF REVIEW	SDF REVIEW	ALL	90%	SDF REVIEWED AND SUBMITTED TO SMC	SDF REVIEWED AND SUBMITTED TO SMC BY 28TH FEBRUARY 2015	DATE SDF REVIEWED AND SUBMITTED TO SMC	N/A	N/A	NOT APPLICABLE	N/A	N/A	N/A	N/A	SDF REVIEWED AND SUBMITTED TO SMC BY 28TH FEBRUARY 2015	SDF ADOPTED BY FULL COUNCIL ON 29TH MAY 2015 AND IN JUNE THE SDF WAS MADE AVAILABLE TO THE PUBLIC ON THE MSUNDUZI WEBSITE.THE SDF WAS SUBMITTED TO SMC ON THE 02 MARCH 2015 AS SMC DID NOT TAKE PLACE DURING THE WEEK OF THE 23rd AND 28th FEBRUARY.	3	N/A	N/A	N/A	Full Council Resolution and SDF Document
											N/A	N/A	N/A	N/A	N/A	N/A	N/A	N/A	N/A	N/A	N/A	N/A	N/A	N/A
C	C3	TP & EM 03	NKPA 3 - LOCAL ECONOMIC DEVELOPMENT NKPA 6 - CROSS CUTTING	EXTENSION OF THE TOWN PLANNING SCHEME	TOWN PLANNIING SCHEME FOR EDENDALE AND SOBANTU	18, 21, 33 & 35	90%	EXTENDED TOWN PLANNING SCHEME COVERING EDENDALE AND SOBANTU DEVELOPED AND SUBMITTED TO SMC	EXTENDED TOWN PLANNING SCHEME COVERING EDENDALE AND SOBANTU DEVELOPED AND SUBMITTED TO SMC BY THE 31ST OF MARCH 2015	DATE EXTENDED TOWN PLANNING SCHEME COVERING EDENDALE AND SOBANTU DEVELOPED AND SUBMITTED TO SMC	N/A	N/A	NOT APPLICABLE	N/A	N/A	N/A	N/A	EXTENDED TOWN PLANNING SCHEME COVERING EDENDALE AND SOBANTU DEVELOPED AND SUBMITTED TO SMC BY THE 31ST OF MARCH 2015	EXTENDED TOWN PLANNING SCHEME COVERING EDENDALE AND SOBANTU DEVELOPED ADOPTED BY COUNCIL ON 25TH FEBRUARY 2015. DURING THE MONTH OF JUNE THE CADASTRAL FOR EDENDALE TOWN PLANNING SCHEME WAS CLEANED. THE TARGET WAS MET AS THE TOWN PLANNING SCHEME WAS SUBMITTED TO SMC ON THE 3RD OF DECEMBER 2014.	4	N/A	N/A	N/A	Full Council Resolution and the Town Planning Scheme
											N/A	N/A	N/A	N/A	N/A	N/A	N/A	N/A	N/A	N/A	N/A	N/A	N/A	N/A
C	C3	TP & EM 04	NKPA 3 - LOCAL ECONOMIC DEVELOPMENT	ACQUISITION OF LAND IN THE GREATER EDENDALE	LAND ACQUISITION	18, 21, 33 & 36	60%	20 HECTARES OF LAND FOR DEVELOPMENT PURCHASED	20 HECTARES OF LAND FOR DEVELOPMENT PURCHASED BY THE 30TH OF JUNE 2015	NUMBER OF HECTARES OF LAND FOR DEVELOPMENT PURCHASED	20 HECTARES OF LAND FOR DEVELOPMENT PURCHASED BY THE 30TH OF JUNE 2015	43.9 HA OF LAND IS REGISTERED AT THE DEEDS OFFICE.	4	N/A	N/A	N/A	Sale Agreements submitted to the conveyancers. List of properties registered at the Deeds Office.	20 HECTARES OF LAND FOR DEVELOPMENT PURCHASED BY THE 30TH OF JUNE 2015	SALE AGREEMENTS FOR THE PURCHASE OF 48,9 Ha OF LAND WERE SIGNED BY THE MM IN FEBRUARY 2015 AND THE CONVEYANCERS. 43.9 HA OF LAND IS REGISTERED AT THE DEEDS OFFICE. IT SHOULD BE NOTED THAT BY THE END OF 2014/15 FINANCIAL YEAR 46.0068 HA OF LAND WAS REGISTERED TO THE DEEDS OFFICE. THIS IS ALMOST MORE THAN 200% ACHIEVEMENT FOR THIS PROJECT.	4	N/A	N/A	N/A	Sale Agreements submitted to the conveyancers. List of properties registered at the Deeds Office.
											N/A	N/A	N/A	N/A	N/A	N/A	N/A	N/A	N/A	N/A	N/A	N/A	N/A	N/A

SERVICE DELIVERY & BUDGET IMPLEMENTATION PLAN FOR THE 2014/2015 FINANCIAL YEAR
BUSINESS UNIT: ECONOMIC DEVELOPMENT
SUB UNIT: TOWN PLANNING AND ENVIRONMENTAL MANAGEMENT

INDEX	IDP REFERENCE	SDBIP REFERENCE	NATIONAL KEY PERFORMANCE AREA	PROGRAMME	PROJECT	WARD	BASELINE / STATUS QUO	MEASURABLE OBJECTIVE	ANNUAL TARGET / OUTPUT	PERFORMANCE MEASURE	PERFORMANCE REPORTING - QUARTER 4 - QUARTER ENDING JUNE 2015							PERFORMANCE REPORTING - ANNUAL REPORTING (1 JULY 2014 - 30 JUNE 2015)						
											QUARTER 4 - QUARTER ENDING JUNE 2015							ANNUAL REPORTING (1 JULY 2014 - 30 JUNE 2015)						
											QUARTER 4 TARGET	QUARTER 4 PROGRESS - ACTUAL	ACTUAL (1,2,3,4,5, Not Applicable)	REASON FOR DEVIATION	CORRECTIVE MEASURE	TIMEFRAME TO IMPLEMENT CORRECTIVE MEASURES	SOURCE DOCUMENT	ANNUAL TARGET	ANNUAL PROGRESS - ACTUAL	ACTUAL (1,2,3,4,5, Not Applicable)	REASON FOR DEVIATION	CORRECTIVE MEASURE	TIMEFRAME TO IMPLEMENT CORRECTIVE MEASURES	SOURCE DOCUMENT
E	E2	TP & EM 05	NKPA 5 - GOOD GOVERNANCE & PUBLIC PARTICIPATION	PDA APPLICATIONS	PDA APPLICATIONS	ALL	VARIABLE	ALL TOWN PLANNING APPLICATIONS PROCESSED WITHIN THE LEGISLATED PDA TIMEFRAMES	ALL TOWN PLANNING APPLICATIONS PROCESSED WITHIN THE LEGISLATED PDA TIMEFRAMES BY THE 30TH OF JUNE 2015	TURNAROUND TIME OF TOWN PLANNING APPLICATIONS PROCESSED WITHIN THE LEGISLATED PDA TIMEFRAMES	ALL TOWN PLANNING APPLICATIONS PROCESSED WITHIN THE LEGISLATED PDA TIMEFRAMES BY THE 30TH OF JUNE 2015	THREE TOWN PLANNING APPLICATION FOR 2014/15 WERE PROCESSED WITHIN THE LEGISLATED PDA TIMEFRAMES BY 30TH JUNE 2015.	3	N/A	N/A	N/A	Town Planning Register	ALL TOWN PLANNING APPLICATIONS PROCESSED WITHIN THE LEGISLATED PDA TIMEFRAMES BY THE 30TH OF JUNE 2015	ALL TOWN PLANNING APPLICATION FOR 2014/15 WERE PROCESSED WITHIN THE LEGISLATED PDA TIMEFRAMES BY 30TH JUNE 2015.	3	N/A	N/A	N/A	Town Planning Register
											N/A	N/A	N/A	N/A	N/A	N/A	N/A	N/A	N/A	N/A	N/A	N/A	N/A	N/A
E	E2	TP & EM 06	NKPA 5 - GOOD GOVERNANCE & PUBLIC PARTICIPATION	BUSINESS LICENSES	LICENSING	ALL	R 150 000.00	ALL BUSINESS LICENSE APPLICATIONS RECEIVED ARE CONSIDERED AND APPROVED WITHIN 21 DAYS OF RECEIPT OF APPLICATION	ALL BUSINESS LICENSE APPLICATIONS RECEIVED ARE CONSIDERED AND APPROVED WITHIN 21 DAYS OF RECEIPT OF APPLICATION BY THE 30TH OF JUNE 2015	TURNAROUND TIME FOR BUSINESS LICENSE APPLICATIONS CONSIDERED AND APPROVED	ALL BUSINESS LICENSE APPLICATIONS RECEIVED ARE CONSIDERED AND APPROVED WITHIN 21 DAYS OF RECEIPT OF APPLICATION BY THE 30TH OF JUNE 2015	ALL BUSINESS LICENSE APPLICATIONS RECEIVED ARE CONSIDERED AND APPROVED WITHIN 21 DAYS OF RECEIPT OF APPLICATION BY THE 30TH OF JUNE 2015	3	N/A	N/A	N/A	Licensing Register	ALL BUSINESS LICENSE APPLICATIONS RECEIVED ARE CONSIDERED AND APPROVED WITHIN 21 DAYS OF RECEIPT OF APPLICATION BY THE 30TH OF JUNE 2015	ALL BUSINESS LICENSE APPLICATIONS RECEIVED ARE CONSIDERED AND APPROVED WITHIN 21 DAYS OF RECEIPT OF APPLICATION BY THE 30TH OF JUNE 2015	3	N/A	N/A	N/A	Licensing Register
											N/A	N/A	N/A	N/A	N/A	N/A	N/A	N/A	N/A	N/A	N/A	N/A	N/A	N/A
E	E2	TP & EM 07	NKPA 5 - GOOD GOVERNANCE & PUBLIC PARTICIPATION	BUSINESS LICENSE ENFORCEMENT	ENFORCEMENT OF BUSINESS LICENSING	ALL	560 BUSINESSES INSPECTED ANNUALLY FOR VALID BUSINESS LICENSES	560 BUSINESSES INSPECTED FOR BUSINESS LICENCE VALIDITY	560 BUSINESSES INSPECTED FOR BUSINESS LICENCE VALIDITY BY THE 30TH OF JUNE 2015	NUMBER OF BUSINESSES INSPECTED FOR BUSINESS LICENCE VALIDITY	560 BUSINESSES INSPECTED FOR BUSINESS LICENCE VALIDITY BY THE 30TH OF JUNE 2015	613 BUSINESSES WERE INSPECTED FOR BUSINESS LICENCE VALIDITY	3	N/A	N/A	N/A	Licensing Register	560 BUSINESSES INSPECTED FOR BUSINESS LICENCE VALIDITY BY THE 30TH OF JUNE 2015	613 BUSINESSES WERE INSPECTED FOR BUSINESS LICENCE VALIDITY	3	N/A	N/A	N/A	Licensing Register
											N/A	N/A	N/A	N/A	N/A	N/A	N/A	N/A	N/A	N/A	N/A	N/A	N/A	N/A
A	A1	TP & EM 08	NKPA 1 - MUNICIPAL TRANSFORMATION & ORGANIZATIONAL DEVELOPMENT	CLIMATE CHANGE	CLIMATE CHANGE POLICY	ALL	FIRST AND SECOND DRAFT CLIMATE CHANGE ADAPTATION POLICY COMPLETED	CLIMATE CHANGE ADAPTATION POLICY COMPLETED AND SUBMITTED TO SMC FOR APPROVAL	CLIMATE CHANGE ADAPTATION POLICY COMPLETED AND SUBMITTED TO SMC FOR APPROVAL BY THE 31ST OF MARCH 2015	DATE CLIMATE CHANGE ADAPTATION POLICY COMPLETED AND SUBMITTED TO SMC FOR APPROVAL	N/A	N/A	NOT APPLICABLE	N/A	N/A	N/A	N/A	CLIMATE CHANGE ADAPTATION POLICY COMPLETED AND SUBMITTED TO SMC FOR APPROVAL BY THE 31ST OF MARCH 2015	CLIMATE CHANGE ADAPTATION POLICY COMPLETED AND ADOPTED BY COUNCIL ON 31 MARCH 2015. THE TARGET WAS MET AS THE CLIMATE CHANGE POLICY WAS SUBMITTED TO SMC ON THE 3RD DECEMBER 2014.	4	N/A	N/A	N/A	Full Council Resolution and Climate Change Policy Document
											N/A	N/A	N/A	N/A	N/A	N/A	N/A	N/A	N/A	N/A	N/A	N/A	N/A	N/A
E	E2	TP & EM 09	NKPA 5 - GOOD GOVERNANCE & PUBLIC PARTICIPATION	DEVELOPMENT APPLICATIONS	ADJUDICATION OF APPLICATIONS	ALL	NUMBER OF APPLICATION RECEIVED AND FINALIZED WITHIN 30 DAYS	ALL DEVELOPMENTAL APPLICATIONS FINALIZED WITHIN 30 DAYS OF RECEIPT OF APPLICATION	ALL DEVELOPMENTAL APPLICATIONS FINALIZED WITHIN 30 DAYS OF RECEIPT OF APPLICATION BY THE 30TH OF JUNE 2015	TURNAROUND TIME FOR ALL DEVELOPMENTAL APPLICATIONS TO BE FINALIZED	ALL DEVELOPMENTAL APPLICATIONS FINALIZED WITHIN 30 DAYS OF RECEIPT OF APPLICATION BY THE 30TH OF JUNE 2015	ALL DEVELOPMENTAL APPLICATIONS FINALIZED WITHIN 30 DAYS OF RECEIPT OF APPLICATION BY THE 30TH OF JUNE 2015	3	N/A	N/A	N/A	Environmental Management Register	ALL DEVELOPMENTAL APPLICATIONS FINALIZED WITHIN 30 DAYS OF RECEIPT OF APPLICATION BY THE 30TH OF JUNE 2015	ALL DEVELOPMENTAL APPLICATIONS FINALIZED WITHIN 30 DAYS OF RECEIPT OF APPLICATION BY THE 30TH OF JUNE 2015	3	N/A	N/A	N/A	Environmental Management Register
											N/A	N/A	N/A	N/A	N/A	N/A	N/A	N/A	N/A	N/A	N/A	N/A	N/A	N/A

HUMAN SETTLEMENTS OVERVIEW
SDBIP 2014/2015 4TH QUARTER & ANNUAL PROGRESS REPORT

	TOTAL PROJECTS	KEY
	1 NIL ACHIEVED	
	2 TARGET PARTIALLY MET	
	3 TARGET MET	
	4 TARGET EXCEEDED	
	5 TARGET EXCEEDED BY 100 %	
	NOT APPLICABLE	

1 HUMAN SETTLEMENTS OVERVIEW

1.1 TOTAL PROJECTS: 4
1.1.1 OPERATING PROJECTS 4
1.1.2 CAPITAL PROJECTS 0

1.2 GRAPHICAL REPRESENTATION OF PERFORMANCE: OPERATING PROJECTS

HUMAN SETTLEMENTS OVERVIEW
SDBIP 2014/2015 4TH QUARTER & ANNUAL PROGRESS REPORT

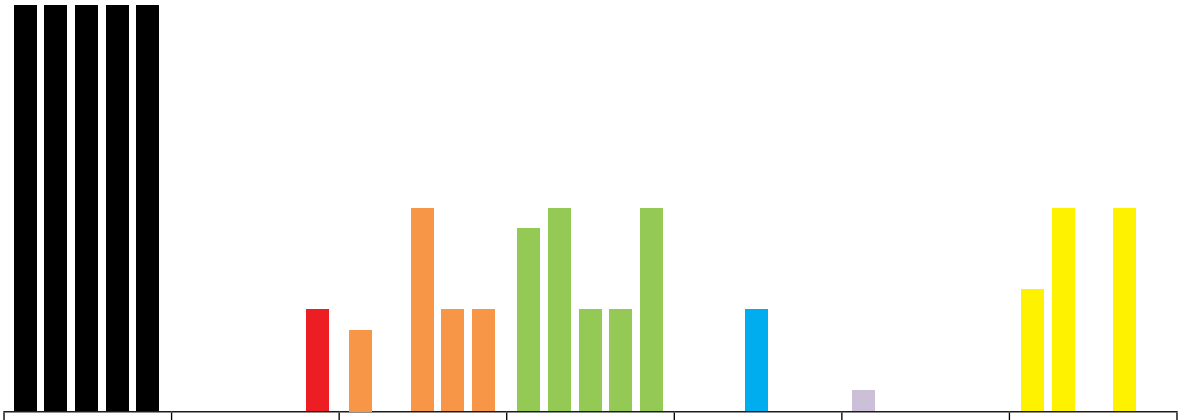

	Total Projects	1 Nil Achieved	2 Target Partially Met	3 Target Met	4 Target Exceeded	5 Target Exceeded by 100%	No Applicable
Quarter 1	100%	0%	20%	45%	0%	5%	30%
Quarter 2	100%	0%	0%	50%	0%	0%	50%
Quarter 3	100%	0%	50%	25%	25%	0%	0%
Quarter 4	100%	0%	25%	25%	0%	0%	50%
Annual	100%	25%	25%	50%	0%	0%	0%

OPERATIONAL PLAN 2014/2015

ORGANISATIONAL OVERVIEW
OPERATIONAL PLAN (OP) 2014/2015 4TH QUARTER & ANNUAL PROGRESS REPORT

	TOTAL PROJECTS	KEY
	1 NIL ACHIEVED	
	2 TARGET PARTIALLY MET	
	3 TARGET MET	
	4 TARGET EXCEEDED	
	5 TARGET EXCEEDED BY 100 %	
	NOT APPLICABLE	

1 ORGANISATIONAL OVERVIEW

1.1 TOTAL PROJECTS: 131
1.1.1 OPERATING PROJECTS 131
1.1.2 CAPITAL PROJECTS 0

1.2 GRAPHICAL REPRESENTATION OF PERFORMANCE: OPERATING PROJECTS

ORGANISATIONAL OVERVIEW
OPERATIONAL PLAN (OP) 2014/2015 4TH QUARTER & ANNUAL PROGRESS REPORT

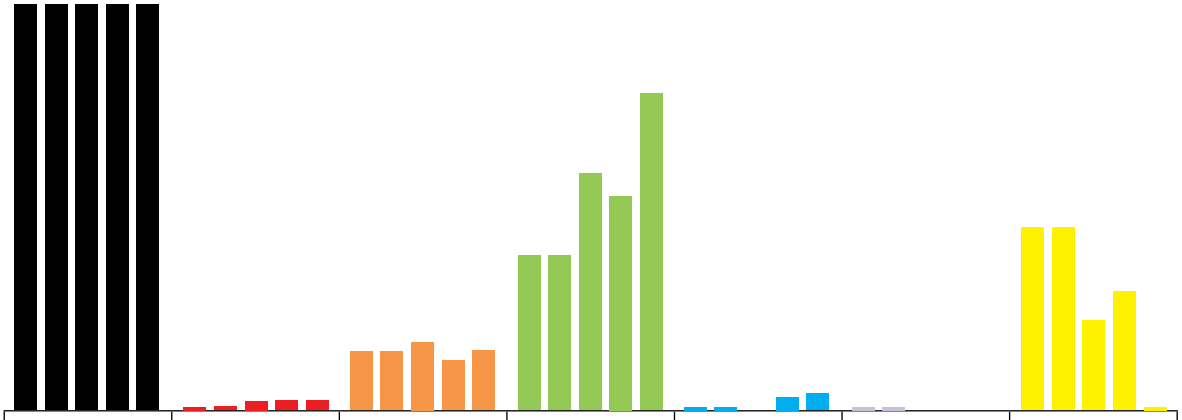

	Total Projects	1 Nil Achieved	2 Target Partially Met	3 Target Met	4 Target Exceeded	5 Target Exceeded by 100%	No Applicable
Quarter 1	100%	0.76%	14.50%	38.16%	0.76%	0.76%	45.03%
Quarter 2	100%	0.76%	14.50%	38.16%	0.76%	0.76%	45.03%
Quarter 3	100%	2.29%	16.79%	58.77%	0%	0%	22.13%
Quarter 4	100%	2.43%	12.19%	52.84%	3.25%	0%	29.26%
Annual	100%	2.43%	14.63%	78.04%	4.06%	0%	0.81%

1.1.1 A total of 131 Projects were reported on the Operational Plan for the 4th QUARTER (ENDING JUNE 2015) & ANNUAL PROGRESS REPORT 2014/2015 financial year

1.1.2 2.43% of the projects were reported as having Nil Achievements for the 4th QUARTER (ENDING JUNE 2015) & ANNUAL PROGRESS REPORT 2014/2015 financial year

1.1.3 12.19% & 14.63% of the projects were reported as having been partially met for the 4th QUARTER (ENDING JUNE 2015) & ANNUAL PROGRESS REPORT 2014/2015 financial year

1.1.4 52.84% & 78.04% of the projects were reported as having been met for the 4th QUARTER (ENDING JUNE 2015) & ANNUAL PROGRESS REPORT 2014/2015 financial year

1.1.5 3.25% & 4.06% of the projects were reported as having exceeded the target for the 4th QUARTER (ENDING JUNE 2015) & ANNUAL PROGRESS REPORT 2014/2015 financial year

1.1.6 0% of the projects were reported as having exceeded the target by 100% for the 4th QUARTER (ENDING JUNE 2015) & ANNUAL PROGRESS REPORT 2014/2015 financial year

1.1.7 29.26% & 0.81% of the projects were reported as not applicable due to not having any targets set for the 4th QUARTER (ENDING JUNE 2015) & ANNUAL PROGRESS REPORT 2014/2015 financial year

OPERATIONAL PLAN 2014/2015 - CORPORATE BUSINESS UNIT

CORPORATE BUSINESS UNIT OVERVIEW
OPERATIONAL PLAN (OP) 2014/2015 4TH QUARTER & ANNUAL PROGRESS REPORT

	TOTAL PROJECTS	KEY
	1 NIL ACHIEVED	
	2 TARGET PARTIALLY MET	
	3 TARGET MET	
	4 TARGET EXCEEDED	
	5 TARGET EXCEEDED BY 100 %	
	NOT APPLICABLE	

1 CORPORATE BUSINESS UNIT OVERVIEW

1.1 TOTAL PROJECTS: 36
1.1.1 OPERATING PROJECTS 36
1.1.2 CAPITAL PROJECTS 0

1.2 GRAPHICAL REPRESENTATION OF PERFORMANCE: OPERATING PROJECTS

CORPORATE BUSINESS UNIT OVERVIEW
OPERATIONAL PLAN (OP) 2014/2015 4TH QUARTER & ANNUAL PROGRESS REPORT

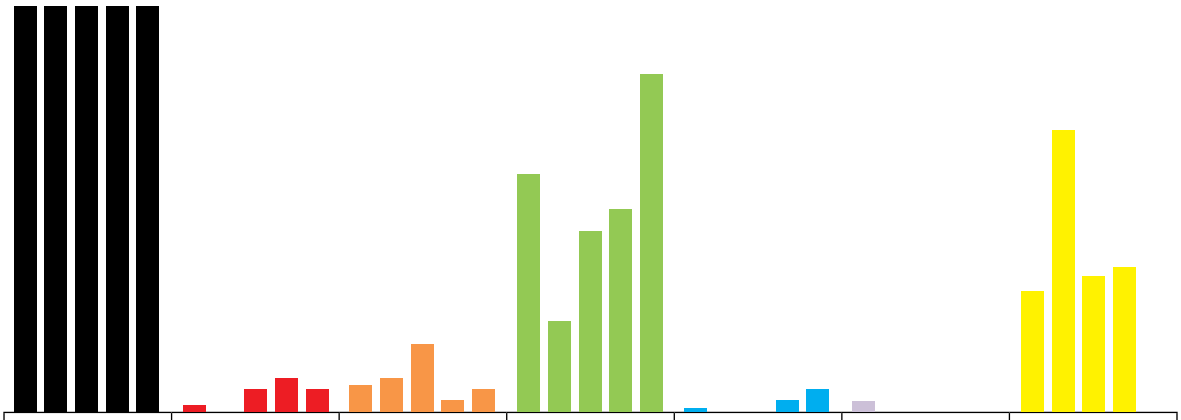

	Total Projects	1 Nil Achieved	2 Target Partially Met	3 Target Met	4 Target Exceeded	5 Target Exceeded by 100%	No Applicable
Quarter 1	100%	1.65%	6.61%	58.67%	0.82%	2.47%	29.75%
Quarter 2	100%	0%	8.33%	22.22%	0%	0%	69.44%
Quarter 3	100%	5.55%	16.66%	44.44%	0%	0%	33.33%
Quarter 4	100%	8.33%	2.77%	50%	2.77%	0%	36.11%
Annual	100%	5.55%	5.55%	83.33%	5.55%	0%	0%

INTERNAL AUDIT UNIT OVERVIEW
OPERATIONAL PLAN (OP) 2014/2015 4TH QUARTER & ANNUAL PROGRESS REPORT

	TOTAL PROJECTS	KEY
	1 NIL ACHIEVED	
	2 TARGET PARTIALLY MET	
	3 TARGET MET	
	4 TARGET EXCEEDED	
	5 TARGET EXCEEDED BY 100 %	
	NOT APPLICABLE	

1 INTERNAL AUDIT UNIT OVERVIEW

1.1 TOTAL PROJECTS: 12
1.1.1 OPERATING PROJECTS 12
1.1.2 CAPITAL PROJECTS 0

1.2 GRAPHICAL REPRESENTATION OF PERFORMANCE: OPERATING PROJECTS

INTERNAL AUDIT UNIT OVERVIEW
OPERATIONAL PLAN (OP) 2014/2015 4TH QUARTER & ANNUAL PROGRESS REPORT

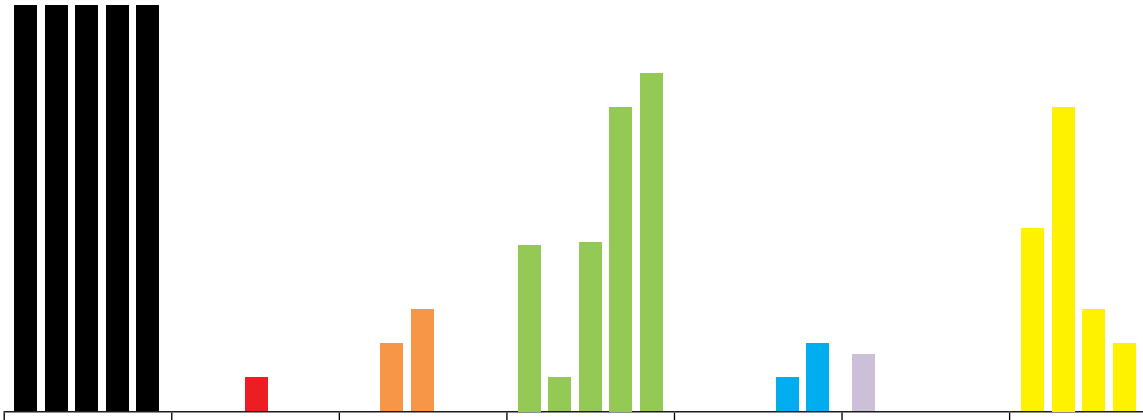

	Total Projects	1 Nil Achieved	2 Target Partially Met	3 Target Met	4 Target Exceeded	5 Target Exceeded by 100%	No Applicable
Quarter 1	100%	0%	0%	41%	0%	14%	45%
Quarter 2	100%	0%	16.66%	8.33%	0%	0%	75%
Quarter 3	100%	8.33%	25%	41.66%	0%	0%	25%
Quarter 4	100%	0%	0%	75%	8.33%	0%	16.66%
Annual	100%	0%	0%	83.33%	16.66%	0%	0%

OPERATIONAL PLAN FOR THE 2014/2015 FINANCIAL YEAR
BUSINESS UNIT: CORPORATE BUSINESS UNIT
SUB UNIT: INTERNAL AUDIT

INDEX	IDP REFERENCE	OPERATIONAL PLAN REFERENCE	NATIONAL KEY PERFORMANCE AREA	PROGRAMME	PROJECT	WARD	BASELINE / STATUS QUO	MEASURABLE OBJECTIVE	ANNUAL TARGET / OUTPUT	PERFORMANCE MEASURE	PERFORMANCE REPORTING - QUARTER 4 - QUARTER ENDING JUNE 2015							PERFORMANCE REPORTING - ANNUAL REPORTING (1 JULY 2014 - 30 JUNE 2015)						
											QUARTER 4 - QUARTER ENDING JUNE 2015							ANNUAL REPORTING (1 JULY 2014 - 30 JUNE 2015)						
											QUARTER 4 TARGET	QUARTER 4 PROGRESS - ACTUAL	ACTUAL (1,2,3,4,5, Not Applicable)	REASON FOR DEVIATION	CORRECTIVE MEASURE	TIMEFRAME TO IMPLEMENT CORRECTIVE MEASURES	SOURCE DOCUMENT	ANNUAL TARGET	ANNUAL PROGRESS - ACTUAL	ACTUAL (1,2,3,4,5, Not Applicable)	REASON FOR DEVIATION	CORRECTIVE MEASURE	TIMEFRAME TO IMPLEMENT CORRECTIVE MEASURES	SOURCE DOCUMENT
A	A3	IA 01	NKPA 1 - MUNICIPAL TRANSFORMATION & ORGANIZATIONAL DEVELOPMENT & NKPA 5 - GOOD GOVERNANCE & PUBLIC PARTICIPATION	Assurance	Development of the Annual Audit Plan	N/A	Annual Plan for 2014/15 was approved on 26 June 2014	To ensure effective reporting on Systems of Internal Control, Governance & Risk Management to the Accounting Officer, Management, Executive, Audit Committee & Council	Annual plan for 2015/16 approved by Audit Committee by 30 June 2015	Date of approval of the Annual Audit Plan & resolution of the Audit Committee	Annual plan for 2015/16 approved by Audit Committee by 30 June 2015	Annual Audit Plan for 2015/ 2016 approved by the Audit Committee on 29 June 2015.	3	N/A	N/A	N/A	Email correspondance proving cicurlation of the annual plan & confirming approval by the chairperson	Annual plan for 2015/16 approved by Audit Committee by 30 June 2015	Annual plan for 2015/16 approved by Audit Committee on 29 June 2016	3	N/A	N/A	N/A	Email & AC minutes
											N/A	N/A	N/A	N/A	N/A	N/A	N/A	N/A	N/A	N/A	N/A	N/A	N/A	N/A
E	E1	IA 02	NKPA 1 - MUNICIPAL TRANSFORMATION & ORGANIZATIONAL DEVELOPMENT & NKPA 5 - GOOD GOVERNANCE & PUBLIC PARTICIPATION	Assurance	Implementation of the annual audit plan	N/A	46 audits planned for the 2013/14 & 44 completed. 24 planned & 23 completed. 12 Consumer Refunds planned & 16. 13 unplanned audits completed over & above planned (96(117%) audit assignments completed)	To ensure effective reporting on Systems of Internal Control, Governance & Risk Management to the Accounting Officer, Management, Executive, Audit Committee & Council	Internal audit assignments completed against the date in the Approved Annual Audit plan as approved by the Audit Committee	Number of Internal audit assignments completed against the date in the Approved Annual Audit plan as approved by the Audit Committee	Internal audit assignments completed against the date in the Approved Annual Audit plan as approved by the Audit Committee	16 Audits planned & completed	3	N/A	N/A	N/A	email correspondance confirming the reallocation & receipt of the reports	Internal audit assignments completed against the date in the Approved Annual Audit plan as approved by the Audit Committee	Of the 82 audits planned for the 2014/ 2015 financial year, 90 completed . 11 audits included in the 90 not planned equivalent to 109.75 %	4	N/A	N/A	N/A	audit reports & emails
											1000000	N/A	N/A	N/A	N/A	N/A	N/A	N/A	N/A	N/A	N/A	N/A	N/A	N/A
A	A1	IA 03	NKPA 1 - MUNICIPAL TRANSFORMATION & ORGANIZATIONAL DEVELOPMENT & NKPA 5 - GOOD GOVERNANCE & PUBLIC PARTICIPATION	Forensic Investigations	Anti-fraud & corruption awareness	N/A	1 Anti-fraud & corruption awareness presentations done at OMC	To ensure effective Anti-Fraud & Corruption awareness within the municipality	26 Anti-fraud & corruption awareness presentations conducted by 30 June 2015	Number of Anti-fraud & corruption awareness presentations conducted	26 Anti-fraud & corruption awareness presentations conducted by 30 June 2015	26 Anti-fraud & corruption awareness presentations conducted by 30 June 2015	3	N/A	N/A	N/A	Attandance Registers	26 Anti-fraud & corruption awareness presentations conducted by 30 June 2015	26 Anti-fraud & corruption awareness presentations conducted by 31 May 2015	3	N/A	N/A	N/A	Attandance Registers
											132000	N/A	N/A	N/A	N/A	N/A	N/A	N/A	N/A	N/A	N/A	N/A	N/A	N/A
E	E2	IA 04	NKPA 1 - MUNICIPAL TRANSFORMATION & ORGANIZATIONAL DEVELOPMENT & NKPA 5 - GOOD GOVERNANCE & PUBLIC PARTICIPATION	Forensic Investigations	Whistle-Blowing Hotline	N/A	Not Applicable (New KPI)	To ensure that members of the public, councilors, employees, Stakeholders & service providers have a facility to report fraud, corruption, theft & other irregularities anonymously.	3 x quarterly reports on cases reported through the whistle blowing hotline prepared and submitted to SMC within 15 working days after the end of the quarter by the 30th of June 2015	Number of quarterly reports on cases reported through the whistle blowing hotline prepared and submitted to SMC within 15 working days after the end of the quarter	3 x quartely reports on cases reported through the whistle blowing hotline prepared and submitted to SMC within 15 working days after the end of the quarter by the 30th of June 2015	3 x quartely reports on cases reported through the whistle blowing hotline prepared and submitted to SMC within 15 working days after the end of the quarter by the 30th of June 2015	3	N/A	N/A	N/A	Report & Resolution of the SMC	3 x quartely reports on cases reported through the whistle blowing hotline prepared and submitted to SMC within 15 working days after the end of the quarter by the 30th of June 2015	3 x quartely reports on cases reported through the whistle blowing hotline prepared and submitted to SMC within 15 working days after the end of the quarter by the 30th of June 2015	3	N/A	N/A	N/A	Report & Resolutions of the SMC
											46250	N/A	N/A	N/A	N/A	N/A	N/A	N/A	N/A	N/A	N/A	N/A	N/A	N/A

OPERATIONAL PLAN FOR THE 2014/2015 FINANCIAL YEAR
BUSINESS UNIT: CORPORATE BUSINESS UNIT
SUB UNIT: INTERNAL AUDIT

INDEX	IDP REFERENCE	OPERATIONAL PLAN REFERENCE	NATIONAL KEY PERFORMANCE AREA	PROGRAMME	PROJECT	WARD	BASELINE / STATUS QUO	MEASURABLE OBJECTIVE	ANNUAL TARGET / OUTPUT	PERFORMANCE MEASURE	PERFORMANCE REPORTING - QUARTER 4 - QUARTER ENDING JUNE 2015							PERFORMANCE REPORTING - ANNUAL REPORTING (1 JULY 2014 - 30 JUNE 2015)						
											QUARTER 4 - QUARTER ENDING JUNE 2015							ANNUAL REPORTING (1 JULY 2014 - 30 JUNE 2015)						
											QUARTER 4 TARGET	QUARTER 4 PROGRESS - ACTUAL	ACTUAL (1,2,3,4,5, Not Applicable)	REASON FOR DEVIATION	CORRECTIVE MEASURE	TIMEFRAME TO IMPLEMENT CORRECTIVE MEASURES	SOURCE DOCUMENT	ANNUAL TARGET	ANNUAL PROGRESS - ACTUAL	ACTUAL (1,2,3,4,5, Not Applicable)	REASON FOR DEVIATION	CORRECTIVE MEASURE	TIMEFRAME TO IMPLEMENT CORRECTIVE MEASURES	SOURCE DOCUMENT
A	A1	IA 05	NKPA 1 - MUNICIPAL TRANSFORMATION & ORGANIZATIONAL DEVELOPMENT & NKPA 5 - GOOD GOVERNANCE & PUBLIC PARTICIPATION	Risk Management	Risk Register Update	N/A	Risk register submitted to RMC in 2013/2014	To ensure adequacy of the risk register	Updated risk register for effective risk based annual audit plan submitted to the RMC by 30 April 2015	Updated risk register	Updated risk register for effective risk based annual audit plan submitted to the RMC by 30 April 2015	The updated Risk register for the entire Municipality was submitted to RMC held on 29 June 2015.	3	N/A	N/A	N/A	RMC report and RMC minutes.	Updated risk register for effective risk based annual audit plan submitted to the RMC by 30 April 2015	The updated Risk register for the entire Municipality was submitted to RMC held on 29 June 2015.	3	N/A	N/A	N/A	RMC report and RMC minutes.
											N/A	N/A	N/A	N/A	N/A	N/A	N/A	N/A	N/A	N/A	N/A	N/A	N/A	N/A
A	A1	IA 06	NKPA 1 - MUNICIPAL TRANSFORMATION & ORGANIZATIONAL DEVELOPMENT & NKPA 5 - GOOD GOVERNANCE & PUBLIC PARTICIPATION	Risk Management	Risk Management Strategy Update	N/A	2 updates	To ensure adequacy of the risk management strategy	Updated risk management strategy submitted to the SMC by 30 April 2015	Updated risk management strategy	Updated risk management strategy submitted to the SMC by 30 April 2015	Risk Management Strategy reports for the CBU, Economic Development, Financial Services & Infrastructure Services Business Units were submitted to the RMC held on 29 June 2015.	3	N/A	N/A	N/A	RMC reports and minutes of RMC meetings	Updated risk management strategy submitted to the SMC by 30 April 2015	Risk Management Strategy reports for ALL Business Units were submitted to RMC held on 13 April 2015(Community Services & Corporate Services) and CBU, Economic Development, Financial Services & Infrastructure Services Business Units were submitted to the RMC held on 29 June 2015.	3	N/A	N/A	N/A	RMC reports and minutes of RMC meetings
											N/A	N/A	N/A	N/A	N/A	N/A	N/A	N/A	N/A	N/A	N/A	N/A	N/A	N/A
A	A1	IA 07	NKPA 1 - MUNICIPAL TRANSFORMATION & ORGANIZATIONAL DEVELOPMENT & NKPA 5 - GOOD GOVERNANCE & PUBLIC PARTICIPATION	Risk Management	Effective Risk Management Committee	N/A	Risk Management Committee members appointed	To ensure that the Risk Management Committee members are properly appointed & constituted	All DMMs are members of the Risk Management Committee by 31 January 2015	Letters of appointment for the DMMs	N/A	N/A	NOT APPLICABLE	N/A	N/A	N/A	N/A	All DMMs are members of the Risk Management Committee by 31 January 2015	All DMMs were appointed and they are members of the Risk Management Committee.	3	N/A	N/A	N/A	Letters of appointment for the DMMs
											N/A	N/A	N/A	N/A	N/A	N/A	N/A	N/A	N/A	N/A	N/A	N/A	N/A	N/A
A	A1	IA 08	NKPA 1 - MUNICIPAL TRANSFORMATION & ORGANIZATIONAL DEVELOPMENT & NKPA 5 - GOOD GOVERNANCE & PUBLIC PARTICIPATION	Risk Management	Effective Risk Management Committee	N/A	No Charter/ Terms of Reference in place for the Audit Committee	To ensure that the Risk Management Committee has a Charter/ Terms of Reference	Risk Management Committee Charter/ Terms of Reference submitted to the SMC for approval by 31 January 2015	Date Risk Management Committee Charter/ Terms of Reference submitted to the SMC for approval	N/A	N/A	NOT APPLICABLE	N/A	N/A	N/A	N/A	Risk Management Committee Charter/ Terms of Reference submitted to the SMC for approval by 31 January 2015	RMC Charter was submitted to Audit Committee and approved by Council in March 2015.	3	N/A	N/A	N/A	Approved RMC charter and Council Minutes for evidence of approval.
											N/A	N/A	N/A	N/A	N/A	N/A	N/A	N/A	N/A	N/A	N/A	N/A	N/A	N/A

OPERATIONAL PLAN FOR THE 2014/2015 FINANCIAL YEAR
BUSINESS UNIT: CORPORATE BUSINESS UNIT
SUB UNIT: INTERNAL AUDIT

INDEX	IDP REFERENCE	OPERATIONAL PLAN REFERENCE	NATIONAL KEY PERFORMANCE AREA	PROGRAMME	PROJECT	WARD	BASELINE / STATUS QUO	MEASURABLE OBJECTIVE	ANNUAL TARGET / OUTPUT	PERFORMANCE MEASURE	PERFORMANCE REPORTING - QUARTER 4 - QUARTER ENDING JUNE 2015							PERFORMANCE REPORTING - ANNUAL REPORTING (1 JULY 2014 - 30 JUNE 2015)						
											QUARTER 4 - QUARTER ENDING JUNE 2015							ANNUAL REPORTING (1 JULY 2014 - 30 JUNE 2015)						
											QUARTER 4 TARGET	QUARTER 4 PROGRESS - ACTUAL	ACTUAL (1,2,3,4,5, Not Applicable)	REASON FOR DEVIATION	CORRECTIVE MEASURE	TIMEFRAME TO IMPLEMENT CORRECTIVE MEASURES	SOURCE DOCUMENT	ANNUAL TARGET	ANNUAL PROGRESS - ACTUAL	ACTUAL (1,2,3,4,5, Not Applicable)	REASON FOR DEVIATION	CORRECTIVE MEASURE	TIMEFRAME TO IMPLEMENT CORRECTIVE MEASURES	SOURCE DOCUMENT
A	A1	IA 09	NKPA 1 - MUNICIPAL TRANSFORMATION & ORGANIZATIONAL DEVELOPMENT & NKPA 5 - GOOD GOVERNANCE & PUBLIC PARTICIPATION	Risk Management	Effective Risk Management Committee	N/A	1 Risk register and risk management strategy reports produced and submitted to RMC	To ensure the Risk Management Committee is properly constituted & meets on bi-monthly basis	Three Risk register and risk management strategy reports produced and submitted to RMC	Number of reports submitted to RMC	Three Risk register and risk management strategy reports produced and submitted to RMC bythe 30th of May 2015	Risk register & Risk Management Strategy reports for ALL Business Units were submitted to RMC held on 16 February, 13 April and 29 June 2015.	3	N/A	N/A	N/A	RMC reports.	Three Risk register and risk management strategy reports produced and submitted to RMC	Risk register & Risk Management Strategy reports for ALL Business Units were submitted to RMC held on 16 February, 13 April and 29 June 2015.	3	N/A	N/A	N/A	RMC reports and minutes.
												N/A	N/A	N/A	N/A	N/A	N/A	N/A	N/A	N/A	N/A	N/A	N/A	N/A
A	A1	IA 10	NKPA 1 - MUNICIPAL TRANSFORMATION & ORGANIZATIONAL DEVELOPMENT & NKPA 5 - GOOD GOVERNANCE & PUBLIC PARTICIPATION	Risk Management	Prioritization of top ten risks	N/A	2 reports on the top ten risks with updates twice a year (3rd & fourth quarter) within 15 working days after the end of the each quarter	To ensure that the top ten risks are prioritized & brought to the attention of the SMC & that there are effective strategies the mitigate them	Two reports on the top ten risks with updates twice a year (3rd & fourth quarter) within 15 working days after the end of the each quarter	Two quarterly reports submitted to the SMC within 15 working days after the end of the quarter	1 quartely reports submitted to the SMC within 15 working days after the end of the quarter	Top 10 reports were submitted to SMC in February and May 2015.	3	N/A	N/A	N/A	SMC reports and minutes	Two reports on the top ten risks with updates twice a year (3rd & fourth quarter) within 15 working days after the end of the each quarter	Top 10 reports were submitted to SMC in February and May 2015.	3	N/A	N/A	N/A	SMC reports and minutes
											N/A	N/A	N/A	N/A	N/A	N/A	N/A	N/A	N/A	N/A	N/A	N/A	N/A	N/A
A	A3	IA 11	NKPA 1 - MUNICIPAL TRANSFORMATION & ORGANIZATIONAL DEVELOPMENT & NKPA 5 - GOOD GOVERNANCE & PUBLIC PARTICIPATION	Audit Committee Support	Strategic support to the Audit Committee	N/A	1 Draft Audit Committee work plan developed & submitted to the Audit Committee for consideration	To ensure effective Audit Committee that has a work plan	Draft Audit Committee work plan developed & submitted to the Audit Committee for consideration by 30 June 2015	Audit Committee work plan developed & resolution taken by the Audit Committee	Draft Audit Committee work plan developed & submitted to the Audit Committee for consideration by 30 June 2015	Draft Audit Committee work plan developed & submitted to the Audit Committee for consideration ON 23 April 2015	4	N/A	N/A	N/A	Report & Resolution of the SMC	Draft Audit Committee work plan developed & submitted to the Audit Committee for consideration by 30 June 2015	Draft Audit Committee work plan developed & submitted to the Audit Committee for consideration on 23 April 2015	4	N/A	N/A	N/A	Report & Resolution of the SMC
												N/A	N/A	N/A	N/A	N/A	N/A	N/A	N/A	N/A	N/A	N/A	N/A	N/A
A	A3	IA 12	NKPA 1 - MUNICIPAL TRANSFORMATION & ORGANIZATIONAL DEVELOPMENT & NKPA 5 - GOOD GOVERNANCE & PUBLIC PARTICIPATION	Management of the Co-sourced partners	Management of the performance of the Co-sourced partners	N/A	Not done previous years	To ensure that Co-sourced partner's performance is monitored & that poor performance is dealt with as per the SMC prescripts	Conduct two performance assessment on the four Co-sourced partners by 30 June 2015	Number of performance assessments done on the four co-sourced partners	Conduct two performance assessment on the four Co-sourced partners by 30 June 2015	Conduct two performance assessment on the four Co-sourced partners by 30 June 2016	3	N/A	N/A	N/A	Letters & emails	Conduct two performance assessment on the four Co-sourced partners by 30 June 2015	Conduct two performance assessment on the four Co-sourced partners by 30 June 2016	3	N/A	N/A	N/A	Letters & emails
											N/A	N/A	N/A	N/A	N/A	N/A	N/A	N/A	N/A	N/A	N/A	N/A	N/A	N/A

PERFORMANCE MANAGEMENT SYSTEM UNIT OVERVIEW
OPERATIONAL PLAN (OP) 2014/2015 4TH QUARTER & ANNUAL PROGRESS REPORT

	TOTAL PROJECTS	KEY
	1 NIL ACHIEVED	
	2 TARGET PARTIALLY MET	
	3 TARGET MET	
	4 TARGET EXCEEDED	
	5 TARGET EXCEEDED BY 100 %	
	NOT APPLICABLE	

1 PERFORMANCE MANAGEMENT SYSTEM UNIT OVERVIEW

1.1 TOTAL PROJECTS: 12
1.1.1 OPERATING PROJECTS 12
1.1.2 CAPITAL PROJECTS 0

1.2 GRAPHICAL REPRESENTATION OF PERFORMANCE: OPERATING PROJECTS

PERFORMANCE MANAGEMENT SYSTEM UNIT OVERVIEW
OPERATIONAL PLAN (OP) 2014/2015 4TH QUARTER & ANNUAL PROGRESS REPORT

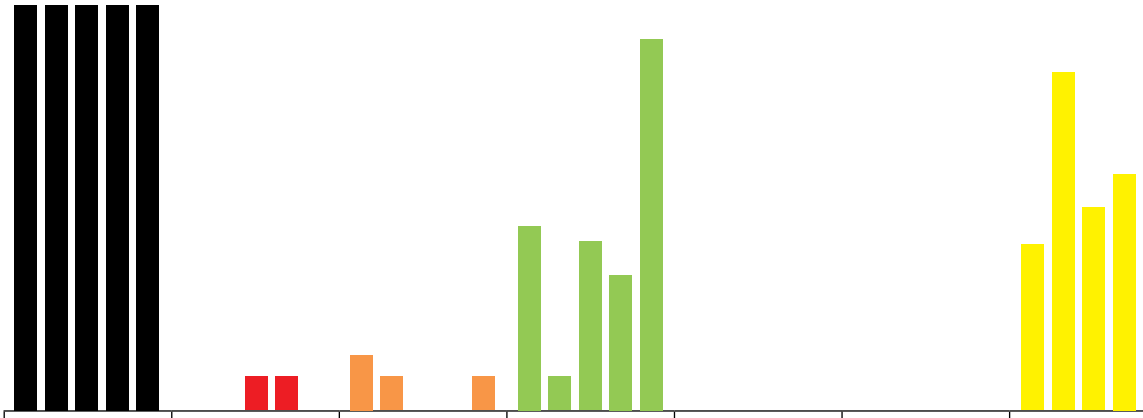

	Total Projects	1 Nil Achieved	2 Target Partially Met	3 Target Met	4 Target Exceeded	5 Target Exceeded by 100%	No Applicable
Quarter 1	100%	0%	13.63%	45.45%	0%	0%	40.90%
Quarter 2	100%	0%	8.33%	8.33%	0%	0%	83.33%
Quarter 3	100%	8.33%	0%	41.66%	0%	0%	50%
Quarter 4	100%	8.33%	0%	33.33%	0%	0%	50.33%
Annual	100%	0%	8.33%	91.66%	0%	0%	0%

OPERATIONAL PLAN FOR THE 2014/2015 FINANCIAL YEAR
BUSINESS UNIT: CORPORATE BUSINESS UNIT
SUB UNIT: OFFICE OF THE MUNICIPAL MANAGER (PERFORMANCE MANAGEMENT SYSTEM)

INDEX	IDP REFERENCE	OPERATIONAL PLAN REFERENCE	NATIONAL KEY PERFORMANCE AREA	PROGRAMME	PROJECT	WARD	BASELINE / STATUS QUO	MEASURABLE OBJECTIVE	ANNUAL TARGET / OUTPUT	PERFORMANCE MEASURE	PERFORMANCE REPORTING - QUARTER 4 - QUARTER ENDING JUNE 2015							PERFORMANCE REPORTING - ANNUAL REPORTING (1 JULY 2014 - 30 JUNE 2015)						
											QUARTER 4 - QUARTER ENDING JUNE 2015							ANNUAL REPORTING (1 JULY 2014 - 30 JUNE 2015)						
											QUARTER 4 TARGET	QUARTER 4 PROGRESS - ACTUAL	ACTUAL (1,2,3,4,5, Not Applicable)	REASON FOR DEVIATION	CORRECTIVE MEASURE	TIMEFRAME TO IMPLEMENT CORRECTIVE MEASURES	SOURCE DOCUMENT	ANNUAL TARGET	ANNUAL PROGRESS - ACTUAL	ACTUAL (1,2,3,4,5, Not Applicable)	REASON FOR DEVIATION	CORRECTIVE MEASURE	TIMEFRAME TO IMPLEMENT CORRECTIVE MEASURES	SOURCE DOCUMENT
A	A1	PMS 01	NKPA 1 - MUNICIPAL TRANSFORMATION & ORGANIZATIONAL DEVELOPMENT	Organizational Performance Management	SDBIP	N/A	Draft SDBIP 2014/2015 submitted to the Mayor on the 20th of June 2014	Draft SDBIP 2015/2016 submitted to the Mayor for approval within 28 days after the approval of the budget	Draft SDBIP 2015/2016 submitted to the Mayor for approval within 28 days after the approval of the budget	Date of submission of Draft SDBIP 2015/2016 to the Mayor for Approval	Draft SDBIP 2015/2016 submitted to the Mayor for approval within 28 days after the approval of the budget	Draft SDBIP 2015/2016 submitted to the Mayorand was approved on the 24th of June 2015 and Published on the 26th of June 2015	3	N/A	N/A	N/A	Approved SDBIP and Approval letter and Link To website	Draft SDBIP 2015/2016 submitted to the Mayor for approval within 28 days after the approval of the budget	Draft SDBIP 2015/2016 submitted to the Mayorand was approved on the 24th of June 2015 and Published on the 26th of June 2015	3	N/A	N/A	N/A	Approved SDBIP and Approval letter and Link To website
											N/A	N/A	N/A	N/A	N/A	N/A	N/A	N/A	N/A	N/A	N/A	N/A	N/A	N/A
A	A1	PMS 02	NKPA 1 - MUNICIPAL TRANSFORMATION & ORGANIZATIONAL DEVELOPMENT	Organizational Performance Management	SDBIP	N/A	SDBIP 2013/2014 made public within 14 days after the approval by the mayor	Approved SDBIP placed on municipal website	Approved SDBIP 2014/2015 made public within 14 days after the approval of the Mayor (placed on Municipal Website)	Date Approved SDBIP placed on municipal website annually	N/A	N/A	NOT APPLICABLE	N/A	N/A	N/A	N/A	Approved SDBIP 2014/2015 made public within 14 days after the approval of the Mayor (placed on Muncipal Website)	Approved SDBIP 2014/2015 was made public within 14 days after the approval of the Mayor (placed on Muncipal Website)	3	N/A	N/A	N/A	Approved SDBIP and website link
											N/A	N/A	N/A	N/A	N/A	N/A	N/A	N/A	N/A	N/A	N/A	N/A	N/A	N/A
A	A1	PMS 03	NKPA 1 - MUNICIPAL TRANSFORMATION & ORGANIZATIONAL DEVELOPMENT	Organizational Performance Management	SDBIP Monthly Reports	N/A	8 X SDBIP monthly reports submitted to the OMC	Submit 4 X SDBIP monthly reports to the OMC (End January, February, April, May)	4 X SDBIP monthly reports submitted to the OMC (End January, February, April, May)	Number of monthly SDBIP reports submitted to the OMC	4 X SDBIP monthly reports submitted to the OMC (End January, February, April, May)	4 X SDBIP monthly reports submitted to the OMC (End January, February, April, May)	3	N/A	N/A	N/A	Monthly OMC Agenda and SDBIP reports	4 X SDBIP monthly reports submitted to the OMC (End January, February, April, May)	4 X SDBIP monthly reports submitted to the OMC (End January, February, April, May)	3	N/A	N/A	N/A	Monthly OMC Agenda and SDBIP reports
											R126 120. 00	N/A	N/A	N/A	N/A	N/A	N/A	N/A	N/A	N/A	N/A	N/A	N/A	N/A
A	A1	PMS 04	NKPA 1 - MUNICIPAL TRANSFORMATION & ORGANIZATIONAL DEVELOPMENT	Organizational Performance Management	SDBIP Quarterly Reports	N/A	4 X SDBIP quarterly reports submitted to the OMC in 13/14 FY	Submission of 4 X SDBIP quarterly reports to the OMC (Q 4 of previous financial year, Q1 , Q2, Q3 of current financial year)	4 X SDBIP quarterly reports submitted to the OMC (Q 4 of previous financial year, Q1 , Q2, Q3 of current financial year)	Number of quarterly SDBIP reports submitted to the OMC	4 X SDBIP quarterly reports submitted to the OMC (Q 4 of previous financial year, Q1 , Q2, Q3 of current financial year)	4 X SDBIP quarterly reports submitted to the OMC (Q 4 of previous financial year, Q1 , Q2, Q3 of current financial year)	3	N/A	N/A	N/A	OMC Agenda and SDBIP Quartlery Reports	4 X SDBIP quarterly reports submitted to the OMC (Q 4 of previous financial year, Q1 , Q2, Q3 of current financial year)	4 X SDBIP quarterly reports submitted to the OMC (Q 4 of previous financial year, Q1 , Q2, Q3 of current financial year)	3	N/A	N/A	N/A	OMC Agenda and SDBIP Quartlery Reports
											R63 060. 00	N/A	N/A	N/A	N/A	N/A	N/A	N/A	N/A	N/A	N/A	N/A	N/A	N/A
A	A3	PMS 05	NKPA 1 - MUNICIPAL TRANSFORMATION & ORGANIZATIONAL DEVELOPMENT	Performance Management Reporting	Annual Performance Report	N/A	Completed Annual Performance Report submitted to the Auditor General by 31st August 2013	Completed Annual Performance Report submitted to the Auditor General by 31st August annually	Annual Performance Report submitted to the Auditor General by 31st August 2014	Date of submission of APR to the AG	N/A	N/A	NOT APPLICABLE	N/A	N/A	N/A	N/A	Annual Performance Report submitted to the Auditor General by 31st August 2014	Annual Performance Report submitted to the Auditor General by the 31st August 2014	3	N/A	N/A	N/A	Annual Performance Report
											N/A	N/A	N/A	N/A	N/A	N/A	N/A	N/A	N/A	N/A	N/A	N/A	N/A	N/A
A	A3	PMS 06	NKPA 1 - MUNICIPAL TRANSFORMATION & ORGANIZATIONAL DEVELOPMENT	Performance Management Reporting	Mid-Year Performance Review	N/A	Mid-Year Performance Review submitted to Council on the 25th of January 2014	Date of submission of Performance Review to Council annually	Mid-Year Performance review submitted to Council by the 25th of January 2015	Date of submission of Performance Review to Council annually	N/A	N/A	NOT APPLICABLE	N/A	N/A	N/A	N/A	Mid-Year Performance review submitted to Council by the 25th of January 2015	Mid-Year Performance review submitted to Council by the 25th of January 2015	3	N/A	N/A	N/A	Mid Year Report and Full Council Agenda and Resolution
											N/A	N/A	N/A	N/A	N/A	N/A	N/A	N/A	N/A	N/A	N/A	N/A	N/A	N/A

OPERATIONAL PLAN FOR THE 2014/2015 FINANCIAL YEAR
BUSINESS UNIT: CORPORATE BUSINESS UNIT
SUB UNIT: OFFICE OF THE MUNICIPAL MANAGER (PERFORMANCE MANAGEMENT SYSTEM)

INDEX	IDP REFERENCE	OPERATIONAL PLAN REFERENCE	NATIONAL KEY PERFORMANCE AREA	PROGRAMME	PROJECT	WARD	BASELINE / STATUS QUO	MEASURABLE OBJECTIVE	ANNUAL TARGET / OUTPUT	PERFORMANCE MEASURE	PERFORMANCE REPORTING - QUARTER 4 - QUARTER ENDING JUNE 2015							PERFORMANCE REPORTING - ANNUAL REPORTING (1 JULY 2014 - 30 JUNE 2015)						
											QUARTER 4 - QUARTER ENDING JUNE 2015							ANNUAL REPORTING (1 JULY 2014 - 30 JUNE 2015)						
											QUARTER 4 TARGET	QUARTER 4 PROGRESS - ACTUAL	ACTUAL (1,2,3,4,5, Not Applicable)	REASON FOR DEVIATION	CORRECTIVE MEASURE	TIMEFRAME TO IMPLEMENT CORRECTIVE MEASURES	SOURCE DOCUMENT	ANNUAL TARGET	ANNUAL PROGRESS - ACTUAL	ACTUAL (1,2,3,4,5, Not Applicable)	REASON FOR DEVIATION	CORRECTIVE MEASURE	TIMEFRAME TO IMPLEMENT CORRECTIVE MEASURES	SOURCE DOCUMENT
A	A1	PMS 07	NKPA 1 - MUNICIPAL TRANSFORMATION & ORGANIZATIONAL DEVELOPMENT	Performance Management Reporting	Annual Report	N/A	Annual Report 12/13 tabled in Council on the 25th of January 2014	Date of tabling of Annual Report tabled in Council annually	Annual Report tabled in Council by the 31st of January 2015	Date of tabling of Annual Report tabled in Council	N/A	N/A	NOT APPLICABLE	N/A	N/A	N/A	N/A	Annual Report tabled in Council by the 31st of January 2015	Annual Report tabled in Council on the 28th of January 2015	3	N/A	N/A	N/A	Annual Report and Full Council Agenda
											N/A	N/A	N/A	N/A	N/A	N/A	N/A	N/A	N/A	N/A	N/A	N/A	N/A	N/A
A	A3	PMS 08	NKPA 1 - MUNICIPAL TRANSFORMATION & ORGANIZATIONAL DEVELOPMENT	Performance Management Reporting	Oversight Report	N/A	Oversight Report tabled and adopted by Council on the 27th of March 2014	Oversight Report tabled and adopted by Council by the 31st March annually	Oversight Report tabled and adopted by Council by the 31st March 2015	Date Oversight Report is tabled and adopted by Council annually	N/A	N/A	NOT APPLICABLE	N/A	N/A	N/A	N/A	Oversight Report tabled and adopted by Council by the 31st March 2015	Oversight Report was tabled and adopted at the full on the 31st of March 2015	3	N/A	N/A	N/A	Oversight Report and Full Council Agenda
											N/A	N/A	N/A	N/A	N/A	N/A	N/A	N/A	N/A	N/A	N/A	N/A	N/A	N/A
A	A3	PMS 09	NKPA 1 - MUNICIPAL TRANSFORMATION & ORGANIZATIONAL DEVELOPMENT	Individual Performance Management	Level 3 Performance Agreements	N/A	27 x signed performance agreement for Managers up to level 3 completed on the 30th of July 2013	28 x signed performance agreements for Managers up to level 3 by the 31st of July annually	28 x signed performance agreements for Managers up to level 3 by the 31st of July 2014	Number & date of signed performance agreements for Managers up to level 3	N/A	N/A	NOT APPLICABLE	N/A	N/A	N/A	N/A	28 x signed performance agreements for Managers up to level 3 by the 31st of July 2014	28 x signed performance agreements for Managers up to level 3 by the 31st of July 2014	3	N/A	N/A	N/A	Signed Performance Agreements
											N/A	N/A	N/A	N/A	N/A	N/A	N/A	N/A	N/A	N/A	N/A	N/A	N/A	N/A
A	A3	PMS 10	NKPA 1 - MUNICIPAL TRANSFORMATION & ORGANIZATIONAL DEVELOPMENT	Individual Performance Management	S57 performance agreements	N/A	6 x signed performance agreements for S56/57 Managers on the 12th of July 2013	6 x signed performance agreements for S56/57 Managers by the 14th of July annually	6 x signed performance agreements for S56/57 Managers by the 14th of July annually	Number of signed performance agreements for S56/57 Managers by the 14th of July annually	N/A	N/A	NOT APPLICABLE	N/A	N/A	N/A	N/A	6 x signed performance agreements for S56/57 Managers by the 14th of July annually	6 x signed performance agreements for S56/57 Managers	3	N/A	N/A	N/A	Signed Performance Agreements and Website publication link
											N/A	N/A	N/A	N/A	N/A	N/A	N/A	N/A	N/A	N/A	N/A	N/A	N/A	N/A
A	A3	PMS 11	NKPA 1 - MUNICIPAL TRANSFORMATION & ORGANIZATIONAL DEVELOPMENT	Individual Performance Management	Performance assessments	N/A	33 Quarterly Assessments of all Managers up to level 3	34 x individual performance assessments of all managers up to level 3 conducted on a quarterly basis	34 x individual performance assessments of all managers up to level 3 conducted on a quarterly basis	Number of individual performance assessments of all managers up to level 3 conducted on a quarterly basis	34 x individual performance assessments of all managers up to level 3 conducted on a quarterly basis (Q3 assesments for the 14/15 financial year	2 x individual performance assessments of all managers up to level 3 conducted on a quarterly basis (Q3 assesments for the 14/15 financial year	1	Performance assessments dates were continoulsy changed during the course of the financial year due to the unavailabilty of senior managers.	Q3 assessment to be conducted in July & August 2015. For the 15/16 FY a report was approved for assessments during the FY of which all DMMs & the M:OMM has committed to.	1 month	2 x assessment evaluation forms for q3 of 14/15	34 x individual performance assessments of all managers up to level 3 conducted on a quarterly basis	Annual Assessment 13/14 completed, Q1 of 14/15 completed. Q2 of 14/15 completed. Q3 in progress.	2	Performance assessments dates were continoulsy changed during the course of the financial year due to the unavailabilty of senior managers.	Q3 assessment to be conducted in July & August 2015. For the 15/16 FY a report was approved for assessments during the FY of which all DMMs & the M:OMM has committed to.	1 month	Annual Assessment 13/14 assessment report, Q1 of 14/15 assessment report. Q2 of 14/15 assessment report. 2 x assessment evaluation forms for q3 of 14/15
											N/A	N/A	N/A	N/A	N/A	N/A	N/A	N/A	N/A	N/A	N/A	N/A	N/A	N/A
A	A4	PMS 12	NKPA 1 - MUNICIPAL TRANSFORMATION & ORGANIZATIONAL DEVELOPMENT	Individual Performance Management	Development of an individual Performance assessment Schedule	N/A	Individual Performance assessment schedule developed and submitted to SMC in June 2014	An Individual Performance Assessment schedule developed and submitted to SMC for approval	An Individual Performance Assessment schedule developed and submitted to SMC for approval by the 30th of May 2015	Date Individual Performance Assessment schedule developed and submitted to SMC for approval	An Individual Performance Assessment schedule developed and submitted to SMC for approval by the 30th of May 2015	Individual Performance Assessment schedule was developed and submitted to SMC for approval by the 30th of May 2015	3	N/A	N/A	N/A	SMC Agenda and Individual Performance Assesment Schedule	An Individual Performance Assessment schedule developed and submitted to SMC for approval by the 30th of May 2015	Individual Performance Assessment schedule was developed and submitted to SMC for approval by the 30th of May 2015	3	N/A	N/A	N/A	SMC Agenda and Individual Performance Assesment Schedule
											N/A	N/A	N/A	N/A	N/A	N/A	N/A	N/A	N/A	N/A	N/A	N/A	N/A	N/A

MARKETING MANAGEMENT UNIT OVERVIEW
OPERATIONAL PLAN (OP) 2014/2015 4TH QUARTER & ANNUAL PROGRESS REPORT

	TOTAL PROJECTS	KEY
	1 NIL ACHIEVED	
	2 TARGET PARTIALLY MET	
	3 TARGET MET	
	4 TARGET EXCEEDED	
	5 TARGET EXCEEDED BY 100 %	
	NOT APPLICABLE	

1 MARKETING MANAGEMENT UNIT OVERVIEW

1.1 TOTAL PROJECTS: 6
1.1.1 OPERATING PROJECTS 6
1.1.2 CAPITAL PROJECTS 0

1.2 GRAPHICAL REPRESENTATION OF PERFORMANCE: OPERATING PROJECTS

MARKETING MANAGEMENT UNIT OVERVIEW
OPERATIONAL PLAN (OP) 2014/2015 4TH QUARTER & ANNUAL PROGRESS REPORT

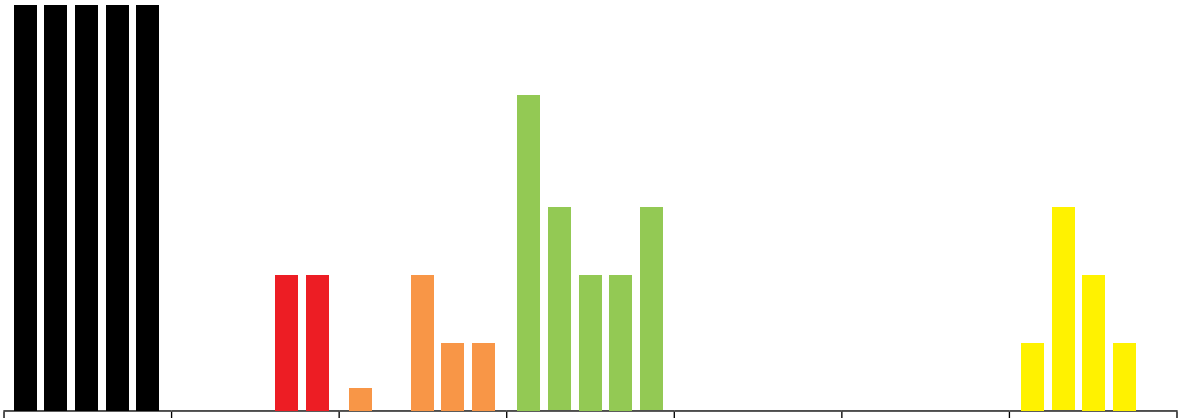

	Total Projects	1 Nil Achieved	2 Target Partially Met	3 Target Met	4 Target Exceeded	5 Target Exceeded by 100%	No Applicable
Quarter 1	100%	0%	5.55%	77.77%	0%	0%	16.66%
Quarter 2	100%	0%	0%	50%	0%	0%	50%
Quarter 3	100%	0%	33.33%	33.33%	0%	0%	33.33%
Quarter 4	100%	33.33%	16.66%	33.33%	0%	0%	16.66%
Annual	100%	33.33%	16.66%	50%	0%	0%	0%

OPERATIONAL PLAN FOR THE 2014/2015 FINANCIAL YEAR
BUSINESS UNIT: CORPORATE BUSINESS UNIT
SUB UNIT: MARKETING MANAGEMENT

INDEX	IDP REFERENCE	OPERATIONAL PLAN REFERENCE	NATIONAL KEY PERFORMANCE AREA	PROGRAMME	PROJECT	WARD	BASELINE / STATUS QUO	MEASURABLE OBJECTIVE	ANNUAL TARGET / OUTPUT	PERFORMANCE MEASURE	PERFORMANCE REPORTING - QUARTER 4 - QUARTER ENDING JUNE 2015							PERFORMANCE REPORTING - ANNUAL REPORTING (1 JULY 2014 - 30 JUNE 2015)						
											QUARTER 4 - QUARTER ENDING JUNE 2015							ANNUAL REPORTING (1 JULY 2014 - 30 JUNE 2015)						
											QUARTER 4 TARGET	QUARTER 4 PROGRESS - ACTUAL	ACTUAL (1,2,3,4,5, Not Applicable)	REASON FOR DEVIATION	CORRECTIVE MEASURE	TIMEFRAME TO IMPLEMENT CORRECTIVE MEASURES	SOURCE DOCUMENT	ANNUAL TARGET	ANNUAL PROGRESS - ACTUAL	ACTUAL (1,2,3,4,5, Not Applicable)	REASON FOR DEVIATION	CORRECTIVE MEASURE	TIMEFRAME TO IMPLEMENT CORRECTIVE MEASURES	SOURCE DOCUMENT
A	A1	MKT 01	NKPA 1 - MUNICIPAL TRANSFORMATION & ORGANIZATIONAL DEVELOPMENT	Events Management	Events Coordination	N/A	No municipal events calendar in place	A Municipal Events Calender developed and submitted to SMC for approval by Council	A Municipal Events Calender developed and submitted to SMC by the 31st of May 2015 for approval by Council	Date Municipal Events Calender developed and submitted to SMC for approval by Council	A Municipal Events Calender developed and submitted to SMC by the 31st of May 2015 for approval by Council	Draft Municipal Events Calendar submitted to M:OMM.	1	Awaiting feedback on the submitted Municipal Events Calendar from M:OMM	Edited and finalised Municipal Events Calendar to be submitted to SMC.		Draft Municipal Events Calendar	A Municipal Events Calender developed and submitted to SMC by the 31st of May 2015 for approval by Council	Draft Municipal Events Calendar submitted to M:OMM.	1	Awaiting feedback on the submitted Municipal Events Calendar from M:OMM	Edited and finalised Municipal Events Calendar to be submitted to SMC.		Draft Municipal Events Calendar
											N/A	N/A	N/A	N/A	N/A	N/A	N/A	N/A	N/A	N/A	N/A	N/A	N/A	N/A
A	A1	MKT 02	NKPA 1 - MUNICIPAL TRANSFORMATION & ORGANIZATIONAL DEVELOPMENT	Municpal Publications	Internal Newsletetr	N/A	8 x internal newsletters published in 2013/2014	8 X Internal Newsletters published on Corporate Communications and Municipal Website	8 X Internal Newsletters published on Corporate Communications and Municipal Website by the 30th of June 2015	Number of Internal Newsletters published on Corporate Communications and Municipal Website	8 X Internal Newsletters published on Corporate Communications and Municipal Website by the 30th of June 2015	9 X Internal Newsletters published on Corporate Communications and Municipal Website by the 30th of June 2015	3	N/A	N/A	N/A	Published internal newsletters on Corporate Communication and intranet link.	8 X Internal Newsletters published on Corporate Communications and Municipal Website by the 30th of June 2015	9 X Internal Newsletters published on Corporate Communications and Municipal Website by the 30th of June 2015	3	N/A	N/A	N/A	Published internal newsletters on Corporate Communication and intranet link.
											N/A	N/A	N/A	N/A	N/A	N/A	N/A	N/A	N/A	N/A	N/A	N/A	N/A	N/A
A	A1	MKT 03	NKPA 1 - MUNICIPAL TRANSFORMATION & ORGANIZATIONAL DEVELOPMENT	Municpal Publications	External newletter	N/A	12 x monthly External Newspapers published in 2013/2014	12 x Monthly Msunduzi Newpapers developed and published	12 x Monthly Msunduzi Newpapers developed and published by the 30th of June 2015	Number of Monthly Msunduzi Newpapers developed and published	12 x Monthly Msunduzi Newpapers developed and published by the 30th of June 2015	12 x Monthly Msunduzi Newpapers developed and published by the 30th of June 2015	3	N/A	N/A	N/A	Published Msunduzi News.	12 x Monthly Msunduzi Newpapers developed and published by the 30th of June 2015	12 x Monthly Msunduzi Newpapers developed and published by the 30th of June 2015	3	N/A	N/A	N/A	Published Msunduzi News.
											1 400 000. 00	N/A	N/A	N/A	N/A	N/A	N/A	N/A	N/A	N/A	N/A	N/A	N/A	N/A
A	A1	MKT 04	NKPA 1 - MUNICIPAL TRANSFORMATION & ORGANIZATIONAL DEVELOPMENT	Review Marketing and Communication strategy	Strategy review	N/A	2012/2013 approved Marketing & Communication Strategy	Reviewed Marketing & Communication Strategy developed and submitted to SMC	Reviewed Marketing & Communication Strategy developed and submitted to SMC by the 30th of May 2015	Date Reviewed Marketing & Communication Strategy developed and submitted to SMC	Reviewed Marketing & Communication Strategy developed and submitted to SMC by the 30th of May 2015	Draft Marketing and Communications Strategy developed and submitted to M:OMM.	1	Awaiting feedback on draft from M:OMM.	Finalised Marketing and Strategy submitted to SMC.		Draft Marketing and Communications strategy.	Reviewed Marketing & Communication Strategy developed and submitted to SMC by the 30th of May 2015	Draft Marketing and Communications Strategy developed and submitted to M:OMM.	1	Awaiting feedback on draft from M:OMM.	Edited and finalised Marketing and Communications strategy to be submitted to SMC.		Draft Marketing and Communications strategy.
											N/A	N/A	N/A	N/A	N/A	N/A	N/A	N/A	N/A	N/A	N/A	N/A	N/A	N/A
A	A1	MKT 05	NKPA 1 - MUNICIPAL TRANSFORMATION & ORGANIZATIONAL DEVELOPMENT	Stakeholder Coordination	Quarterly engagements	N/A	Media engagements meetings held	Quarterly Media/Stakeholder Liaison engagements conducted	4 x Quarterly Media/Stakeholder Liaison engagements conducted by the 30th of June 2015	Number of Quarterly Media/ Stakeholder Liaison engagements conducted	4 x Quarterly Media/ Stakeholder Liaison engagements conducted by the 30th of June 2015	2 X Quartely Media / Stakeholder Liaison engagements conducted by 30th June 2015.	2	Lack of proper planning.	Planning for the media liaison early on in the year.		Proposed dates and topics for the 2015 / 2016 Quartely Media / Stakeholder Liaison engagements.	4 x Quarterly Media/ Stakeholder Liaison engagements conducted by the 30th of June 2015	2 X Quartely Media / Stakeholder Liaison engagements conducted by 30th June 2015.	2	Lack of proper planning.	Planning for the media liaison early on in the year.		Proposed dates and topics for the 2015 / 2016 Quartely Media / Stakeholder Liaison engagements.
											N/A	N/A	N/A	N/A	N/A	N/A	N/A	N/A	N/A	N/A	N/A	N/A	N/A	N/A

OPERATIONAL PLAN FOR THE 2014/2015 FINANCIAL YEAR
BUSINESS UNIT: CORPORATE BUSINESS UNIT
SUB UNIT: MARKETING MANAGEMENT

INDEX	IDP REFERENCE	OPERATIONAL PLAN REFERENCE	NATIONAL KEY PERFORMANCE AREA	PROGRAMME	PROJECT	WARD	BASELINE / STATUS QUO	MEASURABLE OBJECTIVE	ANNUAL TARGET / OUTPUT	PERFORMANCE MEASURE	PERFORMANCE REPORTING - QUARTER 4 - QUARTER ENDING JUNE 2015							PERFORMANCE REPORTING - ANNUAL REPORTING (1 JULY 2014 - 30 JUNE 2015)						
											QUARTER 4 - QUARTER ENDING JUNE 2015							ANNUAL REPORTING (1 JULY 2014 - 30 JUNE 2015)						
											QUARTER 4 TARGET	QUARTER 4 PROGRESS - ACTUAL	ACTUAL (1,2,3,4,5, Not Applicable)	REASON FOR DEVIATION	CORRECTIVE MEASURE	TIMEFRAME TO IMPLEMENT CORRECTIVE MEASURES	SOURCE DOCUMENT	ANNUAL TARGET	ANNUAL PROGRESS - ACTUAL	ACTUAL (1,2,3,4,5, Not Applicable)	REASON FOR DEVIATION	CORRECTIVE MEASURE	TIMEFRAME TO IMPLEMENT CORRECTIVE MEASURES	SOURCE DOCUMENT
A	A1	MKT 06	NKPA 1 - MUNICIPAL TRANSFORMATION & ORGANIZATIONAL DEVELOPMENT	Event Management	Development of Events Management Policy	N/A	N/A (NEW KPI)	An Events Management Policy developed and submitted to SMC for approval by Council	An Events Management Policy developed and submitted to SMC by the 28th of February 2015 for approval by Council	Date Events Management Policy developed and submitted to SMC for approval by Council	N/A	N/A	NOT APPLICABLE	N/A	N/A	N/A	N/A	An Events Management Policy developed and submitted to SMC by the 28th of February 2015 for approval by Council	An Events Management Policy developed and submitted to SMC for approval by Council	3	N/A	N/A	N/A	N/A
											N/A	N/A	N/A	N/A	N/A	N/A	N/A	N/A	N/A	N/A	N/A	N/A	N/A	N/A

INTEGRATED DEVELOPMENT PLAN UNIT OVERVIEW
OPERATIONAL PLAN (OP) 2014/2015 4TH QUARTER & ANNUAL PROGRESS REPORT

	TOTAL PROJECTS	KEY
	1 NIL ACHIEVED	
	2 TARGET PARTIALLY MET	
	3 TARGET MET	
	4 TARGET EXCEEDED	
	5 TARGET EXCEEDED BY 100 %	
	NOT APPLICABLE	

1 INTEGRATED DEVELOPMENT PLAN UNIT OVERVIEW

1.1 TOTAL PROJECTS: 6
1.1.1 OPERATING PROJECTS 6
1.1.2 CAPITAL PROJECTS 0

1.2 GRAPHICAL REPRESENTATION OF PERFORMANCE: OPERATING PROJECTS

INTEGRATED DEVELOPMENT PLAN UNIT OVERVIEW
OPERATIONAL PLAN (OP) 2014/2015 4TH QUARTER & ANNUAL PROGRESS REPORT

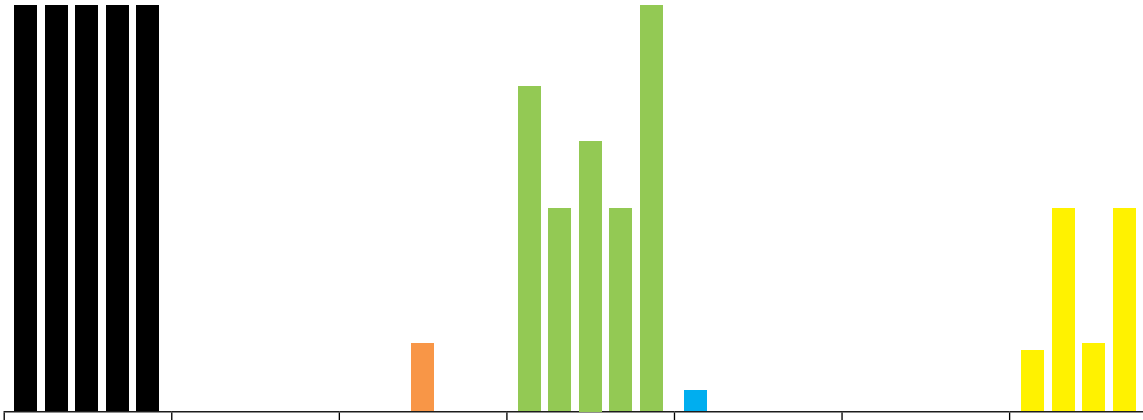

	Total Projects	1 Nil Achieved	2 Target Partially Met	3 Target Met	4 Target Exceeded	5 Target Exceeded by 100%	No Applicable
Quarter 1	100%	0%	0%	80%	5%	0%	15%
Quarter 2	100%	0%	0%	50%	0%	0%	50%
Quarter 3	100%	0%	16.66%	66.66%	0%	0%	16.66%
Quarter 4	100%	0%	0%	50%	0%	0%	50%
Annual	100%	0%	0%	100%	0%	0%	0%

OPERATIONAL PLAN FOR THE 2014/2015 FINANCIAL YEAR
BUSINESS UNIT: CORPORATE BUSINESS UNIT
SUB UNIT: INTEGRATED DEVELOPMENT PLAN

INDEX	IDP REFERENCE	OPERATIONAL PLAN REFERENCE	NATIONAL KEY PERFORMANCE AREA	PROGRAMME	PROJECT	WARD	BASELINE / STATUS QUO	MEASURABLE OBJECTIVE	ANNUAL TARGET / OUTPUT	PERFORMANCE MEASURE	PERFORMANCE REPORTING - QUARTER 4 - QUARTER ENDING JUNE 2015							PERFORMANCE REPORTING - ANNUAL REPORTING (1 JULY 2014 - 30 JUNE 2015)						
											QUARTER 4 - QUARTER ENDING JUNE 2015							ANNUAL REPORTING (1 JULY 2014 - 30 JUNE 2015)						
											QUARTER 4 TARGET	QUARTER 4 PROGRESS - ACTUAL	ACTUAL (1,2,3,4,5, Not Applicable)	REASON FOR DEVIATION	CORRECTIVE MEASURE	TIMEFRAME TO IMPLEMENT CORRECTIVE MEASURES	SOURCE DOCUMENT	ANNUAL TARGET	ANNUAL PROGRESS - ACTUAL	ACTUAL (1,2,3,4,5, Not Applicable)	REASON FOR DEVIATION	CORRECTIVE MEASURE	TIMEFRAME TO IMPLEMENT CORRECTIVE MEASURES	SOURCE DOCUMENT
A	A1	IDP 01	NKPA 1 - MUNICIPAL TRANSFORMATION & ORGANIZATIONAL DEVELOPMENT	Improve Municipal Planning and Spatial development	IDP process plan	N/A	Process Plan developed and adopted by 30 September	IDP Process plan developed and submitted to Council	IDP Process plan developed and submitted to Council by the 30th of August 2014 for approval	Date IDP Process plan developed and submitted to Council for approval	N/A	N/A	NOT APPLICABLE	N/A	N/A	N/A	IDP process Plan and resolution	IDP Process plan developed and submitted to Council by the 30th of August 2014 for approval	IDP Process plan developed and submitted to Council by the 30th of August 2014 for approval	3	N/A	N/A	N/A	IDP process Plan and resolution
											N/A	N/A	N/A	N/A	N/A	N/A					N/A	N/A	N/A	
A	A1	IDP 02	NKPA 1 - MUNICIPAL TRANSFORMATION & ORGANIZATIONAL DEVELOPMENT	Improve Municipal Planning and Spatial development	IDP Implementation	N/A	2015-16 IDP review Developed and adopted	2015-16 IDP review Developed and Submitted to Council for approval	2015-16 IDP review Developed and Submitted to Council by the 25th of March 2015 for approval	Date 2015-16 IDP review Developed and Submitted to Council for approval	N/A	N/A	NOT APPLICABLE	N/A	N/A	N/A	IDP Review and Council report	2015-16 IDP review Developed and Submitted to Council by the 25th of March 2015 for approval	2015-16 IDP review Developed and Submitted to Council by the 25th of March 2015 for approval	3	N/A	N/A	N/A	IDP Review and Council report
											N/A	N/A	N/A	N/A	N/A	N/A					N/A	N/A	N/A	
A	A1	IDP 03	NKPA 1 - MUNICIPAL TRANSFORMATION & ORGANIZATIONAL DEVELOPMENT	Improve Municipal Planning and Spatial development	IDP Implementation	N/A	0 alignment working group held	2 x IDP Internal Alignment working group sessions convened	2 x IDP Internal Alignment working group sessions convened by the 30th of April 2015	Number of IDP Internal Alignment working group sessions convened	2 x IDP Internal Alignment working group sessions convened by the 30th of April 2015	2 x IDP Internal Alignment working group sessions convened by the 30th of April 2015	3	N/A	N/A	N/A	Minutes and attendance registers	2 x IDP Internal Alignment working group sessions convened by the 30th of April 2015	2 x IDP Internal Alignment working group sessions convened by the 30th of April 2015	3	N/A	N/A	N/A	Minutes and attendance registers
											12 500	4 000	3	N/A	N/A	N/A					N/A	N/A	N/A	
E	E3	IDP 04	NKPA 5 - GOOD GOVERNANCE & PUBLIC PARTICIPATION	Improve Municipal Planning and Spatial development	IDP implementation	N/A	0 IDP representatives forum Held	3 x IDP Representatives forum meetings convened	3 x IDP Representatives forum meetings convened by the 30th of June 2015	Number of IDP Representatives forum meetings convened	3 x IDP Representatives forum meetings convened by the 30th of June 2015	3 x IDP Representatives forum meetings convened by the 30th of June 2015	3	N/A	N/A	N/A	Minutes and attendance registers	3 x IDP Representatives forum meetings convened by the 30th of June 2015	3 x IDP Representatives forum meetings convened by the 30th of June 2015	3	N/A	N/A	N/A	Minutes and attendance registers
											25 000	18 000	3	N/A	N/A	N/A					N/A	N/A	N/A	
E	E2	IDP 05	NKPA 5 - GOOD GOVERNANCE & PUBLIC PARTICIPATION NKPA 5 - GOOD GOVERNANCE & PUBLIC PARTICIPATION	Improve Municipal Planning and Spatial development	IDP Implementation	N/A	5 IDP road shows facilitated and conducted	6 x IDP/budget roadshow sessions held	6 x IDP/budget roadshow sessions held by the 31st of March 2015	Number of IDP/ budget roadshow sessions held	N/A	N/A	NOT APPLICABLE	N/A	N/A	N/A	Minutes and attendance registers	6 x IDP/ budget roadshow sessions held by the 31st of March 2015	6 x IDP/ budget roadshow sessions held by the 31st of March 2015	3	N/A	N/A	N/A	Minutes and attendance registers
											N/A	N/A	N/A	N/A	N/A	N/A					N/A	N/A	N/A	
A	A1	IDP 06	NKPA 1 - MUNICIPAL TRANSFORMATION & ORGANIZATIONAL DEVELOPMENT	Improve Municipal Planning and Spatial development	IDP Implementation	N/A	Community needs circulated to Sector Departments	4 x sets of Community needs collated and circulated to Sector departments	4 x sets of Community needs collated and circulated to Sector departments by the 30th of June 2015	Number of sets of Community needs collated and circulated to Sector departments	4 x sets of Community needs collated and circulated to Sector departments by the 30th of June 2015	4 x sets of Community needs collated and circulated to Sector departments by the 30th of June 2015	3	N/A	N/A	N/A	Sets of Community needs	4 x sets of Community needs collated and circulated to Sector departments by the 30th of June 2015	4 x sets of Community needs collated and circulated to Sector departments by the 30th of June 2015	3	N/A	N/A	N/A	Sets of Community needs
											N/A	N/A	N/A	N/A	N/A	N/A					N/A	N/A	N/A	

OPERATIONAL PLAN 2014/2015 - FINANCE BUSINESS UNIT

FINANCE BUSINESS UNIT OVERVIEW
OPERATIONAL PLAN (OP) 2014/2015 4TH QUARTER & ANNUAL PROGRESS REPORT

	TOTAL PROJECTS	KEY
	1 NIL ACHIEVED	
	2 TARGET PARTIALLY MET	
	3 TARGET MET	
	4 TARGET EXCEEDED	
	5 TARGET EXCEEDED BY 100 %	
	NOT APPLICABLE	

1 FINANCE BUSINESS UNIT OVERVIEW

1.1 TOTAL PROJECTS: 42
1.1.1 OPERATING PROJECTS 42
1.1.2 CAPITAL PROJECTS 0

1.2 GRAPHICAL REPRESENTATION OF PERFORMANCE: OPERATING PROJECTS

FINANCE BUSINESS UNIT OVERVIEW
OPERATIONAL PLAN (OP) 2014/2015 4TH QUARTER & ANNUAL PROGRESS REPORT

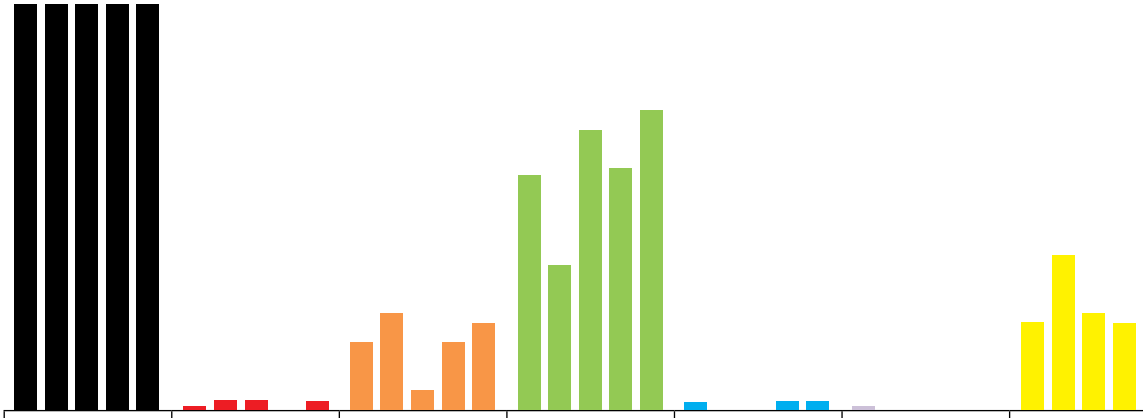

	Total Projects	1 Nil Achieved	2 Target Partially Met	3 Target Met	4 Target Exceeded	5 Target Exceeded by 100%	No Applicable
Quarter 1	100%	0.98%	16.66%	57.84%	1.96%	0.98%	21.56%
Quarter 2	100%	2.38%	23.80%	35.71%	0%	0%	38.09%
Quarter 3	100%	2.38%	4.76%	69.04%	0%	0%	23.80%
Quarter 4	100%	0%	16.66%	59.52%	2%	0%	21.42%
Annual	100%	2%	21.42%	73.80%	2%	0%	0%

BUDGET & TREASURY UNIT OVERVIEW
OPERATIONAL PLAN (OP) 2014/2015 4TH QUARTER & ANNUAL PROGRESS REPORT

	TOTAL PROJECTS	KEY
	1 NIL ACHIEVED	
	2 TARGET PARTIALLY MET	
	3 TARGET MET	
	4 TARGET EXCEEDED	
	5 TARGET EXCEEDED BY 100 %	
	NOT APPLICABLE	

1 BUDGET & TREASURY UNIT OVERVIEW

1.1 TOTAL PROJECTS: 11
1.1.1 OPERATING PROJECTS 11
1.1.2 CAPITAL PROJECTS 0

1.2 GRAPHICAL REPRESENTATION OF PERFORMANCE: OPERATING PROJECTS

BUDGET & TREASURY UNIT OVERVIEW
OPERATIONAL PLAN (OP) 2014/2015 4TH QUARTER & ANNUAL PROGRESS REPORT

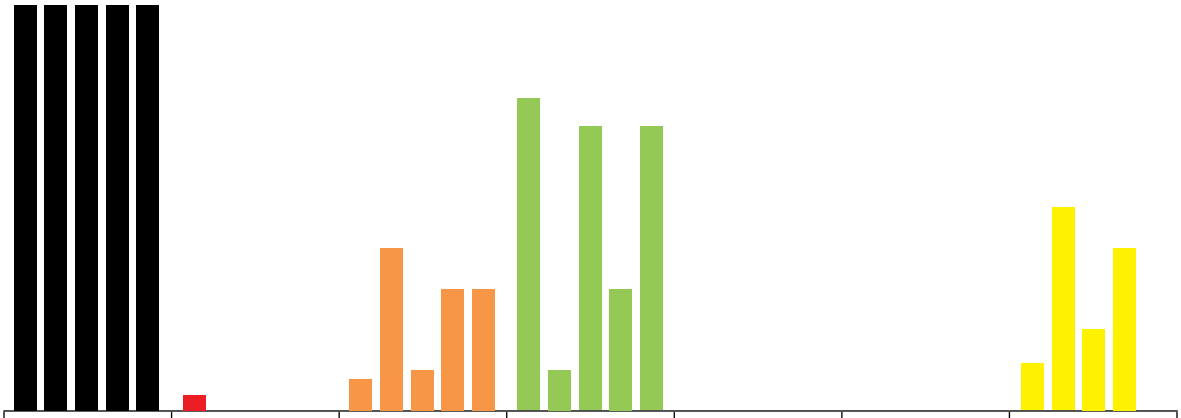

	Total Projects	1 Nil Achieved	2 Target Partially Met	3 Target Met	4 Target Exceeded	5 Target Exceeded by 100%	No Applicable
Quarter 1	100%	3.84%	7.69%	76.92%	0%	0%	11.53%
Quarter 2	100%	0%	40%	10%	0%	0%	50%
Quarter 3	100%	0%	10%	70%	0%	0%	20%
Quarter 4	100%	0%	30%	30%	0%	0%	40%
Annual	100%	0%	30%	70%	0%	0%	0%

OPERATIONAL PLAN FOR THE 2014/2015 FINANCIAL YEAR
BUSINESS UNIT: FINANCE
SUB UNIT: BUDGET & TREASURY

INDEX	IDP REFERENCE	OPERATIONAL PLAN REFERENCE	NATIONAL KEY PERFORMANCE AREA	PROGRAMME	PROJECT	WARD	BASELINE / STATUS QUO	MEASURABLE OBJECTIVE	ANNUAL TARGET / OUTPUT	PERFORMANCE MEASURE	PERFORMANCE REPORTING - QUARTER 4 - QUARTER ENDING JUNE 2015							PERFORMANCE REPORTING - ANNUAL REPORTING (1 JULY 2014 - 30 JUNE 2015)						
											QUARTER 4 - QUARTER ENDING JUNE 2015							ANNUAL REPORTING (1 JULY 2014 - 30 JUNE 2015)						
											QUARTER 4 TARGET	QUARTER 4 PROGRESS - ACTUAL	ACTUAL (1,2,3,4,5, Not Applicable)	REASON FOR DEVIATION	CORRECTIVE MEASURE	TIMEFRAME TO IMPLEMENT CORRECTIVE MEASURES	SOURCE DOCUMENT	ANNUAL TARGET	ANNUAL PROGRESS - ACTUAL	ACTUAL (1,2,3,4,5, Not Applicable)	REASON FOR DEVIATION	CORRECTIVE MEASURE	TIMEFRAME TO IMPLEMENT CORRECTIVE MEASURES	SOURCE DOCUMENT
D	D3	B & T 01	NKPA 4 - FINANCIAL VIABILITY & FINANCIAL MANAGEMENT	IDP/Budget process plan	Implementation of process plan	N/A	Final Draft budget submitted to SMC by the 30th of April 2014	Final Draft budget for 2015/16 FY & two outer years prepared & submitted to SMC	Final Draft budget for 2015/16 FY & two outer years prepared & submitted to SMC by the 28 February 2015	Date Final Draft budget for 2015/16 FY & two outer years prepared & submitted to SMC	N/A	N/A	NOT APPLICABLE	N/A	N/A	N/A	N/A	Final Draft budget for 2015/16 FY & two outer years prepared & submitted to SMC by the 28 February 2015	Draft budget tabled to SMC in March	3	Delayed in the process of preparation	Draft has already been tabled (9th March 2015) instead	Already done in March	SMC resolution on draft budget
											N/A	N/A	N/A	N/A	N/A	N/A	N/A	N/A	N/A	N/A	N/A	N/A	N/A	N/A
D	D3	B & T 02	NKPA 4 - FINANCIAL VIABILITY & FINANCIAL MANAGEMENT	IDP/Budget process plan	Implementation of process plan	N/A	Summary of the approved budget and tariff of charges for the 2015/2016 FY advertised by the 30th of June 2014	Summary of the approved budget and tariff of charges for the 2015/2016 FY advertised	Summary of the approved budget and tariff of charges for the 2015/2016 FY advertised by the 30th of June 2015	Date Summary of the approved budget and tariff of charges for the 2015/2016 FY advertised	Summary of the approved budget and tariff of charges for the 2015/2016 FY advertised by the 30th of June 2015	Summary of the approved budget and tariff of charges for the 2015/2016 FY advertised by the 30th of June 2015	3	N/A	N/A	N/A	N/A	Summary of the approved budget and tariff of charges for the 2015/2016 FY advertised by the 30th of June 2015	Summary of the approved budget and tariff of charges for the 2015/2016 FY advertised by the 30th of June 2015	3	N/A	N/A	N/A	N/A
											N/A	N/A	N/A	N/A	N/A	N/A	N/A	N/A	N/A	N/A	N/A	N/A	N/A	N/A
D	D3	B & T 03	NKPA 4 - FINANCIAL VIABILITY & FINANCIAL MANAGEMENT	Financial reporting and auditing	Preparation of annual financial statements	N/A	Annual Financial Statements submitted to the AG on the 31st of August 2013	Annual financial statements for the 13/14 FY prepared and submitted to AG	Annual financial statements for the 13/14 FY prepared and submitted to AG by the 31st of August 2014	Date Annual financial statements for the 13/14 FY prepared and submitted to AG	N/A	N/A	NOT APPLICABLE	N/A	N/A	N/A	N/A	Annual financial statements for the 13/14 FY prepared and submitted to AG by the 31st of August 2014	Annual financial statements for the 2013/14 financial year were submitted by the 31st August 2014	3				Acknowledgement letter from AG
											N/A	N/A	N/A	N/A	N/A	N/A	N/A	N/A	N/A	N/A	N/A	N/A	N/A	N/A
D	D3	B & T 04	NKPA 4 - FINANCIAL VIABILITY & FINANCIAL MANAGEMENT	Financial reporting	Compliance	N/A	Section 71 reports were prepared and submitted within 10 working days after each month end for 2013/14 Financial year	12 x S71 reports produced and submitted to SMC within 10 working days after the end of each month	12 x S71 reports produced and submitted to SMC within 10 working days after the end of each month by the 30th of June 2015	Number of S71 reports produced and submitted to SMC within 10 working days after the end of each month by the 30th of June 2015	12 x S71 reports produced and submitted to SMC within 10 working days after the end of each month by the 30th of June 2015	10 x S71 reports produced and submitted to SMC within 10 working days after the end of each month by the 30th of June 2015	2	May S71 is being finalised	to be submitted during July 2015	to be submitted during July 2015	SMC resolution	12 x S71 reports produced and submitted to SMC within 10 working days after the end of each month by the 30th of June 2015	11 x S71 reports produced and submitted to SMC within 10 working days after the end of each month by the 30th of June 2015	2	May S71 is being finalised	to be submitted during July 2015	to be submitted during July 2015	SMC resolution
											N/A	N/A	N/A	N/A	N/A	N/A	N/A	N/A	N/A	N/A	N/A	N/A	N/A	N/A
D	D3	B & T 05	NKPA 4 - FINANCIAL VIABILITY & FINANCIAL MANAGEMENT	Financial reporting	Compliance	N/A	Quarterly submission of Section 52(d) reports to SMC done on an ad-hoc basis in 13/14 FY	4 x Quarterly reports on Section 52(d) produced and submitted to SMC within 10 working days after the end of each Quarter	4 x Quarterly reports on Section 52(d) produced and submitted to SMC within 10 working days after the end of each Quarter by the 30th of June 2015	Number of Quarterly reports on Section 52(d) produced and submitted to SMC within 10 working days after the end of each Quarter	4 x Quarterly reports on Section 52(d) produced and submitted to SMC within 10 working days after the end of each Quarter by the 30th of June 2015	Reports for 3 quarters have been submitted the 4th quarter is in progress	2	still within the timelines in terms of the target	In process of preparation of the report	During July 2015	SMC resolution	4 x Quarterly reports on Section 52(d) produced and submitted to SMC within 10 working days after the end of each Quarter by the 30th of June 2015	4 quarters have been submitted to SMC which is inclusisve of 2013/14 last quarter	3	N/A	N/A	N/A	SCM resolution
											N/A	N/A	N/A	N/A	N/A	N/A	N/A	N/A	N/A	N/A	N/A	N/A	N/A	N/A

OPERATIONAL PLAN FOR THE 2014/2015 FINANCIAL YEAR
BUSINESS UNIT: FINANCE
SUB UNIT: BUDGET & TREASURY

INDEX	IDP REFERENCE	OPERATIONAL PLAN REFERENCE	NATIONAL KEY PERFORMANCE AREA	PROGRAMME	PROJECT	WARD	BASELINE / STATUS QUO	MEASURABLE OBJECTIVE	ANNUAL TARGET / OUTPUT	PERFORMANCE MEASURE	PERFORMANCE REPORTING - QUARTER 4 - QUARTER ENDING JUNE 2015							PERFORMANCE REPORTING - ANNUAL REPORTING (1 JULY 2014 - 30 JUNE 2015)						
											QUARTER 4 - QUARTER ENDING JUNE 2015							ANNUAL REPORTING (1 JULY 2014 - 30 JUNE 2015)						
											QUARTER 4 TARGET	QUARTER 4 PROGRESS - ACTUAL	ACTUAL (1,2,3,4,5, Not Applicable)	REASON FOR DEVIATION	CORRECTIVE MEASURE	TIMEFRAME TO IMPLEMENT CORRECTIVE MEASURES	SOURCE DOCUMENT	ANNUAL TARGET	ANNUAL PROGRESS - ACTUAL	ACTUAL (1,2,3,4,5, Not Applicable)	REASON FOR DEVIATION	CORRECTIVE MEASURE	TIMEFRAME TO IMPLEMENT CORRECTIVE MEASURES	SOURCE DOCUMENT
D	D3	B & T 06	NKPA 4 - FINANCIAL VIABILITY & FINANCIAL MANAGEMENT	Financial reporting	Compliance	N/A	2013/14 mid-year report tabled by 25 January 2014	Section 72 (mid-year) budget performance report prepared and submitted to SMC	Section 72 (mid-year) budget performance report prepared and submitted to SMC by the 25th of January 2015	Date Section 72 (mid-year) budget performance report prepared and submitted to SMC	N/A	N/A	NOT APPLICABLE	N/A	N/A	N/A	N/A	Section 72 (mid-year) budget performance report prepared and submitted to SMC by the 25th of January 2015	Section 72 (mid-year) budget performance report prepared and submitted to SMC by the 25th of January 2015	3	N/A	N/A	N/A	S72 report and SMC resolution
											N/A	N/A	N/A	N/A	N/A	N/A	N/A				N/A	N/A	N/A	
D	D3	B & T 07	NKPA 4 - FINANCIAL VIABILITY & FINANCIAL MANAGEMENT	Financial reporting	Compliance	N/A	Grants financial report was tabled to SMC monthly during the 2013/14 FY	12 x Monthly monitoring of grants reports prepared and submitted to SMC	12 x Monthly monitoring of grants reports prepared and submitted to SMC by the 30th of June 2015	Number of Monthly monitoring of grants reports prepared and submitted to SMC	12 x Monthly monitoring of grants reports prepared and submitted to SMC by the 15th after month end.	12 x Monthly monitoring of grants reports prepared and submitted to SMC by the 15th after month end.	3	N/A	N/A	N/A	SMC resolutions	12 x Monthly monitoring of grants reports prepared and submitted to SMC by the 30th of June 2015	12 x Monthly monitoring of grants reports prepared and submitted to SMC by the 15th after month end.	3	N/A	N/A	N/A	SMC resolutions
											N/A	N/A	N/A	N/A	N/A	N/A	N/A	N/A	N/A	N/A	N/A	N/A	N/A	N/A
D	D3	B & T 08	NKPA 4 - FINANCIAL VIABILITY & FINANCIAL MANAGEMENT	Financial reporting	Compliance	N/A	Section 66 reports are prepared and submitted within 10 working days after each month end for 2013/14 year	12 x Monthly S66 reports produced and submitted to SMC within 10 working days after the end of each month	12 x Monthly S66 reports produced and submitted to SMC within 10 working days after the end of each month by the 30th of June 2015	Number of Monthly S66 reports produced and submitted to SMC within 10 working days after the end of each month	12 x Monthly S66 reports produced and submitted to SMC within 10 working days after the end of each month by the 30th of June 2015	11 x Monthly S66 reports produced and submitted to SMC within 10 working days after the end of each month by the 30th of June 2015	2	May report is outstanding	report is to be finalised and submitted to SMC	July 2015 the report would been submitted to SMC	SMC resolution	12 x Monthly S66 reports produced and submitted to SMC within 10 working days after the end of each month by the 30th of June 2015	11 x Monthly S66 reports produced and submitted to SMC within 10 working days after the end of each month by the 30th of June 2015	2	May report is outstanding	report is to be finalised and submitted to SMC	July 2015 the report would been submitted to SMC	SMC resolution
											N/A	N/A	N/A	N/A	N/A	N/A	N/A	N/A	N/A	N/A	N/A	N/A	N/A	N/A
D	D3	B & T 09	NKPA 4 - FINANCIAL VIABILITY & FINANCIAL MANAGEMENT	Financial reporting	Compliance	N/A	12 x Monthly Cash flow reports prepared and submitted to SMC in 13/14 FY	12 x Monthly Cash flow reports prepared and submitted to SMC	12 x Monthly Cash flow reports prepared and submitted to SMC by the 30th of June 2015	Number of Monthly Cash flow reports prepared and submitted to SMC	12 x Monthly Cash flow reports prepared and submitted to SMC by the 15th after month end.	12 monthly cash flow reports were prepared and submitted to SMC (inclusive of 2013/14 last month)	3	N/A	N/A	N/A	SMC resolution	12 x Monthly Cash flow reports prepared and submitted to SMC by the 30th of June 2015	12 monthly cash flow reports were prepared and submitted to SMC (inclusive of 2013/14 last month)	3	N/A	N/A	N/A	SMC resolution
											N/A	N/A	N/A	N/A	N/A	N/A	N/A	N/A	N/A	N/A	N/A	N/A	N/A	N/A
D	D3	B & T 10	NKPA 4 - FINANCIAL VIABILITY & FINANCIAL MANAGEMENT	Strengthen Governance	Ensure compliance to MFMA and Treasury regulations		100% of Budget & Treasury policies reviewed and submitted to SMC in the 13/14 FY	100% of Budget & Treasury policies reviewed and submitted to SMC along with standard operating procedures	100% of Budget & Treasury policies reviewed and submitted to SMC along with standard operating procedures by the 28 February 2015	% of Budget & Treasury policies reviewed and submitted to SMC along with standard operating procedures	N/A	N/A	NOT APPLICABLE	N/A	N/A	N/A	N/A	100% of Budget & Treasury policies reviewed and submitted to SMC along with standard operating procedures by the 28 February 2015	All budget related policies and operating procedure manuals are in place	3	N/A	N/A	N/A	SMC resolution
											N/A	N/A	N/A	N/A	N/A	N/A	N/A	N/A	N/A	N/A	N/A	N/A	N/A	N/A

EXPENDITURE MANAGEMENT UNIT OVERVIEW
OPERATIONAL PLAN (OP) 2014/2015 4TH QUARTER & ANNUAL PROGRESS REPORT

	TOTAL PROJECTS	KEY
	1 NIL ACHIEVED	
	2 TARGET PARTIALLY MET	
	3 TARGET MET	
	4 TARGET EXCEEDED	
	5 TARGET EXCEEDED BY 100 %	
	NOT APPLICABLE	

1 EXPENDITURE MANAGEMENT UNIT OVERVIEW

1.1 TOTAL PROJECTS: 6
1.1.1 OPERATING PROJECTS 6
1.1.2 CAPITAL PROJECTS 0

1.2 GRAPHICAL REPRESENTATION OF PERFORMANCE: OPERATING PROJECTS

EXPENDITURE MANAGEMENT UNIT OVERVIEW
OPERATIONAL PLAN (OP) 2014/2015 4TH QUARTER & ANNUAL PROGRESS REPORT

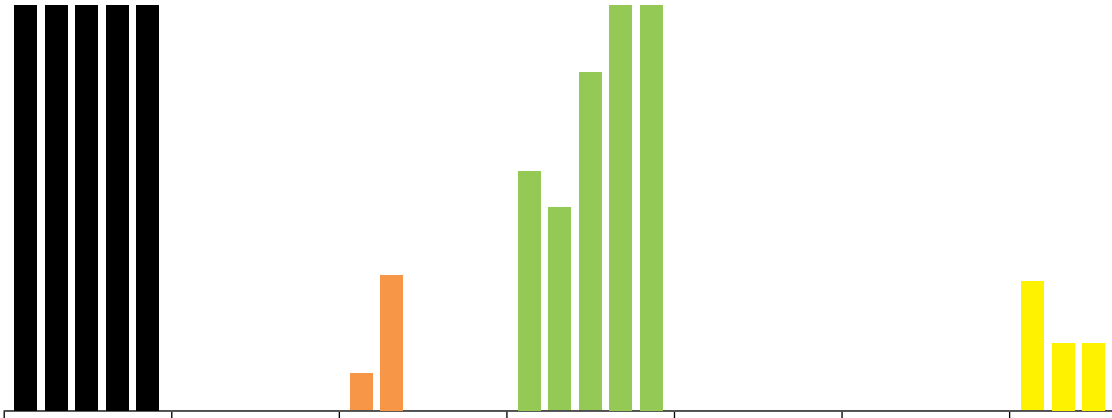

	Total Projects	1 Nil Achieved	2 Target Partially Met	3 Target Met	4 Target Exceeded	5 Target Exceeded by 100%	No Applicable
Quarter 1	100%	0%	9.09%	59.09%	0%	0%	31.81%
Quarter 2	100%	0%	33.33%	50%	0%	0%	16.66%
Quarter 3	100%	0%	0%	83.33%	0%	0%	16.66%
Quarter 4	100%	0%	0%	100%	0%	0%	0%
Annual	100%	0%	0%	100%	0%	0%	0%

OPERATIONAL PLAN FOR THE 2014/2015 FINANCIAL YEAR
BUSINESS UNIT: FINANCE
SUB UNIT: EXPENDITURE MANAGEMENT

INDEX	IDP REFERENCE	OPERATIONAL PLAN REFERENCE	NATIONAL KEY PERFORMANCE AREA	PROGRAMME	PROJECT	WARD	BASELINE / STATUS QUO	MEASURABLE OBJECTIVE	ANNUAL TARGET / OUTPUT	PERFORMANCE MEASURE	PERFORMANCE REPORTING - QUARTER 4 - QUARTER ENDING JUNE 2015							PERFORMANCE REPORTING - ANNUAL REPORTING (1 JULY 2014 - 30 JUNE 2015)						
											QUARTER 4 - QUARTER ENDING JUNE 2015							ANNUAL REPORTING (1 JULY 2014 - 30 JUNE 2015)						
											QUARTER 4 TARGET	QUARTER 4 PROGRESS - ACTUAL	ACTUAL (1,2,3,4,5, Not Applicable)	REASON FOR DEVIATION	CORRECTIVE MEASURE	TIMEFRAME TO IMPLEMENT CORRECTIVE MEASURES	SOURCE DOCUMENT	ANNUAL TARGET	ANNUAL PROGRESS - ACTUAL	ACTUAL (1,2,3,4,5, Not Applicable)	REASON FOR DEVIATION	CORRECTIVE MEASURE	TIMEFRAME TO IMPLEMENT CORRECTIVE MEASURES	SOURCE DOCUMENT
A	A1	EXP 01	NKPA 1 - MUNICIPAL TRANSFORMATION & ORGANIZATIONAL DEVELOPMENT	Expenditure Management	Quarterly reporting of the Implementation of SCOA submitted to SMC.	N/A	N/A (NEW KPI)	4 x Quarterly reports prepared and submitted to SMC on the Implementation of SCOA	4 x Quarterly reports prepared and submitted to SMC on the Implementation of SCOA by the 30th of June 2015	Number of Quarterly reports prepared and submitted to SMC on the Implementation of SCOA	4 x Quarterly reports prepared and submitted to SMC on the Implementation of SCOA by the 30th of June 2015	4 x Quarterly reports prepared and submitted to SMC on the Implementation of SCOA by the 30th of June 2015	3	N/A	N/A	N/A	Report to SMC and SMC resolution.	4 x Quarterly reports prepared and submitted to SMC on the Implementation of SCOA by the 30th of June 2015	4 x Quarterly reports prepared and submitted to SMC on the Implementation of SCOA by the 30th of June 2015	3	N/A	N/A	N/A	Minutes of meetings.
											N/A	N/A	N/A	N/A	N/A	N/A	N/A	N/A	N/A	N/A	N/A	N/A	N/A	N/A
A	A1	EXP 02	NKPA 1 - MUNICIPAL TRANSFORMATION & ORGANIZATIONAL DEVELOPMENT	Expenditure Management	Monthly report on Fruitless and Wasteful Expenditure to SMC	N/A	Fruitless and wasteful expenditure reports submitted to SMC for 2013/14	12 x monthly reports on the Recovery of Fruitless and Wasteful Expenditure prepared submitted to SMC	12 x monthly reports on the Recovery of Fruitless and Wasteful Expenditure prepared submitted to SMC by the 30th of June 2015	Number of monthly reports on the Recovery of Fruitless and Wasteful Expenditure prepared submitted to SMC	12 x monthly reports on the Recovery of Fruitless and Wasteful Expenditure prepared submitted to SMC by 15 days after month end	12 x monthly reports on Fruitless and Wastefull Expenditure prepared submitted to SMC by 15 days after month end	3	N/A	N/A	N/A	Report to SMC and SMC Resolution.	12 x monthly reports on the Recovery of Fruitless and Wastefull Expenditure prepared submitted to SMC by the 30th of June 2015	12 x monthly reports on Fruitless and Wastefull Expenditure prepared submitted to SMC by 15 days after month end	3	N/A	N/A	N/A	Report to SMC and SMC Resolution.
											N/A	N/A	N/A	N/A	N/A	N/A	N/A	N/A	N/A	N/A	N/A	N/A	N/A	N/A
A	A1	EXP 03	NKPA 1 - MUNICIPAL TRANSFORMATION & ORGANIZATIONAL DEVELOPMENT	Expenditure Management	Payment of council creditors within 30 days from date of receipt of invoice by the creditors department	N/A	85% of creditors are paid within 30 days from date of receipt of invoice.	90% of all creditors must be paid within 30 days from date of receipt of invoice by Expenditure Management unit from suppliers	90% of all creditors must be paid within 30 days from date of receipt of invoice by Expenditure Management unit from suppliers by the 30th of June 2015	% of all creditors paid within 30 days from date of receipt of invoice by Expenditure Management unit from suppliers	90% of all creditors must be paid within 30 days from date of receipt of invoice by Expenditure Management unit from suppliers by the 30th of June 2015	91% of all creditors must be paid within 30 days from date of receipt of invoice by Expenditure Management unit from suppliers by the 30th of June 2015	3	N/A	N/A	N/A	Creditors age analysis.	90% of all creditors must be paid within 30 days from date of receipt of invoice by Expenditure Management unit from suppliers by the 30th of June 2015	91% of all creditors must be paid within 30 days from date of receipt of invoice by Expenditure Management unit from suppliers by the 30th of June 2015	3	N/A	N/A	N/A	Creditors age analysis.
											N/A	N/A	N/A	N/A	N/A	N/A	N/A	N/A	N/A	N/A	N/A	N/A	N/A	N/A
A	A1	EXP 04	NKPA 1 - MUNICIPAL TRANSFORMATION & ORGANIZATIONAL DEVELOPMENT	Expenditure Management	Submit monthly reports on management of insurance claims to OMC.	N/A	Monthly reports on insurance claims submitted to OMC for 2013/14.	12 x Monthly reports on the management of insurance claims submitted to the Operational Management Committee	12 x Monthly reports on the management of insurance claims submitted to the Operational Management Committee by the 30th of June 2015	Number of Monthly reports on the management of insurance claims submitted to the Operational Management Committee	12 x Monthly reports on the management of insurance claims submitted to the Operational Management Committee by 15 days after month end	12 x Monthly reports on the management of insurance claims submitted to the Operational Management Committee by 15 days after month end	3	N/A	N/A	N/A	Report to OMC and OMC resolution.	12 x Monthly reports on the management of insurance claims submitted to the Operational Management Committee by the 30th of June 2015	12 x Monthly reports on the management of insurance claims submitted to the Operational Management Committee by 15 days after month end	3	N/A	N/A	N/A	Report to OMC and OMC resolution.
											N/A	N/A	N/A	N/A	N/A	N/A	N/A	N/A	N/A	N/A	N/A	N/A	N/A	N/A

OPERATIONAL PLAN FOR THE 2014/2015 FINANCIAL YEAR
BUSINESS UNIT: FINANCE
SUB UNIT: EXPENDITURE MANAGEMENT

INDEX	IDP REFERENCE	OPERATIONAL PLAN REFERENCE	NATIONAL KEY PERFORMANCE AREA	PROGRAMME	PROJECT	WARD	BASELINE / STATUS QUO	MEASURABLE OBJECTIVE	ANNUAL TARGET / OUTPUT	PERFORMANCE MEASURE	PERFORMANCE REPORTING - QUARTER 4 - QUARTER ENDING JUNE 2015							PERFORMANCE REPORTING - ANNUAL REPORTING (1 JULY 2014 - 30 JUNE 2015)						
											QUARTER 4 - QUARTER ENDING JUNE 2015							ANNUAL REPORTING (1 JULY 2014 - 30 JUNE 2015)						
											QUARTER 4 TARGET	QUARTER 4 PROGRESS - ACTUAL	ACTUAL (1,2,3,4,5, Not Applicable)	REASON FOR DEVIATION	CORRECTIVE MEASURE	TIMEFRAME TO IMPLEMENT CORRECTIVE MEASURES	SOURCE DOCUMENT	ANNUAL TARGET	ANNUAL PROGRESS - ACTUAL	ACTUAL (1,2,3,4,5, Not Applicable)	REASON FOR DEVIATION	CORRECTIVE MEASURE	TIMEFRAME TO IMPLEMENT CORRECTIVE MEASURES	SOURCE DOCUMENT
A	A1	EXP 05	NKPA 1 - MUNICIPAL TRANSFORMATION & ORGANIZATIONAL DEVELOPMENT	Expenditure Management	Submit Quarterly reports on Implementation of financial management system to SMC.	N/A	No reports are submitted to SMC.	4 x Quarterly Reports on the acquisition and implementation of the financial management system prepared and submitted to SMC b	4 x Quarterly Reports on the acquisition and implementation of the financial management system prepared and submitted to SMC by the 30th of June 2015	Number of Quarterly Reports on the acquisition and implementation of the financial management system prepared and submitted to SMC	4 x Quarterly Reports on the acquisition and implementation of the financial management-system prepared and submitted to SMC by the 30th of June 2015	4 x Quarterly Reports on the acquisition and implementation of the financial managementsystem prepared and submitted to SMC by the 30th of June 2015	3	N/A	N/A	N/A	Report to SMC and SMC resolution.	4 x Quarterly Reports on the acquisition and implementation of the financial management-system prepared and submitted to SMC by the 30th of June 2015	4 x Quarterly Reports on the acquisition and implementation of the financial managementsystem prepared and submitted to SMC by the 30th of June 2015	3	N/A	N/A	N/A	Report to SMC and SMC resolution.
											R7 500 000	N/A	N/A	N/A	N/A	N/A	N/A	N/A	N/A	N/A	N/A	N/A	N/A	N/A
A	A1	EXP 06	NKPA 1 - MUNICIPAL TRANSFORMATION & ORGANIZATIONAL DEVELOPMENT	Expenditure Management	Submit Quarterly reports on Implementation of financial management system to SMC.	N/A	No reports are submitted to SMC.	100% of Expenditure Management policies reviewed and submitted to SMC along with standard operating procedures	100% of Expenditure Management policies reviewed and submitted to SMC along with standard operating procedures by the 31st of May 2015	% of Expenditure Management policies reviewed and submitted to SMC along with standard operating procedures	100% of Expenditure Management policies reviewed and submitted to SMC along with standard operating procedures by the 28 February 2015	100% of Expenditure Management policies reviewed and submitted to SMC along with standard operating procedures by the 28 February 2015	3	N/A	N/A	N/A	Reviewed Insurance Policy and Council Resolution.	100% of Expenditure Management policies reviewed and submitted to SMC along with standard operating procedures by the 31st of May 2015	100% of Expenditure Management policies reviewed and submitted to SMC along with standard operating procedures by the 28 February 2015	3	N/A	N/A	N/A	Reviewed Insurance Policy and Council Resolution.
											N/A	N/A	N/A	N/A	N/A	N/A	N/A	N/A	N/A	N/A	N/A	N/A	N/A	N/A

REVENUE MANAGEMENT UNIT OVERVIEW
OPERATIONAL PLAN (OP) 2014/2015 4TH QUARTER & ANNUAL PROGRESS REPORT

	TOTAL PROJECTS	KEY
	1 NIL ACHIEVED	
	2 TARGET PARTIALLY MET	
	3 TARGET MET	
	4 TARGET EXCEEDED	
	5 TARGET EXCEEDED BY 100 %	
	NOT APPLICABLE	

1 REVENUE MANAGEMENT UNIT OVERVIEW

1.1 TOTAL PROJECTS: 9
1.1.1 OPERATING PROJECTS 9
1.1.2 CAPITAL PROJECTS 0

1.2 GRAPHICAL REPRESENTATION OF PERFORMANCE: OPERATING PROJECTS

REVENUE MANAGEMENT UNIT OVERVIEW
OPERATIONAL PLAN (OP) 2014/2015 4TH QUARTER & ANNUAL PROGRESS REPORT

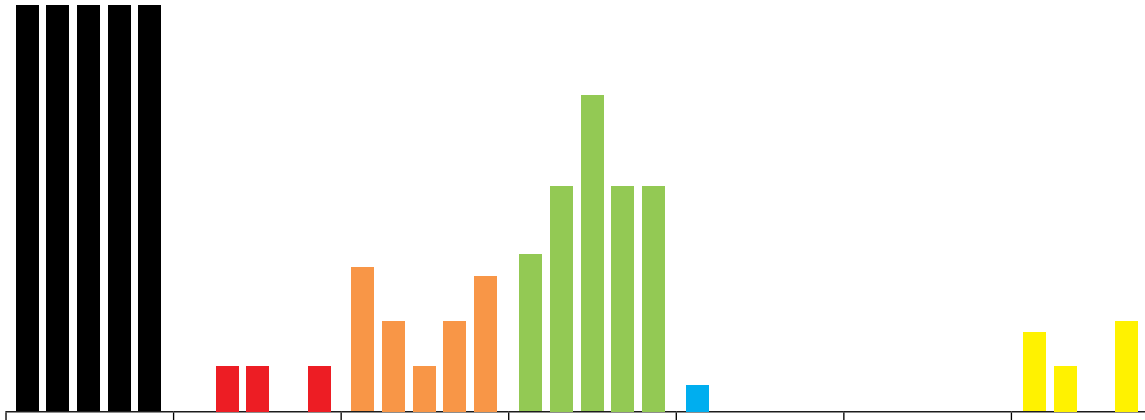

	Total Projects	1 Nil Achieved	2 Target Partially Met	3 Target Met	4 Target Exceeded	5 Target Exceeded by 100%	No Applicable
Quarter 1	100%	0%	35.48%	38.70%	6.45%	0%	19.35%
Quarter 2	100%	11.11%	22.22%	55.55%	0%	0%	11.11%
Quarter 3	100%	11.11%	11.11%	77.77%	0%	0%	0%
Quarter 4	100%	0%	22.22%	55.55%	0%	0%	22.22%
Annual	100%	11.11%	33.33%	55.55%	0%	0%	0%

OPERATIONAL PLAN FOR THE 2014/2015 FINANCIAL YEAR
BUSINESS UNIT: FINANCE
SUB UNIT: REVENUE MANAGEMENT

INDEX	IDP REFERENCE	OPERATIONAL PLAN REFERENCE	NATIONAL KEY PERFORMANCE AREA	PROGRAMME	PROJECT	WARD	BASELINE / STATUS QUO	MEASURABLE OBJECTIVE	ANNUAL TARGET / OUTPUT	PERFORMANCE MEASURE	PERFORMANCE REPORTING - QUARTER 4 - QUARTER ENDING JUNE 2015							PERFORMANCE REPORTING - ANNUAL REPORTING (1 JULY 2014 - 30 JUNE 2015)						
											QUARTER 4 - QUARTER ENDING JUNE 2015							ANNUAL REPORTING (1 JULY 2014 - 30 JUNE 2015)						
											QUARTER 4 TARGET	QUARTER 4 PROGRESS - ACTUAL	ACTUAL (1,2,3,4,5, Not Applicable)	REASON FOR DEVIATION	CORRECTIVE MEASURE	TIMEFRAME TO IMPLEMENT CORRECTIVE MEASURES	SOURCE DOCUMENT	ANNUAL TARGET	ANNUAL PROGRESS - ACTUAL	ACTUAL (1,2,3,4,5, Not Applicable)	REASON FOR DEVIATION	CORRECTIVE MEASURE	TIMEFRAME TO IMPLEMENT CORRECTIVE MEASURES	SOURCE DOCUMENT
D	D1	REV 01	NKPA 4 - FINANCIAL VIABILITY & FINANCIAL MANAGEMENT	Adoption of Revenue related policies	Compliance	N/A	All Revenue related policies were reviewed in 2013/14 budget (Credit Control , Tariffs , Indigent, Rates and Debt Write off policies)	Credit Control, Tariffs, Indigent, Rates and Debt Write off policies reviewed and submitted to SMC for approval by Council	Credit Control, Tariffs, Indigent, Rates and Debt Write off policies reviewed and submitted to SMC by the 28 February 2015 for approval by Council	Date Credit Control, Tariffs, Indigent, Rates and Debt Write off policies reviewed and submitted to SMC for approval by Council	N/A	N/A	NOT APPLICABLE	N/A	N/A	N/A	N/A	Credit Control, Tariffs, Indigent, Rates and Debt Write off policies reviewed and submitted to SMC by the 28 February 2015 for approval by Council	Credit Control, Tariffs, Indigent, Rates and Debt Write off policies reviewed and submitted to SMC by the 28 February 2015 for approval by Council	3	N/A	N/A	N/A	council Resolution
											N/A	N/A	N/A	N/A	N/A	N/A	N/A	N/A	N/A	N/A	N/A	N/A	N/A	N/A
D	D3	REV 02	NKPA 4 - FINANCIAL VIABILITY & FINANCIAL MANAGEMENT	Revenue Management	Reports	N/A	Monthly debtors age analysis reports submitted to SMC in the 13/14 FY	12 x monthly debtors age analysis reports submitted to SMC	12 x monthly debtors age analysis reports submitted to SMC by the 30th of June 2015	Number of monthly debtors age analysis reports submitted to SMC	12 x monthly debtors age analysis reports submitted to SMC by the 15 after month end	12 x monthly debtors age analysis reports submitted to SMC by the 15 after month end	3	N/A	N/A	N/A	SMC Resolution	12 x monthly debtors age analysis reports submitted to SMC by the 30th of June 2015	12 x monthly debtors age analysis reports submitted to SMC by the 30th of June 2015	3	N/A	N/A	N/A	SMC Resolution
											N/A	N/A	N/A	N/A	N/A	N/A	N/A	N/A	N/A	N/A	N/A	N/A	N/A	N/A
D	D1	REV 03	NKPA 4 - FINANCIAL VIABILITY & FINANCIAL MANAGEMENT	Revenue Management	Debt collection	N/A	85% current debt collected in the 13/14 FY	95% Monthly collection rate of current debt	95% Monthly collection rate of current debt by the 30th of June 2015	% of Monthly collection rate of current debt	95% Monthly collection rate of current debt by the 30th of June 2015	107%	3	N/A	N/A	N/A	Sales figures from Budget	95% Monthly collection rate of current debt by the 30th of June 2015	The average for annual collection is 86.42%	2	The debt book that capitalizes interest on monthly basis creates distortion on our debtor book and more especially water debt and closed accounts that have balances that amounts to 44% of our debtors book	The solution is to write off these debt but installtion of preiad meters will be critical to amanage this problem going forward.	The time to implement tjis resolution will be immediate as soon the Management takes the resolution to write off these debts .	Debtor Age analysis
											N/A	N/A	N/A	N/A	N/A	N/A	N/A	N/A	N/A	N/A	N/A	N/A	N/A	N/A
D	D1	REV 04	NKPA 4 - FINANCIAL VIABILITY & FINANCIAL MANAGEMENT	Revenue Management	Debt collection	N/A	20% arrear debt collected in the 13/14 FY	10% Monthly collection rate of are debt	10% Monthly collection rate of are debt by the 30th of June 2015	% of Monthly collection rate of are debt	10% Monthly collection rate of are debt by the 30th of June 2015	7% Monthly collection rate of are debt by the 30th of June 2015	2	The bulgeniong debtor book that create a distortion of our collection	Deacrease debtors book by eliminating old water debt	Depended on management	Debtor age analsysis	10% Monthly collection rate of are debt by the 30th of June 2015	7% Monthly collection rate of are debt by the 30th of June 2015	2	Increasing debtors makes it difficult to contemplate the recoveryof outstanding debt but we hope the situation will improve as soon the process of new debt collectors takes shape.	The implementatuion of debt collection process by the newly appointed agents	will be ongoing	Debtor Age analysis
											N/A	N/A	N/A	N/A	N/A	N/A	N/A	N/A	N/A	N/A	N/A	N/A	N/A	N/A

OPERATIONAL PLAN FOR THE 2014/2015 FINANCIAL YEAR
BUSINESS UNIT: FINANCE
SUB UNIT: REVENUE MANAGEMENT

INDEX	IDP REFERENCE	OPERATIONAL PLAN REFERENCE	NATIONAL KEY PERFORMANCE AREA	PROGRAMME	PROJECT	WARD	BASELINE / STATUS QUO	MEASURABLE OBJECTIVE	ANNUAL TARGET / OUTPUT	PERFORMANCE MEASURE	PERFORMANCE REPORTING - QUARTER 4 - QUARTER ENDING JUNE 2015							PERFORMANCE REPORTING - ANNUAL REPORTING (1 JULY 2014 - 30 JUNE 2015)						
											QUARTER 4 - QUARTER ENDING JUNE 2015							ANNUAL REPORTING (1 JULY 2014 - 30 JUNE 2015)						
											QUARTER 4 TARGET	QUARTER 4 PROGRESS - ACTUAL	ACTUAL (1,2,3,4,5, Not Applicable)	REASON FOR DEVIATION	CORRECTIVE MEASURE	TIMEFRAME TO IMPLEMENT CORRECTIVE MEASURES	SOURCE DOCUMENT	ANNUAL TARGET	ANNUAL PROGRESS - ACTUAL	ACTUAL (1,2,3,4,5, Not Applicable)	REASON FOR DEVIATION	CORRECTIVE MEASURE	TIMEFRAME TO IMPLEMENT CORRECTIVE MEASURES	SOURCE DOCUMENT
D	D1	REV 05	NKPA 4 - FINANCIAL VIABILITY & FINANCIAL MANAGEMENT	Billing management	Accurate Billing	N/A	70% electricity and water meters read in the 13/14 FY	90% of all electricity and water meters read on a monthly basis	90% of all electricity and water meters read on a monthly basis by the 30th of June 2015	% of all electricity and water meters read on a monthly basis	90% of all electricity and water meters read on a monthly basis by the 30th of June 2015	85% of meters read and 15% estimation	2	Access to property restrictions and most of the unread meter relate to Water because of the technical problems , the water department had challenges with New Water meters . The new water meters have since been delivered and process of changing these meters is ongoing	Change the faulty meters	Ongoing	Meter reading statitics	90% of all electricity and water meters read on a monthly basis by the 30th of June 2015	85% of meters read and 15% estimation	2	Access to property restrictions and most of the unread meter relate to Water because of the technical problems , the water department had challenges with New Water meters . The new water meters have since been delivered and process of changing these meters is ongoing	Change the faulty meters	Ongoing	Meter reading statitics
											N/A	N/A	N/A	N/A	N/A	N/A	N/A	N/A	N/A	N/A	N/A	N/A	N/A	N/A
D	D3	REV 06	NKPA 4 - FINANCIAL VIABILITY & FINANCIAL MANAGEMENT	Billing management	Reports	N/A	Billing vs. collection report submitted monthly to smc in 13/14 FY	12 x monthly reports on billing vs. collection rates submitted to SMC	12 x monthly reports on billing vs. collection rates submitted to SMC by the 30th of June 2015	Number of monthly reports on billing vs. collection rates submitted to SMC	12 x monthly reports on billing vs collection rates submitted to SMC by the 30th of June 2015	12 x monthly reports on billing vs collection rates submitted to SMC by the 30th of June 2015	3	N/A	N/A	N/A	N/A	12 x monthly reports on billing vs collection rates submitted to SMC by the 30th of June 2015	12 x monthly reports on billing vs collection rates submitted to SMC by the 30th of June 2015	3	N/A	N/A	N/A	Debtor Age Analysis
											N/A	N/A	N/A	N/A	N/A	N/A	N/A	N/A	N/A	N/A	N/A	N/A	N/A	N/A
D	D1	REV 07	NKPA 4 - FINANCIAL VIABILITY & FINANCIAL MANAGEMENT	Billing management	Data cleansing	N/A	Nil	Consumer account data accurately updated (data cleansing) (consumer data is exactly as data on billing system)	Consumer account data accurately updated (data cleansing) (consumer data is exactly as data on billing system) by the 30th of June 2015	Date Consumer account data accurately updated (data cleansing) (consumer data is exactly as data on billing system)	Consumer account data accurately updated (data cleansing) (consumer data is exactly as data on billing system) by the 30th of June 2015	Consumer account data accurately changed in line with deeds office information	2	N/A	N/A	N/A	Transunion Report	Consumer account data accurately updated (data cleansing) (consumer data is exactly as data on billing system) by the 30th of June 2015	Consumer account data accurately changed in line with deeds office information	2	N/A	N/A	N/A	Transunion Report
											N/A	N/A	N/A	N/A	N/A	N/A	N/A	N/A	N/A	N/A	N/A	N/A	N/A	N/A
D	D3	REV 08	NKPA 4 - FINANCIAL VIABILITY & FINANCIAL MANAGEMENT	Financial Reporting	rental stock	N/A	Nil	12 x monthly reports on rental stock submitted to SMC	12 x monthly reports on rental stock submitted to SMC by the 30th of June 2015	Number of monthly reports on rental stock submitted to SMC	3 x monthly reports on rental stock submitted to SMC by 15 days after month end	3 x monthly reports on rental stock submitted to SMC by 15 days after month end	3	N/A	N/A	N/A	N/A	12 x monthly reports on rental stock submitted to SMC by the 30th of June 2015	12 x monthly reports on rental stock submitted to SMC by the 30th of June 2015	3	N/A	N/A	N/A	SMC Resolution
											N/A	N/A	N/A	N/A	N/A	N/A	N/A	N/A	N/A	N/A	N/A	N/A	N/A	N/A

OPERATIONAL PLAN FOR THE 2014/2015 FINANCIAL YEAR
BUSINESS UNIT: FINANCE
SUB UNIT: REVENUE MANAGEMENT

INDEX	IDP REFERENCE	OPERATIONAL PLAN REFERENCE	NATIONAL KEY PERFORMANCE AREA	PROGRAMME	PROJECT	WARD	BASELINE / STATUS QUO	MEASURABLE OBJECTIVE	ANNUAL TARGET / OUTPUT	PERFORMANCE MEASURE	PERFORMANCE REPORTING - QUARTER 4 - QUARTER ENDING JUNE 2015							PERFORMANCE REPORTING - ANNUAL REPORTING (1 JULY 2014 - 30 JUNE 2015)						
											QUARTER 4 - QUARTER ENDING JUNE 2015							ANNUAL REPORTING (1 JULY 2014 - 30 JUNE 2015)						
											QUARTER 4 TARGET	QUARTER 4 PROGRESS - ACTUAL	ACTUAL (1,2,3,4,5, Not Applicable)	REASON FOR DEVIATION	CORRECTIVE MEASURE	TIMEFRAME TO IMPLEMENT CORRECTIVE MEASURES	SOURCE DOCUMENT	ANNUAL TARGET	ANNUAL PROGRESS - ACTUAL	ACTUAL (1,2,3,4,5, Not Applicable)	REASON FOR DEVIATION	CORRECTIVE MEASURE	TIMEFRAME TO IMPLEMENT CORRECTIVE MEASURES	SOURCE DOCUMENT
D	D3	REV 09	NKPA 4 - FINANCIAL VIABILITY & FINANCIAL MANAGEMENT	Revenue Enhancement Strategy	Implement the Revenue Enhancement Strategy	N/A	revenue enhancement strategy already in place	4 x Quarterly reports on the implementation of the revenue enhancement strategy produced and submitted to SMC within 10 days after the end of the Quarter	4 x Quarterly reports on the implementation of the revenue enhancement strategy produced and submitted to SMC within 10 days after the end of the Quarter by the 30th of June 2014	Number of Quarterly reports on the implementation of the revenue enhancement strategy produced and submitted to SMC within 10 days after the end of the Quarter	4 x Quarterly reports on the implementation of the revenue enhancement strategy produced and submitted to SMC within 10 days after the end of the Quarter by the 30th of June 2014	4 x Quarterly reports on the implementation of the revenue enhancement strategy produced and submitted to SMC within 10 days after the end of the Quarter by the 30th of June 2014	3	N/A	N/A	N/A	N/A	4 x Quarterly reports on the implementation of the revenue enhancement strategy produced and submitted to SMC within 10 days after the end of the Quarter by the 30th of June 2014	4 x Quarterly reports on the implementation of the revenue enhancement strategy produced and submitted to SMC within 10 days after the end of the Quarter by the 30th of June 2014	3	N/A	N/A	N/A	SNC Resolution
											N/A	N/A	N/A	N/A	N/A	N/A	N/A	N/A	N/A	N/A	N/A	N/A	N/A	N/A

SUPPLY CHAIN MANAGEMENT UNIT OVERVIEW
OPERATIONAL PLAN (OP) 2014/2015 4TH QUARTER & ANNUAL PROGRESS REPORT

	TOTAL PROJECTS	KEY
	1 NIL ACHIEVED	
	2 TARGET PARTIALLY MET	
	3 TARGET MET	
	4 TARGET EXCEEDED	
	5 TARGET EXCEEDED BY 100 %	
	NOT APPLICABLE	

1 SUPPLY CHAIN MANAGEMENT UNIT OVERVIEW

1.1 TOTAL PROJECTS: 8
1.1.1 OPERATING PROJECTS 8
1.1.2 CAPITAL PROJECTS 0

1.2 GRAPHICAL REPRESENTATION OF PERFORMANCE: OPERATING PROJECTS

SUPPLY CHAIN MANAGEMENT UNIT OVERVIEW
OPERATIONAL PLAN (OP) 2014/2015 4TH QUARTER & ANNUAL PROGRESS REPORT

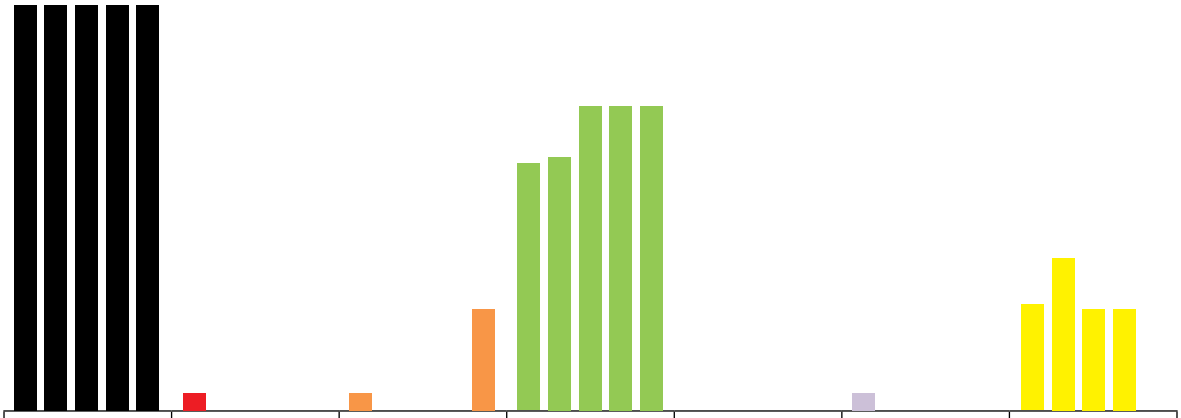

	Total Projects	1 Nil Achieved	2 Target Partially Met	3 Target Met	4 Target Exceeded	5 Target Exceeded by 100%	No Applicable
Quarter 1	100%	4.34%	4.34%	60.86%	0%	4.34%	26.08%
Quarter 2	100%	0%	0%	62.50%	0%	0%	37.50%
Quarter 3	100%	0%	0%	75%	0%	0%	25%
Quarter 4	100%	0%	0%	75%	0%	0%	25%
Annual	100%	0%	25%	75%	0%	0%	0%

OPERATIONAL PLAN FOR THE 2014/2015 FINANCIAL YEAR
BUSINESS UNIT: FINANCE
SUB UNIT: SUPPLY CHAIN MANAGEMENT

INDEX	IDP REFERENCE	OPERATIONAL PLAN REFERENCE	NATIONAL KEY PERFORMANCE AREA	PROGRAMME	PROJECT	WARD	BASELINE / STATUS QUO	MEASURABLE OBJECTIVE	ANNUAL TARGET / OUTPUT	PERFORMANCE MEASURE	PERFORMANCE REPORTING - QUARTER 4 - QUARTER ENDING JUNE 2015							PERFORMANCE REPORTING - ANNUAL REPORTING (1 JULY 2014 - 30 JUNE 2015)						
											QUARTER 4 - QUARTER ENDING JUNE 2015							ANNUAL REPORTING (1 JULY 2014 - 30 JUNE 2015)						
											QUARTER 4 TARGET	QUARTER 4 PROGRESS - ACTUAL	ACTUAL (1,2,3,4,5, Not Applicable)	REASON FOR DEVIATION	CORRECTIVE MEASURE	TIMEFRAME TO IMPLEMENT CORRECTIVE MEASURES	SOURCE DOCUMENT	ANNUAL TARGET	ANNUAL PROGRESS - ACTUAL	ACTUAL (1,2,3,4,5, Not Applicable)	REASON FOR DEVIATION	CORRECTIVE MEASURE	TIMEFRAME TO IMPLEMENT CORRECTIVE MEASURES	SOURCE DOCUMENT
D	D2	SCM 01	NKPA 4 - FINANCIAL VIABILITY & FINANCIAL MANAGEMENT	SCM	Policy review	N/A	SCM Policy approved by SMC on 31/05/2014	Supply chain management Policy reviewed and submitted to SMC for approval by Council	Supply chain management Policy reviewed and submitted to SMC by the 28 February 2015 for approval by Council	Date Supply chain management Policy reviewed and submitted to SMC for approval by Council	N/A	N/A	NOT APPLICABLE	N/A	N/A	N/A	SMC Resolution	Supply chain management Policy reviewed and submitted to SMC by the 28 February 2015 for approval by Council	Supply chain management Policy reviewed and submitted to SMC by the 28 February 2015 for approval by Council	3	N/A	N/A	N/A	SMC Resolution
											N/A	N/A	N/A	N/A	N/A	N/A	N/A	N/A	N/A	N/A	N/A	N/A	N/A	N/A
D	D2	SCM 02	NKPA 4 - FINANCIAL VIABILITY & FINANCIAL MANAGEMENT	SCM	Procurement plan submission	N/A	Procurement plan approved by SMC on 30/06/2013	2015/2016 financial year Procurement Plan prepared and submitted to SMC	2015/2016 financial year Procurement Plan prepared and submitted to SMC by the 30th of June 2015	Date 2015/2016 financial year Procurement Plan prepared and submitted to SMC	2015/2016 financial year Procurement Plan prepared and submitted to SMC by the 30th of June 2015	2015/2016 financial year Procurement Plan prepared and submitted to SMC by the 30th of June 2015	3	N/A	N/A	N/A	SMC Report	2015/2016 financial year Procurement Plan prepared and submitted to SMC by the 30th of June 2015	2015/2016 financial year Procurement Plan prepared and submitted to SMC by the 30th of June 2015	3	N/A	N/A	N/A	SMC Report
											N/A	N/A	N/A	N/A	N/A	N/A	N/A	N/A	N/A	N/A	N/A	N/A	N/A	N/A
D	D2	SCM 03	NKPA 4 - FINANCIAL VIABILITY & FINANCIAL MANAGEMENT	SCM	Procurement Plan implementation	N/A	13/14 Procurement plan	4 x quarterly reports produced and submitted to SMC on the Implementation of the 14/15FY approved procurement plan	4 x quarterly reports produced and submitted to SMC on the Implementation of the 14/15FY approved procurement plan by 30th of June 2015	Number of quarterly reports produced and submitted to SMC on the Implementation of the 14/15FY approved procurement plan	4 x quarterly reports produced and submitted to SMC on the Implementation of the 14/15FY approved procurement plan by 30th of June 2015	3 x quarterly reports produced and submitted to SMC on the Implementation of the 14/15FY approved procurement plan by 30th of June 2015	3	This KPI was established during the review of the OP during the third quarter	N/A	N/A	SMC Resolution	4 x quarterly reports produced and submitted to SMC on the Implementation of the 14/15FY approved procurement plan by 30th of June 2015	3 x quarterly reports produced and submitted to SMC on the Implementation of the 14/15FY approved procurement plan by 30th of June 2015	3	This KPI was established during the review of the OP during the third quarter			SMC Resolution
											N/A	N/A	N/A	N/A	N/A	N/A	N/A	N/A	N/A	N/A	N/A	N/A	N/A	N/A
D	D2	SCM 04	NKPA 4 - FINANCIAL VIABILITY & FINANCIAL MANAGEMENT	SCM	Monthly Reports	N/A	Report submitted by 25 of each month	12 x Tenders awarded/ deviations report prepared and submitted to Operational Management Committee	12 x Tenders awarded/ deviations report prepared and submitted to Operational Management Committee by the 30th of June 2015	Number of Tenders awarded/ deviations report prepared and submitted to Operational Management Committee	12 x Tenders awarded/ deviations report prepared and submitted to Operational Management Committee by the 15 after month end	12 x Tenders awarded/ deviations report prepared and submitted to Operational Management Committee by the 30th of June 2015	3	N/A	N/A	N/A	OMC Resolution	12 x Tenders awarded/ deviations report prepared and submitted to Operational Management Committee by the 30th of June 2015	12 x Tenders awarded/ deviations report prepared and submitted to Operational Management Committee by the 30th of June 2015	3	N/A	N/A	N/A	OMC Resolution
											N/A	N/A	N/A	N/A	N/A	N/A	N/A	N/A	N/A	N/A	N/A	N/A	N/A	N/A
D	D2	SCM 05	NKPA 4 - FINANCIAL VIABILITY & FINANCIAL MANAGEMENT	SCM	Monitoring reports	N/A	Monthly reports submitted to SMC	12 x contract management monthly reports prepared and submitted to SMC	12 x contract management monthly reports prepared and submitted to SMC by the 30th of June 2015	Number of contract management monthly reports prepared and submitted to SMC	12 x contract management monthly reports prepared and submitted to SMC by the 15th after month end	12 x contract management monthly reports prepared and submitted to SMC by the 30th of June 2015	3	N/A	N/A	N/A	SMC Resolution	12 x contract management monthly reports prepared and submitted to SMC by the 30th of June 2015	12 x contract management monthly reports prepared and submitted to SMC by the 30th of June 2015	3	N/A	N/A	N/A	SMC Resolution
											N/A	N/A	N/A	N/A	N/A	N/A	N/A	N/A	N/A	N/A	N/A	N/A	N/A	N/A

OPERATIONAL PLAN FOR THE 2014/2015 FINANCIAL YEAR
BUSINESS UNIT: FINANCE
SUB UNIT: SUPPLY CHAIN MANAGEMENT

INDEX	IDP REFERENCE	OPERATIONAL PLAN REFERENCE	NATIONAL KEY PERFORMANCE AREA	PROGRAMME	PROJECT	WARD	BASELINE / STATUS QUO	MEASURABLE OBJECTIVE	ANNUAL TARGET / OUTPUT	PERFORMANCE MEASURE	PERFORMANCE REPORTING - QUARTER 4 - QUARTER ENDING JUNE 2015							PERFORMANCE REPORTING - ANNUAL REPORTING (1 JULY 2014 - 30 JUNE 2015)						
											QUARTER 4 - QUARTER ENDING JUNE 2015							ANNUAL REPORTING (1 JULY 2014 - 30 JUNE 2015)						
											QUARTER 4 TARGET	QUARTER 4 PROGRESS - ACTUAL	ACTUAL (1,2,3,4,5, Not Applicable)	REASON FOR DEVIATION	CORRECTIVE MEASURE	TIMEFRAME TO IMPLEMENT CORRECTIVE MEASURES	SOURCE DOCUMENT	ANNUAL TARGET	ANNUAL PROGRESS - ACTUAL	ACTUAL (1,2,3,4,5, Not Applicable)	REASON FOR DEVIATION	CORRECTIVE MEASURE	TIMEFRAME TO IMPLEMENT CORRECTIVE MEASURES	SOURCE DOCUMENT
D	D2	SCM 06	NKPA 4 - FINANCIAL VIABILITY & FINANCIAL MANAGEMENT	Inventory Management	Monthly Reports	N/A	Report submitted by 25 of each month	12 X monthly inventory management reports prepared and submitted to the Operational Management Committee	12 X monthly inventory management reports prepared and submitted to the Operational Management Committee by the 30th of June 2015	Number of monthly inventory management reports prepared and submitted to the Operational Management Committee	12 X monthly inventory management reports prepared and submitted to the Operational Management Committee by the 30th of June 2015	12 X monthly inventory management reports prepared and submitted to the Operational Management Committee by the 30th of June 2015	3	N/A	N/A	N/A	OMC Resolution	12 X monthly inventory management reports prepared and submitted to the Operational Management Committee by the 30th of June 2015	12 X monthly inventory management reports prepared and submitted to the Operational Management Committee by the 30th of June 2015	3	N/A	N/A	N/A	OMC Resolution
											N/A	N/A	N/A	N/A	N/A	N/A	N/A	N/A	N/A	N/A	N/A	N/A	N/A	N/A
D	D2	SCM 07	NKPA 4 - FINANCIAL VIABILITY & FINANCIAL MANAGEMENT	Inventory Management	Annual Stock taking	N/A	Annual Stock taking by 15 July 2013	Annual Report on stock taking prepared and submitted to SMC	Annual Report on stock taking prepared and submitted to SMC by the 15th of July 2014	Date Annual Report on stock taking prepared and submitted to SMC	N/A	N/A	NOT APPLICABLE	N/A	N/A	N/A	SMC Resolution	Annual Report on stock taking prepared and submitted to SMC by the 15th of July 2014	Annual Report on stock taking prepared and submitted to SMC by the 15th of July 2014	3	N/A	N/A	N/A	SMC Resolution
											N/A	N/A	N/A	N/A	N/A	N/A	N/A	N/A	N/A	N/A	N/A	N/A	N/A	N/A
D	D2	SCM 08	NKPA 4 - FINANCIAL VIABILITY & FINANCIAL MANAGEMENT	SCM	Monitoring of irregular expenditure	N/A	Prepare and submit irregular expenditure report as and when identified	4 x quarterly Irregular Expenditure reports prepared and submitted to SMC	4 x quarterly Irregular Expenditure reports prepared and submitted to SMC by the 30th of June 2015	Number of quarterly Irregular Expenditure reports prepared and submitted to SMC	4 x quarterly Irregular Expenditure reports prepared and submitted to SMC by the 15th after month	3 x quarterly Irregular Expenditure reports prepared and submitted to SMC by the 30th of June 2015	3	This KPI was established during the review of the OP during the third quarter	N/A	N/A	SMC Resolution	4 x quarterly Irregular Expenditure reports prepared and submitted to SMC by the 30th of June 2015	3 x quarterly Irregular Expenditure reports prepared and submitted to SMC by the 30th of June 2015	3	This KPI was established during the review of the OP during the third quarter	the reports will be submitted as and when the irregular expenditure is identified	the reports will be submitted as and when the irregular expenditure is identified	SMC Resolution
											N/A	N/A	N/A	N/A	N/A	N/A	N/A	N/A	N/A	N/A	N/A	N/A	N/A	N/A

ASSET & LIABILITIES UNIT OVERVIEW
OPERATIONAL PLAN (OP) 2014/2015 4TH QUARTER & ANNUAL PROGRESS REPORT

	TOTAL PROJECTS	KEY
	1 NIL ACHIEVED	
	2 TARGET PARTIALLY MET	
	3 TARGET MET	
	4 TARGET EXCEEDED	
	5 TARGET EXCEEDED BY 100 %	
	NOT APPLICABLE	

1 ASSETS & LIABILITIES UNIT OVERVIEW

1.1 TOTAL PROJECTS: 9
1.1.1 OPERATING PROJECTS 9
1.1.2 CAPITAL PROJECTS 0

1.2 GRAPHICAL REPRESENTATION OF PERFORMANCE: OPERATING PROJECTS

ASSETS & LIABILITIES UNIT OVERVIEW
OPERATIONAL PLAN (OP) 2014/2015 4TH QUARTER & ANNUAL PROGRESS REPORT

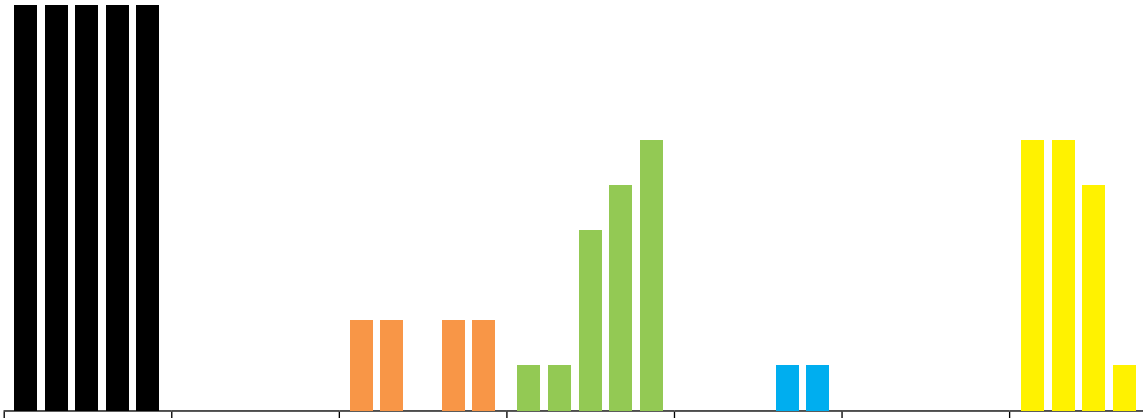

	Total Projects	1 Nil Achieved	2 Target Partially Met	3 Target Met	4 Target Exceeded	5 Target Exceeded by 100%	No Applicable
Quarter 1	100%	0%	22.22%	11.11%	0%	0%	66.66%
Quarter 2	100%	0%	22.22%	11.11%	0%	0%	66.66%
Quarter 3	100%	0%	0%	44.44%	0%	0%	55.55%
Quarter 4	100%	0%	22.22%	55.55%	11.11%	0%	11.11%
Annual	100%	0%	22.22%	66.66%	11.11%	0%	0%

OPERATIONAL PLAN FOR THE 2014/2015 FINANCIAL YEAR
BUSINESS UNIT: FINANCE
SUB UNIT: ASSETS & LIABILITIES MANAGEMENT

INDEX	IDP REFERENCE	OPERATIONAL PLAN REFERENCE	NATIONAL KEY PERFORMANCE AREA	PROGRAMME	PROJECT	WARD	BASELINE / STATUS QUO	MEASURABLE OBJECTIVE	ANNUAL TARGET / OUTPUT	PERFORMANCE MEASURE	PERFORMANCE REPORTING - QUARTER 4 - QUARTER ENDING JUNE 2015							PERFORMANCE REPORTING - ANNUAL REPORTING (1 JULY 2014 - 30 JUNE 2015)						
											QUARTER 4 - QUARTER ENDING JUNE 2015							ANNUAL REPORTING (1 JULY 2014 - 30 JUNE 2015)						
											QUARTER 4 TARGET	QUARTER 4 PROGRESS - ACTUAL	ACTUAL (1,2,3,4,5, Not Applicable)	REASON FOR DEVIATION	CORRECTIVE MEASURE	TIMEFRAME TO IMPLEMENT CORRECTIVE MEASURES	SOURCE DOCUMENT	ANNUAL TARGET	ANNUAL PROGRESS - ACTUAL	ACTUAL (1,2,3,4,5, Not Applicable)	REASON FOR DEVIATION	CORRECTIVE MEASURE	TIMEFRAME TO IMPLEMENT CORRECTIVE MEASURES	SOURCE DOCUMENT
A	D2	A & LM01	NKPA 1 - Municipal Transformation & organizational development	Increase institutional capacity and promote transformation	Policy review	All	Asset Policy review during 2013/14	Asset Management Policy reviewed and submitted to SMC for approval by Council	Asset management Policy reviewed and submitted to SMC by the 28 February 2015 for approval by Council	Date Asset Management Policy reviewed and submitted to SMC for approval by Council	N/A	N/A	NOT APPLICABLE	N/A	N/A	N/A	Council resolution	Asset management Policy reviewed and submitted to SMC by the 28 February 2015 for approval by Council	Asset management Policy reviewed and submitted to SMC by the 28 February 2015 for approval by Council	3	N/A	N/A	N/A	N/A
											N/A	N/A	N/A	N/A	N/A	N/A	N/A	N/A	N/A	N/A	N/A	N/A	N/A	N/A
A	A1	A & LM02	NKPA 1 - MUNICIPAL TRANSFORMATION & ORGANIZATIONAL DEVELOPMENT	Increase institutional capacity and promote transformation	Review Useful Lives of Assets at year end.	ALL	25%	100% of all Council assets' useful lives reviewed at year end	100% of all Council assets' useful lives reviewed at year end by the 30th of June 2015	% of all Council assets' useful lives reviewed at year end	100% of all Council assets' useful lives reviewed at year end by the 30th of June 2015	100% of all Council assets' useful lives reviewed at year end by the 30th of June 2015	3	N/A	N/A	N/A	SMEC South Africa Report.	100% of all Council assets' useful lives reviewed at year end by the 30th of June 2015	100% of all Council assets' useful lives reviewed at year end by the 30th of June 2015	3	Completed	N/A	N/A	SMEC South Africa Report.
											N/A	N/A	N/A	N/A	N/A	N/A	N/A	N/A	N/A	N/A	N/A	N/A	N/A	N/A
A	A1	A & LM03	NKPA 1 - MUNICIPAL TRANSFORMATION & ORGANIZATIONAL DEVELOPMENT	Increase institutional capacity and promote transformation	Valuation of Investment Properties	ALL	100%	100% of all Council Investment Property Assets valued at year end	100% of all Council Investment Property Assets valued at year end by the 30th of June 2015	% of all Council Investment Property Assets valued at year end	100% of all Council Investment Property Assets valued at year end by the 30th of June 2015	100% of all Council Investment Property Assets valued at year end by the 30th of June 2015	3	N/A	N/A	N/A	Valuation report from the Appraiser	100% of all Council Investment Property Assets valued at year end by the 30th of June 2015	100% of all Council Investment Property Assets valued at year end by the 30th of June 2015	3	Completed	N/A	N/A	Valuation report from the Appraiser
											N/A	N/A	N/A	N/A	N/A	N/A	N/A	N/A	N/A	N/A	N/A	N/A	N/A	N/A
A	A1	A & LM04	NKPA 1 - MUNICIPAL TRANSFORMATION & ORGANIZATIONAL DEVELOPMENT	Increase institutional capacity and promote transformation	Assess rehabilitation costs of Land fill site at year end.	ALL	100%	100% assessment of the cost to rahabilitate the Land fill site at year end completed	100% assessment of the cost to rahabilitate the Land fill site at year end completed by the 30th of June 2015	% assessment of the cost to rahabilitate the Land fill site at year end completed	100% assessment of the cost to rahabilitate the Land fill site at year end completed by the 30th of June 2015	100% assessment of the cost to rahabilitate the Land fill site at year end completed by the 30th of June 2015	3	N/A	N/A	N/A	Engineers report.	100% assessment of the cost to rahabilitate the Land fill site at year end completed by the 30th of June 2015	100% assessment of the cost to rahabilitate the Land fill site at year end completed by the 30th of June 2015	3	Completed	N/A	N/A	Engineers report.
											N/A	N/A	N/A	N/A	N/A	N/A	N/A	N/A	N/A	N/A	N/A	N/A	N/A	N/A
A	A1	A & LM05	NKPA 1 - MUNICIPAL TRANSFORMATION & ORGANIZATIONAL DEVELOPMENT	Increase institutional capacity and promote transformation	Undertake asset count	ALL	90%	100% of all Council assets physically verified at year end	100% of all Council assets physically verified at year end by the 30th of June 2015	% of all Council assets physically verified at year end	100% of all Council assets physically verified at year end by the 30th of June 2015	The asset team is finalising the verification	2	Delays caused by Business Units	We suggest the DMM: Infrastructure implement the resolution of SMC	two weeks	SMEC Report.	100% of all Council assets physically verified at year end by the 30th of June 2015	The asset team is finalising the verification	2	Delays caused by Business Units	We suggest the DMM: Infrastructure implement the resolution of SMC	two weeks	SMEC Report.
											N/A	N/A	N/A	N/A	N/A	N/A	N/A	N/A	N/A	N/A	N/A	N/A	N/A	N/A
A	A1	A & LM06	NKPA 1 - MUNICIPAL TRANSFORMATION & ORGANIZATIONAL DEVELOPMENT	Increase institutional capacity and promote transformation	Assess Impairment of Assets at year end.	ALL	25%	100% of all Council assets assessed for impairment at year end	100% of all Council assets assessed for impairment at year end by the 30th of June 2015	% of all Council assets assessed for impairment at year end	100% of all Council assets assessed for impairment at year end by the 30th of June 2015	SMEC in the process of finalising the process.	2	Delays caused by Business Units	We suggest the DMM: Infrastructure implement the resolution of SMC	two weeks	SMEC Report.	100% of all Council assets assessed for impairment at year end by the 30th of June 2015	SMEC in the process of finalising the process.	2	Delays caused by Business Units	We suggest the DMM: Infrastructure implement the resolution of SMC	two weeks	SMEC Report.
											N/A	N/A	N/A	N/A	N/A	N/A	N/A	N/A	N/A	N/A	N/A	N/A	N/A	N/A

OPERATIONAL PLAN FOR THE 2014/2015 FINANCIAL YEAR
BUSINESS UNIT: FINANCE
SUB UNIT: ASSETS & LIABILITIES MANAGEMENT

INDEX	IDP REFERENCE	OPERATIONAL PLAN REFERENCE	NATIONAL KEY PERFORMANCE AREA	PROGRAMME	PROJECT	WARD	BASELINE / STATUS QUO	MEASURABLE OBJECTIVE	ANNUAL TARGET / OUTPUT	PERFORMANCE MEASURE	PERFORMANCE REPORTING - QUARTER 4 - QUARTER ENDING JUNE 2015							PERFORMANCE REPORTING - ANNUAL REPORTING (1 JULY 2014 - 30 JUNE 2015)						
											QUARTER 4 - QUARTER ENDING JUNE 2015							ANNUAL REPORTING (1 JULY 2014 - 30 JUNE 2015)						
											QUARTER 4 TARGET	QUARTER 4 PROGRESS - ACTUAL	ACTUAL (1,2,3,4,5, Not Applicable)	REASON FOR DEVIATION	CORRECTIVE MEASURE	TIMEFRAME TO IMPLEMENT CORRECTIVE MEASURES	SOURCE DOCUMENT	ANNUAL TARGET	ANNUAL PROGRESS - ACTUAL	ACTUAL (1,2,3,4,5, Not Applicable)	REASON FOR DEVIATION	CORRECTIVE MEASURE	TIMEFRAME TO IMPLEMENT CORRECTIVE MEASURES	SOURCE DOCUMENT
A	A1	A & LM07	NKPA 1 - MUNICIPAL TRANSFORMATION & ORGANIZATIONAL DEVELOPMENT	Improve Assets and Liabilities	Apply month end controls and procedures	ALL	90%	12 x monthly reports prepared and submitted to SMC on depreciation journals processed monthly	12 x monthly reports prepared and submitted to SMC on depreciation journals processed monthly by the 30th of June 2015	Number of monthly reports prepared and submitted to SMC on depreciation journals processed monthly	12 x monthly reports prepared and submitted to SMC on depreciation journals processed monthly by the 15th after month end	12 x monthly reports prepared and submitted to SMC on depreciation journals processed monthly by the 15th after month end	3	N/A	N/A	N/A	SMC resolution	12 x monthly reports prepared and submitted to SMC on depreciation journals processed monthly by the 30th of June 2015	12 x monthly reports prepared and submitted to SMC on depreciation journals processed monthly by the 30th of June 2015	3	N/A	N/A	N/A	SMC resolution
											N/A	N/A	N/A	N/A	N/A	N/A	N/A	N/A	N/A	N/A	N/A	N/A	N/A	N/A
A	A1	A & LM08	NKPA 1 - MUNICIPAL TRANSFORMATION & ORGANIZATIONAL DEVELOPMENT	Improve Assets and Liabilities	Apply month end controls and procedures	ALL	50%	12 x monthly reports prepared and submitted to OMC on reconciliations between Asset Register & General Ledger performed at month end	12 x monthly reports prepared and submitted to OMC on reconciliations between Asset Register & General Ledger performed at month end by the 30th of June 2015	Number of monthly reports prepared and submitted to OMC on reconciliations between Asset Register & General Ledger performed at month end	12 x monthly reports prepared and submitted to OMC on reconciliations between Asset Register & General Ledger performed at month end by the 15 after month end	12 x monthly reports prepared and submitted to OMC on reconciliations between Asset Register & General Ledger performed at month end by the 15 after month end	3	N/A	N/A	N/A	SMC resolution	12 x monthly reports prepared and submitted to OMC on reconciliations between Asset Register & General Ledger performed at month end by the 15 after month end	12 x monthly reports prepared and submitted to OMC on reconciliations between Asset Register & General Ledger performed at month end by the 15 after month end	3	N/A	N/A	N/A	SMC resolution
											N/A	N/A	N/A	N/A	N/A	N/A	N/A	N/A	N/A	N/A	N/A	N/A	N/A	N/A
A	A1	A & LM09	NKPA 1 - MUNICIPAL TRANSFORMATION & ORGANIZATIONAL DEVELOPMENT	Improve Assets and Liabilities	Apply month end controls and procedures	ALL	20%	4 x quarterly reports prepared and submitted to OMC on commissioned assets unbundled every month	4 x quarterly reports prepared and submitted to OMC on commissioned assets unbundled every month by the 30th of June 2015	Number of quarterly reports prepared and submitted to OMC on commissioned assets unbundled every month	4 x quarterly reports prepared and submitted to OMC on commissioned assets unbundled every month by the 30th of June 2015	4 x quarterly reports prepared and submitted to OMC on commissioned assets unbundled every month by the 30th of June 2015	3	N/A	N/A	N/A	OMC report.	4 x quarterly reports prepared and submitted to OMC on commissioned assets unbundled every month by the 30th of June 2015	4 x quarterly reports prepared and submitted to OMC on commissioned assets unbundled every month by the 30th of June 2015	3	Completed	N/A	N/A	OMC report.
											N/A	N/A	N/A	N/A	N/A	N/A	N/A	N/A	N/A	N/A	N/A	N/A	N/A	N/A

OPERATIONAL PLAN 2014/2015 - INFRASTRUCTURE SERVICES BUSINESS UNIT

INFRASTRUCTURE SERVICES BUSINESS UNIT OVERVIEW
OPERATIONAL PLAN (OP) 2014/2015 4TH QUARTER & ANNUAL PROGRESS REPORT

	TOTAL PROJECTS	KEY
	1 NIL ACHIEVED	
	2 TARGET PARTIALLY MET	
	3 TARGET MET	
	4 TARGET EXCEEDED	
	5 TARGET EXCEEDED BY 100 %	
	NOT APPLICABLE	

1 INFRASTRUCTURE SERVICES BUSINESS UNIT OVERVIEW

1.1 TOTAL PROJECTS: 6
1.1.1 OPERATING PROJECTS 6
1.1.2 CAPITAL PROJECTS 0

1.2 GRAPHICAL REPRESENTATION OF PERFORMANCE: OPERATING PROJECTS

INFRASTRUCTURE SERVICES BUSINESS UNIT OVERVIEW
OPERATIONAL PLAN (OP) 2014/2015 4TH QUARTER & ANNUAL PROGRESS REPORT

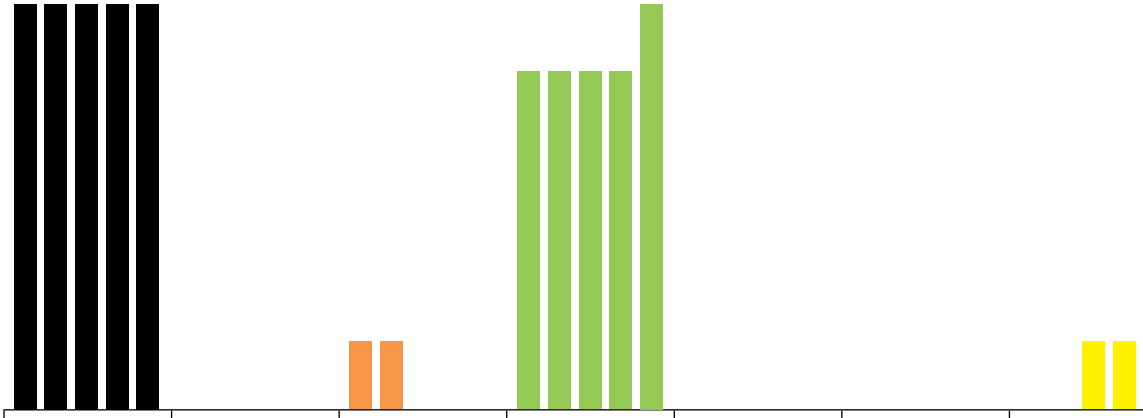

	Total Projects	1 Nil Achieved	2 Target Partially Met	3 Target Met	4 Target Exceeded	5 Target Exceeded by 100%	No Applicable
Quarter 1	100%	0%	16.66%	83.33%	0%	0%	0%
Quarter 2	100%	0%	16.66%	83.33%	0%	0%	0%
Quarter 3	100%	0%	0%	83.33%	0%	0%	16.66%
Quarter 4	100%	0%	0%	83.33%	0%	0%	16.66%
Annual	100%	0%	0%	100%	0%	0%	0%

PROJECT MANAGEMENT UNIT OVERVIEW
OPERATIONAL PLAN (OP) 2014/2015 4TH QUARTER & ANNUAL PROGRESS REPORT

	TOTAL PROJECTS	KEY
	1 NIL ACHIEVED	
	2 TARGET PARTIALLY MET	
	3 TARGET MET	
	4 TARGET EXCEEDED	
	5 TARGET EXCEEDED BY 100 %	
	NOT APPLICABLE	

1 PROJECT MANAGEMENT UNIT OVERVIEW

1.1 TOTAL PROJECTS: 6
1.1.1 OPERATING PROJECTS 6
1.1.2 CAPITAL PROJECTS 0

1.2 GRAPHICAL REPRESENTATION OF PERFORMANCE: OPERATING PROJECTS

PROJECT MANAGEMENT UNIT OVERVIEW
OPERATIONAL PLAN (OP) 2014/2015 4TH QUARTER & ANNUAL PROGRESS REPORT

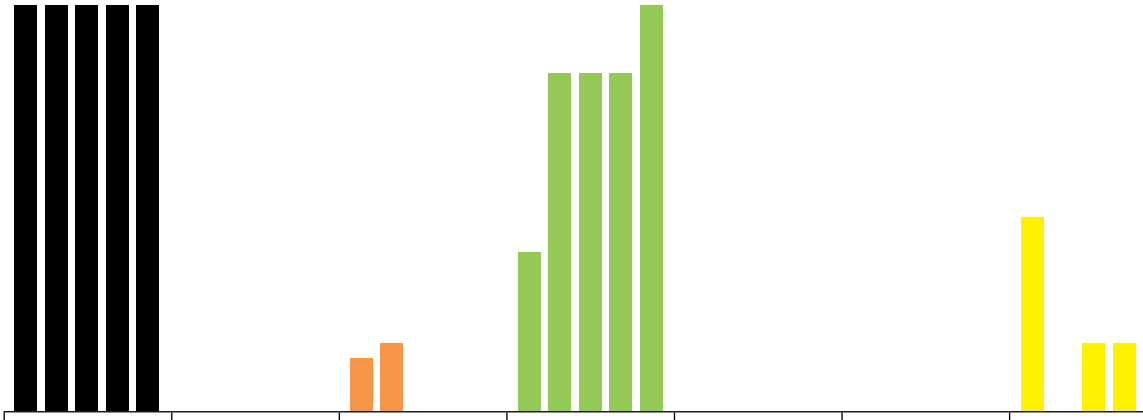

	Total Projects	1 Nil Achieved	2 Target Partially Met	3 Target Met	4 Target Exceeded	5 Target Exceeded by 100%	No Applicable
Quarter 1	100%	0%	13.04%	39.13%	0%	0%	47.82%
Quarter 2	100%	0%	16.66%	83.33%	0%	0%	0%
Quarter 3	100%	0%	0%	83.33%	0%	0%	16.66%
Quarter 4	100%	0%	0%	83.33%	0%	0%	16.66%
Annual	100%	0%	0%	100%	0%	0%	0%

OPERATIONAL PLAN FOR THE 2014/2015 FINANCIAL YEAR
BUSINESS UNIT: INFRASTRUCTURE SERVICES
SUB UNIT: PROJECT MANAGEMENT

INDEX	IDP REFERENCE	OPERATIONAL PLAN REFERENCE	NATIONAL KEY PERFORMANCE AREA	PROGRAMME	PROJECT	WARD	BASELINE / STATUS QUO	MEASURABLE OBJECTIVE	ANNUAL TARGET / OUTPUT	PERFORMANCE MEASURE	PERFORMANCE REPORTING - QUARTER 4 - QUARTER ENDING JUNE 2015							PERFORMANCE REPORTING - ANNUAL REPORTING (1 JULY 2014 - 30 JUNE 2015)						
											QUARTER 4 - QUARTER ENDING JUNE 2015							ANNUAL REPORTING (1 JULY 2014 - 30 JUNE 2015)						
											QUARTER 4 TARGET	QUARTER 4 PROGRESS - ACTUAL	ACTUAL (1,2,3,4,5, Not Applicable)	REASON FOR DEVIATION	CORRECTIVE MEASURE	TIMEFRAME TO IMPLEMENT CORRECTIVE MEASURES	SOURCE DOCUMENT	ANNUAL TARGET	ANNUAL PROGRESS - ACTUAL	ACTUAL (1,2,3,4,5, Not Applicable)	REASON FOR DEVIATION	CORRECTIVE MEASURE	TIMEFRAME TO IMPLEMENT CORRECTIVE MEASURES	SOURCE DOCUMENT
D	D2	PMU 01	NKPA 4 - FINANCIAL VIABILITY & FINANCIAL MANAGEMENT	Project Management support	Monthly programme / project monitoring reports for MIG/ OGF/CNL Budget	All	Reports compiled & submitted by 5th of every month.	12 X Monthly reports on expenditure (MIG/OGF/ CNL Budget) submitted by the 5th of every month to project managers within business units	12 X Monthly reports on expenditure (MIG/OGF/ CNL Budget) submitted by the 5th of every month to project managers within business units by the 30th of June 2015	Number of Monthly reports on expenditure (MIG/OGF/CNL Budget) submitted by the 5th of every month to project managers within business units	12 X Monthly reports on expenditure (MIG/ OGF/CNL Budget) submitted by the 5th of every month to project managers within business units by the 30th of June 2015	12 X Monthly reports on expenditure (MIG/OGF/ CNL Budget) submitted by the 5th of every month to project managers within business units by the 30th of June 2015	3	N/A	N/A	N/A	Monthly MIG financial project listing.	12 X Monthly reports on expenditure (MIG/ OGF/CNL Budget) submitted by the 5th of every month to project managers within business units by the 30th of June 2015	12 X Monthly reports on expenditure (MIG/ OGF/CNL Budget) submitted by the 5th of every month to project managers within business units by the 30th of June 2015	3	N/A	N/A	N/A	Monthly MIG financial project listing.
											N/A	N/A	N/A	N/A	N/A	N/A	N/A	N/A	N/A	N/A	N/A	N/A	N/A	N/A
D	D2	PMU 02	NKPA 4 - FINANCIAL VIABILITY & FINANCIAL MANAGEMENT	Basic Service Delivery	Project Management support	All	Weekly programme/ project monitoring reports for MIG/OGF/ CNL Budget	24 x Bi-weekly reports sent out every second Wednesday to project managers within business units on expenditure (MIG/OGF/CNL Budget)	24 x Bi-weekly reports sent out every second Wednesday to project managers within business units on expenditure (MIG/OGF/ CNL Budget) by the 30th of June 2015	Number of Bi-weekly reports sent out every second Wednesday to project managers within business units on expenditure (MIG/OGF/CNL Budget)	24 x Bi-weekly reports sent out every second Wednesday to project managers within business units on expenditure (MIG/ OGF/CNL Budget) by the 30th of June 2015	24 x Bi-weekly reports sent out every second Wednesday to project managers within business units on expenditure (MIG/OGF/ CNL Budget) by the 30th of June 2015	3	N/A	N/A	N/A	Minutes/ Notes of PM's Management meeting.	24 x Bi-weekly reports sent out every second Wednesday to project managers within business units on expenditure (MIG/ OGF/CNL Budget) by the 30th of June 2015	24 x Bi-weekly reports sent out every second Wednesday to project managers within business units on expenditure (MIG/ OGF/CNL Budget) by the 30th of June 2015	3	N/A	N/A	N/A	Minutes/ Notes of PM's Management meeting.
											N/A	N/A	N/A	N/A	N/A	N/A	N/A	N/A	N/A	N/A	N/A	N/A	N/A	N/A
D	D2	PMU 03	NKPA 4 - FINANCIAL VIABILITY & FINANCIAL MANAGEMENT	Project Management Support	Administration of payment process and ongoing monitoring	All	All invoices packaged and submitted to client departments within 48 hours	All invoices packaged and submitted to client departments within 48 hours of receipt of invoices by PMU	All invoices packaged and submitted to client departments within 48 hours of receipt of invoices by PMU by the 30th of June 2015	Turnaround time for all invoices packaged and submitted to client departments (within 48 hours)	All invoices packaged and submitted to client departments within 48 hours of receipt of invoices by PMU by the 30th of June 2015	All invoices packaged and submitted to client departments within 48 hours of receipt of invoices by PMU by the 30th of June 2015	3	N/A	N/A	N/A	Copy of signed payment tracking sheet for invoices processed.	All invoices packaged and submitted to client departments within 48 hours of receipt of invoices by PMU by the 30th of June 2015	All invoices packaged and submitted to client departments within 48 hours of receipt of invoices by PMU by the 30th of June 2015	3	N/A	N/A	N/A	Copy of signed payment tracking sheet for invoices processed.
											N/A	N/A	N/A	N/A	N/A	N/A	N/A	N/A	N/A	N/A	N/A	N/A	N/A	N/A
D	D3	PMU 04	NKPA 4 - FINANCIAL VIABILITY & FINANCIAL MANAGEMENT	Project Management Support	Administration Support and reporting to MIG (Provincial) and reporting to OGF/CNL/ EPWP	All	Ensure project documentation completion to report expenditure to MIG/Funding Source by the 15th of every Month	12 x Monthly DORA reports for MIG & EPWP accurately prepared and submitted to the Funding Source by the 15th of every month	12 x Monthly DORA reports for MIG & EPWP accurately prepared and submitted to the Funding Source by the 15th of every month by the 30th of June 2015	Number & Date Monthly DORA reports for MIG & EPWP accurately prepared and submitted to the Funding Source	12 x Monthly DORA reports for MIG & EPWP accurately prepared and submitted to the Funding Source by the 15th of every month by the 30th of June 2015	12 x Monthly DORA reports for MIG & EPWP accurately prepared and submitted to the Funding Source by the 15th of every month by the 30th of June 2015	3	N/A	N/A	N/A	Monthly DORA report MIG and EPWP	12 x Monthly DORA reports for MIG & EPWP accurately prepared and submitted to the Funding Source by the 15th of every month by the 30th of June 2015	12 x Monthly DORA reports for MIG & EPWP accurately prepared and submitted to the Funding Source by the 15th of every month by the 30th of June 2015	3	N/A	N/A	N/A	Monthly DORA report MIG and EPWP
											N/A	N/A	N/A	N/A	N/A	N/A	N/A	N/A	N/A	N/A	N/A	N/A	N/A	N/A

OPERATIONAL PLAN FOR THE 2014/2015 FINANCIAL YEAR
BUSINESS UNIT: INFRASTRUCTURE SERVICES
SUB UNIT: PROJECT MANAGEMENT

INDEX	IDP REFERENCE	OPERATIONAL PLAN REFERENCE	NATIONAL KEY PERFORMANCE AREA	PROGRAMME	PROJECT	WARD	BASELINE / STATUS QUO	MEASURABLE OBJECTIVE	ANNUAL TARGET / OUTPUT	PERFORMANCE MEASURE	PERFORMANCE REPORTING - QUARTER 4 - QUARTER ENDING JUNE 2015							PERFORMANCE REPORTING - ANNUAL REPORTING (1 JULY 2014 - 30 JUNE 2015)						
											QUARTER 4 - QUARTER ENDING JUNE 2015							ANNUAL REPORTING (1 JULY 2014 - 30 JUNE 2015)						
											QUARTER 4 TARGET	QUARTER 4 PROGRESS - ACTUAL	ACTUAL (1,2,3,4,5, Not Applicable)	REASON FOR DEVIATION	CORRECTIVE MEASURE	TIMEFRAME TO IMPLEMENT CORRECTIVE MEASURES	SOURCE DOCUMENT	ANNUAL TARGET	ANNUAL PROGRESS - ACTUAL	ACTUAL (1,2,3,4,5, Not Applicable)	REASON FOR DEVIATION	CORRECTIVE MEASURE	TIMEFRAME TO IMPLEMENT CORRECTIVE MEASURES	SOURCE DOCUMENT
A	A1	PMU 05	NKPA 1 - MUNICIPAL TRANSFORMATION & ORGANIZATIONAL DEVELOPMENT	Year end procedures	Notes to the annual financial statements for MIG	All	Annual financial statements compiled and submitted to Finance	Notes to the Annual financial statements compiled and submitted to Finance	Notes to the Annual financial statements compiled and submitted to Finance by the 31st of December 2014	Date Notes to the Annual financial statements compiled and submitted to Finance	N/A	N/A	NOT APPLICABLE	N/A	N/A	N/A	N/A	Notes to the Annual financial statements compiled and submitted to Finance by the 31st of December 2014	Notes to the Annual financial statements compiled and submitted to Finance by the 31st of December 2014	3	N/A	N/A	N/A	N/A
											N/A	N/A	N/A	N/A	N/A	N/A	N/A	N/A	N/A	N/A	N/A	N/A	N/A	N/A
D	D3	PMU 06	NKPA 4 - FINANCIAL VIABILITY & FINANCIAL MANAGEMENT	Project Management Support	Monthly programme / project monitoring reports for COGTA	All	Expenditure and Revenue (E&R) Reports verified & submitted by 15th of every month to COGTA	12 x Monthly Expenditure and Revenue (E&R) reports verified & submitted by 15th of every month to COGTA	12 x Monthly Expenditure and Revenue (E&R) reports verified & submitted by 15th of every month to COGTA by the 30th of June 2015	Number x Date Monthly Expenditure and Revenue (E&R) Reports verified & submitted by 15th of every month to COGTA by the 30th of June 2015	12 x Montly Expenditure and Revenue (E&R) reports verified & submitted by 15th of every month to COGTA by the 30th of June 2015	12 x Montly Expenditure and Revenue (E&R) reports verified & submitted by 15th of every month to COGTA by the 30th of June 2015	3	N/A	N/A	N/A	Copies of verified Expenditure and Revenue (E&R) reports.	12 x Montly Expenditure and Revenue (E&R) reports verified & submitted by 15th of every month to COGTA by the 30th of June 2015	12 x Montly Expenditure and Revenue (E&R) reports verified & submitted by 15th of every month to COGTA by the 30th of June 2015	3	N/A	N/A	N/A	Copies of verified Expenditure and Revenue (E&R) reports.
											N/A	N/A	N/A	N/A	N/A	N/A	N/A	N/A	N/A	N/A	N/A	N/A	N/A	N/A

OPERATIONAL PLAN 2014/2015 - CORPORATE SERVICES BUSINESS UNIT

CORPORATE SERVICES BUSINESS UNIT OVERVIEW
OPERATIONAL PLAN (OP) 2014/2015 4TH QUARTER & ANNUAL PROGRESS REPORT

	TOTAL PROJECTS	KEY
	1 NIL ACHIEVED	
	2 TARGET PARTIALLY MET	
	3 TARGET MET	
	4 TARGET EXCEEDED	
	5 TARGET EXCEEDED BY 100 %	
	NOT APPLICABLE	

1 CORPORATE SERVICES BUSINESS UNIT OVERVIEW

1.1 TOTAL PROJECTS: 37
1.1.1 OPERATING PROJECTS 37
1.1.2 CAPITAL PROJECTS 0

1.2 GRAPHICAL REPRESENTATION OF PERFORMANCE: OPERATING PROJECTS

CORPORATE SERVICES BUSINESS UNIT OVERVIEW
OPERATIONAL PLAN (OP) 2014/2015 4TH QUARTER & ANNUAL PROGRESS REPORT

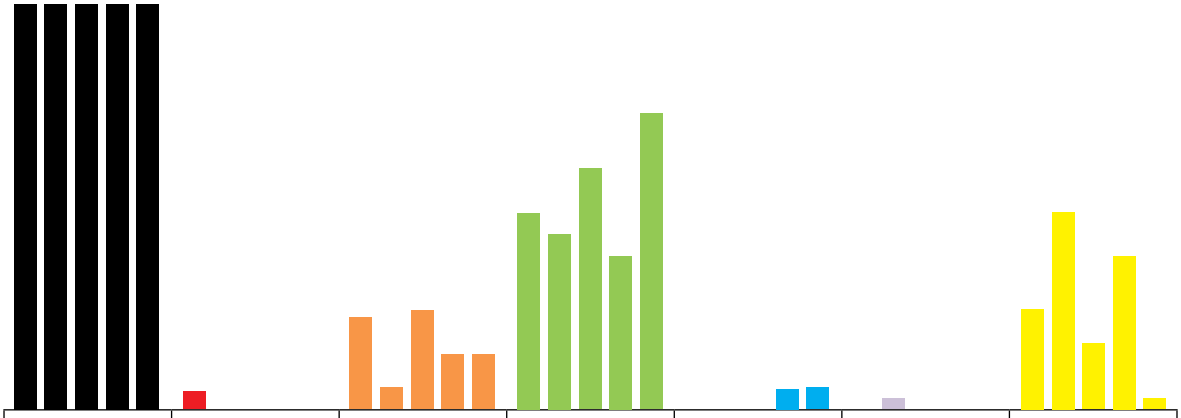

	Total Projects	1 Nil Achieved	2 Target Partially Met	3 Target Met	4 Target Exceeded	5 Target Exceeded by 100%	No Applicable
Quarter 1	100%	4.30%	22.58%	48.38%	0%	0%	24.73%
Quarter 2	100%	0%	5.40%	43.24%	0%	2.70%	48.64%
Quarter 3	100%	0%	24.32%	59.42%	0%	0%	16.21%
Quarter 4	100%	0%	13.51%	37.83%	5%	0%	37.83%
Annual	100%	0%	13.51%	72.97%	5.40%	0%	2.70%

LEGAL SERVICES UNIT OVERVIEW
OPERATIONAL PLAN (OP) 2014/2015 4TH QUARTER & ANNUAL PROGRESS REPORT

	TOTAL PROJECTS	KEY
	1 NIL ACHIEVED	
	2 TARGET PARTIALLY MET	
	3 TARGET MET	
	4 TARGET EXCEEDED	
	5 TARGET EXCEEDED BY 100 %	
	NOT APPLICABLE	

1 LEGAL SERVICES UNIT OVERVIEW

1.1 TOTAL PROJECTS: 2
1.1.1 OPERATING PROJECTS 2
1.1.2 CAPITAL PROJECTS 0

1.2 GRAPHICAL REPRESENTATION OF PERFORMANCE: OPERATING PROJECTS

LEGAL SERVICES UNIT OVERVIEW
OPERATIONAL PLAN (OP) 2014/2015 4TH QUARTER & ANNUAL PROGRESS REPORT

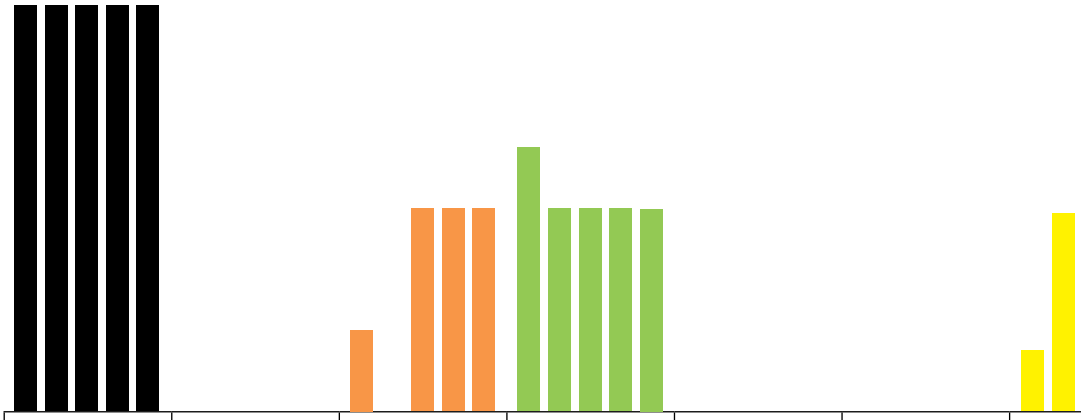

	Total Projects	1 Nil Achieved	2 Target Partially Met	3 Target Met	4 Target Exceeded	5 Target Exceeded by 100%	No Applicable
Quarter 1	100%	0%	20%	65%	0%	0%	15%
Quarter 2	100%	0%	0%	50%	0%	0%	50%
Quarter 3	100%	0%	50%	50%	0%	0%	0%
Quarter 4	100%	0%	50%	50%	0%	0%	0%
Annual	100%	0%	50%	50%	0%	0%	0%

OPERATIONAL PLAN FOR THE 2014/2015 FINANCIAL YEAR
BUSINESS UNIT: CORPORATE SERVICES
SUB UNIT: LEGAL SERVICES

INDEX	IDP REFERENCE	OPERATIONAL PLAN REFERENCE	NATIONAL KEY PERFORMANCE AREA	PROGRAMME	PROJECT	WARD	BASELINE / STATUS QUO	MEASURABLE OBJECTIVE	ANNUAL TARGET / OUTPUT	PERFORMANCE MEASURE	PERFORMANCE REPORTING - QUARTER 4 - QUARTER ENDING JUNE 2015							PERFORMANCE REPORTING - ANNUAL REPORTING (1 JULY 2014 - 30 JUNE 2015)						
											QUARTER 4 - QUARTER ENDING JUNE 2015							ANNUAL REPORTING (1 JULY 2014 - 30 JUNE 2015)						
											QUARTER 4 TARGET	QUARTER 4 PROGRESS - ACTUAL	ACTUAL (1,2,3,4,5, Not Applicable)	REASON FOR DEVIATION	CORRECTIVE MEASURE	TIMEFRAME TO IMPLEMENT CORRECTIVE MEASURES	SOURCE DOCUMENT	ANNUAL TARGET	ANNUAL PROGRESS - ACTUAL	ACTUAL (1,2,3,4,5, Not Applicable)	REASON FOR DEVIATION	CORRECTIVE MEASURE	TIMEFRAME TO IMPLEMENT CORRECTIVE MEASURES	SOURCE DOCUMENT
A	A1	LGL 01	NKPA 1 - MUNICIPAL TRANSFORMATION & ORGANIZATIONAL DEVELOPMENT	Strengthen Governance	By-laws	All wards	30	10 x specified bylaws published in the Provincial Gazette - (Credit Control, Debt Collection , Indigent , Rates , Street Trading, Wayleaves, Public Health, Cemeteries, Rules of Order, Electricity and Aerodrome Bylaws)	10 x specified bylaws published in the Provincial Gazette by 30th of June 2015 - (Credit Control, Debt Collection , Indigent , Rates , Street Trading, Wayleaves, Public Health, Cemeteries, Rules of Order, Electricity and Aerodrome Bylaws)	Number specified bylaws published in the Provincial Gazette - (Credit Control, Debt Collection , Indigent , Rates , Street Trading, Wayleaves, Public Health, Cemeteries, Rules of Order, Electricity and Aerodrome Bylaws)	10 x specified bylaws published in the Provincial Gazette by 30th of June 2015 - (Credit Control and Debt Collection , Indigent , Rates, Street Trading, Wayleaves, Public Health, Cemeteries, Rules of Order, Electricity and Aerodrome Bylaws)	The following bylaws were published: Indigent , Rates , Street Trading, Public Health, Cemeteries, Rules of Order, Electricity, Debt Collection and Credit Control.	2	Wayleaves Bylaws: Awaiting Constitutional Court Judgement. Bylaws cannot be implemented without such judgment. Aerodrome Bylaws: Bylaws stood down to take into account future plans for the airport.	Wayleaves Bylaws: Await judgment. Aerodrome Bylaws: Master plan for airport to be considered to establish whether it has any impact on the bylaws.	Wayleaves Bylaws: Depends on Constitutional Court. Note: Wayleaves Bylaws rescheduled for 2015/2016 year. Aerodrome Bylaws: 31 December 2015.	Full Council resolutions, Publications in Provincial Gazette,	10 x specified bylaws published in the Provincial Gazette by 30th of June 2015 - (Credit Control, Debt Collection, Indigent, Rates, Street Trading, Wayleaves, Public Health, Cemeteries, Rules of Order, Electricity and Aerodrome Bylaws)	Following bylaws were published:- Credit Control, Debt Collection, Indigent, Rates , Street Trading, Public Health, Cemeteries, Rules of Order, Electricity. Review of Following bylaws finalised: Caravan and Camping Bylaws, Campsdrift Bylaws, Solid Waste. Review of following bylaws commenced: Human Settlement bylaws.	2	Wayleaves bylaws not published: Cannot be promulgated until Constitutional Court has delivered judgment on s22 of Electronic Communications Act. Aerodrome bylaws: Aerodrome: stood down for further review. Master plan for airport to be considered to establish whether it has any impact on the bylaws. Note: The Aerodrome bylaws are intended to regulate the functional operation of the airport.	Wayleaves Judgement reserved in Constitutional Court: follow up. Aerodrome bylaws: Master plan for airport to be considered to establish whether it has any impact on the bylaws. Note: The Aerodrome bylaws are intended to regulate the functional operation of the airport.	Wayleaves Bylaws: Depends on Constitutional Court. Note: Wayleaves Bylaws rescheduled for 2015/2016 year. Aerodrome Bylaws: 31 December 2015.	Full Council Resolutions. Publications in Provincial Gazette,
											67 776.09	557 557.74	N/A	N/A	N/A	N/A	N/A	633 008.00	633 007.55	N/A	N/A	N/A	N/A	N/A
E	E1	LGL 02	NKPA 5 - GOOD GOVERNANCE & PUBLIC PARTICIPATION	Legal Representation	Provision of legal representation	All wards	100%	100% Provision of legal representation on behalf of Council in all instances of Civil and criminal Litigation matters	100% Provision of legal representation on behalf of Council in all instances of Civil and criminal Litigation matters by the 30th of June 2015	% Provision of legal representation on behalf of Council in all instances of Civil and criminal Litigation matters	100% Provision of legal representation on behalf of Council in all instances of Civil and criminal Litigation matters by the 30th of June 2015	100% Provision of legal representation on behalf of Council in all instances of Civil and criminal Litigation matters	3	N/A	N/A	N/A	Court documents, Court book.	100% Provision of legal representation on behalf of Council in all instances of Civil and criminal Litigation matters by the 30th of June 2015	100% Provision of legal representation on behalf of Council in all instances of Civil and criminal Litigation matters	3	N/A	N/A	N/A	Court documents, Court book.
											400 000.00	1 472 099.51	N/A	N/A	N/A	N/A	N/A	5 111 477.00	5 111 477.00	N/A	N/A	N/A	N/A	N/A

INFORMATION COMMUNICATION TECHNOLOGY UNIT OVERVIEW
OPERATIONAL PLAN (OP) 2014/2015 4TH QUARTER & ANNUAL PROGRESS REPORT

	TOTAL PROJECTS	KEY
	1 NIL ACHIEVED	
	2 TARGET PARTIALLY MET	
	3 TARGET MET	
	4 TARGET EXCEEDED	
	5 TARGET EXCEEDED BY 100 %	
	NOT APPLICABLE	

1 INFORMATION COMMUNICATION TECHNOLOGY UNIT OVERVIEW

1.1 TOTAL PROJECTS: 6
1.1.1 OPERATING PROJECTS 6
1.1.2 CAPITAL PROJECTS 0

1.2 GRAPHICAL REPRESENTATION OF PERFORMANCE: OPERATING PROJECTS

INFORMATION COMMUNICATION TECHNOLOGY UNIT OVERVIEW
OPERATIONAL PLAN (OP) 2014/2015 4TH QUARTER & ANNUAL PROGRESS REPORT

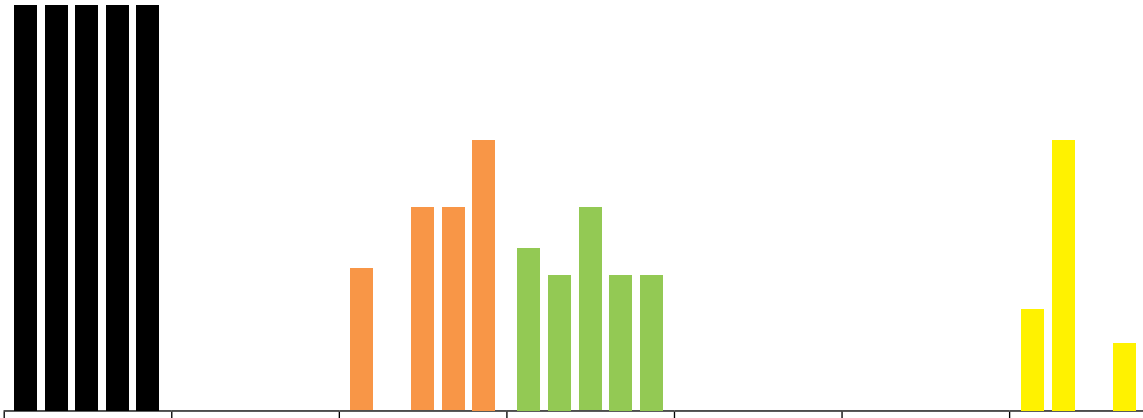

	Total Projects	1 Nil Achieved	2 Target Partially Met	3 Target Met	4 Target Exceeded	5 Target Exceeded by 100%	No Applicable
Quarter 1	100%	0%	35%	40%	0%	0%	25%
Quarter 2	100%	0%	0%	33.33%	0%	0%	66.66%
Quarter 3	100%	0%	50%	50%	0%	0%	0%
Quarter 4	100%	0%	50%	33.33%	0%	0%	16.66%
Annual	100%	0%	66.66%	33.33%	0%	0%	0%

OPERATIONAL PLAN FOR THE 2014/2015 FINANCIAL YEAR
BUSINESS UNIT: CORPORATE SERVICES
SUB UNIT: INFORMATION COMMUNICATION TECHNOLOGY

INDEX	IDP REFERENCE	OPERATIONAL PLAN REFERENCE	NATIONAL KEY PERFORMANCE AREA	PROGRAMME	PROJECT	WARD	BASELINE / STATUS QUO	MEASURABLE OBJECTIVE	ANNUAL TARGET / OUTPUT	PERFORMANCE MEASURE	PERFORMANCE REPORTING - QUARTER 4 - QUARTER ENDING JUNE 2015							PERFORMANCE REPORTING - ANNUAL REPORTING (1 JULY 2014 - 30 JUNE 2015)						
											QUARTER 4 - QUARTER ENDING JUNE 2015							ANNUAL REPORTING (1 JULY 2014 - 30 JUNE 2015)						
											QUARTER 4 TARGET	QUARTER 4 PROGRESS - ACTUAL	ACTUAL (1,2,3,4,5, Not Applicable)	REASON FOR DEVIATION	CORRECTIVE MEASURE	TIMEFRAME TO IMPLEMENT CORRECTIVE MEASURES	SOURCE DOCUMENT	ANNUAL TARGET	ANNUAL PROGRESS - ACTUAL	ACTUAL (1,2,3,4,5, Not Applicable)	REASON FOR DEVIATION	CORRECTIVE MEASURE	TIMEFRAME TO IMPLEMENT CORRECTIVE MEASURES	SOURCE DOCUMENT
A	A1	ICT 01	NKPA 1 - MUNICIPAL TRANSFORMATION & ORGANIZATIONAL DEVELOPMENT	Optimise system, procedures and processes	Systems and process re-engineering	ALL	7	10 ICT Master Systems plan projects implemented	10 ICT Master Systems plan projects implemented by the 30th of June 2015 (1. Server Refresh, 2. Network Refresh, 3. Telephone management system upgrade, 4. SLA and software licencing review, 5. Housing waiting list database upgrade, 6. ADSL and fixed line upgrade, 7. Document management system (phase 1), 8. Intergrated financial management system phase 1 (SAP), 9. Microsoft platform upgrade, 10. network monitoring system)	Number of ICT Master Systems plan projects implemented	10 ICT Master Systems plan projects implemented by the 30th of June 2015 (1. Server Refresh, 2. Network Refresh, 3. Telephone management system upgrade, 4. SLA and software licencing review, 5. Housing waiting list database upgrade, 6. ADSL and fixed line upgrade, 7. Document management system (phase 1), 8. Intergrated financial management system phase 1 (SAP), 9. Microsoft platform upgrade, 10. network monitoring system)	10 ICT Master Systems plan projects implemented by the 30th of June 2015 (1. Server Refresh, 2. Network Refresh, 3. Telephone management system upgrade, 4. SLA and software licencing review, 5. Housing waiting list database upgrade, 6. ADSL and fixed line upgrade, 7. Document management system (phase 1), 8. Intergrated financial management system phase 1 (SAP), 9. Microsoft platform upgrade, 10. network monitoring system)	3	N/A	N/A	N/A	Invoices and Sign-off completion certificates	10 ICT Master Systems plan projects implemented by the 30th of June 2015 (1. Server Refresh, 2. Network Refresh, 3. Telephone management system upgrade, 4. SLA and software licencing review, 5. Housing waiting list database upgrade, 6. ADSL and fixed line upgrade, 7. Document management system (phase 1), 8. Intergrated financial management system phase 1 (SAP), 9. Microsoft platform upgrade, 10. network monitoring system)	10 ICT Master Systems plan projects implemented by the 30th of June 2015 (1. Server Refresh, 2. Network Refresh, 3. Telephone management system upgrade, 4. SLA and software licencing review, 5. Housing waiting list database upgrade, 6. ADSL and fixed line upgrade, 7. Document management system (phase 1), 8. Intergrated financial management system phase 1 (SAP), 9. Microsoft platform upgrade, 10. network monitoring system)	3	N/A	N/A	N/A	Invoices and Sign-off completion certificates
											N/A	N/A	N/A	N/A	N/A	N/A	N/A	N/A	N/A	N/A	N/A	N/A	N/A	N/A
A	A2	ICT 03	NKPA 1 - MUNICIPAL TRANSFORMATION & ORGANIZATIONAL DEVELOPMENT	Optimise system, procedures and processes	Network Expansion	ALL	26 sites currently without network connectivity	5 x Sites (Buildings) with no ICT Communication Networks connected to the ICT network	5 x Sites (Buildings) with no ICT Communication Networks connected to the ICT network by the 30th of June 2015 (Orthmann Road, Gallaway House, Landfill Site, Vulindlela Offices, Mkondeni Computer Room)	Number of Sites (Buildings) with no ICT Communication Networks connected to the ICT network	5 x Sites (Buildings) with no ICT Communication Networks connected to the ICT network by the 30th of June 2015 (Orthmann Road, Gallaway House, Landfill Site, Vulindlela Offices, Mkondeni Computer Room)	No activity during the month as no budget available for this project	1	No budget made available.	This project has been moved to 2015/16 financial year and has an approved budget already.	2 months	Mid-Term submission.	5 x Sites (Buildings) with no ICT Communication Networks connected to the ICT network by the 30th of June 2015 (Orthmann Road, Gallaway House, Landfill Site, Vulindlela Offices, Mkondeni Computer Room)	No activity during the month as no budget available for this project	1	No budget made available.	This project has been moved to 2015/16 financial year and has an approved budget already.	2 months	Mid-Term submission.
											N/A	N/A	N/A	N/A	N/A	N/A	N/A	N/A	N/A	N/A	N/A	N/A	N/A	N/A
A	A2	ICT 04	NKPA 1 - MUNICIPAL TRANSFORMATION & ORGANIZATIONAL DEVELOPMENT	Optimise system, procedures and processes	Redundancy Connectivity for Critical Sites	ALL	0 sites with no alternative backup data line.	5 x critical sites without network alternative connectivity data lines to be installed with backup connectivity data lines	5 x critical sites without network alternative connectivity data lines to be installed with backup connectivity data lines by the 30th of June 2015 (City Hall, Doull Road, Oribi Airport, Washington Road (Traffic), Oribi Fire Station)	Number of critical sites without network alternative connectivity data lines to be installed with backup connectivity data lines	5 x critical sites without network alternative connectivity data lines to be installed with backup connectivity data lines by the 30th of June 2015 (City Hall, Doull Road, Oribi Airport, Washington Road (Traffic), Oribi Fire Station)	3 Sites have been connected with fibre and completed (City Hall, SITA, Doull Road). Due to shortgae of funds, we could not proceed and finalise two mpore sites.	2	Due to budget shortage and unavailability of funds during the mid-term budget, we could not complete the project as anticipated.	To plan for the two more critical sites during the 2015/16 financial year.	5 months	Completion Certificate with Fibre Data line test report.	5 x critical sites without network alternative connectivity data lines to be installed with backup connectivity data lines by the 30th of June 2015 (City Hall, Doull Road, Oribi Airport, Washington Road (Traffic), Oribi Fire Station)	3 Sites have been connected with fibre and completed (City Hall, SITA, Doull Road). Due to shortgae of funds, we could not proceed and finalise two mpore sites.	2	Due to budget shortage and unavailability of funds during the mid-term budget, we could not complete the project as anticipated.	To plan for the two more critical sites during the 2015/16 financial year.	5 months	Completion Certificates
											N/A	N/A	N/A	N/A	N/A	N/A	N/A	N/A	N/A	N/A	N/A	N/A	N/A	N/A

OPERATIONAL PLAN FOR THE 2014/2015 FINANCIAL YEAR
BUSINESS UNIT: CORPORATE SERVICES
SUB UNIT: INFORMATION COMMUNICATION TECHNOLOGY

INDEX	IDP REFERENCE	OPERATIONAL PLAN REFERENCE	NATIONAL KEY PERFORMANCE AREA	PROGRAMME	PROJECT	WARD	BASELINE / STATUS QUO	MEASURABLE OBJECTIVE	ANNUAL TARGET / OUTPUT	PERFORMANCE MEASURE	PERFORMANCE REPORTING - QUARTER 4 - QUARTER ENDING JUNE 2015							PERFORMANCE REPORTING - ANNUAL REPORTING (1 JULY 2014 - 30 JUNE 2015)						
											QUARTER 4 - QUARTER ENDING JUNE 2015							ANNUAL REPORTING (1 JULY 2014 - 30 JUNE 2015)						
											QUARTER 4 TARGET	QUARTER 4 PROGRESS - ACTUAL	ACTUAL (1,2,3,4,5, Not Applicable)	REASON FOR DEVIATION	CORRECTIVE MEASURE	TIMEFRAME TO IMPLEMENT CORRECTIVE MEASURES	SOURCE DOCUMENT	ANNUAL TARGET	ANNUAL PROGRESS - ACTUAL	ACTUAL (1,2,3,4,5, Not Applicable)	REASON FOR DEVIATION	CORRECTIVE MEASURE	TIMEFRAME TO IMPLEMENT CORRECTIVE MEASURES	SOURCE DOCUMENT
A	A1	ICT 05	NKPA 1 - MUNICIPAL TRANSFORMATION & ORGANIZATIONAL DEVELOPMENT	Improve Corporate Services Compliance & Reduce Risk	Develop ICT Security Strategy Plan	ALL	Draft ICT Security Strategy	ICT Security Strategy inclusive of all high priority findings developed and submitted to SMC for approval by Council	ICT Security Strategy inclusive of all high priority findings developed and submitted to SMC by the 28th of February 2015 for approval by Council	Date ICT Security Strategy inclusive of all high priority findings developed and submitted to SMC for approval by Council	N/A	N/A	NOT APPLICABLE	N/A	N/A	N/A	N/A	ICT Security Strategy inclusive of all high priority findings developed and submitted to SMC by the 28th of February 2015 for approval by Council	ICT Security Strategy inclusive of all high priority findings developed and submitted to SMC by the 28th of February 2015 for approval by Council	3	N/A	N/A	N/A	SMC Submission.
											N/A	N/A	N/A	N/A	N/A	N/A	N/A	N/A	N/A	N/A	N/A	N/A	N/A	N/A
A	A3	ICT 06	NKPA 1 - MUNICIPAL TRANSFORMATION & ORGANIZATIONAL DEVELOPMENT	Improve Corporate Services Compliance & Reduce Risk	Implement ICT Security Strategy Plan	ALL	Draft ICT Security Strategy	100 % implementation of the ICT Security Strategy inclusive of all high priority findings	100 % implementation of the ICT Security Strategy inclusive of all high priority findings by the 30th of June 2015	% implementation of the ICT Security Strategy inclusive of all high priority findings	100 % implementation of the ICT Security Strategy inclusive of all high priority findings by the 30th of June 2015	The implementation of the ICT Security Vulnerability is in progress. CISCO Firewall rules and Intrusion prevention systems have been setup and configured. Microsoft upgrade is in progress and due for finalisation by 30 June 2015.	2	Due to technical challenges experienced, we couldn't complete and fibalise this implementation on time. Additional hardware and skills has to be sourced from service providers to assist ICT with the remaining work.	Additional hardware and skills has to be sourced from service providers to assist ICT with the remaining work.	2 months	Approved ICT Security Vulnerability Assessment Strategy	100 % implementation of the ICT Security Strategy inclusive of all high priority findings by the 30th of June 2015	The implementation of the ICT Security Vulnerability is in progress. CISCO Firewall rules and Intrusion prevention systems have been setup and configured. Microsoft upgrade is in progress and due for finalisation by 30 June 2015.	2	Due to technical challenges experienced, we couldn't complete and fibalise this implementation on time. Additional hardware and skills has to be sourced from service providers to assist ICT with the remaining work.	Additional hardware and skills has to be sourced from service providers to assist ICT with the remaining work.	2 months	Approved ICT Security Vulnerability Assessment Strategy
											R 250 000	N/A	N/A	N/A	N/A	N/A	N/A	N/A	N/A	N/A	N/A	N/A	N/A	N/A
A	A1	ICT 07	NKPA 1 - MUNICIPAL TRANSFORMATION & ORGANIZATIONAL DEVELOPMENT	Improve Corporate Services Compliance & Reduce Risk	Institutionalise ICT Steering Committee	ALL	0 ICT Steercom meetings held to date.	6 x ICT Steering Committee meetings convened	6 x ICT Steering Committee meetings convened by the 30th of June 2015	Number of ICT Steering Committee meetings convened	6 x ICT Steering Committee meetings convened by the 30th of June 2015	No ICT Steercom meeting convened due to clashes and unavailability of memebers due to the SAP Blueprint Workshops. Also no agenda items availale.	1	No agenda items available. Clashes with SAP Blueprint Workshops	In the new financial year, to have 1 ICT Steering committee meeting every quarter.	3 months	ICT Steercom Minutes	6 x ICT Steering Committee meetings convened by the 30th of June 2015	4 meetings have convened, from Jan to April.	2	No ICT Steercom meeting convened due to clashes and unavailability of memebers due to the SAP Blueprint Workshops. Also no agenda items availale.	In the new financial year, to have 1 ICT Steering committee meeting every quarter.	3 months	ICT Steercom Minutes
											N/A	N/A	N/A	N/A	N/A	N/A	N/A	N/A	N/A	N/A	N/A	N/A	N/A	N/A

SOUND GOVERNANCE UNIT OVERVIEW
OPERATIONAL PLAN (OP) 2014/2015 4TH QUARTER & ANNUAL PROGRESS REPORT

	TOTAL PROJECTS	KEY
	1 NIL ACHIEVED	
	2 TARGET PARTIALLY MET	
	3 TARGET MET	
	4 TARGET EXCEEDED	
	5 TARGET EXCEEDED BY 100 %	
	NOT APPLICABLE	

1 SOUND GOVERNANCE UNIT OVERVIEW

1.1 TOTAL PROJECTS: 15
1.1.1 OPERATING PROJECTS 15
1.1.2 CAPITAL PROJECTS 0

1.2 GRAPHICAL REPRESENTATION OF PERFORMANCE: OPERATING PROJECTS

SOUND GOVERNANCE UNIT OVERVIEW
OPERATIONAL PLAN (OP) 2014/2015 4TH QUARTER & ANNUAL PROGRESS REPORT

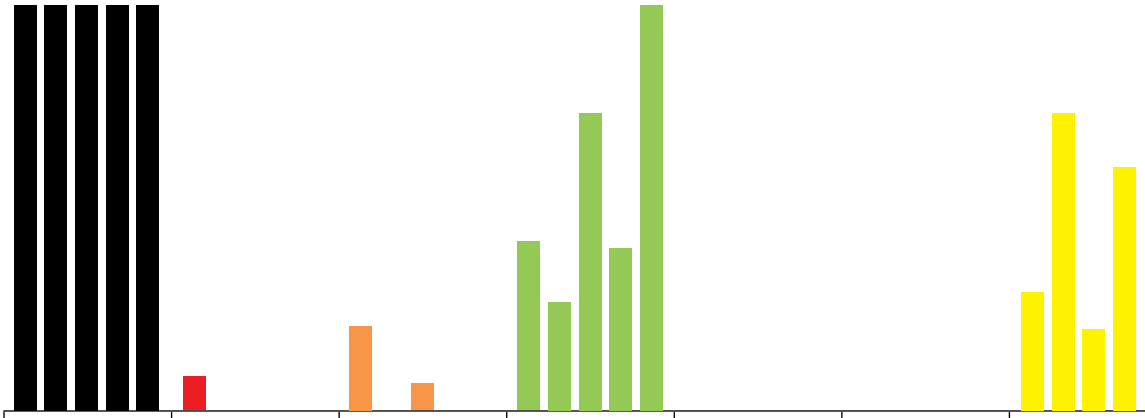

	Total Projects	1 Nil Achieved	2 Target Partially Met	3 Target Met	4 Target Exceeded	5 Target Exceeded by 100%	No Applicable
Quarter 1	100%	8.33%	20.83%	41.66%	0%	0%	29.16%
Quarter 2	100%	0%	0%	26.66%	0%	0%	73.33%
Quarter 3	100%	0%	6.66%	73.33%	0%	0%	20%
Quarter 4	100%	0%	0%	40%	0%	0%	60%
Annual	100%	0%	0%	100%	0%	0%	0%

OPERATIONAL PLAN FOR THE 2014/2015 FINANCIAL YEAR
BUSINESS UNIT: CORPORATE SERVICES
SUB UNIT: SOUND GOVERNANCE

INDEX	IDP REFERENCE	OPERATIONAL PLAN REFERENCE	NATIONAL KEY PERFORMANCE AREA	PROGRAMME	PROJECT	WARD	BASELINE / STATUS QUO	MEASURABLE OBJECTIVE	ANNUAL TARGET / OUTPUT	PERFORMANCE MEASURE	PERFORMANCE REPORTING - QUARTER 4 - QUARTER ENDING JUNE 2015							PERFORMANCE REPORTING - ANNUAL REPORTING (1 JULY 2014 - 30 JUNE 2015)						
											QUARTER 4 - QUARTER ENDING JUNE 2015							ANNUAL REPORTING (1 JULY 2014 - 30 JUNE 2015)						
											QUARTER 4 TARGET	QUARTER 4 PROGRESS - ACTUAL	ACTUAL (1,2,3,4,5, Not Applicable)	REASON FOR DEVIATION	CORRECTIVE MEASURE	TIMEFRAME TO IMPLEMENT CORRECTIVE MEASURES	SOURCE DOCUMENT	ANNUAL TARGET	ANNUAL PROGRESS - ACTUAL	ACTUAL (1,2,3,4,5, Not Applicable)	REASON FOR DEVIATION	CORRECTIVE MEASURE	TIMEFRAME TO IMPLEMENT CORRECTIVE MEASURES	SOURCE DOCUMENT
A	A3	SG 01	NKPA 1 - MUNICIPAL TRANSFORMATION & ORGANIZATIONAL DEVELOPMENT	Increase Performance and Efficiency Levels of Corporate Services	Implementation of Batho Pele Principles	ALL	The Customer Service Charter has been adopted by Council.	Implementation Plan & Monitoring Tool for the Implementation of Batho Pele Principles and Customer Service Charter developed and submitted to SMC for approval	Implementation Plan & Monitoring Tool for the Implementation of Batho Pele Principles and Customer Service Charter developed and submitted to SMC by the 30th of September 2014	Date Implementation Plan & Monitoring Tool for the Implementation of Batho Pele Principles and Customer Service Charter developed and submitted to SMC	N/A	N/A	NOT APPLICABLE	N/A	N/A	N/A	N/A	Implementation Plan & Monitoring Tool for the Implementaion of Batho Pele Principles and Customer Service Charter developed and submitted to SMC by the 30th of September 2014	Implementation Plan & Monitoring Tool for the Implementaion of Batho Pele Principles and Customer Service Charter developed and submitted to SMC by the 30th of September 2014	3	N/A	N/A	N/A	SMC Resolution
											N/A	N/A	N/A	N/A	N/A	N/A	N/A	N/A	N/A	N/A	N/A	N/A	N/A	N/A
A	A3	SG 02	NKPA 1 - MUNICIPAL TRANSFORMATION & ORGANIZATIONAL DEVELOPMENT	Increase Performance and Efficiency Levels of Corporate Services	Implementation of Batho Pele Principles	ALL	The implementation plan of Batho Pele Principles, belief set we belong, we care, we serve, and monitoring tool has been developed	Questionnaire to assess the standard of services rendered to Municipal customers developed and submitted to SMC for approval	Questionnaire to assess the standard of services rendered to Municipal customers developed and submitted to SMC for approval by 31 March 2015	Date Questionnaire to assess the standard of services rendered to Municipal customers is developed and submitted to SMC for approval	1 Outcomes Report prepared and submitted to SMC on Customer Survey by 30 June 2015	1 Outcomes Report prepared and submitted to SMC on Customer Survey by 30 June 2015	3	N/A	N/A	N/A	SMC Resolution	Questionnaire to assess the standard of services rendered to Municipal customers developed and submitted to SMC for approval by 31 March 2015	Questionnaire to assess the standard of services rendered to Municipal customers developed and submitted to SMC for approval by 31 March 2015	3	N/A	N/A	N/A	SMC Resolution
											N/A	N/A	N/A	N/A	N/A	N/A	N/A	N/A	N/A	N/A	N/A	N/A	N/A	N/A
A	A2	SG 03	NKPA 1 - MUNICIPAL TRANSFORMATION & ORGANIZATIONAL DEVELOPMENT	Increase Performance and Efficiency Levels of Corporate Services	Implementation of Batho Pele Principles	ALL	NIL	1 x Workshop on Batho Pele Principles and Customer Service Charter conducted for Msunduzi Batho Pele forum AND THE DEVELOPMENT OF THE SERVICE DELIVERY IMPROVEMENT PLAN	1 x Workshop on Batho Pele Principles and Customer Service Charter conducted for Msunduzi Batho Pele forum by the 31st of January 2015	Date of Workshop on Batho Pele Principles and Customer Service Charter conducted for Msunduzi Batho Pele forum	N/A	N/A	NOT APPLICABLE	N/A	N/A	N/A	N/A	1 x Workshop on Batho Pele Principles and Customer Service Charter conducted for Msunduzi Batho Pele forum by the 31st of January 2015	1 x Workshop on Batho Pele Principles and Customer Service Charter conducted for Msunduzi Batho Pele forum by the 31st of January 2015	3	N/A	N/A	N/A	Programme
											N/A	N/A	N/A	N/A	N/A	N/A	N/A	N/A	N/A	N/A	N/A	N/A	N/A	N/A
A	A2	SG 04	NKPA 1 - MUNICIPAL TRANSFORMATION & ORGANIZATIONAL DEVELOPMENT	Increase Performance and Efficiency Levels of Corporate Services	Implementation of Batho Pele Principles	ALL	NIL Workshop on Batho Pele Principles and Customer Service Charter	To conduct a workshop for the Msunduzi Batho Pele Forum on the draft Service Delivery Improvement Plan (SDIP) by the 28th of February 2015	To conduct a workshop for the Msunduzi Batho Pele Forum on the draft Service Delivery Improvement Plan (SDIP) by the 28th of February 2015	Date workshop conduct ed for the Msunduzi Batho Pele Forum on the draft Service Delivery Improvement Plan (SDIP)	N/A	N/A	NOT APPLICABLE	N/A	N/A	N/A	N/A	To conduct a workshop for the Msunduzi Batho Pele Forum on the draft Service Delivery Improvement Plan (SDIP) by the 28th of February 2015	To conduct a workshop for the Msunduzi Batho Pele Forum on the draft Service Delivery Improvement Plan (SDIP) by the 28th of February 2015	3	N/A	N/A	N/A	Register, Agenda and minutes
											N/A	N/A	N/A	N/A	N/A	N/A	N/A	N/A	N/A	N/A	N/A	N/A	N/A	N/A

OPERATIONAL PLAN FOR THE 2014/2015 FINANCIAL YEAR
BUSINESS UNIT: CORPORATE SERVICES
SUB UNIT: SOUND GOVERNANCE

INDEX	IDP REFERENCE	OPERATIONAL PLAN REFERENCE	NATIONAL KEY PERFORMANCE AREA	PROGRAMME	PROJECT	WARD	BASELINE / STATUS QUO	MEASURABLE OBJECTIVE	ANNUAL TARGET / OUTPUT	PERFORMANCE MEASURE	PERFORMANCE REPORTING - QUARTER 4 - QUARTER ENDING JUNE 2015							PERFORMANCE REPORTING - ANNUAL REPORTING (1 JULY 2014 - 30 JUNE 2015)						
											QUARTER 4 - QUARTER ENDING JUNE 2015							ANNUAL REPORTING (1 JULY 2014 - 30 JUNE 2015)						
											QUARTER 4 TARGET	QUARTER 4 PROGRESS - ACTUAL	ACTUAL (1,2,3,4,5, Not Applicable)	REASON FOR DEVIATION	CORRECTIVE MEASURE	TIMEFRAME TO IMPLEMENT CORRECTIVE MEASURES	SOURCE DOCUMENT	ANNUAL TARGET	ANNUAL PROGRESS - ACTUAL	ACTUAL (1,2,3,4,5, Not Applicable)	REASON FOR DEVIATION	CORRECTIVE MEASURE	TIMEFRAME TO IMPLEMENT CORRECTIVE MEASURES	SOURCE DOCUMENT
A	A1	SG 05	NKPA 1 - MUNICIPAL TRANSFORMATION & ORGANIZATIONAL DEVELOPMENT	Increase Performance and Efficiency Levels of Corporate Services	Implementation of Batho Pele Principles	ALL	NIL	Develop and submit Msunduzi Service Delivery Improvement Plan to SMC for approval	Msunduzi Service Delivery Improvement Plan developed and submitted to SMC by the 31st of March 2015	Date Msunduzi Service Delivery Improvement Plan developed and submitted to SMC	N/A	N/A	NOT APPLICABLE	N/A	N/A	N/A	N/A	Msunduzi Service Delivery Improvement Plan developed and submitted to SMC by the 31st of March 2015	Msunduzi Service Delivery Improvement Plan developed and submitted to SMC by the 31st of March 2015	3	N/A	N/A	N/A	SMC Resolution
											N/A	N/A	N/A	N/A	N/A	N/A	N/A	N/A	N/A	N/A	N/A	N/A	N/A	N/A
A	A3	SG 06	NKPA 1 - MUNICIPAL TRANSFORMATION & ORGANIZATIONAL DEVELOPMENT	Increase Performance and Efficiency Levels of Corporate Services	Implementation of Batho Pele Principles	ALL	NIL	3 x bi-monthly meetings of Msunduzi Batho Pele forum CONVENED to monitor the implementation of Batho Pele Principles and Customer Service Charter	3 x bi-monthly meetings of Msunduzi Batho Pele forum CONVENED to monitor the implementation of Batho Pele Principles and Customer Service Charter by the 30th of June 2015	Number of bi-monthly meetings of Msunduzi Batho Pele forum CONVENED to monitor the implementation of Batho Pele Principles and Customer Service Charter	3 x bi-monthly meetings of Msunduzi Batho Pele forum facilitated to monitor the implemantation of Batho Pele Principles and Customer Service Charter by the 30th of June 2015	3 x bi-monthly meetings of Msunduzi Batho Pele forum facilitated to monitor the implemantation of Batho Pele Principles and Customer Service Charter by the 30th of June 2015	3	N/A	N/A	N/A	Agendas and minutes	3 x bi-monthly meetings of Msunduzi Batho Pele forum CONVENED to monitor the implemantation of Batho Pele Principles and Customer Service Charter by the 30th of June 2015	3 x bi-monthly meetings of Msunduzi Batho Pele forum CONVENED to monitor the implemantation of Batho Pele Principles and Customer Service Charter by the 30th of June 2015	3	N/A	N/A	N/A	Agendas and minutes
											N/A	N/A	N/A	N/A	N/A	N/A	N/A	N/A	N/A	N/A	N/A	N/A	N/A	N/A
A	A1	SG 07	NKPA 1 - MUNICIPAL TRANSFORMATION & ORGANIZATIONAL DEVELOPMENT	Increase Performance and Efficiency Levels of Corporate Services	Developing Implementation plan for Msunduzi Municipality Service Excellence Awards	ALL	1st Service Excellence Awards held December 2015	Implementation Plan for Msunduzi Municipality Service Excellence Awards developed and submitted to SMC	Implementation plan for Msunduzi Municipality Service Excellence Awards developed and submitted to SMC by the 31st of March 2015.	Date Implementation Plan for Msunduzi Municipality Service Excellence Awards developed and submitted to SMC	N/A	N/A	NOT APPLICABLE	N/A	N/A	N/A	N/A	Implementaion plan for Msunduzi Municipality Service Excellence Awards developed and submitted to SMC by the 31st of March 2015.	Implementaion plan for Msunduzi Municipality Service Excellence Awards developed and submitted to SMC by the 31st of March 2015.	3	N/A	N/A	N/A	SMC Resolution
											N/A	N/A	N/A	N/A	N/A	N/A	N/A	N/A	N/A	N/A	N/A	N/A	N/A	N/A
A	A2	SG 08	NKPA 1 - MUNICIPAL TRANSFORMATION & ORGANIZATIONAL DEVELOPMENT	Improving Corporate Services Compliance and Risk Reduction	Procurement of Perforating and Numbering Machine , Lithographic Printing Machine and Electronic Document and Records Management System (EDRMS)	ALL	The existing Perforating and Numbering Machine and Lithographic Prating Machine are obsolete and there is no Electronic Document and Records Management System (EDRMS) in place.	Perforating and Numbering Machine procured	Perforating and Numbering Machine procured by the 31 December 2014	Date Perforating and Numbering Machine procured	N/A	N/A	NOT APPLICABLE	N/A	N/A	N/A	N/A	Perforating and Numbering Machine procured by the 31 December 2014	Perforating and Numbering Machine procured by the 31 December 2014	3	N/A	N/A	N/A	Delivery note
											N/A	N/A	N/A	N/A	N/A	N/A	N/A	N/A	N/A	N/A	N/A	N/A	N/A	N/A

OPERATIONAL PLAN FOR THE 2014/2015 FINANCIAL YEAR
BUSINESS UNIT: CORPORATE SERVICES
SUB UNIT: SOUND GOVERNANCE

INDEX	IDP REFERENCE	OPERATIONAL PLAN REFERENCE	NATIONAL KEY PERFORMANCE AREA	PROGRAMME	PROJECT	WARD	BASELINE / STATUS QUO	MEASURABLE OBJECTIVE	ANNUAL TARGET / OUTPUT	PERFORMANCE MEASURE	PERFORMANCE REPORTING - QUARTER 4 - QUARTER ENDING JUNE 2015							PERFORMANCE REPORTING - ANNUAL REPORTING (1 JULY 2014 - 30 JUNE 2015)						
											QUARTER 4 - QUARTER ENDING JUNE 2015							ANNUAL REPORTING (1 JULY 2014 - 30 JUNE 2015)						
											QUARTER 4 TARGET	QUARTER 4 PROGRESS - ACTUAL	ACTUAL (1,2,3,4,5, Not Applicable)	REASON FOR DEVIATION	CORRECTIVE MEASURE	TIMEFRAME TO IMPLEMENT CORRECTIVE MEASURES	SOURCE DOCUMENT	ANNUAL TARGET	ANNUAL PROGRESS - ACTUAL	ACTUAL (1,2,3,4,5, Not Applicable)	REASON FOR DEVIATION	CORRECTIVE MEASURE	TIMEFRAME TO IMPLEMENT CORRECTIVE MEASURES	SOURCE DOCUMENT
A	A2	SG 09	NKPA 1 - MUNICIPAL TRANSFORMATION & ORGANIZATIONAL DEVELOPMENT	Improving Corporate Services Compliance and Risk Reduction	Procurement of Perforating and Numbering Machine , Lithographic Printing Machine and Electronic Document and Records Management System (EDRMS)	ALL	The existing Perforating and Numbering Machine and Lithographic Prating Machine are obsolete and there is no Electronic Document and Records Management System (EDRMS) in place.	Lithographic Printing Machine procured	Lithographic Printing Machine procured by the 28 February 2015	Date Lithographic Printing Machine is procured	N/A	N/A	NOT APPLICABLE	N/A	N/A	N/A	N/A	Lithographic Printing Machine procured by the 28 February 2015	Lithographic Printing Machine procured by the 28 February 2015	3	N/A	N/A	N/A	Delivery note from Litho Services
											N/A	N/A	N/A	N/A	N/A	N/A	N/A	N/A	N/A	N/A	N/A	N/A	N/A	N/A
A	A2	SG 10	NKPA 1 - MUNICIPAL TRANSFORMATION & ORGANIZATIONAL DEVELOPMENT	Improving Corporate Services Compliance and Risk Reduction	Procurement of Perforating and Numbering Machine , Lithographic Printing Machine and Electronic Document and Records Management System (EDRMS)	ALL	The existing Perforating and Numbering Machine and Lithographic Printing Machine are obsolete and there is no Electronic Document and Records Management System (EDRMS) in place.	Electronic Document and Records Management System (EDRMS) procured	Electronic Document and Records Management System (EDRMS) procured by the 31st of March 2015.	Date Electronic Document and Records Management System (EDRMS) is procured	N/A	N/A	NOT APPLICABLE	N/A	N/A	N/A	N/A	Eletronic Document and Records Management System (EDRMS) procured by the 31st of March 2015.	Eletronic Document and Records Management System (EDRMS) procured by the 31st of March 2015.	3	N/A	N/A	N/A	Invoice from Datacentrix
											N/A	N/A	N/A	N/A	N/A	N/A	N/A	N/A	N/A	N/A	N/A	N/A	N/A	N/A
A	A3	SG 11	NKPA 1 - MUNICIPAL TRANSFORMATION & ORGANIZATIONAL DEVELOPMENT	Improving Corporate Services Compliance and Risk Reduction	Tracking Implementation of Resolutions	ALL	Implementation of resolutions is not tracked	6 x reports prepared and submitted to SMC on updated responses received from Business units in respect of implementation of resolutions taken by Exco & Council	6 x reports prepared and submitted to SMC on updated responses received from Business units in respect of implementation of resolutions taken by Exco & Council by the 30th of June 2015	Number of reports prepared and submitted to SMC on updated responses received from Business units in respect of implementation of resolutions taken by Exco & Council	6 x reports prepared and submitted to SMC on updated responses received from Business units in respect of implmentation of resolutions taken by Exco & Council by the 30th of June 2015	Quarterly reports submitted as per SMC resolution	3	Resolved by SMC on 09 March 2015 that reports be submitted on a quartery basis	N/A	N/A	SMC Resolution	6 x reports prepared and submitted to SMC on updated responses received from Business units in respect of implmentation of resolutions taken by Exco & Council by the 30th of June 2015	Quarterly reports submitted as per SMC resolution	3	Resolved by SMC on 09 March 2015 that reports be submitted on a quartery basis	N/A	N/A	SMC Resolution
											N/A	N/A	N/A	N/A	N/A	N/A	N/A	N/A	N/A	N/A	N/A	N/A	N/A	N/A
A	A1	SG12	NKPA 1 - MUNICIPAL TRANSFORMATION & ORGANIZATIONAL DEVELOPMENT	Improving Corporate Services Compliance and Risk Reduction	Minute Taking in Meetings	ALL	The minutes of Council and Council committee meetings are not compiled in seven working days at all times.	All minutes of Council and Council committee meetings compiled in seven (7) working days after the meetings	All minutes of Council and Council committee meetings compiled in seven (7) working days after the meetings by the 30th of June 2015	Number of Days taken to compile All minutes of Council and Council committee meetings	All minutes of Council and Council committee meetings compiled in seven (7) working days after the meetings by the 30th of June 2015	All minutes of Council and Council committee meetings compiled in seven (7) working days after the meetings by the 30th of June 2015	3	N/A	N/A	N/A	Council Minutes	All minutes of Council and Council committee meetings compiled in seven (7) working days after the meetings by the 30th of June 2015	All minutes of Council and Council committee meetings compiled in seven (7) working days after the meetings by the 30th of June 2015	3	N/A	N/A	N/A	Council Minutes
											N/A	N/A	N/A	N/A	N/A	N/A	N/A	N/A	N/A	N/A	N/A	N/A	N/A	N/A

OPERATIONAL PLAN FOR THE 2014/2015 FINANCIAL YEAR
BUSINESS UNIT: CORPORATE SERVICES
SUB UNIT: SOUND GOVERNANCE

INDEX	IDP REFERENCE	OPERATIONAL PLAN REFERENCE	NATIONAL KEY PERFORMANCE AREA	PROGRAMME	PROJECT	WARD	BASELINE / STATUS QUO	MEASURABLE OBJECTIVE	ANNUAL TARGET / OUTPUT	PERFORMANCE MEASURE	PERFORMANCE REPORTING - QUARTER 4 - QUARTER ENDING JUNE 2015							PERFORMANCE REPORTING - ANNUAL REPORTING (1 JULY 2014 - 30 JUNE 2015)						
											QUARTER 4 - QUARTER ENDING JUNE 2015							ANNUAL REPORTING (1 JULY 2014 - 30 JUNE 2015)						
											QUARTER 4 TARGET	QUARTER 4 PROGRESS - ACTUAL	ACTUAL (1,2,3,4,5, Not Applicable)	REASON FOR DEVIATION	CORRECTIVE MEASURE	TIMEFRAME TO IMPLEMENT CORRECTIVE MEASURES	SOURCE DOCUMENT	ANNUAL TARGET	ANNUAL PROGRESS - ACTUAL	ACTUAL (1,2,3,4,5, Not Applicable)	REASON FOR DEVIATION	CORRECTIVE MEASURE	TIMEFRAME TO IMPLEMENT CORRECTIVE MEASURES	SOURCE DOCUMENT
A	A1	SG 13	NKPA 1 - MUNICIPAL TRANSFORMATION & ORGANIZATIONAL DEVELOPMENT	Improving Corporate Services Compliance and Risk Reduction	Weekly Publication of Committee Meetings and Events - Council & Administration	ALL	Weekly & Monthly calendars published on corporate communications for - Council & Administration Meetings and Events	48 x weekly schedules of Portfolio meetings prepared and published on Corporate Communication every Friday - Meetings and Events by the 30th June 2015	48 x weekly schedules of Portfolio meetings prepared and published on Corporate Communication every Friday - Meetings and Events by the 30th June 2015	Number of weekly schedules of Meetings & Events prepared and published on Corporate Communication every Friday	48 x weekly schedules of Meetings & Events prepared and published on Corporate Communication every Friday by the 30th of June 2015	48 x weekly schedules of Meetings & Events prepared and published on Corporate Communication every Friday by the 30th of June 2015	3	N/A	N/A	N/A	48 Weekly schedules	48 x weekly schedules of Meetings & Events prepared and published on Corporate Communication every Friday by the 30th of June 2015	48 x weekly schedules of Meetings & Events prepared and published on Corporate Communication every Friday by the 30th of June 2015	3	N/A	N/A	N/A	48 Weekly shcedules
											N/A	N/A	N/A	N/A	N/A	N/A	N/A	N/A	N/A	N/A	N/A	N/A	N/A	N/A
A	A1	SG 14	NKPA 1 - MUNICIPAL TRANSFORMATION & ORGANIZATIONAL DEVELOPMENT	Improving Corporate Services Compliance and Risk Reduction	Monthly Publication of Council Committee meetings and Council Events	ALL	Weekly & Monthly calendars published on corporate communications	12 x monthly schedules of Portfolio Committee meetings prepared and published on Corporate Communication every last week of the month	12 x monthly schedules of Portfolio Committee meetings prepared and published on Corporate Communication every last week of the month by the 30th of June 2015	Number of monthly schedules of Portfolio Committee meetings prepared and published on Corporate Communication every last week of the month	12 x monthly schedules of Portfolio Committee meetings prepared and published on Corporate Communication every last week of the month by the 30th of June 2015	12 x monthly schedules of Portfolio Committee meetings prepared and published on Corporate Communication every last week of the month by the 30th of June 2015	3	N/A	N/A	N/A	12 Monthly calendars	12 x monthly schedules of Portfolio Committee meetings prepared and published on Corporate Communication every last week of the month by the 30th of June 2015	12 x monthly schedules of Portfolio Committee meetings prepared and published on Corporate Communication every last week of the month by the 30th of June 2015	3	N/A	N/A	N/A	12 Monthly calendars
											N/A	N/A	N/A	N/A	N/A	N/A	N/A	N/A	N/A	N/A	N/A	N/A	N/A	N/A
A	A1	SG 15	NKPA 1 - MUNICIPAL TRANSFORMATION & ORGANIZATIONAL DEVELOPMENT	Improving Corporate Services Compliance and Risk Reduction	Reviewing and Developing Terms of Reference of Council Committees	ALL	Some of the existing Terms of References of Council Portfolio and other Standing Committees are out dated	Reviewed Terms of Reference of Council Portfolio and other Standing Committees (9) developed and submitted to SMC	Reviewed Terms of Reference of Council Portfolio and other Standing Committees (9) developed and submitted to SMC by the 31st of March 2015	Date Reviewed Terms of Reference of Council Portfolio and other Standing Committees (9) developed and submitted to SMC	N/A	N/A	NOT APPLICABLE	N/A	N/A	N/A	N/A	Reviewed Terms of Reference of Council Portfolio and other Standing Committees (9) developed and submitted to SMC by the 31st of March 2015	Reviewed Terms of Reference of Council Portfolio and other Standing Committees (9) developed and submitted to SMC by the 31st of March 2015	3	N/A	N/A	N/A	SMC Resolution
											N/A	N/A	N/A	N/A	N/A	N/A	N/A	N/A	N/A	N/A	N/A	N/A	N/A	N/A

HUMAN RESOURCES MANAGEMENT UNIT OVERVIEW
OPERATIONAL PLAN (OP) 2014/2015 4TH QUARTER & ANNUAL PROGRESS REPORT

	TOTAL PROJECTS	KEY
	1 NIL ACHIEVED	
	2 TARGET PARTIALLY MET	
	3 TARGET MET	
	4 TARGET EXCEEDED	
	5 TARGET EXCEEDED BY 100 %	
	NOT APPLICABLE	

1 HUMAN RESOURCES MANAGEMENT UNIT OVERVIEW

1.1 TOTAL PROJECTS: 14
1.1.1 OPERATING PROJECTS 14
1.1.2 CAPITAL PROJECTS 0

1.2 GRAPHICAL REPRESENTATION OF PERFORMANCE: OPERATING PROJECTS

HUMAN RESOURCE MANAGEMENT UNIT OVERVIEW
OPERATIONAL PLAN (OP) 2014/2015 4TH QUARTER & ANNUAL PROGRESS REPORT

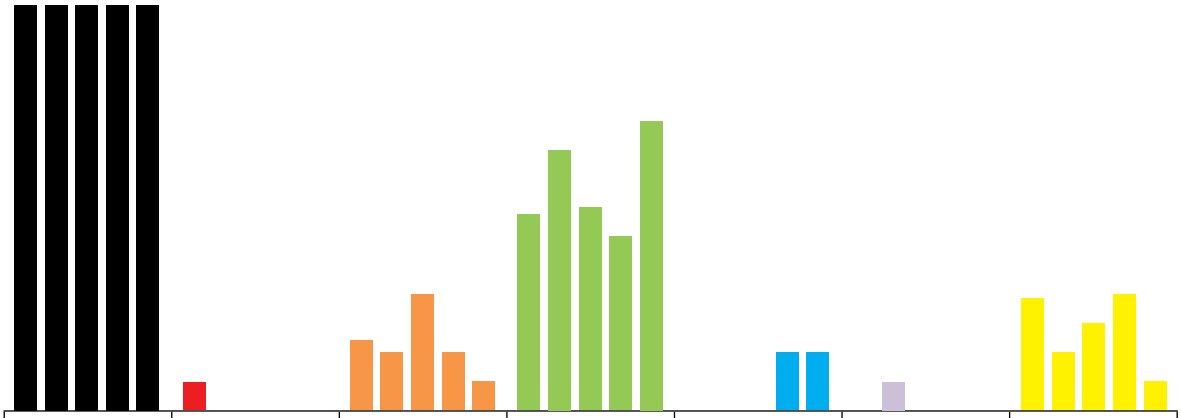

	Total Projects	1 Nil Achieved	2 Target Partially Met	3 Target Met	4 Target Exceeded	5 Target Exceeded by 100%	No Applicable
Quarter 1	100%	6.89%	17.24%	48.27%	0%	0%	27.58%
Quarter 2	100%	0%	14.28%	64.28%	0%	7%	14.28%
Quarter 3	100%	0%	28.57%	50%	0%	0%	21.42%
Quarter 4	100%	0%	14.28%	42.85%	14.28%	0%	28.57%
Annual	100%	0%	7.14%	71.42%	14.28%	0%	7.14%

OPERATIONAL PLAN FOR THE 2014/2015 FINANCIAL YEAR
BUSINESS UNIT: CORPORATE SERVICES
SUB UNIT: HUMAN RESOURCES MANAGEMENT

INDEX	IDP REFERENCE	OPERATIONAL PLAN REFERENCE	NATIONAL KEY PERFORMANCE AREA	PROGRAMME	PROJECT	WARD	BASELINE / STATUS QUO	MEASURABLE OBJECTIVE	ANNUAL TARGET / OUTPUT	PERFORMANCE MEASURE	PERFORMANCE REPORTING - QUARTER 4 - QUARTER ENDING JUNE 2015							PERFORMANCE REPORTING - ANNUAL REPORTING (1 JULY 2014 - 30 JUNE 2015)						
											QUARTER 4 - QUARTER ENDING JUNE 2015							ANNUAL REPORTING (1 JULY 2014 - 30 JUNE 2015)						
											QUARTER 4 TARGET	QUARTER 4 PROGRESS - ACTUAL	ACTUAL (1,2,3,4,5, Not Applicable)	REASON FOR DEVIATION	CORRECTIVE MEASURE	TIMEFRAME TO IMPLEMENT CORRECTIVE MEASURES	SOURCE DOCUMENT	ANNUAL TARGET	ANNUAL PROGRESS - ACTUAL	ACTUAL (1,2,3,4,5, Not Applicable)	REASON FOR DEVIATION	CORRECTIVE MEASURE	TIMEFRAME TO IMPLEMENT CORRECTIVE MEASURES	SOURCE DOCUMENT
A	A2	HR 01	NKPA 1 - MUNICIPAL TRANSFORMATION & ORGANIZATIONAL DEVELOPMENT	Personal Development Plans	Training	ALL	530 employees trained according to PDP in 2013/14	595 employees trained according to PDP	595 employees trained according to PDP by the 30th of June 2015	Number of employees trained according to PDP	595 employees trained according to PDP by the 30th of June 2015	595 Employees were trained according to the training needs of their PDP's	3	N/A	N/A	N/A	Training Registers	595 employees trained according to PDP by the 30th of June 2015	595 Employees were trained according to the training needs of their PDP's	3	N/A	N/A	N/A	Training Registers
											R 1 888 200	N/A	N/A	N/A	N/A	N/A	N/A	N/A	N/A	N/A	N/A	N/A	N/A	N/A
A	A1	HR 02	NKPA 1 - MUNICIPAL TRANSFORMATION & ORGANIZATIONAL DEVELOPMENT	Recruitment & Selection	Compliance	ALL	Approved Recruitment & Selection Policy	100% Compliance to approved Recruitment & Selection Policy	100% Compliance to approved Recruitment & Selection Policy by the 30th of June 2015	% Compliance to approved Recruitment & Selection Policy	100% Compliance to approved Recruitment & Selection Policy by the 30th of June 2015	100% Compliance to approved Recruitment & Selection Policy by the 30th of June 2015	3	N/A	N/A	N/A	Draft Policy	100% Compliance to approved Recruitment & Selection Policy by the 30th of June 2015	100% Compliance to approved Recruitment & Selection Policy by the 30th of June 2015	3	N/A	N/A	N/A	
											N/A	N/A	N/A	N/A	N/A	N/A	N/A	N/A	N/A	N/A	N/A	N/A	N/A	N/A
A A	A3 A1	HR 03	NKPA 1 - MUNICIPAL TRANSFORMATION & ORGANIZATIONAL DEVELOPMENT NKPA 1 - MUNICIPAL TRANSFORMATION & ORGANIZATIONAL DEVELOPMENT	Employee Study Assistance Programme Employment Equity	Study Assistance awarded to employees Compliance to Emplyment Equity	ALL ALL	20 Study Assistance awarded to employees in 2013/14 No Employment Equity Policy & Plan	20 x employees benefitting from the study assistance programme Review of Employment Equity Policy & Plan for submission for SMC approval by 31 January 2015	20 x employees benefitting from the study assistance programme by the 30th of June 2015 Review Employment Equity Policy & Plan and submit for SMC approval by 31 January 2015	Number of employees benefitting from the study assistance programme Review of Employment Equity policy and finalise Employement Equity Plan 31 Jan 2015	20 x employees benefiting from the study assistance programme by the 30th of June 2015	47 awarded but 46 contracts were signed	4	N/A	N/A	N/A	Study Assistance Contracts and SMC Reports	20 x employees benefitting from the study assistance programme by the 30th of June 2015	47 awarded but 46 contracts were signed	4	N/A	N/A	N/A	Study Assistance Contracts and SMC Reports
											N/A	N/A	N/A	N/A	N/A	N/A	N/A	N/A	N/A	N/A	N/A	N/A	N/A	N/A
A	A1	HR 04	NKPA 1 - MUNICIPAL TRANSFORMATION & ORGANIZATIONAL DEVELOPMENT	Employment Equity	Compliance to Employment Equity	ALL	No Employment Equity Policy & Plan	Review of Employment Equity Policy & Plan for submission for SMC approval by 31 January 2015	Review Employment Equity Policy & Plan and submit for SMC approval by 31 January 2015	Review of Employment Equity policy and finalize Employment Equity Plan 31 Jan 2015	N/A	N/A	NOT APPLICABLE	N/A	N/A	N/A	N/A	Review Employment Equity Policy & Plan and submit for SMC approval by 31 January 2015	Employment Equity Policy & Plan reviewed and submitted for SMC approval before 31 December 2015	3	N/A	N/A	N/A	Reviewed Employement Equity plan and Report
											N/A	N/A	N/A	N/A	N/A	N/A	N/A	N/A	N/A	N/A	N/A	N/A	N/A	N/A
A	A1	HR 05	NKPA 1 - MUNICIPAL TRANSFORMATION & ORGANIZATIONAL DEVELOPMENT	Employment Equity	Compliance to Employment Equity	ALL	Nil Compliance to Employment Equity Policy & Plan	Number of appointments made in compliance with the approved Employment Equity Plan	Number of appointments made in compliance with the approved Employment Equity Plan by 30 June 2015	Number of appointments made in compliance with the approved Employment Equity Plan by 30 June 2015	Number of appointments made in compliance with the approved Employment Equity Plan 30 June 2015	15 Appointements made in compliance with the approved Employment Equity Plan 30 June 2015	3	N/A	N/A	N/A	Staff Establishment	Number of appointments made in compliance with the approved Employment Equity Plan by 30 June 2015	115 Appointments made in compliance with the approved Employment Equity Plan 30 June 2015	3	N/A	N/A	N/A	Staff Establishment
											R 400 000	N/A	N/A	N/A	N/A	N/A	N/A	N/A	N/A	N/A	N/A	N/A	N/A	N/A
A	A2	HR 06	NKPA 1 - MUNICIPAL TRANSFORMATION & ORGANIZATIONAL DEVELOPMENT	Workplace Skills plan	Implementation of the Workplan Skills Plan	ALL	978 employees trained according to the Workplace skills plan in 2013/14	916 employees trained according to the Workplace Skills Plan	916 employees trained according to the Workplace skills plan by the 30th of June 2015	Number of employees trained according to the Workplace skills plan	406 employees trained according to the Workplace Skills Plan by the 30th of June 2015	132 People Trained	2	Late appointment of Service Providers	Review appointment process and specifications for appointment of training providers.	30-Jul-15	Training Registers	916 employees trained according to the Workplace skills plan by the 30th of June 2015	1049 Trained as at the end of June 2015	4	N/A	N/A	N/A	Training Registers
											R 1 888 200	N/A	N/A	N/A	N/A	N/A	N/A	N/A	N/A	N/A	N/A	N/A	N/A	N/A

OPERATIONAL PLAN FOR THE 2014/2015 FINANCIAL YEAR
BUSINESS UNIT: CORPORATE SERVICES
SUB UNIT: HUMAN RESOURCES MANAGEMENT

INDEX	IDP REFERENCE	OPERATIONAL PLAN REFERENCE	NATIONAL KEY PERFORMANCE AREA	PROGRAMME	PROJECT	WARD	BASELINE / STATUS QUO	MEASURABLE OBJECTIVE	ANNUAL TARGET / OUTPUT	PERFORMANCE MEASURE	PERFORMANCE REPORTING - QUARTER 4 - QUARTER ENDING JUNE 2015							PERFORMANCE REPORTING - ANNUAL REPORTING (1 JULY 2014 - 30 JUNE 2015)						
											QUARTER 4 - QUARTER ENDING JUNE 2015							ANNUAL REPORTING (1 JULY 2014 - 30 JUNE 2015)						
											QUARTER 4 TARGET	QUARTER 4 PROGRESS - ACTUAL	ACTUAL (1,2,3,4,5, Not Applicable)	REASON FOR DEVIATION	CORRECTIVE MEASURE	TIMEFRAME TO IMPLEMENT CORRECTIVE MEASURES	SOURCE DOCUMENT	ANNUAL TARGET	ANNUAL PROGRESS - ACTUAL	ACTUAL (1,2,3,4,5, Not Applicable)	REASON FOR DEVIATION	CORRECTIVE MEASURE	TIMEFRAME TO IMPLEMENT CORRECTIVE MEASURES	SOURCE DOCUMENT
A	A1	HR 07	NKPA 1 - MUNICIPAL TRANSFORMATION & ORGANIZATIONAL DEVELOPMENT	Job Evaluation	Job evaluation, alignment and migration to new 2013 structure aligned to T.A.S.K.	ALL	Nil Jobs evaluated in 2013/14	1377 jobs evaluated and aligned to T.A.S.K	1377 jobs evaluated and aligned to T.A.S.K by the 30th of June 2015	Number of jobs evaluated and aligned to T.A.S.K	1377 jobs evaluated and aligned to T.A.S.K by the 30th of June 2015	1377 jobs evaluated and aligned to T.A.S.K by the 30th of June 2015	3	N/A	N/A	N/A	Reports	1377 jobs evaluated and aligned to T.A.S.K by the 30th of June 2015	1377 jobs evaluated and aligned to T.A.S.K by the 30th of June 2015	3	N/A	N/A	N/A	Reports
											N/A	N/A	N/A	N/A	N/A	N/A	N/A	N/A	N/A	N/A	N/A	N/A	N/A	N/A
A	A3	HR 08	NKPA 1 - MUNICIPAL TRANSFORMATION & ORGANIZATIONAL DEVELOPMENT	Employment (Selection Recruitment and appointment of new posts)	Filling of Posts	ALL	168 posts filled in 2013/14	290 posts filled on the 2004/2008 and 2013 organogram	290 posts filled on the organogram by the 30th of June 2015	Number of posts filled on the organogram by the 30th of June 2015	290 posts filled on the organogram by the 30th of June 2015	15 posts filled on the organogram by the 30th of June 2015	2	Full quota of SVA's not received from BU	N/A	N/A	N/A	290 posts filled on the organogram by the 30th of June 2015	115 posts filled on the organogram by the 30th of June 2015	2	Full quota of SVA's not received from BU	N/A	N/A	Appointment
											N/A	N/A	N/A	N/A	N/A	N/A	N/A	N/A	N/A	N/A	N/A	N/A	N/A	N/A
A	A1	HR 09	NKPA 1 - MUNICIPAL TRANSFORMATION & ORGANIZATIONAL DEVELOPMENT	HR Policies Review	Review of Policies and Development of Procedure Manuals	ALL	Nil Human Resources Policies reviewed in 2013/14	18 x Human Resources Policies reviewed and submitted to SMC along with Procedure Manuals	18 x Human Resources Policies reviewed and submitted to SMC along with Procedure Manuals by the 30th of June 2015	Number of Human Resources Policies reviewed and submitted to SMC along with Procedure Manuals	18 x Human Resources Policies reviewed and submitted to SMC along with Procedure Manuals by the 30th of June 2015	18 x Human Resources Policies reviewed and submitted to SMC along with Procedure Manuals by the 30th of June 2015	3	N/A	N/A	N/A	Policy Schedule Draft Policies	18 x Human Resources Policies reviewed and submitted to SMC along with Procedure Manuals by the 30th of June 2015	18 x Human Resources Policies reviewed and submitted to SMC along with Procedure Manuals by the 30th of June 2015	3	N/A	N/A	N/A	Policy Schedule Draft Policies
											N/A	N/A	N/A	N/A	N/A	N/A	N/A	N/A	N/A	N/A	N/A	N/A	N/A	N/A
A	A2	HR 10	NKPA 1 - MUNICIPAL TRANSFORMATION & ORGANIZATIONAL DEVELOPMENT	Internship	Appointment of Interns	ALL	42 Interns appointed in 2013/14	65 x Interns appointed	65 x Interns appointed by the 31st of December 2014	Number of Interns appointed	N/A	N/A	NOT APPLICABLE	N/A	N/A	N/A	SMC Reports and Interns Contracts	65 x Interns appointed by the 31st of December 2014	70 Interns appointed by the 31st of December 2014	3	N/A	N/A	N/A	SMC Reports and Interns Contracts
											R 429 400	N/A	N/A	N/A	N/A	N/A	N/A	N/A	N/A	N/A	N/A	N/A	N/A	N/A
A	A2	HR 11	NKPA 1 - MUNICIPAL TRANSFORMATION & ORGANIZATIONAL DEVELOPMENT	External Bursaries	Awarding of External Bursaries	ALL	10 External Bursaries awarded	10 x External Bursaries awarded	10 x External Bursaries awarded by the 31st of December 2014	Number of External Bursaries awarded	N/A	N/A	NOT APPLICABLE	N/A	N/A	N/A	SMC Reports and Interns Contracts	10 x External Bursaries awarded by the 31st of December 2014	11 x External Bursaries awarded by the 31st of December 2014	3	N/A	N/A	N/A	SMC Reports and External Bursary Contracts
											R 400 000	N/A	N/A	N/A	N/A	N/A	N/A	N/A	N/A	N/A	N/A	N/A	N/A	N/A
A	A1	HR 12	NKPA 1 - MUNICIPAL TRANSFORMATION & ORGANIZATIONAL DEVELOPMENT	Workplace Skills plan	Reports to LGSETA	ALL	12 x monthly reports prepared and submitted to LGSETA on the Implementation of the WSP	12 x monthly reports prepared and submitted to LGSETA on the Implementation of the WSP	12 x monthly reports prepared and submitted to LGSETA on the Implementation of the WSP by the 30th of June 2015	Number of monthly reports prepared and submitted to LGSETA on the Implementation of the WSP	12 x monthly reports prepared and submitted to LGSETA on the Implmentation of the WSP by the 30th of June 2015	N/A	NOT APPLICABLE	The LGSETA has moved onto an electronic system and do no neet the monthly reports any longer.	N/A	N/A	Database of the number of employees that attended training.	12 x monthly reports prepared and submitted to LGSETA on the Implementation of the WSP by the 30th of June 2015	N/A	NOT APPLICABLE	The LGSETA has moved onto an electronic system and do no need the monthly reports any longer.	N/A	N/A	Database of the number of employees that attended training.
											R 1 100 000	N/A	N/A	N/A	N/A	N/A	N/A	N/A	N/A	N/A	N/A	N/A	N/A	N/A
A	A1	HR 13	NKPA 1 - MUNICIPAL TRANSFORMATION & ORGANIZATIONAL DEVELOPMENT	Occupational Health & Safety	Development of a Health and Safety Management Framework	ALL	No Health and Safety Management Framework	Health and Safety Management Framework developed and submitted to SMC	Health and Safety Management Framework developed and submitted to SMC by the 31st of December 2014	Date Health and Safety Management Framework developed and submitted to SMC	N/A	N/A	NOT APPLICABLE	N/A	N/A	N/A	N/A	Health and Safety Management Framework developed and submitted to SMC by the 31st of December 2014	Health and Safety Management Framework approved by SMC on the 8 December 2014	3	N/A	N/A	N/A	Framework and Resolution
											N/A	N/A	N/A	N/A	N/A	N/A	N/A	N/A	N/A	N/A	N/A	N/A	N/A	N/A

OPERATIONAL PLAN FOR THE 2014/2015 FINANCIAL YEAR
BUSINESS UNIT: CORPORATE SERVICES
SUB UNIT: HUMAN RESOURCES MANAGEMENT

INDEX	IDP REFERENCE	OPERATIONAL PLAN REFERENCE	NATIONAL KEY PERFORMANCE AREA	PROGRAMME	PROJECT	WARD	BASELINE / STATUS QUO	MEASURABLE OBJECTIVE	ANNUAL TARGET / OUTPUT	PERFORMANCE MEASURE	PERFORMANCE REPORTING - QUARTER 4 - QUARTER ENDING JUNE 2015							PERFORMANCE REPORTING - ANNUAL REPORTING (1 JULY 2014 - 30 JUNE 2015)						
											QUARTER 4 - QUARTER ENDING JUNE 2015							ANNUAL REPORTING (1 JULY 2014 - 30 JUNE 2015)						
											QUARTER 4 TARGET	QUARTER 4 PROGRESS - ACTUAL	ACTUAL (1,2,3,4,5, Not Applicable)	REASON FOR DEVIATION	CORRECTIVE MEASURE	TIMEFRAME TO IMPLEMENT CORRECTIVE MEASURES	SOURCE DOCUMENT	ANNUAL TARGET	ANNUAL PROGRESS - ACTUAL	ACTUAL (1,2,3,4,5, Not Applicable)	REASON FOR DEVIATION	CORRECTIVE MEASURE	TIMEFRAME TO IMPLEMENT CORRECTIVE MEASURES	SOURCE DOCUMENT
A	A3	HR 14	NKPA 1 - MUNICIPAL TRANSFORMATION & ORGANIZATIONAL DEVELOPMENT	Occupational Health & Safety	Facilitation of wellness day events	ALL	2 x Employee Wellness Day events held	2 x Employee Wellness Day events held	2 x Employee Wellness Day events held by the 30th of June 2015	Number of Employee Wellness Day events held	2 x Employee Wellness Day events facilitated by the 30th of June 2015	28th November 2014 Wellness day. 10th June 2015 Mini wellness day.	3	N/A	N/A	N/A	Reports	2 x Employee Wellness Day events held by the 30th of June 2015	28th November 2014 Wellness day. 10th June 2015 Mini wellness day.	3	N/A	N/A	N/A	Reports
											R 43 000	N/A	N/A	N/A	N/A	N/A	N/A	N/A	N/A	N/A	N/A	N/A	N/A	N/A

OPERATIONAL PLAN 2014/2015 - ECONOMIC DEVELOPMENT BUSINESS UNIT

ECONOMIC DEVELOPMENT BUSINESS UNIT OVERVIEW
OPERATIONAL PLAN (OP) 2014/2015 4TH QUARTER & ANNUAL PROGRESS REPORT

	TOTAL PROJECTS	KEY
	1 NIL ACHIEVED	
	2 TARGET PARTIALLY MET	
	3 TARGET MET	
	4 TARGET EXCEEDED	
	5 TARGET EXCEEDED BY 100 %	
	NOT APPLICABLE	

1 ECONOMIC DEVELOPMENT BUSINESS UNIT OVERVIEW

1.1 TOTAL PROJECTS: 10
1.1.1 OPERATING PROJECTS 10
1.1.2 CAPITAL PROJECTS 0

1.2 GRAPHICAL REPRESENTATION OF PERFORMANCE: OPERATING PROJECTS

ECONOMIC DEVELOPMENT BUSINESS UNIT OVERVIEW
OPERATIONAL PLAN (OP) 2014/2015 4TH QUARTER & ANNUAL PROGRESS REPORT

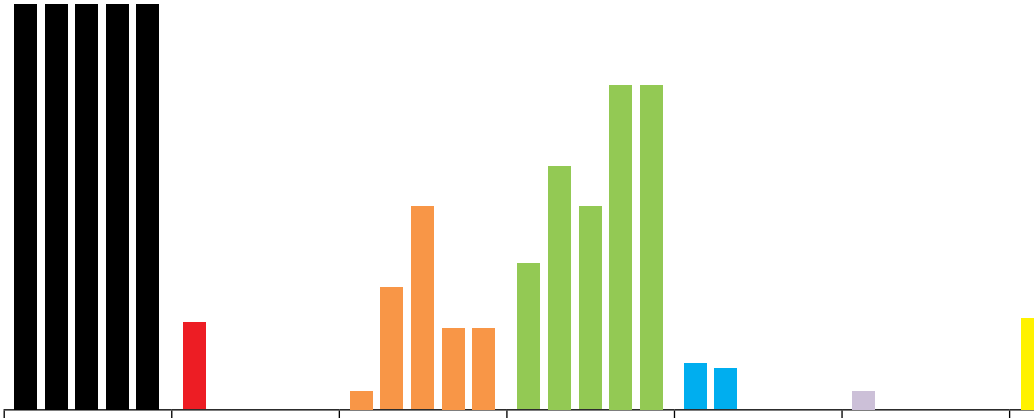

	Total Projects	1 Nil Achieved	2 Target Partially Met	3 Target Met	4 Target Exceeded	5 Target Exceeded by 100%	No Applicable
Quarter 1	100%	21.34%	4.49%	35.95%	11.23%	4.49%	22.47%
Quarter 2	100%	0%	30%	60%	10%	0%	0%
Quarter 3	100%	0%	50%	50%	0%	0%	0%
Quarter 4	100%	0%	20%	80%	0%	0%	0%
Annual	100%	0%	20%	80%	0%	0%	0%

INFRASTRUCTURE PLANNING AND SURVEY OVERVIEW
OPERATIONAL PLAN (OP) 2014/2015 4TH QUARTER & ANNUAL PROGRESS REPORT

	TOTAL PROJECTS	KEY
	1 NIL ACHIEVED	
	2 TARGET PARTIALLY MET	
	3 TARGET MET	
	4 TARGET EXCEEDED	
	5 TARGET EXCEEDED BY 100 %	
	NOT APPLICABLE	

1 INFRASTRUCTURE PLANNING AND SURVEY OVERVIEW

1.1 TOTAL PROJECTS: 10
1.1.1 OPERATING PROJECTS 10
1.1.2 CAPITAL PROJECTS 0

1.2 GRAPHICAL REPRESENTATION OF PERFORMANCE: OPERATING PROJECTS

INFRASTRUCTURE PLANNING AND SURVEY OVERVIEW
OPERATIONAL PLAN (OP) 2014/2015 4TH QUARTER & ANNUAL PROGRESS REPORT

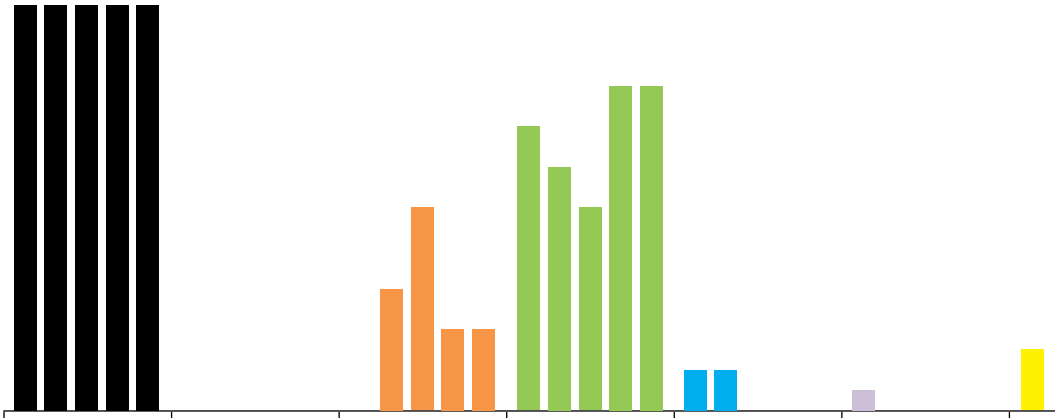

	Total Projects	1 Nil Achieved	2 Target Partially Met	3 Target Met	4 Target Exceeded	5 Target Exceeded by 100%	No Applicable
Quarter 1	100%	0%	0%	70%	10%	5%	15%
Quarter 2	100%	0%	30%	60%	10%	0%	0%
Quarter 3	100%	0%	50%	50%	0%	0%	0%
Quarter 4	100%	0%	20%	80%	0%	0%	0%
Annual	100%	0%	20%	80%	0%	0%	0%

SERVICE DELIVERY & BUDGET IMPLEMENTATION PLAN FOR THE 2014/2015 FINANCIAL YEAR
OPERATIONAL PLAN FOR THE 2014/2015 FINANCIAL YEAR
BUSINESS UNIT: ECONOMIC DEVELOPMENT
SUB UNIT: INFRASTRUCTURE PLANNING & SURVEY

INDEX	IDP REFERENCE	SDBIP REFERENCE	NATIONAL KEY PERFORMANCE AREA	PROGRAMME	PROJECT	WARD	BASELINE / STATUS QUO	MEASURABLE OBJECTIVE	ANNUAL TARGET / OUTPUT	PERFORMANCE MEASURE	PERFORMANCE REPORTING - QUARTER 4 - QUARTER ENDING JUNE 2015							PERFORMANCE REPORTING - ANNUAL REPORTING (1 JULY 2014 - 30 JUNE 2015)						
											QUARTER 4 - QUARTER ENDING JUNE 2015							ANNUAL REPORTING (1 JULY 2014 - 30 JUNE 2015)						
											QUARTER 4 TARGET	QUARTER 4 PROGRESS - ACTUAL	ACTUAL (1,2,3,4,5, Not Applicable)	REASON FOR DEVIATION	CORRECTIVE MEASURE	TIMEFRAME TO IMPLEMENT CORRECTIVE MEASURES	SOURCE DOCUMENT	ANNUAL TARGET	ANNUAL PROGRESS - ACTUAL	ACTUAL (1,2,3,4,5, Not Applicable)	REASON FOR DEVIATION	CORRECTIVE MEASURE	TIMEFRAME TO IMPLEMENT CORRECTIVE MEASURES	SOURCE DOCUMENT
A	A1	IP & S 01	NKPA 1 - MUNICIPAL TRANSFORMATION & ORGANIZATIONAL DEVELOPMENT	Optimize system, procedures and processes for Infrastructure Planning & Survey	Improve processes for PDA Applications (Subdivisions & Consolidations of land).	All	Average of 100 days	(80 days) Average number of days taken to process PDA applications	(80 days) Average number of days taken to process PDA applications by the 30th of June 2015	Average number of days taken to process PDA applications	(80 days) Average number of days taken to process PDA applications by the 30th of June 2015	Average of 54 days taken to process PDA applications by the 30th June 2015	3	N/A	N/A	N/A	Copy of PDA Register	(80 days) Average number of days taken to process PDA applications by the 30th of June 2015	Average of 71 days taken to process PDA applications by the 30th June 2015	3	N/A	N/A	N/A	Copy of PDA Register
											N/A	N/A	N/A	N/A	N/A	N/A	N/A	N/A	N/A	N/A	N/A	N/A	N/A	N/A
A	A1	IP & S 02	NKPA 1 - MUNICIPAL TRANSFORMATION & ORGANIZATIONAL DEVELOPMENT	Optimize system, procedures and processes for Infrastructure Planning & Survey	Improve processes for Building Plan Applications.	All	Average of 85% within 1 working day.	95% of Building Plan Applications to be processed by Land Survey Section within 1 working day	95% of Building Plan Applications to be processed by Land Survey Section within 1 working day by 30 June 2015.	% of Building Plan Applications to be processed by Land Survey Section within 1 working day	95% of Building Plan Applications to be processed by Land Survey Section within average of 1 working day.	Average of 98% of Building Plan Applications processed by Land Survey Section within 1 working day.	3	N/A	N/A	N/A	Copy of Land Survey Building Plan Register	95% of Building Plan Applications to be processed by Land Survey Section within 1 working day by 30 June 2015.	Average of 95% of Building Plan Applications processed by Land Survey Section within 1 working day.	3	N/A	N/A	N/A	Copy of Land Survey Building Plan Register
											N/A	N/A	N/A	N/A	N/A	N/A	N/A	N/A	N/A	N/A	N/A	N/A	N/A	N/A
A	A1	IP & S 03	NKPA 1 - MUNICIPAL TRANSFORMATION & ORGANIZATIONAL DEVELOPMENT	Optimize system, procedures and processes for Infrastructure Planning & Survey	Improve processes for Building Plan Applications.	All	90% of Building Plan Applications <500m2 processed through old plan approval process within average of 30 days	95% of Building Plan Applications <500m2 to be processed by Plan Approval Committee within average of 30 days	95% of Building Plan Applications <500m2 to be processed by Plan Approval Committee within average of 30 days by 30 June 2015.	% of Building Plan Applications <500m2 to be processed by Plan Approval Committee within average of 30 days	95% of Building Plan Applications <500m2 to be processed by Plan Approval Committee within average of 30 days	100% of Building Plan Applications <500m2 were processed to Plan Approval Committee within average of 30 days	3	N/A	N/A	N/A	Copy of Building Plan Schedules	95% of Building Plan Applications <500m2 to be processed to Plan Approval Committee within average of 30 days by 30 June 2015.	98% of Building Plan Applications <500m2 were processed to Plan Approval Committee within average of 30 days	3	N/A	N/A	N/A	Copy of Building Plan Schedules
											N/A	N/A	N/A	N/A	N/A	N/A	N/A	N/A	N/A	N/A	N/A	N/A	N/A	N/A
A	A1	IP & S 04	NKPA 1 - MUNICIPAL TRANSFORMATION & ORGANIZATIONAL DEVELOPMENT	Optimize system, procedures and processes for Infrastructure Planning & Survey	Improve processes for Building Plan Applications.	All	90% of Building Plan Applications >500m2 processed by old plan approval process within average of 60 days .	95% of Building Plan Applications >500m2 to be processed by Plan Approval Committee within average of 60 days .	95% of Building Plan Applications >500m2 to be processed by Plan Approval Committee within average of 60 days by 30 June 2015.	% of Building Plan Applications >500m2 to be processed by Plan Approval Committee within average of 60 days .	95% of Building Plan Applications >500m2 to be processed by Plan Approval Committee within average of 60 days	100% of Building Plan Applications >500m2 were processed to Plan Approval Committee within average of 60 days	3	N/A	N/A	N/A	Copy of Building Plan Schedules	95% of Building Plan Applications >500m2 to be processed to Plan Approval Committee within average of 60 days by 30 June 2015.	100% of Building Plan Applications >500m2 were processed to Plan Approval Committee within average of 60 days	3	N/A	N/A	N/A	Copy of Building Plan Schedules
											N/A	N/A	N/A	N/A	N/A	N/A	N/A	N/A	N/A	N/A	N/A	N/A	N/A	N/A
A	A1	IP & S 05	NKPA 1 - MUNICIPAL TRANSFORMATION & ORGANIZATIONAL DEVELOPMENT	Optimize system, procedures and processes for Infrastructure Planning & Survey	Improve processes for outdoor advertising.	All	Average number of 35 days taken to process outdoor advertising applications	(30 days) Average number of days taken to process outdoor advertising applications	(30 days) Average number of days taken to process outdoor advertising applications by the 30th of June 2015	Average number of days taken to process outdoor advertising applications	(30 days) Average number of days taken to process outdoor advertising applications by the 30th of June 2015	Average of 2 days taken to process outdoor advertising applications by the 30th of June 2015	5	N/A	N/A	N/A	Copy of Advertising Signage Timeline Schedules	(30 days) Average number of days taken to process outdoor advertising applications by the 30th of June 2015	Average of 5 days taken to process outdoor advertising applications by the 30th of June 2015	5	N/A	N/A	N/A	Copy of Advertising Signage Timeline Schedules
											N/A	N/A	N/A	N/A	N/A	N/A	N/A	N/A	N/A	N/A	N/A	N/A	N/A	N/A

SERVICE DELIVERY & BUDGET IMPLEMENTATION PLAN FOR THE 2014/2015 FINANCIAL YEAR
OPERATIONAL PLAN FOR THE 2014/2015 FINANCIAL YEAR
BUSINESS UNIT: ECONOMIC DEVELOPMENT
SUB UNIT: INFRASTRUCTURE PLANNING & SURVEY

INDEX	IDP REFERENCE	SDBIP REFERENCE	NATIONAL KEY PERFORMANCE AREA	PROGRAMME	PROJECT	WARD	BASELINE / STATUS QUO	MEASURABLE OBJECTIVE	ANNUAL TARGET / OUTPUT	PERFORMANCE MEASURE	PERFORMANCE REPORTING - QUARTER 4 - QUARTER ENDING JUNE 2015							PERFORMANCE REPORTING - ANNUAL REPORTING (1 JULY 2014 - 30 JUNE 2015)						
											QUARTER 4 - QUARTER ENDING JUNE 2015							ANNUAL REPORTING (1 JULY 2014 - 30 JUNE 2015)						
											QUARTER 4 TARGET	QUARTER 4 PROGRESS - ACTUAL	ACTUAL (1,2,3,4,5, Not Applicable)	REASON FOR DEVIATION	CORRECTIVE MEASURE	TIMEFRAME TO IMPLEMENT CORRECTIVE MEASURES	SOURCE DOCUMENT	ANNUAL TARGET	ANNUAL PROGRESS - ACTUAL	ACTUAL (1,2,3,4,5, Not Applicable)	REASON FOR DEVIATION	CORRECTIVE MEASURE	TIMEFRAME TO IMPLEMENT CORRECTIVE MEASURES	SOURCE DOCUMENT
A	A1	IP & S 06	NKPA 1 - MUNICIPAL TRANSFORMATION & ORGANIZATIONAL DEVELOPMENT	Optimize system, procedures and processes for Infrastructure Planning & Survey	Improve processes for Wayleaves.	All	Policy formation. Applications not processed	Average of 30 days taken to process new way leave applications for approval	Average of 30 days taken to process new way leave applications for approval	Average number of days taken to process new way leave applications for approval	Average of 30 days taken to process new wayleave applications for approval by the 30th of June 2015	Average of 92 days taken to process new wayleave applications for approval by the 30th of June 2015	1	No dedicated staff to manage, operate and enforce comliance. Wayleave Manager (Service Coordinator) post advertised but not yet filled.	Recruitment processes to be fast-tracked.	Dec-15	Copy of Wayleave Timeline Schedules	Average of 30 days taken to process new wayleave applications for approval	Average of 70 days taken to process new wayleave applications for approval by the 30th of June 2015	1	Dealing with large backlog of applications from 2014. No dedicated staff to manage, operate and enforce comliance. Wayleave Manager post advertised but not yet filled.	Recruitment processes to be fast-tracked. Relocate function to appropriate business unit - Infrastructure Services.	Dec-15	Copy of Wayleave Timeline Schedules
											N/A													
E	E1	IP & S 07	NKPA 5 - GOOD GOVERNANCE & PUBLIC PARTICIPATION	Improve Infrastructure Planning & Survey compliance and reduce risk.	Implement Infrastructure Planning & Survey compliance and risk management	All	400 building inspections conducted for illegal building works	500 building inspections conducted for illegal building works	500 building inspections conducted for illegal building works by the 30th of June 2015	Number of building inspections conducted for illegal building works	Total 500 building inspections conducted for illegal building works by 30th of June 2015	Total 540 building inspections were conducted for illegal building works by 30th of June 2015	3	N/A	N/A	N/A	Copy of Monthly Contravention Inspections	500 building inspections conducted for illegal building works by the 30th of June 2015	Total 540 building inspections were conducted for illegal building works by 30th of June 2015	3	N/A	N/A	N/A	Copy of Monthly Contravention Inspections
											N/A	N/A	N/A	N/A	N/A	N/A	N/A	N/A	N/A	N/A	N/A	N/A	N/A	N/A
E	E1	IP & S 08	NKPA 5 - GOOD GOVERNANCE & PUBLIC PARTICIPATION	Improve Infrastructure Planning & Survey compliance and reduce risk.	Implement Infrastructure Planning & Survey compliance and risk management	All	8 Infrastructure Planning & Survey bylaws enforced	8 Infrastructure Planning & Survey bylaws enforced	8 Infrastructure Planning & Survey bylaws enforced by the 30th of June 2015	Number of Infrastructure Planning & Survey bylaws enforced	8 Infrastructure Planning & Survey bylaws enforced by 30th of June 2015	8 Infrastructure Planning & Survey bylaws enforced by 30th of June 2015: PDA; Town Planning Scheme; NEMA; NB Regs; SANS 10400; AMAFA; Advertising Signage Bylaws; Criminal Procedures Act.	3	N/A	N/A	N/A	Copies of conditions of approval, Certificates, summonses.	8 Infrastructure Planning & Survey bylaws enforced by the 30th of June 2015	10 Infrastructure Planning & Survey bylaws enforced by 30th of June 2015: PDA; Town Planning Scheme; NEMA; Ordinance 14/1936; Nat Bldg Regs; SANS 10400; AMAFA; Advertising Signage By-laws; OHS Act; Criminal Procedures Act.	3	N/A	N/A	N/A	Copies of conditions of approval, Certificates, summonses.
											N/A	N/A	N/A	N/A	N/A	N/A	N/A	N/A	N/A	N/A	N/A	N/A	N/A	N/A
A	A1	IP & S 09	NKPA 1 - MUNICIPAL TRANSFORMATION & ORGANIZATIONAL DEVELOPMENT	Improve Infrastructure Planning & Survey provision of information.	Provision of cadastral information to public queries within timeframe.	All	Average of 90% within 1 working day.	Provision of 95% of cadastral information to public queries within 1 working day	Provision of 95% of cadastral information to public queries within 1 working day by 30 June 2015.	% of cadastral information provided to public queries within 1 working day	Provision of 95% of cadastral information to public queries within 1 working day	Provision of 98% of cadastral information to public queries within 1 working day	3	N/A	N/A	N/A	Copy of Counter Regiater.	Provision of 95% of cadastral information to public queries within 1 working day by 30 June 2015.	Provision of 100% of cadastral information to public queries within 1 working day	3	N/A	N/A	N/A	Copy of Counter Regiater.
											N/A	N/A	N/A	N/A	N/A	N/A	N/A	N/A	N/A	N/A	N/A	N/A	N/A	N/A

SERVICE DELIVERY & BUDGET IMPLEMENTATION PLAN FOR THE 2014/2015 FINANCIAL YEAR
OPERATIONAL PLAN FOR THE 2014/2015 FINANCIAL YEAR
BUSINESS UNIT: ECONOMIC DEVELOPMENT
SUB UNIT: INFRASTRUCTURE PLANNING & SURVEY

INDEX	IDP REFERENCE	SDBIP REFERENCE	NATIONAL KEY PERFORMANCE AREA	PROGRAMME	PROJECT	WARD	BASELINE / STATUS QUO	MEASURABLE OBJECTIVE	ANNUAL TARGET / OUTPUT	PERFORMANCE MEASURE	PERFORMANCE REPORTING - QUARTER 4 - QUARTER ENDING JUNE 2015							PERFORMANCE REPORTING - ANNUAL REPORTING (1 JULY 2014 - 30 JUNE 2015)						
											QUARTER 4 - QUARTER ENDING JUNE 2015							ANNUAL REPORTING (1 JULY 2014 - 30 JUNE 2015)						
											QUARTER 4 TARGET	QUARTER 4 PROGRESS - ACTUAL	ACTUAL (1,2,3,4,5, Not Applicable)	REASON FOR DEVIATION	CORRECTIVE MEASURE	TIMEFRAME TO IMPLEMENT CORRECTIVE MEASURES	SOURCE DOCUMENT	ANNUAL TARGET	ANNUAL PROGRESS - ACTUAL	ACTUAL (1,2,3,4,5, Not Applicable)	REASON FOR DEVIATION	CORRECTIVE MEASURE	TIMEFRAME TO IMPLEMENT CORRECTIVE MEASURES	SOURCE DOCUMENT
A	A1	IP & S 10	NKPA 1 - MUNICIPAL TRANSFORMATION & ORGANIZATIONAL DEVELOPMENT	Improve Building Plan Archival System.	Scanning of all Building Plan records and indexing of files for Archival System.	All	Scanned total of 53,855 files	Completed scanning of remaining Building Plan records (+/-55,000 files) and indexing of files	Completed scanning of remaining Building Plan records (+/-55,000 files) and indexing of files by 30 June 2015.	Number of Building Plan records scanned (+/-55,000 files) and indexed	Completed scanning of remaining Building Plan records (+/-55,000 files) and indexing of files by 30 June 2015.	Completed scanning and indexing of 37, 752 files by 30 June 2015.	2	New Service Provider not appointed by January 2015 due to SCM delays.	Second batch of reports to BSC and BEC were done. Approved at BEC in June 2015.	New Service Provider to be appointed July 2015, and scanning to resume.	Copies of Screen Shots showing files captured. Copies of BSC and BEC reports and resolutions.	Completed scanning of remaining Building Plan records (+/-55,000 files) and indexing of files by 30 June 2015.	Completed scanning and indexing of 37, 752 files by 30 June 2015.	2	New Service Provider not appointed by January 2015 due to SCM delays.	Second batch of reports to BSC and BEC were done. Approved at BEC in June 2015.	New Service Provider to be appointed July 2015, and scanning to resume.	Copies of Screen Shots showing files captured. Copies of BSC and BEC reports and resolutions.
											N/A	N/A	N/A	N/A	N/A	N/A	N/A	N/A	N/A	N/A	N/A	N/A	N/A	N/A

NOTES

NOTES

NOTES

NOTES

CITY OF CHOICE

PIETERMARITZBURG
MSUNDUZI



City Hall
Chief Albert Luthuli Avenue
3201
Tel: 033 392 3000
Fax: 033 392 2397
Website: www.msunduzi.gov.za

Sports Grounds

Liberty Mall

Library