


**Part One**

Budget Speech from City Mayor	02
Message from City Manager	04
Message from Chief Financial Officer	05
Executive Committee	06
City Governance	06





City Mayor  
**Hloni Zondi**

## The City Mayor

### Budget Speech 2005/ 2006

*“Remember to pass by my grave when freedom finally walks this land so that I may rise to see the broken chains of prejudice and injustice”*

*These are the words by Dr Don Materra in his poem titled “Remember”*

It seems he was aware that one day Freedom would walk this beautiful land and change its landscape be it social, economic or political.

Without doubt, his poem was inspired by the best blueprint ever produced by the gallant fighters and visionaries in Kliptown in 1955.

This year marks the 50<sup>th</sup> anniversary of this blueprint, which has inspired not only the people of this country but it has been a genesis for many constitutions and human rights instruments in the African continent.

The Freedom Charter seconds the Universal Declaration of Human Rights and its relevance and importance gave birth to the African Charter on Human and Peoples Rights.

Added to that the Freedom Charter gave birth to the interim Constitution of 1993 and the final Constitution that we are proud of today. It is also the genesis of many national laws that have been promulgated by the National Government from 1994 to date.

The political development that we are witnessing today owe its origins to the Freedom Charter. It is therefore inescapable, like the air we breathe, that we should not betray the fundamental principles of the Freedom Charter.

Let us remember that it is through the Freedom Charter that our country is playing the significant role in civil strife countries in the African continent.

This is primarily due to our deepest love to see freedom walking in the Great Lakes Region, Sudan, Sierra Leone and more importantly in the countries that have a strong connection with Africa like Haiti.

#### THE JOURNEY OF LOCAL GOVERNANCE

It is very critical for us to recount where we come from. There are two phases which symbolize the journey that we have traveled. Since the downfall of apartheid the challenges to improve the quality of the lives of our people has been immense.

There was a dire need to democratise local government, as a distinct sphere of government, but more importantly as a sphere that is closest to the people, hence the Transitional Local Council was conceptualized in the White Paper of Local Government in 1997.

Out of that transformation, local government legislation were promulgated. Three critical pieces stand out: Municipal Structure Act, Municipal Systems Act and Municipal Finance Management Act.

Since 2000 the process of transformation has resulted in milestones. We have been able to overcome obstacles, and that has characterised our success as a Municipality. Our main success was to get the Integrated Development Plan in place.

The President of our Country, Mr Thabo Mbeki, has been saying that we have done it all. Now is the time to test our policies and strategies particularly the IDP.

The biggest test has been to align the IDP with the budget as well as the utilisation of resources. The mere fact that at some point in time there was non expenditure, simply means an indictment on the HUGE wish list in the IDP with little resources.

Of critical importance the issue of service delivery plans, aimed at determining if we will have a leap in delivering services. We have recognized the negative legacy brought about by the undemocratised system of Local Government of the past. Consequently, we were left with no choice other than to put mechanisms in place in an attempt to help the poorest of the poor within our Area of jurisdiction.

The Municipality has written off some debts accumulated by some of the poor people and we will continue looking at ways and means of helping the poorest of the poor.



This reminds me of an anecdote that I read from one of the great philosophers by the name of Hegel.

*I quote "The Confucian woman was found crying profusely. When asked what the problem was, she said her father-in-law was killed by a tiger, her husband was also killed by a tiger and now her son was also a victim of a tiger. She was told that tigers are like undemocratic systems of government".*

Hegel was painting a picture of a system whose primary purpose is to force the people to perpetual servitude and oppression.

He also paints a picture of a system of government that has no regard to the principles of Batho Pele and also to ensure that those who cannot afford to pay for services are assisted.

This brings us to the Indigent Policy as a manifestation of a municipality that does not under whatever circumstances apply the same vicious tactics of a tiger.

This is underscored by our efforts to put our indigent policy in simple terms to enable ordinary people to understand its significance as a helping mechanism to ensure that as a City of Choice we continue to care and improve the plight of our people.

It is also of great importance for those who are able to pay, pay, to enable us to provide more resources for all of our people. It is all about the principles of **uBuntu**.

## MAYORAL IZIMBIZO

The Mayoral Izimbizo which we embarked on at the end of 2004, created a profound platform and an opportunity to engage with the people in identifying their needs.

This exercise culminated in a budget which is informed by the needs of our people.

Primarily, we needed to ensure that in drafting the budget, attention was given to the key strategic priorities enshrined in our IDP.

The Mayoral Izimbizo underscored the principles of uBuntu and the significance of public consultation in decision making process of the capital city of KwaZulu Natal.

Lest we forget, that a considerable population of the municipality is in the rural areas and as such, utmost attention has to be given to their specific needs.

## BUDGET ALLOCATION

During our Izimbizo one of the critical questions that was posed by a Gogo was "Sawubona Babu Mayor, today the road to this stadium is well paved and graded due to your presence.

When you are gone no one knows when the road will be graded again. Is this the way to go, Mr Mayor?" Gogo went to the extent of narrating her difficulties together with those of school children who have to utilize pedestrian bridges and footpaths on a daily basis.

As we are the City of Choice, a City that does not behave like a tiger, we listened and took into cognisance the difficulties that Gogo and other members of the community encounter. I am happy to announce that R250 000 has been allocated for the building and reconstruction of pedestrian bridges and footpaths in Vulindlela.

It is also through these Izimbizo that Members of the community told us of inaccessibility of the road to their homes.

For instance, "Babu Mayor, nomasigulelwa abantu ama ambulance awakwazi ukungena azolanda abantu, ngenxa yemigwaqo emibi."

We have allocated an amount of R1.9 million for Vulindlela gravel roads upgrade. This project is going to be in line with the Expanded Public Works Program and Zibambeke as initiated by the Provincial Department of Transport.

Perhaps it is fitting to take this opportunity to express our congratulations to the honorable Premier Mr Sibusiso Ndebele for being conferred with an Honorary Doctorate in administration and also his tireless fight against poverty through Zibambeke and other projects for the past ten years in his tenure as MEC for Transport in the Province of KZN.

In our attempt to ensure a hygienic life for the people of Vulindlela an amount of R1.3 million has been allocated for the construction of 2 500 units of VIP toilets. R810 000 has been allocated for the street lighting in Vulindlela. R3.5 million rand has been set aside for the building of the Taylors Halt community centre. These projects are as a result of Izimbizo hearings.

Remember that it is out of these public hearings with the communities that we saw fit to allocate 95.79% (R 142m) of our capital budget towards Access to Basic Services. Due to the importance of waste management, the development of the landfill site is of paramount significance. R 1, 5 m has been allocated for that purpose.

The Acting Speaker, Honourable Councillors, and administrators present, community development is very dear to our hearts and hence R 7.5 m has been set aside for Shosholozza projects.

This is aimed at enabling members of the community to sit down with the ward councilors to concretize compelling needs of the wards.

In the spirit of co-operative governance, as the City of Choice, we need to devise ways and means of assisting communities to access government services even in areas that may be deemed impossible. It is therefore fitting to allocate R 3.4 m towards the building of the Moses Mabhida Multipurpose Centre to enable and enhance intergovernmental service delivery.

We have also realized the strategic importance of renovating and upgrading the Freedom Square. An amount of R 3.6 m has been set aside for this purpose. We have listened to the public by coming up with The Safe City Project which is driven and funded by the municipality.

In partnership with stakeholders, this project has produced decreased levels of crime phenomenally.

The Safe City Project is a success story and hence over R 3 m has been set aside for Safety and Security.

We have also ensured that we allocate appropriately in line with our seven key strategic priorities detailed in our IDP.

The creation of the Development Fund is primarily aimed at improving our infrastructure and ensures we are ahead of anticipated infrastructural growth. We are aiming at claiming a World Heritage Status.

Indications are, tourists yearn to visit our city for its rich heritage. It is therefore pivotal for tourism to restructure itself speedily so that we can channel more money to it.

## CONCLUSION


In conclusion, it is apt to conclude that Freedom has finally walked this beautiful land. And this being the final budget presentation for this current administration, we are confident that we are still on track.

We are also confident that this budget addresses the needs of the people and we shall not fail them.

Let me take this opportunity to express my profound thanks and gratitude to my fellow Councillors, members of the Executive Committee, the City Manager and his SEMs, and all the officials who ensured that Mayoral Izimbizo were a success.

I thank you!





City Manager  
Thabani Zulu

## The City Manager

### Message

*“The Mayor has spearheaded the process of taking the draft budget to the people in a series of community participation meetings.”*

The Integrated Development Plan (IDP), as a legislative requirement, is a five year plan whose principle purpose is to ensure the development of the local community in an integrated manner which involves Strategic Business Units within the municipality, relevant strategic stakeholders and the community.

Of critical importance is for the municipality to ensure that there is thorough consultation with the local community and strategic stakeholders.

This is in terms of Chapter 4 of the Municipal Systems Act of 2000 which talks at length about processes and mechanisms necessary to ensure community participation in the budget process and issues related to the development of the Municipality.

Therefore, a detailed budget preparation process is necessary to provide information that will assist the Mayor and the Council as a whole to allocate council resources most effectively. This is in terms of the provision of the Municipal Finance Management Act.

Since 2000, we have taken it upon ourselves to ensure that there is greater public participation in the budgeting process and communities are informed timeously about the road shows that we will be embarking upon.

Prior to the process of budget preparation, the IDP is reviewed on an annual basis in order to review projects and programmes

that have been implemented and those that still need to be implemented.

During this review process, Strategic Business Units, strategic stakeholders and the community are given the opportunity to evaluate / review and provide strategic inputs into a reviewed IDP.

It is with pleasure that we wish to inform the ratepayers that the approach which we adopted during the current budgeting process (2005 / 2006) was done through consultation with managers who took keen interest in the process, as budgeting was done based on the IDP and Strategic Business Units Business Plans.

Having met National Treasury Guidelines, the Mayor presented the draft 2005/2006 budget to the Full Council at its meeting on the 29th of March 2005.

Furthermore, in compliance with National Treasury regulations and legislation, it is the Mayor who has spearheaded the process of taking the draft budget to the people in a series of community participation meetings which were held during April and May, in a bid to create greater alignment between the IDP and budgeting process.

We have formed an IDP Co-Ordination Committee chaired by myself, which consists of strategic officials within the municipality who will, by virtue of their relevant skills and expertise, be responsible for the co-ordination, review and alignment of the IDP to the budget and other strategic plans of the Municipality.





Chief Financial Officer  
**Farhad Cassimjee**

## The Chief Financial Officer

### Message

Good management is about good budgeting and making sound and reasonable decisions. The Msunduzi Municipality is entering a new era of local government. Issues that were once peripheral and completely outside our scope have now taken center stage. This budget underpins a framework for ensuring Msunduzi becomes a prosperous Capital City, enjoyed by residents, admired by visitors and respected nationally and internationally for our achievements.

The budget recognizes that there are many exciting opportunities for Pietermaritzburg and its residents, as well as acknowledging that there are a number of serious challenges that we must address to ensure our ongoing prosperity and quality of life in light of the historic legacy of apartheid. South Africa has been given a rare and historic opportunity to transform municipalities to meet the challenges and expectations of its citizens.

Access to basic services is a right enshrined in the constitution. Chapter 2 Section 27(1,2) states that

*“Everyone has the right to have access to sufficient food and water” and “the state must take reasonable legislative and other measures, within its available resources, to achieve the progressive realization of each of these rights”.*

The Msunduzi Municipality can continue to grow and maintain a sustainable competitive advantage through carefully crafted strategies that will lead it into a financial status of long-term sustainability.

This budget transforms the previous methodology of using internal capital funds as working capital and the interest generated on these funds to meet operating expenditure.

This past strategy created a tendency to raise more external loans to meet capital expenditure, resulting in a negative impact on net cash flows.

The impetus for stabilizing our Finances stems from our pivotal role in service delivery, economic growth and decreasing unemployment. We recognize that revenue generation is considered the lifeblood of any organisation. This metric is often used by analysts to ascertain the overall financial viability of an organisa-

tion. Our focus will be the enforcement of strict credit control measures to recover our outstanding debt in order to build up internal reserves so that there is less reliance on external borrowings thus resulting in a reduction in debt servicing costs.

The main sources of operating income for Msunduzi are derived from trading services such as water and electricity, property rates and fiscal transfers from other spheres of government.

In order to ensure financial sustainability, revenue income has to increase.

There has to be alignment between the resources of municipalities, level of service and customer expectations. Once aligned, the result would be a sustainable competitive advantage.

The pursuit of success demands the necessity of sound financial planning and our investment in capital is an investment for the future.

We are investing in infrastructure that is not only needed now, but in infrastructure that is needed if we are to manage and create a functional World Class City with great livability for generations to come.

The expenditure is committed in a way that will benefit Msunduzi by ensuring financial sustainability.

Moving forward, the challenge is to maximize the advantages of our Capital Status and ensuring that The Msunduzi Municipality leads the way for KwaZulu Natal.

I am pleased to present a budget that would uphold our credit rating and enhance the capability of the Council to deliver for the people of Msunduzi.



# Msunduzi Municipality Executive Committee



**Mayor  
Hloni Zondi**



**Deputy Mayor  
Zanele  
Hlatswayo**



**Gerrit Meyer**



**Osman Ganie**



**Thulani Zungu**



**Bongumusa  
Phungula**



**Francis  
Grantham**



**Hamid Kadir**



**Bill Lambert**



**Dolo Zondi**

# Msunduzi Municipality City Governance



**Speaker  
Colin Gardner**



**Chief Whip  
Thulani  
Magubane**



**M.M. Thebolla**



**S.J. Seymour**



**G. McArthur**



**J.E.P Green**



**R. Pillay**



**T.S. Magwaza**



**D.P. Dlamini**



**M. Mchunu**



**P. Madiba**



**B.A. Ndlovu**



**N.N. Mbeje**



**W.J. Coetzee**



**D. Buthelezi**



**N.V. Duze**



**P. Jaca**



**A.M. Gwala**



**D. Ngwenya**



**N. Dlamini**



**R. Singh**



**R. Ashe**



**W.V. Adams**



**T. Zuma**



**B. Zuma**



**T.S. Mlangathi**



**S. Msane**



**T. Dlamini**



**S. Mchunu**



**J. Lawrence**



**K. Olivier**



**R.B. Mazibuko**



**T.I. Zungu**



**T.T. Zondi**



**M.P. Zuma**



**K.D. Blomeyer**



**S.N. Naidoo**



**P. Mbuyisa**



**S. Mwelase**



**Y.S. Moosa**



**R. Singh**



**V. Ndlovu**



**M.E. Dlamini**



**S.P. Hlela**



**D.I. Lushozi**



**P.N. Ntombela**



**L.E.M. Nkosi**



**D.C. Nxumalo**



**M.L. Msimang**



**A. Kimble**



**T.M. Dlamini**



**A. Shelembe**



**M.B. Mkhize**



**D.H. Ngubane**



**N. Ahmed**



**S. Ntuli**



**S. Mkhize**



**C. Gillfillan**



**P. Bhengu**



**V. Baijoo**



**F.N. Mbatha**



**E.Z. Ntombela**



**Part Two**

<u>Introduction to Peoples Budget</u>	<b>08</b>
<u>Aligning Budget to Community Needs</u>	<b>08</b>
<u>Capital Estimates</u>	<b>09</b>
<u>Operating Estimates</u>	<b>12</b>
<u>Benefits to Poor</u>	<b>15</b>
<u>Access to Basic Services</u>	<b>15</b>
<u>Rates and Tariffs</u>	<b>16</b>
<u>Capital Budget Summary</u>	<b>17</b>
<u>Capex Report</u>	<b>18</b>
<u>Operating Estimates</u>	<b>22</b>
<u>Credit Control and Indigent Policy</u>	<b>84</b>



## Introduction to the People's Budget

The Constitution of the Republic of South Africa, together with Chapter 5 of the Municipal Systems Act, 2000 (Act 32 of 2000) has had a substantial impact on the traditional role of Local Government.

In addition to providing municipal services, municipalities must lead, manage and plan for development through a process of Integrated Development Planning.

The Municipal Finance Management Act (No 56 of 2003) has a primary focus on the statutory linkages between the IDP, budget planning, and financial performance. This budget has been prepared using the IDP as the blueprint that expresses the needs and wishes of the community.

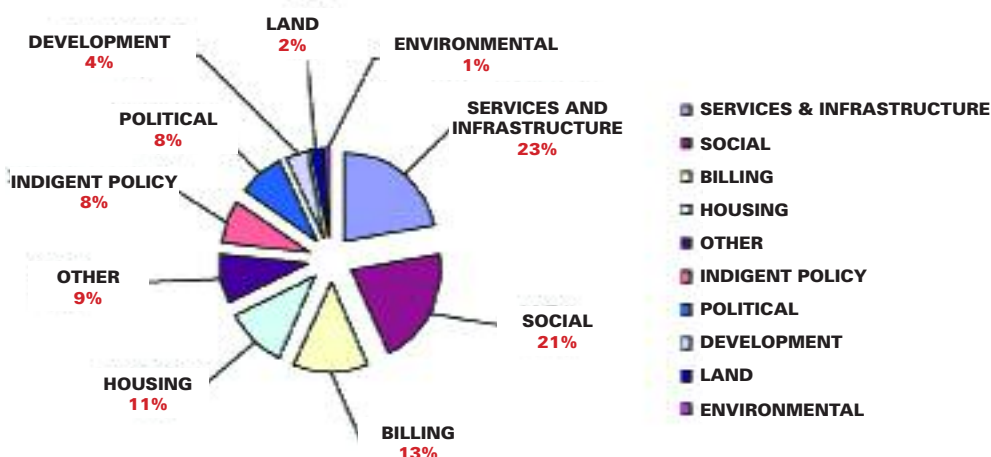
The expanded Public Works program introduced by the Presidency is a short to medium term program aimed at alleviating and reducing unemployment. Its objectives include increasing economic growth, skills development and acceleration of infrastructure investment. Every program implemented by the municipality will take into account the expanded public works principles and move towards adopting them.

During 2004/05 we fast tracked the provision of basic services to previously disadvantaged communities. As part of institutional transformation and in an endeavour to build an efficient administration, we are constantly reviewing alternative service delivery mechanism in relation to basic services in order to ensure improved service delivery.

## Aligning the Budget with the Community Needs

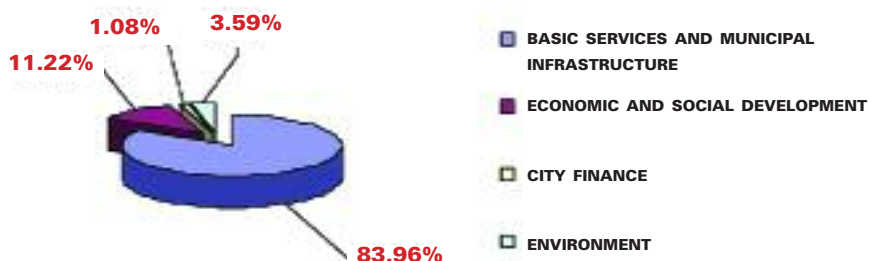
During November 2004, numerous public meetings, 'izimbizos' were held with a view to assess whether the Municipality is addressing the actual needs of the people and to obtain input on how best the needs can be addressed. Subsequently an analysis of the meetings was drawn and the priorities of the community were categorized as follows:

### What the community had to say:



This information can be summarized as indicating that among other things more than 80% of the budget must be provided to address the provision and maintenance of basic services and municipal infrastructure and the implementation of the indigent policy. Further provisions should be made to address economic and social issues, improvement of City Finances and protection of the environment.

### Aligning the budget with community needs:





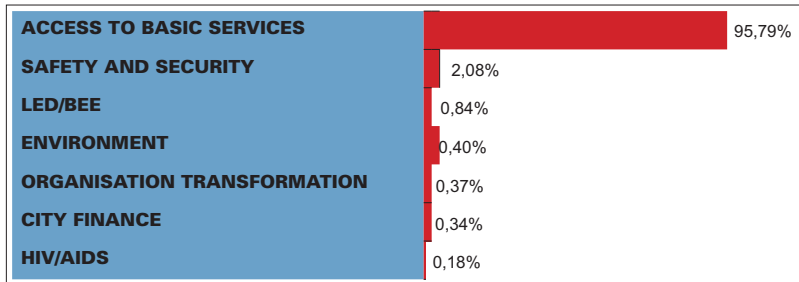
# Capital Estimates

The Capital Budget for 2005/2006 is R 148,128,900 million. This has been reduced when compared to the 2004/2005 budget where external grant funding (Restructuring Grant) of approximately R 50 million was also included. The budget has been aligned to the 7 priorities in terms of the Integrated Development Plan (IDP) of the Council.

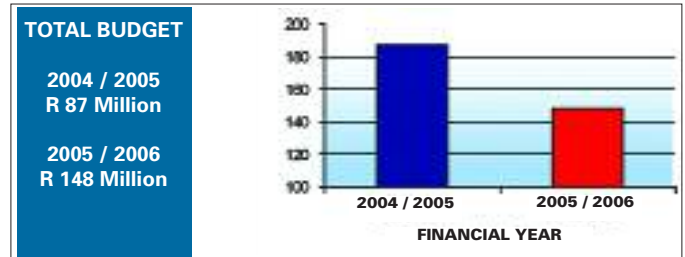
It can be seen that 95,79 % of the budget has been allocated to the provision of Access to Basic Services and 2,08 % has been allocated to Safety and Security.

Approximately R 80 million will be funded by Council by way of external loans and the balance will be funded from grants received.

## IDP Priorities



## Total Budget




The table below provides an indication of the major projects to be undertaken by Council.

Major Programme/ Project	Amount
<b>WATER SECTION</b>	
Vulindlela VIP Construction (Wards1,2 &3 -2500 units)	1.3 million
Esigodini VIP Construction (800 units)	0.7 million
Eliminate Conservancy tanks- George Town/ Caluza	1.0 million
Ashdown sewer problem, mid block sewer eradication	0.1 million
Upgrade existing sewer capacity- slangspruit area (Below Mbabazane Bridge), Lincoln Mead	0.5 million
Relay damaged sewers & storm damage-Topham Road, Sweetwaters road, Azalea School, Deccan Road	0.8 million
Eliminate of wastage at Communal Standpipes (Wards10-12,13-16,20-23)	0.9 million
Eliminate of communal standpipes- Azalea, Unis S	1.4 million
Elimination of Water Tankers - Willowfountain	1.1 million
Basic Water supply - Willowfountain	1.3 million
Edendale proper new mains & reticulation - Esigodini & Dambuza	1.1 million
Sobantu reticulation improvements-	0.7 million
Imbali reticulation improvements	1.0 million
Replacements due to bursts - Deccan Road, Morcom Road, Bennett ave.	1.0 million
<b>ROADS</b>	
Vulindlela Gravel Roads Upgrade	1.9 million
Ashdown Residential Access upgrade	0.5 million
<b>BRIDGES &amp; FOOTPATHS</b>	
Pedestrian Bridges	0.25 million

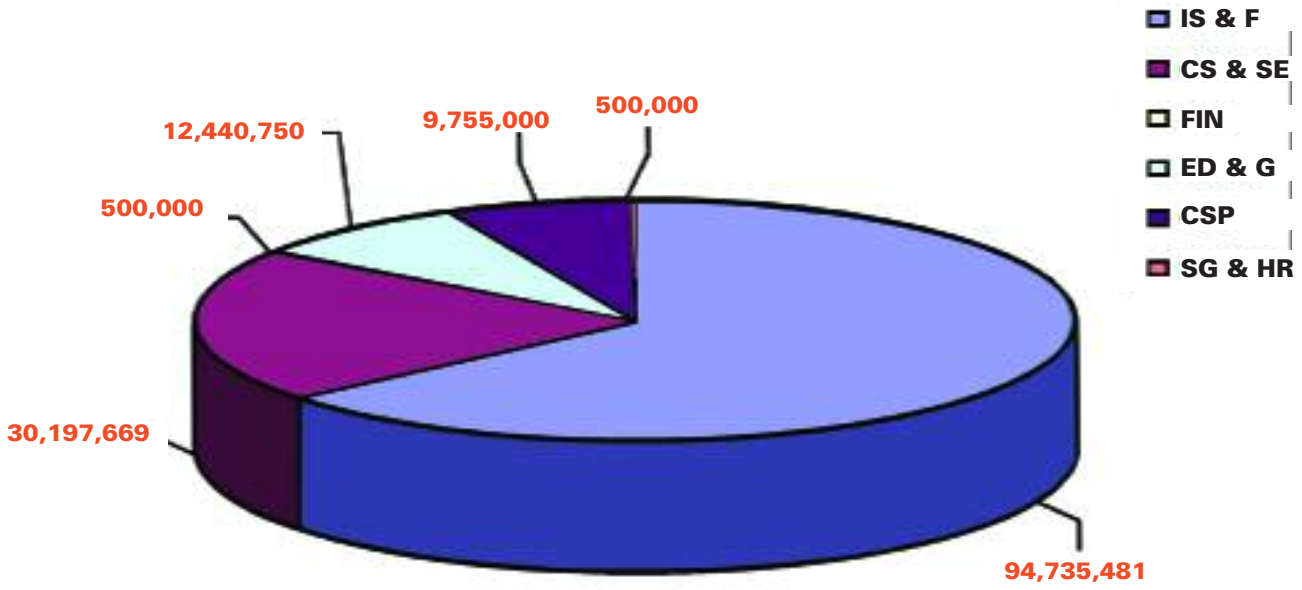


The table below provides an indication of the major projects to be undertaken by Council.

Major Programme/ Project	Amount
<b>LOW INCOME HOUSING BULKS</b>	
Shenstone Ambleton Stage 11	15.0 million
Peacevalley 11	0.38 million
Copesville 1,2 & 3	2.1 million
Glenwood N.E. Sector	3.0 million
Copesville Bulk Phase 1,2 & 3	2.5 million
Peacevalley 11	1.1 million
Low Income Housing	10.0 million
<b>ELECTRIFICATION</b>	
Ambleton Electrification : Grant Funding	2.1 million
Cinderella Electrification : Grant Funding	0.66 million
Madiba Electrification : Grant Funding	0.33 million
Sweetwaters Electrification : Grant Funding	0.82 million
Additional Eskom Infeed	12.8 million
Transformer Replacement	4.6 million
<b>STREETLIGHTING</b>	
Edendale Additional Streetlighting	0.46 million
Vulindlela Streetlighting Phase 2	0.81 million
Edendale Additional Streetlighting Phase 2	0.43 million
Cinderella Streetlighting	0.1 million
<b>COMMUNITY SERVICES</b>	
Development of Landfill Site	1.5 million
Shosholoza	7.5 million
Replacement of old Crematoria	1.0 million
Refurbishment of Harry Gwala Stadium	1.2 million
Moses Mabhida Centre	3.4 million
Taylors Halt Centre	3.5 million
Taxi Facilities & Freedom Square	3.6 million
Safe City Project	3.0 million
Development of New Cemetary	1.5 million
PoloCrosse + Hayfields Development	7.2 million
Main Library Airconditioning	2.0 million
Development of Edendale Infrastructure	1.1 million
De-Silting Camps - Drift Canal	2.0 million



### Summary by strategic business unit

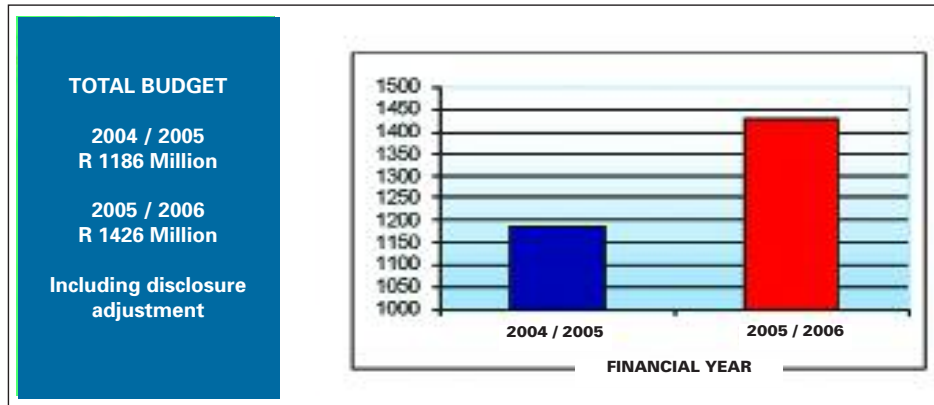


# Operating Estimates

## Expenditure

The operating budget for 2005/2006 is R 1,426,502,465 million. Of this amount R 159,920,512 million represents income foregone which is disclosed in terms of the Section 15(4) of the Local Government: Municipal Property Rates Act, No.6 of 2004, therefore the operating budget excluding the income foregone is R 1,266,581,955. Thus the real increase is 6.63% over the 2004/2005 budget.

### Total Budget



Salaries as a percentage of Income are estimated to be 30.34% (2004/05 – 30.32 %) which is in line with the National Treasury guidelines.

There has been a decrease in Bulk Purchases essentially in the Darvill costs which have been estimated to be some R5 million below the 2004/2005 costs due to pricing differences.

General and other expenses have increased over the prior year. R7 million has been allocated for Vulindlela operating costs. Repairs and maintenance costs have been increased by

some R 7.3 million in order to allow for maintenance of Councils existing assets and infrastructure. Significant expenditure will be directed towards fixing the number of potholes, resurfacing of roads, grass cutting on road verges and rehabilitation of the landfill sites.

Major increases in expenditure which have been provided for are Priority Posts (R 5 million), Leave Pay (R 8 million), Doubtful debts (R 15 million), Meter reading (R 7 million). The table below provides a summary per expense category.

	2004/2005 R'000 000	2005/2006 R'000 000
<b>SWA</b>	360	386
<b>Bulk</b>	433	427
<b>General</b>	167	225
<b>R &amp; M</b>	43	50
<b>Capital Chrgs</b>	147	145
<b>Dept Chrgs</b>	212	241
<b>Contribution</b>	85	105
<b>Recharges</b>	-260	-313
<b>TOTAL</b>	<b>1 187</b>	<b>1 266</b>



## Revenue

Major sources of revenue for the City are Electricity (35 %), Rates (30 %), Water (15 %) and Subsidies (9 %). The equitable share allocation for The Msunduzi Municipality for 2005/2006 is R 101.8 million compared to the 2004/2005 amount of R 70 million. There has been an increase of R 31.8 million (45.43 %) over the last year.

The enhanced credit control procedures and revenue enhancement measures currently being applied in order to comply with the National Treasury income ratios are expected to reduce the outstanding debt.

The Department of Agriculture & Environment has committed R 1.1 million for the City Cleanup Campaign as well as further R 1 million towards Alien Plant eradication.

In order to alleviate poverty, the Council will continue to support the provision of free basic services and reduce service charges and rates through an Indigent Support Program to the poorest sector of the population.

The table below provides a further detail of the allocation of the equitable share in comparison to the 2004/05 year.

Equitable Share Allocation	2004 / 05	2005 / 06	% Increase
<b>Total Allocation</b>	69,469,000	101,800,000	31.76
<b>Less:</b>			
<b>Allocation for R293 Towns</b>	16,033,360	16,033,360	0
<b>Equitable Share</b>	<b>53,435,640</b>	<b>85,766,640</b>	<b>37.70 %</b>
<b>Direct Allocation</b>			
<b>Water Service</b>	13,425,531	33,810,665	60.29
<b>Electricity Service</b>	4,140,000	4,140,000	0
<b>Free Basic Refuse</b>	1,258,063	3,625,970	65.30
<b>Free Basic Sewerage</b>	1,442,668	3,850,225	62.53
<b>Rates rebate for lower value properties</b>	4,468,809	5,297,142	15.64
<b>Rates rebate for new areas</b>	6,382,897	5,781,626	-10.40
<b>Sub Total</b>	<b>31,117,968</b>	<b>56,505,628</b>	<b>44.93</b>
<b>Indirect Allocation (included in rate fund)</b>	22,317,672	29,261,012	23.73
<b>TOTAL</b>	<b>53,435,640</b>	<b>85,766,640</b>	<b>37.70</b>

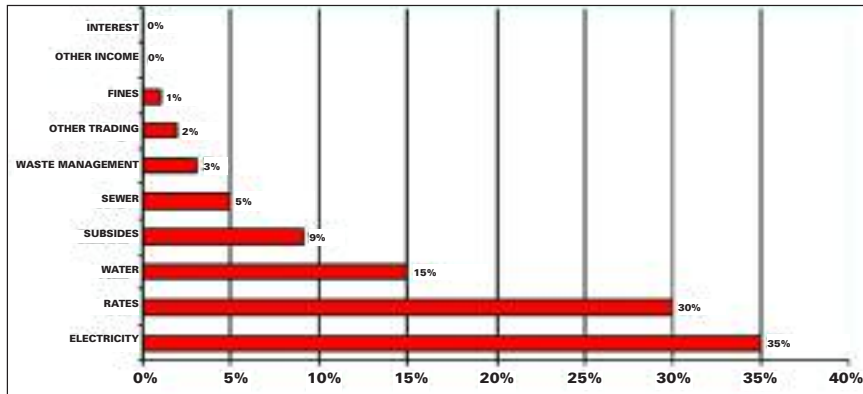
## External Grants

The table below provides a summary of External Grants as per the Division of Revenue Act, 2005 (Act No. 1 of 2005) promulgated on 01 April 2005 in Government Gazette No. 27443.

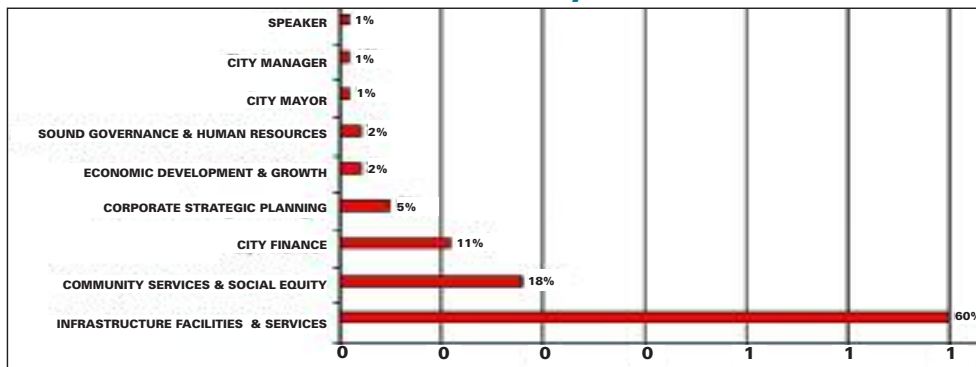
2005/2006 (R'000)	2005/2006 (R'000)	2006/2007 (R'000)	2007/2008 (R'000)
Equitable Share	101,800	114,407	133,564
Recurrent allocations:			
Local Govt. Finance Mgt. Grant	2,500	500	500
Infrastructure Allocations:			
MIG	47,442	58,340	62,267
NEP	4,009	0	0
	<b>155,751</b>	<b>173,247</b>	<b>196,331</b>



## In summary the budget can be reflected as follows: Where the money comes from



## Where the money will be used



## Operating Estimates Summary 2005 / 2006

EXPENDITURE						INCOME				
Actual Expenditure 2003-2004	Approved Budget 2004-2005	Budget Estimate 2005-2006	Draft Budget 2006-2007	Draft Budget 2007-2008	STRATEGIC BUSINESS UNIT	Actual Expenditure 2003-2004	Approved Budget 2004-2005	Budget Estimate 2005-2006	Draft Budget 2006-2007	Draft Budget 2007-2008
2	153,201	0	0	0	City Mayor					
-4,841	-87,737	0	1	0	Speaker					
2,053,415	-6,448,000	0	2	-1	City Manager	-50,757	-30,000	-30,000	-32,400	-34,992
91,955,356	84,780,480	188,573,695	209,107,847	230,717,523	City Finance	-421,227,853	-410,480,964	-541,421,443	-589,910,451	-634,261,583
474,600	2,216,899	339,953	336,971	338,341	Economic Development & Growth	-116,911	-477,700	-335,000	-361,800	-390,744
7,344,030	7,851,324	2,630,035	2,941,069	3,042,362	Sound Governance & Human Resources	-1,025,884	-2,251,380	-4,604,008	-4,972,329	-5,370,116
242,265,028	253,758,160	274,444,503	295,594,458	315,915,429	Community Services & Social Equity	-55,097,548	-57,658,361	-62,015,783	-66,024,837	-71,215,982
15,354,272	9,605,492	21,340,943	32,376,476	33,373,876	Corporate Strategic Planning	-3,654,972	-3,482,304	-3,639,580	-3,930,746	-4,245,206
173,071,516	188,801,155	202,829,471	226,407,928	248,075,620	Infrastructure Services & Facilities	-65,571,948	-66,245,654	-76,988,803	-79,725,353	-85,966,610
<b>532,513,378</b>	<b>540,630,974</b>	<b>690,158,600</b>	<b>766,764,752</b>	<b>831,463,150</b>	<b>TOTAL RATES AND GENERAL</b>	<b>-546,745,873</b>	<b>-540,626,363</b>	<b>-689,034,617</b>	<b>-744,957,916</b>	<b>-801,485,233</b>
5,121,057	5,107,157	6,704,755	7,014,600	7,450,675	Airport	-2,769,544	-2,185,024	-6,704,755	-7,034,600	-7,500,675
426,379,511	441,048,700	503,604,185	534,516,052	566,122,757	Electricity	-420,352,378	-443,758,161	-507,649,061	-546,457,569	-588,393,642
8,116,266	5,619,969	8,458,140	9,000,326	9,820,586	Forestry	-7,270,068	-5,923,280	-8,459,508	-9,136,269	-9,867,171
2,150,143	2,565,112	2,842,921	3,354,775	3,571,821	Housing	-2,228,619	-3,210,633	-3,774,366	-4,076,317	-4,402,424
10,668,376	11,222,369	12,088,243	12,429,092	12,974,350	Market	-11,247,590	-12,592,860	-13,185,241	-14,240,060	-15,379,264
173,196,643	181,588,170	202,645,621	216,532,908	244,275,660	Water	-169,737,939	-183,385,858	-202,676,858	-229,030,644	-255,816,704
<b>625,631,996</b>	<b>647,151,477</b>	<b>736,343,865</b>	<b>782,847,753</b>	<b>844,215,849</b>	<b>TOTAL TRADING</b>	<b>-613,606,138</b>	<b>-651,055,816</b>	<b>-742,449,789</b>	<b>-809,975,459</b>	<b>-881,359,880</b>
<b>1,158,145,374</b>	<b>1,187,782,451</b>	<b>1,426,502,465</b>	<b>1,549,612,505</b>	<b>1,675,678,999</b>	<b>TOTAL DEFICIT/ (SURPLUS)</b>	<b>-1,160,352,011</b>	<b>-1,191,682,179</b>	<b>-1,431,484,406</b>	<b>-1,554,933,375</b>	<b>-1,682,845,113</b>
<b>-2,206,637</b>	<b>-3,899,728</b>	<b>-4,981,941</b>	<b>-5,320,870</b>	<b>-7,166,114</b>						

The Council has budgeted for a surplus of R 4,981,941 in 2005/ 2006  
(R 3,899,728 for 2004/ 2005).

# Benefits to the poor

## CHILD HEADED HOUSEHOLDS

In the case of child headed households, the following conditions apply:

The child-headed household be declared indigent after consultation with the Ward Councillor/s provided that the household income after death does not exceed R1 956.00 per month. That the account be continued in the name of the deceased estate.

## FLATS

Where a resident lives in a flat, and is the account holder and is declared indigent upon application, the following conditions apply:

## Water

A financial benefit that is equal to the value of 6kl of water based on the domestic tariff shall, on application, be credited to the electricity account.

## Sanitation

The indigents electricity account shall, on application, be credited with the Life Line tariff in respect of sewer charges based on the domestic tariff.

That if the above mentioned concessions have the effect of the month being in credit, the account rendered shall be zero and not stand to the credit of the consumer.

# Access to basic services

## AUTOMATIC QUALIFICATION AS IN INDIGENT

### HOUSE AND LAND VALUE UNDER R30 000

<b>ELECTRICITY</b>	Free 50 kWh	✓
<b>AMPERE</b>	Free 20 Amp	✓
<b>WATER</b>	Free 6kl Balance @ normal R7.34 per kl	✓
<b>SEWERAGE</b>	Free	✓
<b>REFUSE</b>	Free	✓
<b>RATES</b>	Free	✓

## ON APPLICATION AS IN INDIGENT

### Subject to Ampere limit of 20 Amp and Water Restriction Device HOUSE AND LAND VALUE BETWEEN R30 000 AND R40 000

<b>ELECTRICITY</b>	Free 50 kWh Balance @ normal	✓
<b>AMPERE</b>	20 Amp Reduced	✓
<b>WATER</b>	Free 6kl 7-12 @ R2.99 per kl Balance @ normal R7.34 per kl	✓
<b>SEWERAGE</b>	Reduced Tariff	✓
<b>REFUSE</b>	Reduced Tariff	✓
<b>RATES</b>	Free	✓

## ON APPLICATION AS IN INDIGENT

### Subject to Ampere limit of 20 Amp and Water Restriction Device HOUSE AND LAND VALUE OVER R40 000

<b>ELECTRICITY</b>	Free 50 kWh Balance @ normal	✓
<b>AMPERE</b>	20 Amp Reduced	✓
<b>WATER</b>	Free 6kl 7-12 @ R2.99 per kl Balance @ normal R7.34 per kl	✓
<b>SEWERAGE</b>	Reduced Tariff	✓
<b>REFUSE</b>	Reduced Tariff	✓
<b>RATES</b>	Rebate on approval Income less than R1560 40% <b>OR</b> Income between R1560-R1956 33.3%	✓

**\*All tariffs (charge) amounts and income limits quoted here are subject to change.**



# Rates and Tariffs

The City has year on year steadily reduced the tariff increases for its people.

## Tariff Increases

	2002/2003	2003/2004	2004/2005	2005/2006
<b>Electricity - Large Power Users</b>	5%	8%	4%	<b>3%</b>
<b>Electricity - Other Users</b>	7%	10%	5%	<b>4%</b>
<b>Water</b>	10%	10%	10%	<b>8%</b>
<b>Sewerage</b>	9%	7%	7%	<b>7%</b>
<b>Refuse</b>	9%	7%	7%	<b>7%</b>
<b>Rates</b>	9%	7%	8%	<b>6%</b>

### Example 1: Account showing the effect of the proposed tariff increase

				2004/2005	2005/2006	Increase
<b>Property Rates</b>	value -	land R 50 000		176.26	186.83	<b>6.0%</b>
		bldg R 100000		92.55	98.11	<b>6.0%</b>
<b>Electricity</b>	Basic	40 Amp MCB		99.60	103.60	<b>4.0%</b>
	Consumption	498 units		96.96	100.85	<b>4.0%</b>
<b>Water</b>	Basic			20.65	22.30	<b>8.0%</b>
	Consumption	25 Kl		129.2	139.46	<b>7.9%</b>
<b>Sanitation</b>				62.34	66.7	<b>7.0%</b>
<b>Refuse</b>				40.33	43.15	<b>7.0%</b>
<b>Vat</b>				62.87	66.65	<b>6.0%</b>
<b>Total</b>				<b>780.76</b>	<b>827.64</b>	<b>6.0%</b>

### Example 2: Automatic Indigent

				2004/2005	2005/2006	Increase
<b>Property Rates</b>	value -	land R 15 000		0.00	0.00	<b>0.0%</b>
		bldg R 14 000		0.00	0.00	<b>0.0%</b>
<b>Electricity</b>	Basic	20 Amp MCB		0.00	0.00	<b>0.0%</b>
	Consumption	50 units		0.00	0.00	<b>0.0%</b>
<b>Water</b>	Basic			0	0.00	<b>0.0%</b>
	Consumption	25 Kl (Consumption in excess of 6 Kl @ full tariff)		129.2	139.46	<b>7.9%</b>
<b>Sanitation</b>				0	0	<b>0.0%</b>
<b>Refuse</b>				0	0	<b>0.0%</b>
<b>Vat</b>				18.09	19.52	<b>7.9%</b>
<b>Total</b>				<b>147.29</b>	<b>158.98</b>	<b>7.9%</b>

### Example 3: Applied Indigent

				2004/2005	2005/2006	Increase
<b>Property Rates</b>	value -	land R 50 000		117.51	124.56	<b>6.0%</b>
		bldg R 100 000		61.70	65.41	<b>6.0%</b>
		If income criteria met, 33 1/3 % rebate applies				
<b>Electricity</b>	Basic	20 Amp MCB		22.35	23.25	<b>4.0%</b>
	Consumption	498 units ( 50 units free)		87.23	90.72	<b>4.0%</b>
<b>Water</b>	Basic	( 6 Kl free)		0	0.00	<b>0.0%</b>
	Consumption	25 Kl ( 7-12 Kl @ reduced tariff)		105.02	113.36	<b>7.9%</b>
<b>Sanitation</b>		Basic tariff		23.75	25.41	<b>7.0%</b>
<b>Refuse</b>		Basic tariff		22.36	23.93	<b>7.0%</b>
<b>Vat</b>				36.50	38.73	<b>6.1%</b>
<b>Total</b>				<b>476.41</b>	<b>505.36</b>	<b>6.1%</b>

Losses of electricity and water due to theft and tampering remain a major challenge for us all. We require the assistance of the communities to help us reduce the losses as the benefit will then be enjoyed by all our citizens.

In conclusion, we will work hard to ensure that Pietermaritzburg Msunduzi leads the way for Kwa-Zulu Natal and prospers into the future. Good management is about good budgeting and making sound and reasonable decisions. We believe that we have achieved the right balance in this budget.





# Capital Budget Summary

## Summary by Business Unit

BUSINESS UNIT	Year '01	Year '02	Year '03	Yr 01 % of Total
Infrastructure Services & Facilities	94,735,481	181,041,835	169,605,036	63.95%
Community Services & Social Equity	30,197,669	9,895,000	6,660,000	20.39%
Finance	500,000	455,000	895,000	0.34%
Economic Development & Growth	12,440,750	2,220,850	2,417,735	8.40%
Coporate Strategic Planning	9,755,000	14,625,000	15,309,500	6.59%
Sound Gov. & Human Resources	500,000	458,000	10,000	0.34%
Total	148,128,900	208,695,685	194,897,271	100%

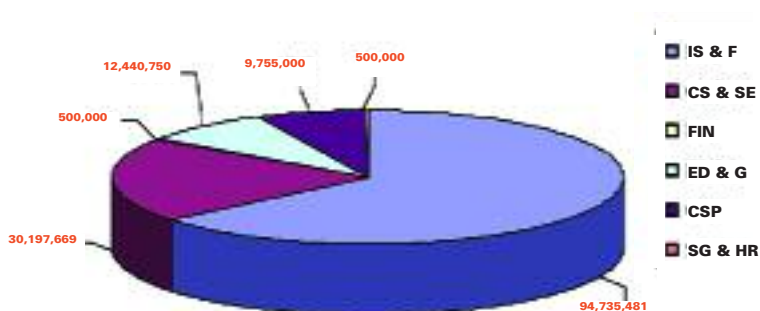
## Summary by Funding

FUND	VALUE	%of Total
Council	88,050,000	59.44%
Dept of Minerals & Energy	4,009,000	2.71%
Dept of Housing	10,000,000	6.75%
Dept of Transport	1,000,000	0.68%
M I G	45,069,900	30.43%
TOTAL	148,128,900	100%

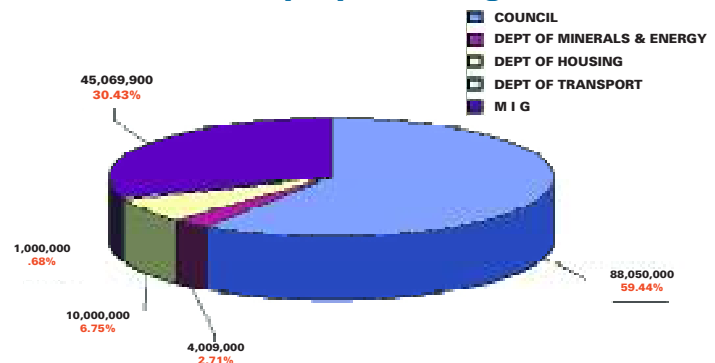
## Capital Budget 2005 / 2006

Strategic Business Unit	COUNCIL Prior Year		Guideline Council spend		COUNCIL Actual - 05 / 06							
	R Value	%	2005/2006	%	R Value	%	CMIP	DME	DoH	DoT	MIG	Total
City Executive	1,730,200	3.04	2,283,151	3.04	0	0.00	0	0	0	0	0	0
Infrastructure Services & Facilities	35,519,437	62.49	46,871,010	62.49	46,471,627	52.78	0	4,009,000	10,000,000	1,000,000	33,254,854	94,735,481
Community Services & Social Equity	3,765,000	6.62	4,968,247	6.62	22,061,373	25.06					8,136,296	30,197,669
Finance	3,553,300	6.25	4,688,891	6.25	500,000	0.57						500,000
Economic Development & Growth	3,110,000	5.47	4,103,918	5.47	8,762,000	9.95	0				3,678,750	12,440,750
Coporate Strategic Planning	9,153,500	16.11	12,078,845	16.11	9,755,000	11.08						9,755,000
Sound Gov. & Human Resources	4,500	0.01	5,938	0.01	500,000	0.57						500,000
	<b>56,835,937</b>	<b>100</b>	<b>75,000,000</b>	<b>100</b>	<b>88,050,000</b>	<b>100</b>	<b>0</b>	<b>4,009,000</b>	<b>10,000,000</b>	<b>1,000,000</b>	<b>45,069,900</b>	<b>148,128,900</b>

## Summary by Strategic Business Unit



## Summary by Funding Source



# Capex Report 2005 / 2006

## Strategic Business Unit: Finance

Dept	Item	Vote	Project Description	Ward	Fund	2005/2006	2006/2007	2007/2008	Start Date	End Date	IDP Code
46	656	0601	Promis Income Development		Cnl	500,000	455,000	895,000	Jul-2005	Jun-2006	Org020
						<b>500,000</b>	<b>455,000</b>	<b>895,000</b>			

## Strategic Business Unit: IS & F

Dept	Item	Vote	Project Description	Ward	Fund	2005/2006	2006/2007	2007/2008	Start Date	End Date	IDP Code
101	629	0601	Survey Equipment	All	Cnl	40,000	84,892	89,136	Jul-2005	Jun-2006	Sge005
102	631	0601	Street Name Plates	All	Cnl	125,000	125,000	150,000	Jul-2005	Jun-2006	Sge020
102	632	0601	Replacement Of Water Pipes 333 Church Street	All	Cnl	400,000	400,000	500,000	Jul-2005	Dec-2006	Sge020
106	632	0601	Civic Centre : Chilled Water Piping	All	Cnl	480,000	400,000	350,000	Sep-2005	Feb-2006	Sge115
106	632	0602	Civic Centre : Airconditioning Units	All	Cnl	400,000	200,000	80,000	Nov-2005	Dec-2006	Sge115
106	632	0603	Civic Centre : Electrical Compliance	All	Cnl	450,000	700,000	700,000	Aug-2005	Feb-2006	Sge115
125	601	0601	Ashdown Residential Access Rds	19	Cnl	500,000	1,500,000	2,000,000	Jan-2005	Jun-2006	Rts065
125	603	0601	Minor Works Kerbing & Channelling	Var	Cnl	0	250,000	300,000	Jul-2005	Dec-2006	Rts050
125	613	0601	Footpaths	All	Cnl	0	740,000	720,000	Jul-2005	Dec-2006	Rts050
125	624	0602	City Central Road Verges	14	Cnl	500,000	500,000	600,000	Jul-2005	Dec-2006	Rts065
125	631	0601	Traffic Calming Measures	All	Cnl	0	1,000,000	1,000,000	Aug-2005	Jun-2006	Rts005
125	631	0601	Otto's Bluff - Connor Road Link	Var	Cnl	150,000	0	0	Jul-2005	Mar-2006	Rts005
125	649	0601	Shenstone Ambleton Stage II	All	Cnl	5,525,390	0	0	Jul-2005	Jun-2006	Sge070
125	649	0602	Peace Valley II	All	Cnl	384,000	0	0	Jul-2005	Dec-2006	Sge080
125	649	0603	Copesville 1,2,& 3	All	Cnl	2,142,857	0	0	Jul-2005	May-2006	Sge070
125	649	0604	Glenwood N.E. Sector	All	Cnl	3,054,380	0	0	Jul-2005	Apr-2006	Sge080
125	601	0607	Vulindlela Upgrade Gravel Roads	All	Mig	1,940,241	0	0	Jul-2005	Jun-2006	Rts040
126	602	0601	Bank Protection & Repairs - Reactive Rehab	Var	Cnl	100,000	150,000	150,000	Jul-2005	Dec-2006	Env045
126	602	0602	Canalisation & Rehab of Baynespruit & Tributaries	30	Cnl	800,000	1,500,000	1,500,000	Jul-2005	Dec-2006	Rts065
126	602	0603	Drainage Asset Renewal	23	Cnl	200,000	250,000	250,000	Jul-2005	Dec-2006	Rts065
126	602	0604	Erosion Prevention - Reactive Rehab	Var	Cnl	200,000	250,000	250,000	Jan-2005	Jun-2006	Env045
126	602	0605	DeSiltng canal	Var	Cnl	2,000,000	0	0	Jan-2005	Jun-2006	Rts065
127	633	0601	Traffic Signals	All	Cnl	300,000	400,000	400,000	Aug-2005	Mar-2006	Rts005
127	633	0604	Central Area East End Road System	All	Cnl	300,000	1,000,000	1,000,000	Jul-2005	Jun-2006	Rts005
127	634	0601	National Land Transport Transition Act Requirements	All	Cnl	150,000	150,000	150,000	Jul-2005	Jun-2006	Rts005
128	620	0601	Permanent Way Maintenance	Var	Cnl	100,000	150,000	150,000	Nov-2005	May-2006	Rts065
128	620	0602	Replacement of Worn Track Components	Var	Cnl	100,000	150,000	150,000	Jan-2005	Jun-2006	Rts065
129	614	0601	Pedestrian Bridges	Var	Cnl	250,000	800,000	500,000	Oct-2005	May-2006	Rts065
181	632	0601	Public Conveniences - Improvements	All	Cnl	150,000	150,000	100,000	Aug-2005	Sep-2006	Sge115
202	608	0601	Ashdown, Mid Block Sewer Eradication	23	Cnl	100,000	0	0	Jul-2005	Jun-2006	San 005
202	608	0601	Eliminate Conservancy Tanks / Pit Latrines	Var	Mig	1,000,000	3,600,000	4,000,000	Jul-2005	Jun-2006	San 005
202	608	0602	Vulindlela VIP Construction - Phase 1	Var	Mig	1,353,226	2,816,148	5,000,000	Jul-2005	Dec-2006	San015
202	622	0601	Relay Damaged Sewers & Storm Damage	Var	Cnl	800,000	6,300,000	7,000,000	Jul-2005	Jun-2006	San020
202	622	0602	Upgrade Existing Sewer Capacity	Var	Cnl	500,000	600,000	700,000	Jan-2005	Jun-2006	San020
205	608	0601	Copesville Bulk Phase 1,2 & 3	Var	Mig	2,559,305	0	0	Jan-2005	Jun-2006	San020
205	629	0601	Esigodini VIP Installation Project	12	Mig	726,668	1,039,996	0	Jul-2005	Dec-2006	San015
205	656	0601	Pumpstations General	All	Cnl	50,000	60,000	60,000	Sep-2005	Mar-2006	San020
205	656	0602	Montgomery Pump Station	25	Cnl	80,000	0	0	Oct-2005	Dec-2006	San020
205	656	0603	Establish Telemetry System	All	Cnl	50,000	500,000	0	Mar-2005	Jun-2006	San045
205	656	0604	Miscellaneous Equipment	All	Cnl	30,000	50,000	60,000	Sep-2005	Jun-2006	San045
220	632	0601	Symons Centre : Gutter Repairs	All	Cnl	250,000	20,000	20,000	Feb-2005	Mar-2006	Sge020
243	632	0601	Panorama Municipal Hall	All	Cnl	200,000	100,000	0	Jul-2005	Sep-2006	Sge115
504	632	0601	City Hall - General Fabric Renovations	All	Cnl	300,000	2,800,000	1,200,000	Jul-2005	Jun-2006	Sge115
508	629	0601	Airport Master Plan - Update	All	Cnl	100,000	0	0	Jul-2005	Dec-2006	Ley110
508	630	0601	Repairs to Runway Drainage	All	Cnl	50,000	50,000	50,000	Jul-2005	Dec-2006	Ley110
508	630	0602	Repairs to Runway	All	Cnl	500,000	400,000	400,000	Sep-2005	May-2006	Ley110
508	642	0601	Repairs To Hangers	All	Cnl	50,000	30,000	0	Jul-2005	Jun-2006	Ley110
511	629	0601	Edendale - Northdale Corridor	All	Dot	1,000,000	0	0	Jul-2005	Jun-2006	Rts005
527	608	0601	Relay damaged Sewers	All	Mig	1,950,000	0	0	Jul-2005	Jun-2006	San020
527	631	0601	Taxi Route Bulk Water to Glenwood	All	Mig	1,692,136	0	0	Jul-2005	Jun-2006	Wss020
560	649	0601	Low-Income Housing	All	Doh	10,000,000	68,000,000	60,000,000	Jul-2005	Jan-2006	Sge070
713	605	0601	Network Reinforcement	All	Cnl	700,000	4,800,000	5,760,000	Jul-2005	Jun-2006	Els040
713	605	0602	Network Replacement	All	Cnl	700,000	2,400,000	2,880,000	Jul-2005	Jun-2006	Els040
713	605	0603	Network Expansion	All	Cnl	100,000	3,600,000	4,320,000	Jul-2005	Jun-2006	Els040
713	605	0604	System Earthing Maintenance	All	Cnl	150,000	240,000	288,000	Jul-2005	Jun-2006	Els040
713	609	0601	Ambleton Electrification: Grant Funding	18	Inep	2,194,000	2,613,600	2,600,000	Jul-2005	Jun-2006	Els045
713	609	0602	Cinderella Electrification : Grant Funding	34	Inep	660,000	100,000	120,000	Jul-2005	Jun-2006	Els045

## Strategic Business Unit: IS &amp; F (continued)

Dept	Item	Vote	Project Description	Ward	Fund	2005/2006	2006/2007	2007/2008	Start Date	End Date	IDP Code
713	609	0603	Madiba Electrification : Grant Funding	34	Inep	330,000	0	0	Jul-2005	Jun-2006	Els045
713	609	0604	Sweetwaters Electrification : Grant Funding	1 & 2	Inep	825,000	990,000	1,188,000	Jul-2005	Jun-2006	Els045
713	609	0605	All Areas Connection-infills : Prepaid Meters	All	Cnl	400,000	1,800,000	2,160,000	Jul-2005	Jun-2006	Els045
713	609	0606	Consumer Connection Fees : Prepaid (Cr)	All	Cnl	-240,000	-180,000	-216,000	Jul-2005	Jun-2006	Els045
713	609	0607	Domestic Consumer Connections: Credit Meter System	All	Cnl	650,000	1,800,000	2,160,000	Jul-2005	Jun-2006	Els045
713	609	0608	Domestic Consumer Connection Fees: Credit Meter System (Cr)	All	Cnl	-390,000	0	0	Jul-2005	Jun-2006	Els045
713	609	0609	Industrial & Commercial Connections	All	Cnl	600,000	2,400,000	2,880,000	Jul-2005	Jun-2006	Els045
713	609	0610	Industrial & Commercial Connections: Fees (Cr)	All	Cnl	-360,000	0	0	Jul-2005	Jun-2006	Els045
713	618	0601	New Areas & Requests	All	Cnl	50,000	600,000	900,000	Jul-2005	Jun-2006	Els 030
713	618	0601	Edendale Additional Street Lighting	10 \23	Mig	462,000	1,355,699	2,160,000	Jul-2005	Mar-2006	Els 030
713	618	0602	Street Light Network Replacements	All	Cnl	50,000	600,000	720,000	Jul-2005	Jun-2006	Els025
713	618	0602	Vulindlela Street Lighting Phase 2	3 \ 9	Mig	818,040	2,400,000	2,880,000	Jul-2005	Mar-2006	Els025
713	618	0603	Edendale Additional Street Lighting Phase 2	18	Mig	436,722	432,000	518,400	Jan-2005	Mar-2006	Els025
713	618	0604	Cinderella Street Lighting	34	Mig	100,000	120,000	0	Jan-2005	Mar-2006	Els030
713	621	0601	Upgrade Retief/Crossways System	N/A	Cnl	200,000	15,000,000	18,000,000	Jan-2005	Jun-2006	Els010
713	621	0602	Additional Eskom Infeed	All	Cnl	10,000,000	0	0	Jan-2005	Jun-2006	Els010
713	621	0603	Reticulation Extension	All	Cnl	2,800,000	0	0	Jan-2005	Jun-2006	Els010
713	623	0601	Upgrade System Protection	All	Cnl	250,000	360,000	432,000	Aug-2005	Jan-2006	Els040
713	623	0602	Power Transformer Replacement Programme	All	Cnl	4,600,000	5,520,000	6,624,000	Sep-2005	Dec-2006	Els040
713	656	0601	Meters Purchased (Dbt)	All	Cnl	300,000	360,000	432,000	Jul-2005	Jun-2006	Els045
713	656	0602	Meters (Fees) (Cr)	All	Cnl	-400,000	-480,000	-576,000	Jul-2005	Jun-2006	Els045
713	656	0603	Switchgear & Accessories	All	Cnl	800,000	4,800,000	5,760,000	Mar-2005	Jun-2006	Els040
713	656	0604	Transformers & Accessories	All	Cnl	800,000	5,400,000	6,480,000	Mar-2005	Jun-2006	Els 040
713	656	0605	Operation Tools & Plant Requirements	All	Cnl	100,000	840,000	1,008,000	Jul-2005	Jun-2006	Els 040
713	656	0606	Revenue Protection System	All	Cnl	50,000	1,200,000	1,440,000	Jul-2005	Jun-2006	Els040
713	656	0607	Vending Management System	All	Cnl	500,000	200,000	240,000	Aug-2005	Dec-2006	Els015
745	632	0601	Municipal Market : Waterproof Flat Roofs	All	Cnl	200,000	0	100,000	Jul-2005	Aug-2006	Sge115
786	629	0601	Elimination of Wastage At Communal S/Pipe	All	Mig	980,001	0	0	Aug-2005	Feb-2006	Wss005
787	606	0602	Bishopstowe New Reticulation	All	Mig	1,000,000	3,000,000	3,000,000	Sep-2005	Jun-2006	Rts005
787	605	0601	Elimination Of Communal Standpipes	Var	Mig	1,401,669	525,000	500,000	Jul-2005	Jun-2006	Wss005
787	605	0602	Elimination of Water Tankers	Var	Mig	1,100,000	300,000	300,000	Jul-2005	Jun-2006	Wss015
787	605	0603	Basic Water Supply	All	Mig	1,314,365	515,000	300,000	Jul-2005	Jun-2006	Wss030
787	605	0604	Edn Proper New Mains & Reticulation	All	Mig	1,133,337	2,609,000	0	Aug-2005	Apr-2006	Wss010
787	605	0605	Sobantu Reticulation Improvements	All	Mig	712,000	1,288,000	0	Jul-2005	Jun-2006	Wss025
787	605	0606	Imbali Reticulation Improvements	All	Mig	1,000,000	5,772,500	1,227,500	Jul-2005	May-2006	Wss025
787	605	0607	Shenstone /Ambleton Roads & water Stage 2	All	Mig	9,795,752	0	0	Jul-2005	Jun-2006	Wss045
787	606	0601	Peace Valley 11	All	Mig	718,186	4,700,000	450,000	Apr-2005	Jun-2006	Wss005
787	616	0601	Hydrants	All	Cnl	200,000	250,000	300,000	Jul-2005	Jun-2006	Wss025
787	616	0601	Replacements Due To Bursts	All	Mig	1,061,206	2,945,000	0	Jul-2005	Jun-2006	Wss025
787	629	0601	Free Basic Water/Credit Control	All	Cnl	100,000	500,000	500,000	Jul-2005	Jun-2006	Wss035
787	656	0601	Safety Equipment	All	Cnl	50,000	50,000	50,000	Oct-2005	Oct-2006	Wss025
787	656	0602	Brush Cutter	All	Cnl	0	0	40,000	Oct-2005	Oct-2006	Wss020
788	607	0601	New Consumer Meters	All	Cnl	400,000	650,000	700,000	Jul-2005	Jun-2006	Wss025
788	607	0602	Replace Consumer Meters	All	Cnl	700,000	800,000	800,000	Jul-2005	Jun-2006	Wss005
788	607	0603	District Metering Replacement	All	Cnl	150,000	150,000	150,000	Jul-2005	Jun-2006	Wss005
788	607	0604	Telemetry	All	Cnl	100,000	250,000	250,000	Jul-2005	May-2006	Wss005
788	607	0605	Zone Metering	Var	Cnl	100,000	200,000	200,000	Jul-2005	Jun-2006	Wss005
789	606	0601	Water Tank Refurbishment - Depot	All	Cnl	100,000	0	0	Aug-2005	Sep-2006	Wss025
789	656	0601	Waterworks Equipment	All	Cnl	50,000	50,000	0	Jul-2005	Jun-2006	Wss025
789	656	0602	Allycad And Design Centre Stations	All	Cnl	50,000	0	0	Aug-2005	Aug-2006	Wss015
						<b>94,735,481</b>	<b>181,041,835</b>	<b>169,605,036</b>			

## Strategic Business Unit:CSSE

Dept	Item	Vote	Project Description	Ward	Fund	2005/2006	2006/2007	2007/2008	Start Date	End Date	IDP Code
180	630	0601	Improve Changeroom-Debi Place	31	Cnl	50,000	50,000	10,000	Jul-2005	Jun-2006	Org030
180	656	0601	Concrete Bins - 210 lit	All	Cnl	150,000	350,000	350,000	Jul-2005	Jun-2006	Wms050
181	630	0601	Improve Public Toilets	All	Cnl	200,000	200,000	200,000	Jul-2005	Jun-2006	San020
181	632	0601	Improve Publicity House	All	Cnl	150,000	50,000	20,000	Jul-2005	Jun-2006	Sge115
181	632	0602	Improve Slater St. toilets	32	Cnl	50,000	0	0	Jul-2005	Jun-2006	Sge115
182	656	0601	Bins 1.75/1100/240	All	Cnl	300,000	100,000	100,000	Jul-2005	Jun-2006	Wsm050
183	656	0601	Bins 15m3	All	Cnl	0	140,000	140,000	Jul-2005	Jun-2006	Wsm050
184	629	0601	Bins 20m3/25m3. Garden sites	All	Cnl	150,000	160,000	0	Jul-2005	Jun-2006	Wsm050
184	629	0602	Improve garden sites	All	Cnl	200,000	150,000	50,000	Jul-2005	Jun-2006	Prs045
185	629	0601	Leachate Management System	All	Cnl	200,000	250,000	250,000	Oct-2005	Apr-2006	Wms035
185	629	0602	Development Of Landfill Site	All	Cnl	1,500,000	5,000,000	2,500,000	Nov-2005	May-2006	Wms040
185	629	0603	Air Monitoring	All	Cnl	100,000	75,000	50,000	Sep-2005	Dec-2006	Env005
243	630	0601	Repair roof leaks / gutters	All	Cnl	80,000	0	0	Nov-2005	Jan-2006	Sge020
243	630	0602	Repair Wall Cracks	All	Cnl	35,000	0	0	Nov-2005	Jan-2006	Sge115

## Strategic Business Unit: CSSE

Dept	Item	Vote	Project Description	Ward	Fund	2005/2006	2006/2007	2007/2008	Start Date	End Date	IDP Code
243	630	0603	Erect Pallisade fencing	All	Cnl	100,000	0	0	Nov-2005	Jan-2006	Sge115
243	630	0604	Build and outside cooking facility	All	Cnl	85,000	0	0	Nov-2005	Jan-2006	Sge115
292	656	0601	Refurbish Fire Fighting machine	All	Cnl	100,000	0	0	Jul-2005	Jun-2006	Fir015
293	656	0603	Radio Equipment	All	Cnl	15,000	5,000	5,000	Jul-2005	Jun-2006	Fir010
293	629	0601	Safe City Projects	All	Cnl	3,000,000	0	0	Jul-2005	Jun-2006	Saf005
294	641	0601	Training Aids	All	Cnl	50,000	50,000	0	Jul-2005	Jun-2006	Fir025
296	629	0601	Communications Upgrade	All	Cnl	50,000	100,000	100,000	Jul-2005	Jun-2006	Fir010
302	656	0601	Fire Fighting / General Equipment	All	Cnl	70,000	80,000	80,000	Jul-2005	Jun-2006	Fir010
302	656	0602	Jaws of Life	All	Cnl	220,000	250,000	250,000	Jul-2005	Jun-2006	Fir015
302	656	0603	Breathing Apparatus & Accessories	All	Cnl	70,000	70,000	70,000	Jul-2005	Jun-2006	Fir015
302	656	0604	Plant & Equipment	All	Cnl	100,000	260,000	260,000	Jul-2005	Jun-2006	Fir015
302	656	0605	Distribution Board Upgrade	All	Cnl	100,000	0	0	Jul-2005	Jun-2006	Fir015
327	656	0601	Radios	All	Cnl	50,000	0	0	Jul-2005	Sep-2006	Saf010
327	656	0602	Patrol Car equipment	All	Cnl	50,000	0	0	Jul-2005	Sep-2006	Saf010
347	656	0601	Purchase Of Air Pollution Equipment	All	Cnl	200,000	0	0	Jul-2005	Jun-2006	Env005
350	630	0601	Repairs To Clinics, Roofs, Floors & Painting	All	Cnl	81,000	50,000	0	Jul-2005	Jun-2006	Hes015
350	630	0602	Fencing Of The Grange Clinic	All	Cnl	30,000	0	0	Jul-2005	Jun-2006	Hes015
350	630	0603	Instal Two Patients Toilets @ Masons Clinic	All	Cnl	30,000	0	0	Jul-2005	Jun-2006	Hes015
350	630	0604	Renovate Out Buildings @ Masons Clinic	All	Cnl	40,000	0	0	Jul-2005	Jun-2006	Hes015
350	630	0605	Re-Roofing Main Building @ Masons Clinic	All	Cnl	50,000	0	0	Jul-2005	Jun-2006	Hes015
350	630	0606	Convert Storeroom Into Toilet @ Oribi Clinic	All	Cnl	15,000	0	0	Jul-2005	Jun-2006	Hes015
350	656	0601	Replacement Of Geysers, Khan & Masons Clinics	All	Cnl	18,000	0	0	Jul-2005	Jun-2006	Hes015
352	656	0601	Autoclave Machine	All	Cnl	10,000	0	0	Jul-2005	Jun-2006	Hes015
390	630	0601	ShoSholozza Projects	All	Cnl	7,591,472	0	0	Jul-2005	Jun-2006	Sge110
390	656	0602	Brushcutters replace X30	All	Cnl	75,000	0	0	Jul-2005	Dec-2006	Prs045
390	656	0603	Replace chainsaws X5	All	Cnl	20,000	0	0	Jul-2005	Dec-2006	Prs045
392	641	0601	Cemerty roads Azalea / Mt Rise / Sinathing	All	Cnl	0	200,000	200,000	Jul-2005	Jun-2006	Prs045
392	641	0602	Development of new cemetry	All	Cnl	1,500,000	1,000,000	1,000,000	Jul-2005	Jun-2006	Prs005
394	630	0601	Replace old cremator	All	Cnl	1,000,000	0	0	Jul-2005	Jun-2006	Prs010
400	641	0601	Bisley Nature Reserve - fencing	All	Cnl	40,000	50,000	30,000	Jul-2005	Jun-2006	Prs045
402	641	0601	Public Open Space Lahore/Royston Rd upgrade	All	Cnl	0	15,000	0	Jul-2005	Jun-2006	Prs045
402	641	0602	Playground Equipment - replacement	All	Cnl	40,000	0	0	Jul-2005	Jun-2006	Prs045
402	641	0603	Fairbreeze Park upgrade combi court	All	Cnl	18,000	180,000	0	Jul-2005	Jun-2006	Prs045
402	641	0604	Lotus Park - reinstate road in braai area	All	Cnl	30,000	60,000	30,000	Jul-2005	Jun-2006	Prs045
412	641	0601	Development of 5 Garden Projects for Wards	All	Cnl	0	750,000	750,000	Jul-2005	Jun-2006	Prs045
431	630	0601	Tiling of Hall floors 14	All	Cnl	30,000	0	0	Jul-2005	Jun-2006	Prs015
431	630	0603	Flood Lights : repair & replace	All	Cnl	70,000	0	0	Jul-2005	Jun-2006	Prs015
431	630	0604	Replace goal posts	All	Cnl	30,000	0	0	Jul-2005	Jun-2006	Prs015
431	630	0605	Seating Stands-EDN facilities	All	Cnl	50,000	0	0	Jul-2005	Jun-2006	Prs015
431	630	0607	Alex Park - erect 4 basket ball courts	All	Cnl	25,000	0	0	Jul-2005	Jun-2006	Prs015
432	630	0601	Upgrade Alex Pool filtration motor pump	All	Cnl	150,000	0	0	Jul-2005	Jun-2006	Prs015
459	630	0601	Ohrtmann Road asphalt repair container/court	All	Cnl	75,000	0	0	Jul-2005	Jun-2006	Prs015
460	632	0601	Dales Park facilities	All	Cnl	30,000	0	15,000	Jul-2005	Jun-2006	Sge115
461	641	0601	Wadley facility - upgrade PSL standard	All	Cnl	50,000	100,000	0	Jul-2005	Jun-2006	Prs015
463	632	0601	Ashdown sports facility	All	Cnl	25,000	0	0	Jul-2005	Jun-2006	Sge115
464	630	0601	Repair pavilion and changerooms - Sobantu	All	Cnl	50,000	0	0	Jul-2005	Jun-2006	Sge115
466	630	0601	Refurbish Harry Gwala - 2010 bid	All	Cnl	1,205,000	0	0	Jul-2005	Jun-2006	Sge115
467	630	0601	98145.451	All	Cnl	100,000	0	0	Jul-2005	Jun-2006	Sge115
480	656	0601	Purchase of Art Work	All	Cnl	50,000	150,000	200,000	Jul-2005	Jun-2006	Sge130
513	656	0601	Upgrade Main Library Fire Detection Equipment	All	Cnl	107,901	0	0	Jul-2005	Jun-2006	Sge115
513	656	0602	Library Airconditioners	All	Cnl	2,000,000	0	0	Jul-2005	Jun-2006	Sge115
527	629	0601	Edendale Dev Infrastructure Project	All	Mig	1,112,499	0	0	Jul-2005	Jun-2006	Sge085
527	630	0601	Moses Mabhida Community	All	Mig	3,488,798	0	0	Jul-2005	Jun-2006	Sge085
527	630	0602	Taylors Halt Community Centre	All	Mig	3,534,999	0	0	Jul-2005	Jun-2006	Sge085
						30,197,669	9,895,000	6,660,000			



## Strategic Business Unit: CSP

Dept	Item	Vote	Project Description	Ward	Fund	2005/2006	2006/2007	2007/2008	Start Date	End Date	IDP Code
037	630	0601	Stores Building Maintenance	All	Cnl	25,000	50,000	50,000	Sep-2005	Apr-2006	Sge115
037	630	0602	Roof maintenance of Main Stores	All	Cnl	50,000	75,000	50,000	Sep-2005	Apr-2006	Sge115
037	656	0601	Main Stores-Security Door	All	Cnl	10,000	0	0	Sep-2005	Apr-2006	Sge115
037	656	0602	Tarring Project-Main Stores	All	Cnl	0	50,000	50,000	Oct-2005	Apr-2006	Sge115
160	658	0601	Lump Sum Motor Vehicles	All	Cnl	5,500,000	12,390,000	13,009,500	Nov-2005	Jun-2006	Sge015
161	656	0601	Mechanical Equipment-Workshops	All	Cnl	50,000	50,000	50,000	Jul-2005	Jun-2006	Sge015
161	658	0601	Electronic Security- City Fleet	All	Cnl	250,000	10,000	100,000	Sep-2005	Apr-2006	Sge015
242	629	0601	Implementation of Local Govt Prop Bill Rates	All	Cnl	1,500,000	1,000,000	1,000,000	Jul-2005	Jun-2006	Sge095
526	629	0601	Arial Mapping -GIS	All	Cnl	100,000	0	0	Aug-2005	Jul-2006	Sge005
526	656	0601	Systems Integration	All	Cnl	1,000,000		0	Jul-2005	Jun-2006	Sge035
526	656	0602	Information Mgmt Business Intelligence	All	Cnl	1,000,000	1,000,000	1,000,000	Jul-2005	Jun-2006	Sge035
545	656	0601	Computerized Equipment FPS & Dev Mgmt	All	Cnl	270,000	0	0	Sep-2005	Dec-2006	Sge035
						9,755,000	14,625,000	15,309,500			

## Strategic Business Unit: EDG

Dept	Item	Vote	Project Description	Ward	Fund	2005/2006	2006/2007	2007/2008	Start Date	End Date	IDP Code
511	629	0601	Business Retention & Expansion	All	Cnl	250,000	250,000	250,000	Jul-2005	Ongoing	Ley050
511	629	0602	SMME Development/BEE Initiatives	All	Cnl	300,000	500,000	600,000	Jul-2005	Ongoing	Ley015
511	629	0603	PoloCrosse + Hayfields	All	Cnl	7,250,000	0	0	Jul-2005	Jun-2006	Rts0053
511	634	0602	Taxi Facilities	All	Mig	1,695,000	0	0	Jul-2005	Jun-2006	Rts030
527	631	0602	Freedom Square Precinct Taxi Facilities	All	Mig	1,983,750	0	0	Jul-2005	Jun-2006	Rts030
735	601	0601	Roads Upgrade	All	Cnl	300,000	1,050,000	1,123,500	Jul-2005	Jun-2006	Rts065
735	630	0601	Building Maintenance	All	Cnl	30,000	0	0	Jul-2005	Jun-2006	Sge115
735	656	0601	New equipment for Cottages	All	Cnl	40,000	0	0	Jul-2005	Jun-2006	Prs045
735	656	0602	Water Tanker Upgrade	All	Cnl	40,000	0	0	Jul-2005	Jun-2006	Prs045
735	656	0603	Purchase 2 Gyro Mowers	All	Cnl	20,000	0	23,000	Jul-2005	Jun-2006	Prs045
735	656	0604	Replace Matabi Sprayers	All	Cnl	35,000	3,850	4,235	Jul-2005	Jun-2006	Prs045
745	656	0601	Maintenance Programme Policy	All	Cnl	80,000	0	0	Jul-2005	Jun-2006	Sge115
745	656	0602	Maintenance of Cold rooms	All	Cnl	417,000	417,000	417,000	Jul-2005	Jun-2006	Sge115
						12,440,750	2,220,850	2,417,735			

## Strategic Business Unit: SGHR

Dept	Item	Vote	Project Description	Ward	Fund	2005/2006	2006/2007	2007/2008	Start Date	End Date	IDP Code
506	656	0601	High Speed Printer	All	Cnl	500000	458000	10000	Jul-2005	Jun-2006	Cfs060
						500000	458000	10000			



# Operating Estimates Summary 2005 / 2006

EXPENDITURE						INCOME				
Actual Expenditure 2003-2004	Approved Budget 2004-2005	Budget Estimate 2005-2006	Draft Budget 2006-2007	Draft Budget 2007-2008	STRATEGIC BUSINESS UNIT	Actual Expenditure 2003-2004	Approved Budget 2004-2005	Budget Estimate 2005-2006	Draft Budget 2006-2007	Draft Budget 2007-2008
2	153,201	0	0	0	City Mayor					
-4,841	-87,737	0	1	0	Speaker					
2,053,415	-6,448,000	0	2	-1	City Manager	-50,757	-30,000	-30,000	-32,400	-34,992
91,955,356	84,780,480	188,573,695	209,107,847	230,717,523	City Finance	-421,227,853	-410,480,964	-541,421,443	-589,910,451	-634,261,583
474,600	2,216,899	339,953	336,971	338,341	Economic Development & Growth	-116,911	-477,700	-335,000	-361,800	-390,744
7,344,030	7,851,324	2,630,035	2,941,069	3,042,362	Sound Governance & Human Resources	-1,025,884	-2,251,380	-4,604,008	-4,972,329	-5,370,116
242,265,028	253,758,160	274,444,503	295,594,458	315,915,429	Community Services & Social Equity	-55,097,548	-57,658,361	-62,015,783	-66,024,837	-71,215,982
15,354,272	9,605,492	21,340,943	32,376,476	33,373,876	Corporate Strategic Planning	-3,654,972	-3,482,304	-3,639,580	-3,930,746	-4,245,206
173,071,516	188,801,155	202,829,471	226,407,928	248,075,620	Infrastructure Services & Facilities	-65,571,948	-66,245,654	-76,988,803	-79,725,353	-85,966,610
532,513,378	540,630,974	690,158,600	766,764,752	831,463,150	<b>TOTAL RATES AND GENERAL</b>	<b>-546,745,873</b>	<b>-540,626,363</b>	<b>-689,034,617</b>	<b>-744,957,916</b>	<b>-801,485,233</b>
5,121,057	5,107,157	6,704,755	7,014,600	7,450,675	Airport	-2,769,544	-2,185,024	-6,704,755	-7,034,600	-7,500,675
426,379,511	441,048,700	503,604,185	534,516,052	566,122,757	Electricity	-420,352,378	-443,758,161	-507,649,061	-546,457,569	-588,393,642
8,116,266	5,619,969	8,458,140	9,000,326	9,820,586	Forestry	-7,270,068	-5,923,280	-8,459,508	-9,136,269	-9,867,171
2,150,143	2,565,112	2,842,921	3,354,775	3,571,821	Housing	-2,228,619	-3,210,633	-3,774,366	-4,076,317	-4,402,424
10,668,376	11,222,369	12,088,243	12,429,092	12,974,350	Market	-11,247,590	-12,592,860	-13,185,241	-14,240,060	-15,379,264
173,196,643	181,588,170	202,645,621	216,532,908	244,275,660	Water	-169,737,939	-183,385,858	-202,676,858	-229,030,644	-255,816,704
625,631,996	647,151,477	736,343,865	782,847,753	844,215,849	<b>TOTAL TRADING</b>	<b>-613,606,138</b>	<b>-651,055,816</b>	<b>-742,449,789</b>	<b>-809,975,459</b>	<b>-881,359,880</b>
1,158,145,374	1,187,782,451	1,426,502,465	1,549,612,505	1,675,678,999	<b>TOTAL DEFICIT/ (SURPLUS)</b>	<b>-1,160,352,011</b>	<b>-1,191,682,179</b>	<b>-1,431,484,406</b>	<b>-1,554,933,375</b>	<b>-1,682,845,113</b>
-2,206,637	-3,899,728	-4,981,941	-5,320,870	-7,166,114						

## PM/ SEM Title: City Mayor

Vote	Description	2003-2004 Actual Expenditure	2004-2005 Approved Budget	2005-2006 Approved Budget	2006-2007 Draft Budget	2007-2008 Draft Budget
<b>Expenditure</b>						
<b>Salaries</b>						
0029	SALARIES	992,943	1,229,616	2,007,710	2,168,327	2,341,793
0109	BONUS	53,234	102,172	167,309	180,694	195,150
0149	SUPER FUND	194,210	239,588	406,989	435,478	470,316
0169	RETIRE FUND	13,903	19,617	21,691	23,209	25,066
0339	OVERTIME	430,786	0	520,000	561,600	606,528
0359	LEAVE CON	27,019	0	0	0	0
0399	MEDICAL AID	52,819	56,153	124,438	133,149	143,801
0569	HOUSING SUBSIDY	23,616	20,904	42,614	45,597	49,245
0589	LONG SERVICE	15,958	18,170	20,713	20,032	21,034
0613	OTHER ALLOWANCES	0	0	48,000	50,400	52,920
0629	SHIFT ALLOWANCE	2,049	0	48,000	51,360	55,469
0631	STANDBY	7,000	1,225	10,000	10,500	1,025
0632	NIGHT WORK ALLOWANCES	5,010	0	5,260	5,523	5,799
0700	TEMPORARY STAFF	135,016	0	0	0	0
<b>Subtotal for Salaries (14 records)</b>		<b>1,953,563</b>	<b>1,687,445</b>	<b>3,422,724</b>	<b>3,685,869</b>	<b>3,968,146</b>

<i>Vote</i>	<i>Description</i>	<i>2003-2004 Actual Expenditure</i>	<i>2004-2005 Approved Budget</i>	<i>2005-2006 Approved Budget</i>	<i>2006-2007 Draft Budget</i>	<i>2007-2008 Draft Budget</i>
<b><u>General Expenses</u></b>						
1000	ADVERTISING	1,619	3,240	203,402	266,072	279,375
1015	MAYORAL PROJECTS	0	2,600,000	3,500,000	4,000,000	2,500,000
1016	MAYORAL IMBIZO	0	0	600,000	1,575,000	1,653,750
1095	CONFERENCES	190	926	30,000	218,000	229,200
1160	ELECTION EXPENSES	0	0	50,000	105,000	110,250
1180	ENTERTAINMENT	0	60,000	65,000	68,250	71,662
1196	EXTERNAL BILLING PROCESSES	0	0	200,000	630,000	250,000
1200	EXTRAORDINARY	0	0	25,000	26,250	27,562
1235	HIRE CHARGES	0	20,000	28,000	29,400	30,869
1265	INSURANCE - GENERAL	1,219	1,269	1,459	1,678	1,930
1270	INSURANCE - UIF	10,518	10,917	16,967	18,155	19,607
1275	INSURANCE - C.O.I.D	8,752	10,155	18,620	19,923	21,517
1290	PAYROLL LEVY	5,202	4,341	7,972	8,371	8,789
1320	LOCOMOTION	0	500	20,000	52,500	55,125
1340	MEDICAL EXAMINATIONS A	0	0	475	375	375
1425	PETROL & LUBRICANTS	0	80,000	100,500	105,525	81,576
1430	PLANT & EQUIPMENT	12,106	13,500	13,650	14,332	15,049
1450	PRINTING & STATIONERY	0	3,750	35,000	7,875	8,268
1465	PUBLICATIONS	0	1,000,000	1,800,000	1,102,500	1,157,625
1538	SALGBC LEVY	318	360	527	564	609
1555	STAFF APPRECIATION	0	0	440	440	440
1570	SUBSISTENCE & TRAVEL	1,545	142,487	160,000	288,750	266,120
1575	SUNDRIES	2,796	4,603	19,833	17,674	18,558
1595	TELEPHONES - OFFICIAL	30,444	96,435	158,400	166,320	174,636
1635	UNIFORMS	10,000	6,990	25,000	25,000	25,000
<b><i>Subtotal for General Expenses (25 records)</i></b>		<b>84,709</b>	<b>4,059,473</b>	<b>7,080,245</b>	<b>8,747,954</b>	<b>7,007,892</b>
<b><u>Repairs &amp; Maintenance</u></b>						
3115	PLANT AND EQUIPMENT	0	35,000	36,750	38,587	40,516
3200	VEHICLES	0	10,000	25,500	28,087	29,491
<b><i>Subtotal for Repairs &amp; Maintenance (2 records)</i></b>		<b>0</b>	<b>45,000</b>	<b>62,250</b>	<b>66,674</b>	<b>70,007</b>
<b><u>Departmental Charges</u></b>						
5020	HEAD OFFICE - VEHICLE	0	30,500	0	0	0
5021	INFORMATION SYSTEM	2,584	2,872	51,455	51,455	51,455
5023	PC SUPPORT	1,564	1,738	17,855	35,596	35,902
5026	RENT - CITY HALL	12,241	13,867	58,895	63,417	66,850
5031	TELEPHONES-CENTRAL EXCHANGE	22,088	51,786	58,298	94,478	94,844
<b><i>Subtotal for Departmental Charges (5 records)</i></b>		<b>38,477</b>	<b>100,763</b>	<b>186,503</b>	<b>244,946</b>	<b>249,051</b>
<b><u>Charge Outs</u></b>						
9064	LESS CHARGED TO GENERA	-2,076,747	-5,739,480	-10,751,722	-12,745,443	-11,295,096
<b><i>Subtotal for Charge Outs (1 record)</i></b>		<b>-2,076,747</b>	<b>-5,739,480</b>	<b>-10,751,722</b>	<b>-12,745,443</b>	<b>-11,295,096</b>



Vote	Description	2003-2004 Actual Expenditure	2004-2005 Approved Budget	2005-2006 Approved Budget	2006-2007 Draft Budget	2007-2008 Draft Budget
<b>Subtotal for Expenditure (47 records)</b>		<b>2</b>	<b>153,201</b>	<b>0</b>	<b>0</b>	<b>0</b>
<b>Subtotal for City Mayor (47 records)</b>		<b>2</b>	<b>153,201</b>	<b>0</b>	<b>0</b>	<b>0</b>
<b>Total for City Mayor (47 records)</b>		<b>2</b>	<b>153,201</b>	<b>0</b>	<b>0</b>	<b>0</b>

### PM/ SEM Title: City Speaker

Vote	Description	2003-2004 Actual Expenditure	2004-2005 Approved Budget	2005-2006 Approved Budget	2006-2007 Draft Budget	2007-2008 Draft Budget
<b>Expenditure</b>						
<b>General Expenses</b>						
1000	ADVERTISING	55,738	60,000	75,000	78,750	82,688
1095	CONFERENCES	32,501	50,000	52,500	55,125	57,881
1105	COUNCILLORS ALLOWANCES	8,605,319	9,690,624	10,659,686	11,405,864	12,318,333
1110	COUNCILLORS PENSION FU	671,119	748,930	823,823	881,491	952,010
1115	COUNCILLORS REFRESHMEN	47,545	44,944	47,192	49,552	52,030
1160	ELECTION EXPENSES	0	40,000	100,000	105,000	110,250
1180	ENTERTAINMENT	9,386	30,000	31,500	33,075	34,729
1235	HIRE CHARGES	49,709	32,824	15,000	15,750	16,538
1265	INSURANCE - GENERAL	329,144	364,364	419,019	481,872	554,153
1275	INSURANCE - C.O.I.D	68,091	0	80,540	86,178	93,072
1290	PAYROLL LEVY	2,494	0	0	0	0
1320	LOCOMOTION	0	2,021	2,021	2,122	22,281
1340	MEDICAL EXAMINATIONS A	0	0	2,375	2,494	2,619
1425	PETROL & LUBRICANTS	61,063	62,000	62,000	65,100	68,355
1430	PLANT & EQUIPMENT	7,983	10,959	11,506	12,081	12,685
1450	PRINTING & STATIONERY	272,834	228,000	239,400	251,370	263,939
1521	PARKING - SYMONS CENTRE	1,080	0	0	0	0
1570	SUBSISTENCE & TRAVEL	122,045	266,895	266,895	280,240	294,252
1575	SUNDRIES	18,690	22,746	22,746	23,883	25,077
1595	TELEPHONES - OFFICIAL	389,815	100,000	100,000	105,000	110,250
1625	WARD COMMITTEE SUPPORT PROGRAM	5,114	0	285,000	299,250	314,213
<b>Subtotal for General Expenses (21 records)</b>		<b>10,749,670</b>	<b>11,754,307</b>	<b>13,296,203</b>	<b>14,234,197</b>	<b>15,385,355</b>

#### Repairs & Maintenance

3092	MAINTENANCE TRACKING	917	500	900	945	992
3115	PLANT AND EQUIPMENT	9,678	12,500	13,125	13,781	14,470
3200	VEHICLES	31,675	33,200	15,000	15,750	16,538
<b>Subtotal for Repairs &amp; Maintenance (3 records)</b>		<b>42,270</b>	<b>46,200</b>	<b>29,025</b>	<b>30,476</b>	<b>32,000</b>

#### Departmental Charges

5020	HEAD OFFICE - VEHICLE	116,238	108,000	600,000	1,000,000	100,000
5021	INFORMATION SYSTEM	19,802	22,008	156,555	156,555	156,555
5026	RENT - CITY HALL	248,610	281,636	1,143,064	1,230,830	1,297,450
5030	SECURITY	0	313,478	318,198	344,131	354,455





<i>Vote</i>	<i>Description</i>	<i>2003-2004 Actual Expenditure</i>	<i>2004-2005 Approved Budget</i>	<i>2005-2006 Approved Budget</i>	<i>2006-2007 Draft Budget</i>	<i>2007-2008 Draft Budget</i>
5031	TELEPHONES-CENTRAL EXCHANGE	47,858	60,203	280,815	455,086	456,853
	<b>Subtotal for Departmental Charges (5 records)</b>	<b>432,508</b>	<b>785,325</b>	<b>2,498,632</b>	<b>3,186,602</b>	<b>2,365,313</b>
<b><u>Capital Charges - Internal</u></b>						
4060	DEPRECIATION	204,282	217,041	227,892	242,698	251,252
	<b>Subtotal for Capital Charges - Internal (1 record)</b>	<b>204,282</b>	<b>217,041</b>	<b>227,892</b>	<b>242,698</b>	<b>251,252</b>
<b><u>Capital Charges - External</u></b>						
4035	LEASE CHARGES	37,448	0	96,566	101,394	106,464
4037	LEASE TRACKING	762	0	8,921	9,367	9,835
	<b>Subtotal for Capital Charges - External (2 records)</b>	<b>38,210</b>	<b>0</b>	<b>105,487</b>	<b>110,761</b>	<b>116,299</b>
<b><u>Charge Outs</u></b>						
9064	LESS CHARGED TO GENERA	-11,471,781	-12,890,610	-16,157,239	-17,804,733	-18,150,219
	<b>Subtotal for Charge Outs (1 record)</b>	<b>-11,471,781</b>	<b>-12,890,610</b>	<b>-16,157,239</b>	<b>-17,804,733</b>	<b>-18,150,219</b>
	<b>Subtotal for Expenditure (33 records)</b>	<b>-4,841</b>	<b>-87,737</b>	<b>0</b>	<b>1</b>	<b>0</b>
	<b>Subtotal for City Speaker (33 records)</b>	<b>-4,841</b>	<b>-87,737</b>	<b>0</b>	<b>1</b>	<b>0</b>
	<b>Total for Speaker (33 records)</b>	<b>-4,841</b>	<b>-87,737</b>	<b>0</b>	<b>1</b>	<b>0</b>

### PM/ SEM Title: City Manager

<i>Vote</i>	<i>Description</i>	<i>2003-2004 Actual Expenditure</i>	<i>2004-2005 Approved Budget</i>	<i>2005-2006 Approved Budget</i>	<i>2006-2007 Draft Budget</i>	<i>2007-2008 Draft Budget</i>
<b><u>Expenditure</u></b>						
<b><u>Salaries</u></b>						
0029	SALARIES	6,084,092	4,124,916	3,142,917	3,394,350	3,665,899
0109	BONUS	1,705,950	333,154	360,303	389,127	420,258
0149	SUPER FUND	1,158,827	725,907	554,993	622,235	672,014
0169	RETIRE FUND	58,782	80,032	67,562	54,817	59,202
0189	SALARIES - PROVIDENT FUND : NJMPF	35,306	17,536	14,929	5,057	5,462
0190	GEPF	11,586	12,513	13,557	14,506	15,666
0339	OVERTIME	155,367	53,541	53,541	57,825	62,451
0359	LEAVE CON	257,727	0	0	0	0
0399	MEDICAL AID	158,662	162,612	96,274	103,014	111,256
0569	HOUSING SUBSIDY	42,477	28,260	17,082	18,278	19,740
0589	LONG SERVICE	55,083	36,692	30,395	38,987	41,286
0629	SHIFT ALLOWANCE	1,443	0	0	0	0
0631	STANDBY	6,510	0	7,560	7,938	8,335
0632	NIGHT WORK ALLOWANCES	3,050	0	5,338	5,605	5,885
0639	FIXED TRANSPORT ALLOW	1,312,281	537,757	335,229	358,695	387,391

<i>Vote</i>	<i>Description</i>	<i>2003-2004 Actual Expenditure</i>	<i>2004-2005 Approved Budget</i>	<i>2005-2006 Approved Budget</i>	<i>2006-2007 Draft Budget</i>	<i>2007-2008 Draft Budget</i>
0700	TEMPORARY STAFF	425,024	205,000	65,000	0	0
<b>Subtotal for Salaries (16 records)</b>		<b>11,472,167</b>	<b>6,317,920</b>	<b>4,764,680</b>	<b>5,070,434</b>	<b>5,474,845</b>

### **General Expenses**


1000	ADVERTISING	48,677	29,960	100,000	10,981	11,530
1095	CONFERENCES	5,271	59,242	100,000	15,441	16,213
1100	CONSULTANTS FEES	385,137	380,000	380,000	406,600	439,128
1165	ELECTRICITY	144,691	146,695	154,029	161,730	169,817
1180	ENTERTAINMENT	34,920	30,000	30,000	32,100	34,668
1195	EXTERNAL SERVICES	79,194	90,000	340,000	363,800	392,904
1200	EXTRAORDINARY	153,550	162,384	176,186	188,519	203,601
1235	HIRE CHARGES	259,066	54,104	56,000	26,171	27,480
1265	INSURANCE - GENERAL	14,323	224,853	258,582	297,369	341,973
1270	INSURANCE - UIF	40,753	26,184	23,464	25,106	27,113
1275	INSURANCE - C.O.I.D	75,202	37,834	35,404	37,882	40,913
1290	PAYROLL LEVY	30,391	15,361	27,650	29,032	30,484
1295	ESTABLISHMENT LEVY	65	49	88	93	97
1305	LAUNDRY	1,899	2,350	2,468	2,591	2,721
1320	LOCOMOTION	165,829	1,234	2,448	2,590	2,752
1340	MEDICAL EXAMINATIONS A	0	0	2,450	2,573	2,702
1364	CITIES NETWORK-SUBS	0	0	185,000	197,950	213,786
1430	PLANT & EQUIPMENT	8,047	32,610	99,200	105,641	113,298
1450	PRINTING & STATIONERY	226,294	185,356	158,000	166,020	174,514
1465	PUBLICATIONS	4,184	6,292	3,302	3,487	3,694
1470	PUBLICATION - BOOKS	0	400	500	535	578
1521	PARKING - SYMONS CENTRE	5,400	0	0	0	0
1538	SALGBC LEVY	1,358	990	957	1,023	1,105
1555	STAFF APPRECIATION	0	1,560	200	214	231
1560	STORES & MATERIALS	45,343	38,048	39,950	41,948	44,045
1570	SUBSISTENCE & TRAVEL	149,251	87,945	280,000	22,492	23,649
1575	SUNDRIES	9,181	11,942	19,695	20,900	22,299
1595	TELEPHONES - OFFICIAL	499,329	100,254	62,752	65,970	69,397
1615	TRANSLATIONS	0	8,000	8,000	8,400	8,820
1635	UNIFORMS	8,677	20,600	21,630	22,712	23,848
1645	WATER	34,361	41,190	43,249	45,411	47,682
<b>Subtotal for General Expenses (31 records)</b>		<b>2,430,393</b>	<b>1,795,437</b>	<b>2,611,204</b>	<b>2,305,281</b>	<b>2,491,042</b>

### **Repairs & Maintenance**

3005	MAINTENANCE - BUILDINGS	61,035	80,000	84,000	88,200	92,610
3010	CARILLON AND CLOCK	12,032	9,500	9,975	10,474	10,998
3025	GROUNDS	2,301	0	0	0	0
3090	MAINTENANCE AGREEMENTS	70,460	83,938	109,845	115,337	121,104
3095	ORGAN AND PIANOS	5,355	3,000	3,150	3,308	3,473
3115	PLANT AND EQUIPMENT	25,277	21,160	19,593	20,573	21,602
<b>Subtotal for Repairs &amp; Maintenance (6 records)</b>		<b>176,460</b>	<b>197,598</b>	<b>226,563</b>	<b>237,892</b>	<b>249,787</b>




<i>Vote</i>	<i>Description</i>	<i>2003-2004 Actual Expenditure</i>	<i>2004-2005 Approved Budget</i>	<i>2005-2006 Approved Budget</i>	<i>2006-2007 Draft Budget</i>	<i>2007-2008 Draft Budget</i>
<b><u>Departmental Charges</u></b>						
5005	GENERAL ADMINISTRATION	17,078	13,321	0	0	0
5020	HEAD OFFICE - VEHICLE	2,517	9,490	9,965	10,476	11,020
5021	INFORMATION SYSTEM	26,049	28,950	467,475	467,475	467,475
5023	PC SUPPORT	25,040	27,830	58,064	115,758	116,753
5026	RENT - CITY HALL	204,067	231,177	1,260,854	1,357,664	1,431,150
5027	RENT - CITY ENGINEERS	25,333	24,552	0	0	0
5030	SECURITY	232,954	124,591	126,467	136,774	140,877
5031	TELEPHONES-CENTRAL EXCHANGE	74,507	97,254	736,524	1,193,606	1,198,238
<b><i>Subtotal for Departmental Charges (8 records)</i></b>		<b>607,545</b>	<b>557,165</b>	<b>2,659,349</b>	<b>3,281,753</b>	<b>3,365,513</b>
<b><u>Capital Charges - Internal</u></b>						
4060	DEPRECIATION	1,693,461	1,680,778	1,764,815	1,876,773	1,945,706
<b><i>Subtotal for Capital Charges - Internal (1 record)</i></b>		<b>1,693,461</b>	<b>1,680,778</b>	<b>1,764,815</b>	<b>1,876,773</b>	<b>1,945,706</b>
<b><u>Charge Outs</u></b>						
9046	LESS CHARGED - CITY AD	-823,560	-872,489	-3,292,850	-3,545,680	-3,737,596
9064	LESS CHARGED TO GENERA	-13,503,051	-16,124,409	-8,733,761	-9,226,451	-9,789,298
<b><i>Subtotal for Charge Outs (2 records)</i></b>		<b>-14,326,611</b>	<b>-16,996,898</b>	<b>-12,026,611</b>	<b>-12,772,131</b>	<b>-13,526,894</b>
<b><i>Subtotal for Expenditure (64 records)</i></b>		<b>2,053,415</b>	<b>-6,448,000</b>	<b>0</b>	<b>2</b>	<b>-1</b>
<b><u>Income</u></b>						
<b><u>Income</u></b>						
8238	HIRE CHARGES	-50,727	-30,000	-30,000	-32,400	-34,992
8506	SUNDRY	-30	0	0	0	0
<b><i>Subtotal for Income (2 records)</i></b>		<b>-50,757</b>	<b>-30,000</b>	<b>-30,000</b>	<b>-32,400</b>	<b>-34,992</b>
<b><i>Subtotal for Income (2 records)</i></b>		<b>-50,757</b>	<b>-30,000</b>	<b>-30,000</b>	<b>-32,400</b>	<b>-34,992</b>
<b><i>Subtotal for City Manager (66 records)</i></b>		<b>2,002,658</b>	<b>-6,478,000</b>	<b>-30,000</b>	<b>-32,398</b>	<b>-34,993</b>
<b><i>Total for City Manager (66 records)</i></b>		<b>2,002,658</b>	<b>-6,478,000</b>	<b>-30,000</b>	<b>-32,398</b>	<b>-34,993</b>



## PM/ SEM Title: SEM Finance

<i>Vote</i>	<i>Description</i>	<i>2003-2004 Actual Expenditure</i>	<i>2004-2005 Approved Budget</i>	<i>2005-2006 Approved Budget</i>	<i>2006-2007 Draft Budget</i>	<i>2007-2008 Draft Budget</i>
<b>Expenditure</b>						
<b>Salaries</b>						
0029	SALARIES	664,438	1,860,979	3,182,906	3,437,538	3,712,541
0109	BONUS	76,234	151,440	275,457	297,494	321,294
0149	SUPER FUND	230,652	362,393	655,402	701,280	757,382
0169	RETIRE FUND	2,550	0	0	0	0
0339	OVERTIME	2,332	0	10,000	10,800	11,664
0359	LEAVE CON	19,553	0	0	0	0
0399	MEDICAL AID	82,716	93,780	210,080	224,786	242,769
0569	HOUSING SUBSIDY	14,814	7,452	28,462	30,454	32,890
0589	LONG SERVICE	23,266	17,614	59,677	63,854	68,962
0639	FIXED TRANSPORT ALLOW	326,007	399,062	445,561	476,750	514,890
<i>Subtotal for Salaries (10 records)</i>		<b>1,442,562</b>	<b>2,892,720</b>	<b>4,867,545</b>	<b>5,242,956</b>	<b>5,662,392</b>
<b>General Expenses</b>						
1000	ADVERTISING	3,976	0	10,500	11,025	11,577
1025	AUDIT FEES	1,484,044	1,565,500	1,967,000	1,952,902	1,940,548
1095	CONFERENCES	18,001	28,580	28,580	30,009	31,510
1180	ENTERTAINMENT	968	1,600	4,100	4,305	4,521
1195	EXTERNAL SERVICES	742,099	677,860	677,860	677,860	732,089
1238	HIV/AIDS WORKPLACE PROGRAM	0	0	1,500	1,500	1,500
1265	INSURANCE - GENERAL	20,940	23,647	27,194	31,273	35,964
1270	INSURANCE - UIF	6,316	9,477	17,246	18,453	19,929
1275	INSURANCE - C.O.I.D	14,478	18,288	52,529	56,206	60,702
1290	PAYROLL LEVY	5,523	7,192	12,946	13,593	14,273
1320	LOCOMOTION	1,348	60,000	60,000	63,000	66,150
1430	PLANT & EQUIPMENT	32,506	15,000	15,000	15,750	16,538
1440	POSTAGE STAMPS & TEL	385	700	700	735	772
1450	PRINTING & STATIONERY	49,068	150,000	157,500	165,375	173,644
1455	STATIONERY EDP	0	2,360	2,360	2,478	2,602
1465	PUBLICATIONS	417	1,500	1,575	1,654	1,737
1521	PARKING - SYMONS CENTRE	18,000	0	0	0	0
1538	SALGBC LEVY	238	270	527	564	609
1555	STAFF APPRECIATION	28	32	32	32	32
1555	STAFF APPRECIATION	237	265	265	265	265
1570	SUBSISTENCE & TRAVEL	19,315	12,250	12,250	12,863	13,507
1575	SUNDRIES	13,599	2,646	9,908	10,404	10,925
1595	TELEPHONES - OFFICIAL	21,068	5,500	44,470	46,694	49,029
<i>Subtotal for General Expenses (23 records)</i>		<b>2,452,554</b>	<b>2,582,667</b>	<b>3,104,042</b>	<b>3,116,940</b>	<b>3,188,423</b>
<b>Repairs &amp; Maintenance</b>						
3115	PLANT AND EQUIPMENT	4,045	5,500	5,500	5,775	6,064
<i>Subtotal for Repairs &amp; Maintenance (1 record)</i>		<b>4,045</b>	<b>5,500</b>	<b>5,500</b>	<b>5,775</b>	<b>6,064</b>



<i>Vote</i>	<i>Description</i>	<i>2003-2004 Actual Expenditure</i>	<i>2004-2005 Approved Budget</i>	<i>2005-2006 Approved Budget</i>	<i>2006-2007 Draft Budget</i>	<i>2007-2008 Draft Budget</i>
<b><u>Departmental Charges</u></b>						
5021	INFORMATION SYSTEM	11,250	12,503	236,256	236,256	236,256
5023	PC SUPPORT	6,260	6,957	35,053	69,883	70,483
5029	RENT - SYMONS CENTER	134,003	234,058	184,009	195,810	205,742
5031	TELEPHONES-CENTRAL EXCHANGE	28,643	37,048	76,945	124,696	125,180
<i>Subtotal for Departmental Charges (4 records)</i>		<b>180,156</b>	<b>290,566</b>	<b>532,263</b>	<b>626,645</b>	<b>637,661</b>
<b><u>Capital Charges - Internal</u></b>						
4060	DEPRECIATION	87,039	0	0	0	0
<i>Subtotal for Capital Charges - Internal (1 record)</i>		<b>87,039</b>	<b>0</b>	<b>0</b>	<b>0</b>	<b>0</b>
<b><u>Charge Outs</u></b>						
9016	LESS CHARGED LOANS FUND	-561,730	-873,368	0	0	0
9064	LESS CHARGED TO GENERA	-3,631,956	-2,005,236	-8,509,349	-8,992,315	-9,494,539
<i>Subtotal for Charge Outs (2 records)</i>		<b>-4,193,686</b>	<b>-2,878,604</b>	<b>-8,509,349</b>	<b>-8,992,315</b>	<b>-9,494,539</b>
<i>Subtotal for Expenditure (41 records)</i>		<b>-27,330</b>	<b>2,892,849</b>	<b>1</b>	<b>1</b>	<b>1</b>
<b><u>Income</u></b>						
<b><u>Income</u></b>						
8124	CONSOLIDATED LOANS FUN	-158,250	0	0	0	0
<i>Subtotal for Income (1 record)</i>		<b>-158,250</b>	<b>0</b>	<b>0</b>	<b>0</b>	<b>0</b>
<i>Subtotal for Income (1 record)</i>		<b>-158,250</b>	<b>0</b>	<b>0</b>	<b>0</b>	<b>0</b>
<i>Subtotal for SEM Finance (42 records)</i>		<b>-185,580</b>	<b>2,892,849</b>	<b>1</b>	<b>1</b>	<b>1</b>

### PM/ SEM Title: PM Income

<i>Vote</i>	<i>Description</i>	<i>2003-2004 Actual Expenditure</i>	<i>2004-2005 Approved Budget</i>	<i>2005-2006 Approved Budget</i>	<i>2006-2007 Draft Budget</i>	<i>2007-2008 Draft Budget</i>
<b><u>Expenditure</u></b>						
<b><u>Salaries</u></b>						
0029	SALARIES	7,322,059	9,184,148	10,759,300	11,620,044	12,549,648
0109	BONUS	673,319	759,757	882,215	952,792	1,029,015
0149	SUPER FUND	1,081,029	1,405,414	1,543,053	1,651,067	1,783,153
0169	RETIRE FUND	141,696	200,593	216,766	231,940	250,495
0189	SALARIES - PROVIDENT FUND : NJMPF	144,669	131,849	181,968	194,706	210,283
0190	GEPF	114,663	91,452	134,374	143,780	155,282
0339	OVERTIME	399,935	138,572	138,572	149,658	161,630
0359	LEAVE CON	289,400	0	0	0	0
0399	MEDICAL AID	572,859	720,828	772,302	826,364	892,472
0569	HOUSING SUBSIDY	394,330	467,432	364,131	389,621	420,790

## PM/ SEM Title: PM Income

Vote	Description	2003-2004 Actual Expenditure	2004-2005 Approved Budget	2005-2006 Approved Budget	2006-2007 Draft Budget	2007-2008 Draft Budget
0589	LONG SERVICE	251,932	326,218	367,040	396,264	425,982
0629	SHIFT ALLOWANCE	5,600	0	0	0	0
0631	STANDBY	11,235	18,300	17,000	17,850	18,743
0639	FIXED TRANSPORT ALLOW	0	0	7,677	8,214	8,871
0700	TEMPORARY STAFF	1,355,398	2,579,529	2,734,364	0	0
<b>Subtotal for Salaries (15 records)</b>		<b>12,758,124</b>	<b>16,024,092</b>	<b>18,118,762</b>	<b>16,582,300</b>	<b>17,906,364</b>

**General Expenses**

1000	ADVERTISING	97,730	50,009	93,250	97,913	102,808
1095	CONFERENCES	1,452	2,000	2,100	2,205	2,315
1190	EXTERNAL SERVICES	1,504,223	1,448,478	1,808,800	1,899,240	1,994,202
1195	EXTERNAL SERVICES	33,635,520	5,291,420	22,161,000	1,981,075	2,039,561
1196	EXTERNAL BILLING PROCESSES	0	0	900,000	963,000	1,040,040
1235	HIRE CHARGES	71,712	85,171	154,204	161,914	170,008
1238	HIV/AIDS WORKPLACE PROGRAM	0	0	14,600	14,600	14,600
1255	INSTITUTIONAL SUBS.	0	0	1,500	1,575	1,654
1260	INSURANCE - EXCESS	0	6,125	6,431	6,753	7,091
1265	INSURANCE - GENERAL	66,589	66,270	76,210	87,642	100,788
1270	INSURANCE - UIF	92,066	98,617	112,805	120,702	130,359
1275	INSURANCE - C.O.I.D	74,264	85,326	99,088	106,024	114,506
1290	PAYROLL LEVY	31,362	36,356	65,440	68,713	72,148
1295	ESTABLISHMENT LEVY	202	160	288	303	318
1310	LEGAL CHARGES	119,214	120,000	126,000	132,300	138,915
1320	LOCOMOTION	0	2,580	2,500	2,625	2,756
1400	PENSIONERS - COST OF L	2,312	2,593	2,814	2,593	2,593
1405	PENSIONERS - MEDICAL A	123,630	120,658	130,914	120,658	120,658
1425	PETROL & LUBRICANTS	78,396	73,000	76,650	80,483	84,507
1430	PLANT & EQUIPMENT	39,204	27,000	39,400	41,371	43,441
1440	POSTAGE STAMPS & TEL	1,751,911	1,924,706	2,446,000	2,568,300	2,696,715
1450	PRINTING & STATIONERY	276,159	328,200	324,000	340,200	357,210
1455	STATIONERY EDP	84,562	177,500	0	0	0
1465	PUBLICATIONS	0	750	500	525	551
1521	PARKING - SYMONS CENTRE	2,160	0	0	0	0
1538	SALGBC LEVY	4,070	4,410	5,099	5,455	5,891
1555	STAFF APPRECIATION	4,826	4,635	4,795	5,036	5,287
1560	STORES & MATERIALS	12,196	12,446	13,050	13,700	14,400
1570	SUBSISTENCE & TRAVEL	5,783	5,850	33,000	33,400	33,820
1575	SUNDRIES	9,968	11,019	11,680	12,282	12,877
1595	TELEPHONES - OFFICIAL	126,032	64,000	67,860	71,255	74,810
1635	UNIFORMS	67,975	51,150	55,000	105,000	110,250
<b>Subtotal for General Expenses (32 records)</b>		<b>38,283,518</b>	<b>10,100,429</b>	<b>28,834,978</b>	<b>9,046,842</b>	<b>9,495,079</b>

**Repairs & Maintenance**

3005	MAINTENANCE - BUILDINGS	18,916	18,000	18,900	19,845	20,837
3090	MAINTENANCE AGREEMENTS	6,208	377,500	444,300	444,615	444,946
3092	MAINTENANCE TRACKING	5,922	6,200	6,500	6,825	7,166
3115	PLANT AND EQUIPMENT	13,051	15,200	17,000	17,850	18,741
3200	VEHICLES	52,873	63,063	66,200	69,510	72,986
<b>Subtotal for Repairs &amp; Maintenance (5 records)</b>		<b>96,970</b>	<b>479,963</b>	<b>552,900</b>	<b>558,645</b>	<b>564,676</b>

