

OPERATING BUDGET

2009/2010

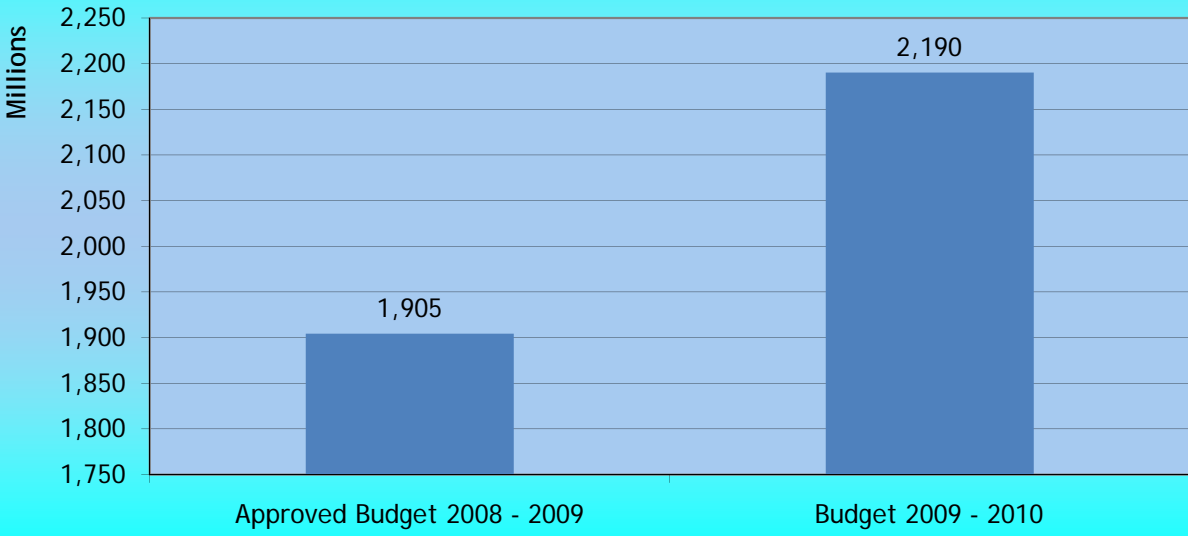


As at 24 March 2009

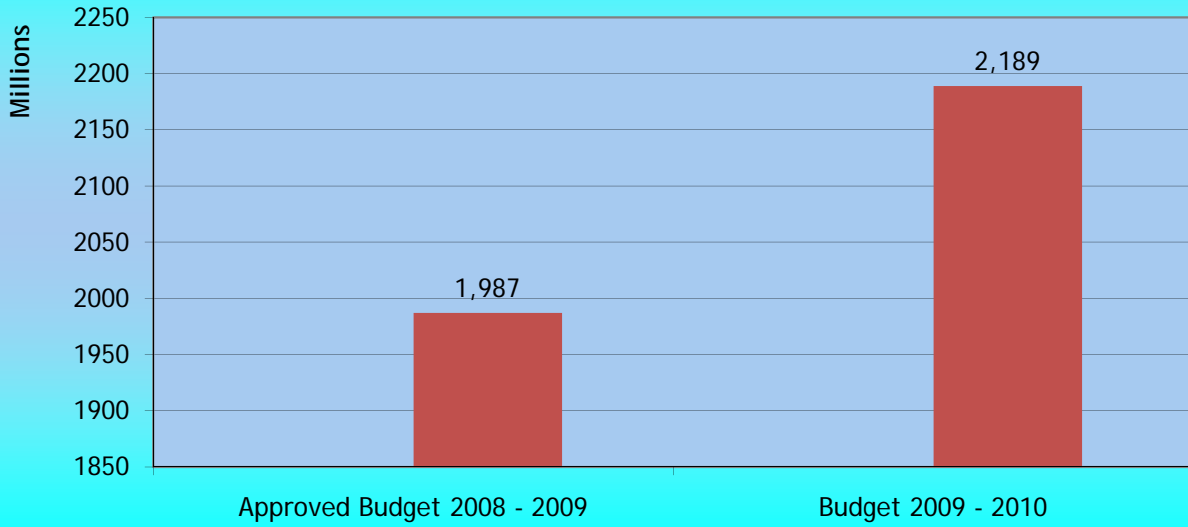
**THE MSUNDUZI MUNICIPALITY
OPERATING ESTIMATES SUMMARY
2009/2010**

EXPENDITURE						INCOME				
Actual 2007-2008	Approved Budget 2008-2009	Budget 2009-2010	Budget 2010-2011	Budget 2011-2012	STRATEGIC BUSINESS UNIT	Actual 2007-2008	Approved Budget 2008-2009	Budget 2009-2010	Budget 2010-2011	Budget 2011-2012
485,999	0	0	14,691,690	15,720,110	Mayor	-13,035	-4,900	-6,900	-7,383	-7,900
318,418	200,000	0	-8,736,530	-9,348,091	Speaker	-3,152	0	0	0	0
13,109,641	6,434,775	6,448,306	11,704,718	12,524,050	Municipal Manager	-221,518	-31,050	-37,050	-39,644	-42,418
213,275,894	199,217,053	212,474,516	212,821,565	227,719,071	Financial Services	-591,403,171	-689,217,069	-794,749,527	-902,963,982	-982,351,938
34,259,428	39,551,657	41,453,418	46,570,988	49,830,965	Development Services	-14,674,928	-9,351,605	-8,149,865	-8,720,357	-9,330,779
12,880,248	16,505,671	25,787,759	29,727,754	31,808,674	Corporate Services	-3,061,354	-3,223,233	-1,198,583	-1,282,483	-1,372,257
360,723,875	358,625,672	428,634,439	454,892,488	486,735,045	Community Services	-91,297,038	-83,870,793	-84,075,146	-89,960,403	-96,257,633
226,265,081	256,182,403	275,340,594	297,776,037	318,620,363	Infrastructure Services	-170,247,991	-89,949,960	-95,264,452	-101,932,964	-109,068,271
861,318,584	876,717,231	990,139,032	1,059,448,710	1,133,610,187	TOTAL RATES AND GENERAL	-870,922,187	-875,648,610	-983,481,523	-1,104,907,216	-1,198,431,196
6,759,268	8,133,503	11,020,058	11,791,460	12,616,864	Airport	-2,693,252	-8,493,742	-11,069,255	11,791,460	-12,673,190
562,916,519	722,220,785	898,180,131	1,002,743,994	1,084,184,776	Electricity	-663,079,206	-726,984,154	-899,378,478	1,002,743,994	-1,029,698,419
8,822,557	9,278,359	6,628,131	7,092,101	7,588,547	Forestry	-10,278,274	-9,739,728	-11,286,220	7,092,101	-12,921,593
23,659,561	8,266,057	7,854,885	8,404,734	8,993,049	Housing	-14,464,913	-3,793,798	-7,376,936	8,404,734	-8,445,853
13,252,733	14,925,100	14,241,102	15,237,981	16,304,633	Market	-14,645,733	-14,925,700	-14,632,100	15,237,981	-16,752,292
252,869,994	257,822,586	260,687,947	278,936,104	298,461,632	Water	-270,199,060	-265,035,653	-263,154,123	278,936,104	-301,285,156
868,280,632	1,020,646,390	1,198,612,254	1,324,206,374	1,428,149,501	TOTAL TRADING	-975,360,438	-1,028,972,775	-1,206,897,112	-1,291,379,911	-1,381,776,503
1,729,599,216	1,897,363,621	2,188,751,286	2,383,655,084	2,561,759,688	TOTAL DEFICIT/ (SURPLUS)	-1,846,282,625	-1,904,621,385	-2,190,378,635	-2,396,287,127	-2,580,207,699
-116,683,409	-7,257,764	-1,627,349	-12,632,043	-18,448,011						

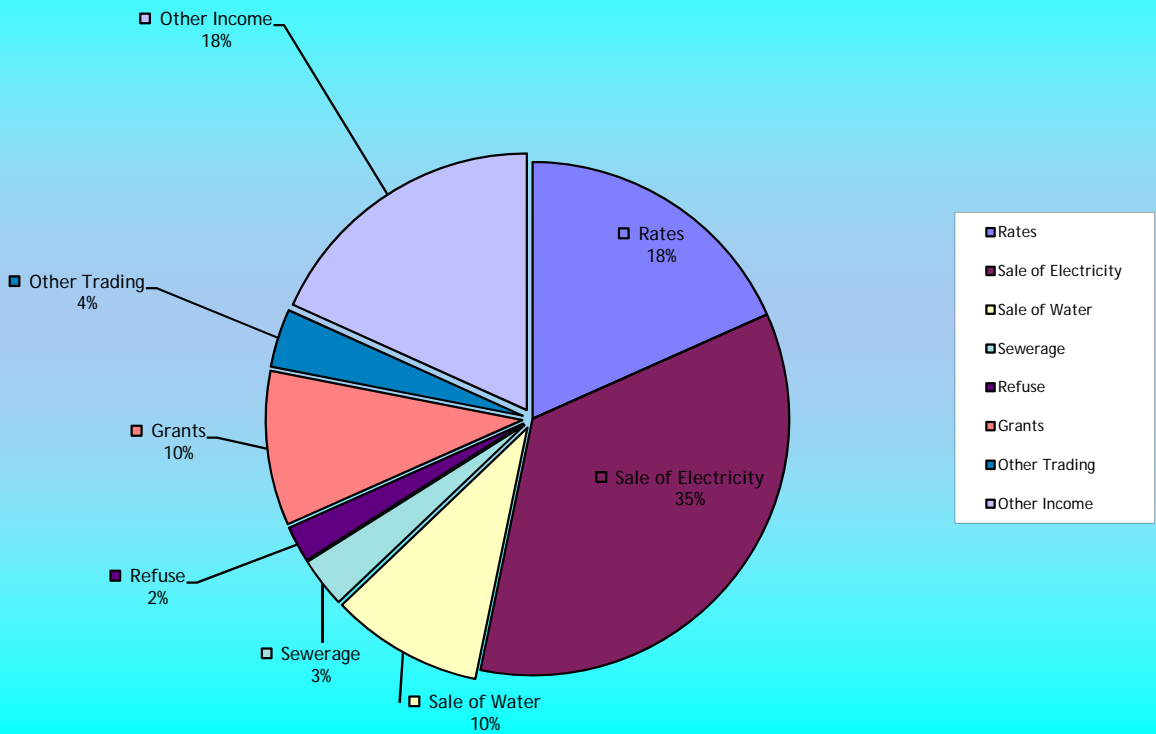
Total Revenue



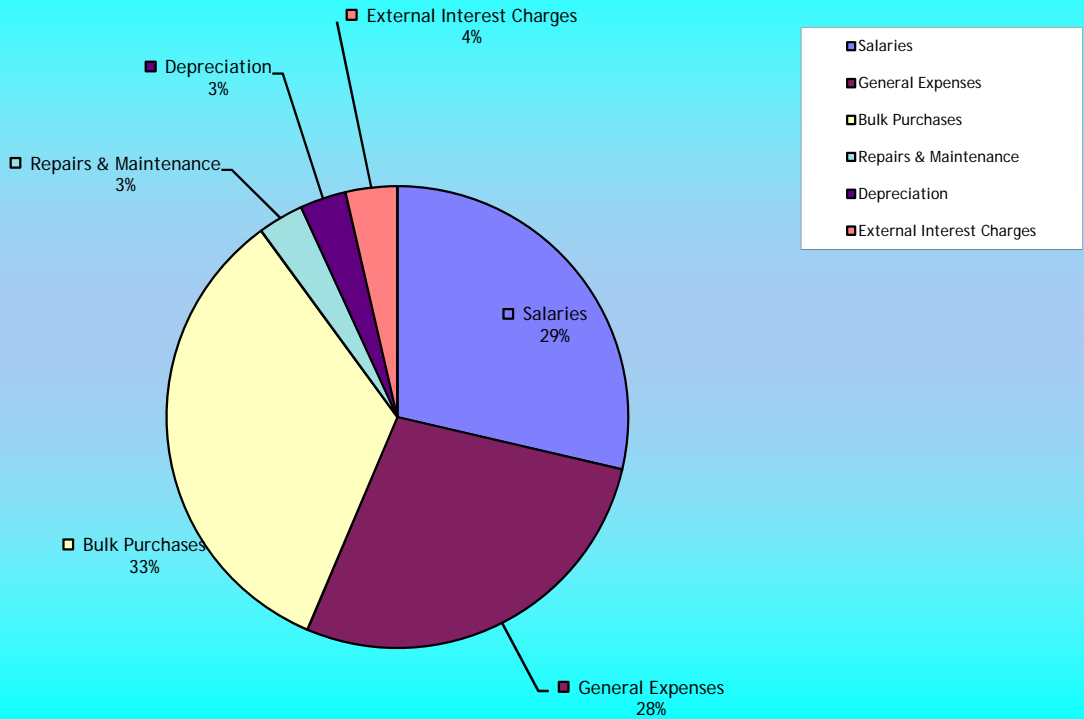
Total Expenditure



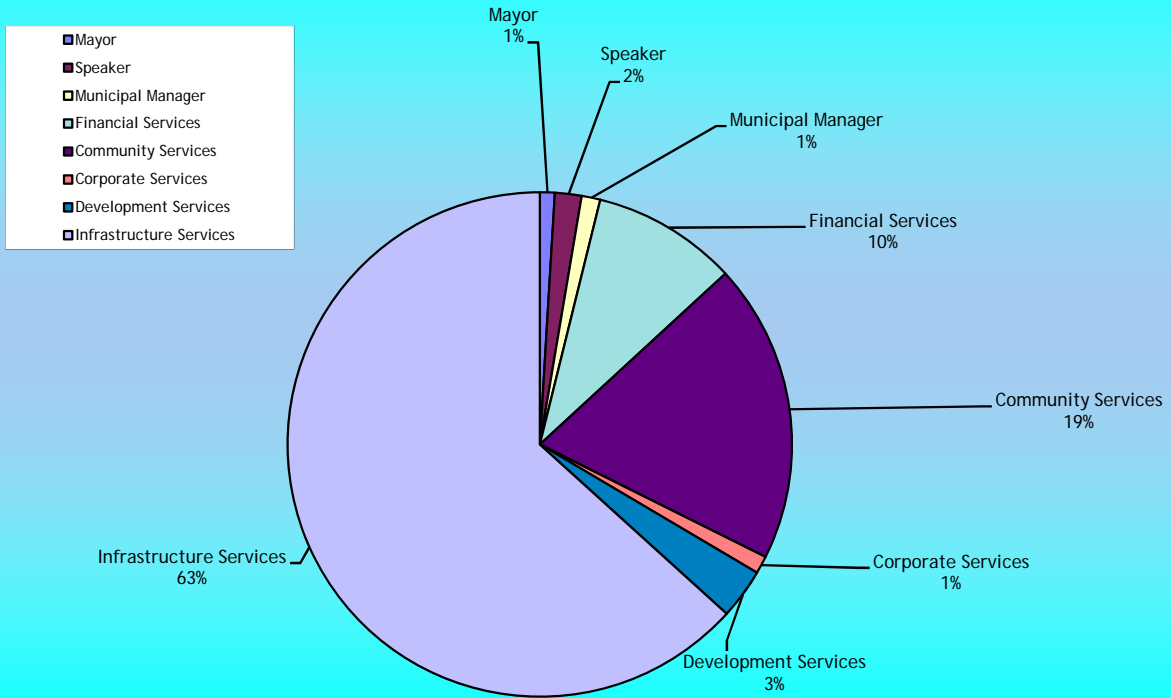
Revenue Sources 2009-2010



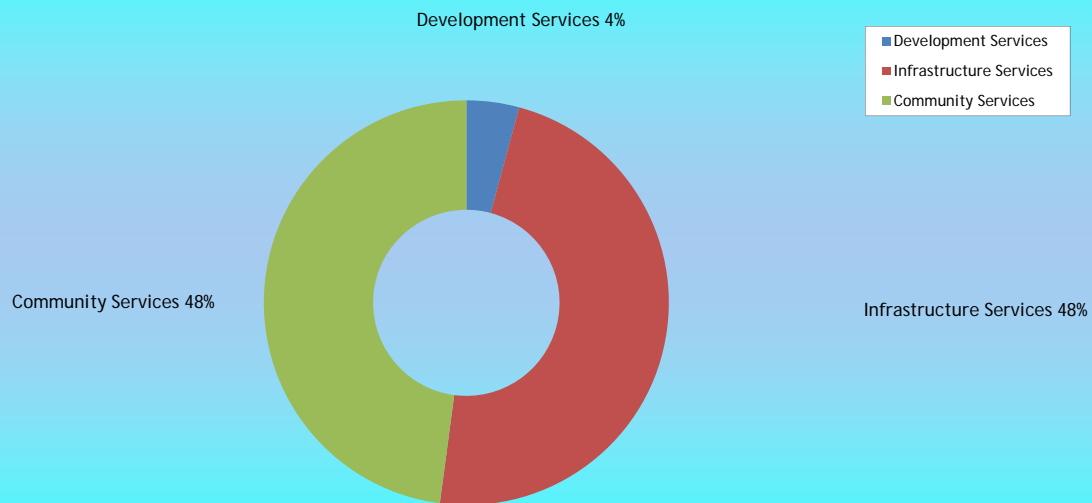
Expenditure by Major Category 2009-2010



Allocation of Expenditure 2009-2010



Aligning the Budget with Community Needs 2009-2010



Report: Expenditure By Category

<i>Code</i>	<i>Description</i>	<i>2007-2008 Act Exp</i>	<i>2008-2009 Approved Budget</i>	<i>2008-2009 Revised Budget</i>	<i>2009-2010 Budget</i>	<i>2010-2011 Budget</i>	<i>2011-2012 Budget</i>
1SAL	Salaries	506,803,346	528,858,860	539,906,762	618,663,276	661,969,717	708,307,576
2GEN	General Expenses	294,048,402	309,583,320	352,515,550	322,805,673	345,402,071	369,580,210
2INF	Income Foregone	222,161,668	237,415,690	237,415,690	237,415,690	295,726,037	327,675,580
3BUL	Bulk Purchases	515,449,656	598,699,231	628,084,547	741,170,019	793,051,919	848,565,554
3RSG	Restructuring Grant	1,835,922	0	0	0	0	0
4R&M	Repairs & Maintenance	60,231,976	65,876,897	77,540,208	69,829,507	74,717,565	79,947,803
5DEP	Departmental Charges	289,227,410	358,940,544	358,325,714	408,727,491	437,338,376	467,952,095
6CON	Contributions	0	80,253,729	80,253,729	102,508,939	109,684,565	117,362,485
6MCO	Metropolitan Contribution	369,300	369,300	369,300	369,300	395,151	422,812
6PRO	Provision For Bad Debts	10,000,000	10,000,000	10,000,000	10,000,000	10,700,000	11,449,000
7DPC	Depreciation	96,408,751	50,736,350	50,736,350	71,066,452	76,041,101	81,363,980
7INT	Interest	55,028,234	66,562,737	66,562,737	78,953,349	84,480,080	90,393,688
7LSE	Lease	3,807,458	2,578,251	2,578,251	4,240,857	4,537,720	4,855,364
9CHG	Charge Outs	-325,772,907	-412,511,288	-412,511,288	-476,999,267	-510,389,218	-546,116,459
-CON	Contribution	169,019	-80,253,729	-80,253,729	-102,508,939	-109,684,565	-117,362,485
-INC	Income	-1,680,233,915	-1,586,951,966	-1,684,712,990	-1,850,454,006	-2,032,567,774	-2,191,027,991
-INF	Income Foregone	-166,217,729	-237,415,690	-237,415,690	-237,415,690	-254,034,788	-271,817,223
Grand Total		-116,683,409	-7,257,764	-10,604,859	-1,627,349	-12,632,043	-18,448,011

The Msunduzi Municipality
Operating Estimate 2008/2009



<i>Vote</i>	<i>Description</i>	<i>2007-2008 Act Exp</i>	<i>2008-2009 Approved</i>	<i>2008-2009 Revised Budget</i>	<i>2009-2010 Budget</i>	<i>2010-2011 Budget</i>	<i>2011-2012 Budget</i>
-------------	--------------------	------------------------------	-------------------------------	-------------------------------------	-----------------------------	-----------------------------	-----------------------------

Mayor

The Msunduzi Municipality
Operating Estimate 2008/2009



<i>Vote</i>	<i>Description</i>	<i>2007-2008 Act Exp</i>	<i>2008-2009 Approved</i>	<i>2008-2009 Revised Budget</i>	<i>2009-2010 Budget</i>	<i>2010-2011 Budget</i>	<i>2011-2012 Budget</i>
<u>Income</u>							
<u>Income</u>							
8004	SUNDRY INCOME - TELEPHONES	-3,173	-4,900	-4,900	-4,900	-5,243	-5,610
8007	SPONSORSHIP - INCOME	0	0	-2,000	-2,000	-2,140	-2,290
8230	INSURANCE RECOVERIES - INTERNAL	-9,862	0	0	0	0	0
<i>Subtotal for Income</i>		-13,035	-4,900	-6,900	-6,900	-7,383	-7,900
<i>Subtotal for Income</i>		-13,035	-4,900	-6,900	-6,900	-7,383	-7,900

Expenditure

Salaries

0024	TRANSITIONAL ALLOWANCES	0	80,017	0	0	0	0
0026	ACTING ALLOWANCE	47,630	0	0	0	0	0
0029	SALARIES - BASIC	3,768,424	3,850,055	3,456,055	3,909,583	4,183,254	4,476,081
0109	BONUS	274,697	247,876	247,876	325,798	348,603	373,006
0149	SUPER FUND	412,101	421,839	331,963	0	0	0
0169	RETIRE FUND	62,617	160,044	74,943	0	0	0
0189	SALARIES - PROVIDENT FUND : NJMPF	282,101	185,470	250,770	816,099	873,226	934,352
0190	GEPF	20,177	17,725	22,589	0	0	0
0339	OVERTIME	3,121,065	3,330,000	3,330,000	3,760,287	4,023,507	4,305,152
0399	MEDICAL AID	242,297	207,815	201,188	298,839	319,758	342,141
0569	HOUSING SUBSIDY	65,529	58,712	51,047	60,945	65,211	69,776
0589	LONG SERVICE	45,693	43,039	49,091	75,645	80,940	86,606
0613	OTHER ALLOWANCES	0	48,000	0	51,389	54,986	58,835
0629	SHIFT ALLOWANCE	0	48,000	48,000	51,389	54,986	58,835
0630	OPERATORS ALLOWANCES	111,440	108,943	108,943	119,307	127,658	136,595
0631	STANDBY	23,100	58,800	58,800	62,951	67,358	72,073
0632	NIGHT WORK ALLOWANCES	0	0	0	50,500	54,035	57,817
0639	FIXED TRANSPORT ALLOW	337,784	224,232	206,208	219,560	234,929	251,374
0700	TEMPORARY STAFF	1,007,264	266,000	995,089	0	0	0
1270	INSURANCE - UIF	33,713	25,731	25,731	35,234	37,700	40,339
1275	INSURANCE - C.O.I.D	35,773	28,275	28,275	31,699	33,918	36,292
1538	SALGBC LEVY	915	684	684	1,068	1,143	1,222
<i>Subtotal for Salaries</i>		9,892,320	9,411,257	9,487,252	9,870,293	10,561,212	11,300,496

The Msunduzi Municipality
Operating Estimate 2008/2009



<i>Vote</i>	<i>Description</i>	<i>2007-2008 Act Exp</i>	<i>2008-2009 Approved</i>	<i>2008-2009 Revised Budget</i>	<i>2009-2010 Budget</i>	<i>2010-2011 Budget</i>	<i>2011-2012 Budget</i>
<u>General Expenses</u>							
1000	ADVERTISING	342,411	150,037	279,087	156,489	185,162	198,124
1015	SPECIAL PROJECTS	4,593,115	3,166,087	7,791,647	7,791,647	16,476,549	17,629,908
1016	MAYORAL IMBIZO	1,437,927	1,359,050	3,500,000	3,500,000	4,119,137	4,407,477
1095	CONFERENCES	15,731	9,411	81,561	9,815	8,373	8,959
1180	ENTERTAINMENT	86,490	68,171	68,171	71,102	60,654	64,899
1200	EXTRAORDINARY	0	655,127	256,888	683,297	582,889	623,691
1235	HIRE CHARGES	102,641	81,560	56,360	96,976	72,566	77,646
1265	INSURANCE - GENERAL	17,357	3,091	3,091	3,224	2,749	2,943
1320	LOCOMOTION	8,792	8,236	6,236	8,590	7,328	7,841
1425	PETROL & LUBRICANTS	51,767	42,876	42,876	44,720	38,148	40,818
1430	PLANT & EQUIPMENT	178,832	68,013	35,340	70,938	60,514	64,750
1450	PRINTING & STATIONERY	109,381	89,880	81,880	93,745	79,970	85,567
1465	PUBLICATIONS	3,710	947,514	365,662	988,257	827,464	885,387
1520	RENTAL/ CAR HIRE	0	0	552,200		452,959	484,666
1541	CENTRAL SECURITY	0	0	0		2,471,483	2,644,487
1570	SUBSISTENCE & TRAVEL	190,060	48,608	648,620	50,699	43,248	46,275
1575	SUNDRIES	24,317	11,944	62,591	12,458	10,626	11,370
1595	TELEPHONES - OFFICIAL	154,029	145,198	134,148	151,442	129,186	138,229
1635	UNIFORMS	25,000	0	0		0	0
1644	SPONSORSHIP - EXPENSES	0	0	2,000		0	0
Subtotal for General Expenses		7,341,560	6,854,803	13,968,358	13,733,399	25,629,005	27,423,037
<u>Repairs & Maintenance</u>							
3115	PLANT AND EQUIPMENT	13,869	27,418	27,418	29,063	31,097	33,274
3200	VEHICLES	19,176	20,171	12,171	21,381	22,878	24,479
Subtotal for Repairs & Maintenance		33,045	47,589	39,589	50,444	53,975	57,753
<u>Departmental Charges</u>							
5020	HEAD OFFICE - VEHICLE	0	10,000	10,000	160,600	171,842	183,871
5021	INFORMATION SYSTEM	18,642	244,196	244,196	250,298	267,818	286,566
5023	PC SUPPORT	6,649	41,834	41,834	42,880	45,882	49,093
5026	RENT - CITY HALL	159,096	141,146	141,146	170,156	182,066	194,812
5031	TELEPHONES-CENTRAL EXCHANGE	86,750	388,338	388,338	456,129	488,058	522,222
Subtotal for Departmental Charges		271,137	825,514	825,514	1,080,063	1,155,666	1,236,564

The Msunduzi Municipality
Operating Estimate 2008/2009



<i>Vote</i>	<i>Description</i>	<i>2007-2008 Act Exp</i>	<i>2008-2009 Approved</i>	<i>2008-2009 Revised Budget</i>	<i>2009-2010 Budget</i>	<i>2010-2011 Budget</i>	<i>2011-2012 Budget</i>
<u>Depreciation</u>							
4060	DEPRECIATION	138,086	137,158	137,158	137,158	146,759	157,032
	Subtotal for Depreciation	138,086	137,158	137,158	137,158	146,759	157,032
<u>Lease</u>							
4035	INTEREST - LONG TERM - LEASES : MOTOR VEHICLE	0	0	0	351,544	376,152	402,483
	Subtotal for Lease	0	0	0	351,544	376,152	402,483
<u>Charge Outs</u>							
9064	LESS CHARGED TO GENERA	-17,190,149	-17,276,321	-17,276,321	-25,222,901	-23,231,079	-24,857,255
	Subtotal for Charge Outs	-17,190,149	-17,276,321	-17,276,321	-25,222,901	-23,231,079	-24,857,255
	Subtotal for Expenditure	485,999	0	7,181,550	0	14,691,690	15,720,110
	Total for Mayor	472,964	-4,900	7,174,650	-6,900	14,684,307	15,712,210

<i>Vote</i>	<i>Description</i>	<i>2007-2008</i> <i>Act Exp</i>	<i>2008-2009</i> <i>Approved</i>	<i>2008-2009</i> <i>Revised Budget</i>	<i>2009-2010</i> <i>Budget</i>	<i>2010-2011</i> <i>Budget</i>	<i>2011-2012</i> <i>Budget</i>
-------------	--------------------	------------------------------------	-------------------------------------	---	-----------------------------------	-----------------------------------	-----------------------------------

Speaker

The Msunduzi Municipality
Operating Estimate 2008/2009



<i>Vote</i>	<i>Description</i>	<i>2007-2008 Act Exp</i>	<i>2008-2009 Approved</i>	<i>2008-2009 Revised Budget</i>	<i>2009-2010 Budget</i>	<i>2010-2011 Budget</i>	<i>2011-2012 Budget</i>
-------------	--------------------	------------------------------	-------------------------------	-------------------------------------	-----------------------------	-----------------------------	-----------------------------

Income

Income

8004	SUNDRY INCOME - TELEPHONES	-3,152	0	0	0	0	0
8491	GRANTS/ SUBSIDIES - OPERATING	0	0	-503,607	0	0	0
Subtotal for Income		-3,152	0	-503,607	0	0	0
Subtotal for Income		-3,152	0	-503,607	0	0	0

Expenditure

Salaries

1270	INSURANCE - UIF	0	0	10	0	0	0
1275	INSURANCE - C.O.I.D	26,496	0	0	0	0	0
Subtotal for Salaries		26,496	0	10	0	0	0

General Expenses

1000	ADVERTISING	88,382	89,071	89,071	92,901	79,250	84,797
1095	CONFERENCES	46,375	49,340	49,340	51,462	43,899	46,972
1105	COUNCILLORS ALLOWANCES	13,998,673	17,098,310	16,864,237	18,887,950	15,212,942	16,277,848
1110	COUNCILLORS PENSION FU	1,392,760	1,418,863	1,418,863	1,589,130	1,262,411	1,350,779
1115	COUNCILLORS REFRESHMEN	75,712	84,466	84,466	88,098	75,153	80,413
1160	ELECTION EXPENSES	0	0	1,249,589		0	0
1180	ENTERTAINMENT	190,146	192,547	485,232	200,827	171,316	183,308
1200	EXTRAORDINARY	0	200,000	104,785	208,600	177,946	190,403
1235	HIRE CHARGES	38,960	20,790	20,790	24,720	18,497	19,792
1265	INSURANCE - GENERAL	174,592	483,964	451,490	504,774	430,599	460,741
1425	PETROL & LUBRICANTS	13,095	27,145	27,145	28,312	24,152	25,843
1430	PLANT & EQUIPMENT	1,478,793	15,012	40,012	15,658	13,357	14,292
1450	PRINTING & STATIONERY	270,883	210,688	210,688	219,748	187,457	200,578
1521	PARKING - PROF NYEMBEZI BUILDING	1,080	0	0		0	0
1570	SUBSISTENCE & TRAVEL	178,020	155,909	155,909	162,613	138,718	148,428
1575	SUNDRIES	25,400	25,693	25,693	26,798	22,859	24,460
1595	TELEPHONES - OFFICIAL	340,790	197,409	197,409	205,898	175,642	187,936
1625	WARD COMMITTEE SUPPORT PROGRAM	2,426,784	2,400,000	2,400,000	2,503,200	2,135,360	2,284,836
1626	FUNCTION OF WARD COMM	783,561	10,137,480	10,112,480	10,573,392	9,019,657	9,651,033

The Msunduzi Municipality
Operating Estimate 2008/2009



<i>Vote</i>	<i>Description</i>	<i>2007-2008 Act Exp</i>	<i>2008-2009 Approved</i>	<i>2008-2009 Revised Budget</i>	<i>2009-2010 Budget</i>	<i>2010-2011 Budget</i>	<i>2011-2012 Budget</i>
1643	EXPENDITURE - CONDITIONAL GRANTS	0	25,520	503,607	26,617	22,706	24,296
Subtotal for General Expenses		21,524,006	32,832,207	34,490,806	35,410,698	29,211,921	31,256,755

Repairs & Maintenance

3092	MAINTENANCE TRACKING	313	0	0	0	0	0
3115	PLANT AND EQUIPMENT	3,853	18,889	18,889	20,022	21,424	22,923
3200	VEHICLES	16,273	16,961	16,961	17,979	19,238	20,584
Subtotal for Repairs & Maintenance		20,439	35,850	35,850	38,001	40,662	43,507

Departmental Charges

5020	HEAD OFFICE - VEHICLE	839,279	600,000	100,000	600,000	642,000	686,940
5021	INFORMATION SYSTEM	143,198	283,441	283,441	290,524	310,861	332,621
5026	RENT - CITY HALL	426,528	1,369,712	1,369,712	1,651,227	1,766,813	1,890,490
5030	SECURITY	334,727	0	0	0	0	0
5031	TELEPHONES-CENTRAL EXCHANGE	141,329	129,446	129,446	152,043	162,686	174,074
Subtotal for Departmental Charges		1,885,061	2,382,599	1,882,599	2,693,794	2,882,360	3,084,125

Depreciation

4060	DEPRECIATION	202,998	326,310	326,310	326,310	349,152	373,592
Subtotal for Depreciation		202,998	326,310	326,310	326,310	349,152	373,592

Interest

4025	INTEREST - LONG TERM - RMB/INCA	42,745	45,228	45,228	155,356	166,231	177,867
Subtotal for Interest		42,745	45,228	45,228	155,356	166,231	177,867

Lease

4035	INTEREST - LONG TERM - LEASES : MOTOR VEHICLE	41,212	30,358	30,358	7,330	7,843	8,392
4037	INTEREST - LONG TERM - LEASES : MOTOR VEHICLE SECURITY SYSTEM	7,569	9,850	9,850	9,850	10,540	11,277
Subtotal for Lease		48,781	40,208	40,208	17,180	18,383	19,669

Charge Outs

The Msunduzi Municipality
Operating Estimate 2008/2009



<i>Vote</i>	<i>Description</i>	<i>2007-2008 Act Exp</i>	<i>2008-2009 Approved</i>	<i>2008-2009 Revised Budget</i>	<i>2009-2010 Budget</i>	<i>2010-2011 Budget</i>	<i>2011-2012 Budget</i>
9064	LESS CHARGED TO GENERA	-23,432,108	-35,462,402	-35,462,402	-38,641,339	-41,405,239	-44,303,606
	Subtotal for Charge Outs	-23,432,108	-35,462,402	-35,462,402	-38,641,339	-41,405,239	-44,303,606
	Subtotal for Expenditure	318,418	200,000	1,358,609	0	-8,736,530	-9,348,091
	Total for Speaker	315,266	200,000	855,002	0	-8,736,530	-9,348,091

<i>Vote</i>	<i>Description</i>	<i>2007-2008</i> <i>Act Exp</i>	<i>2008-2009</i> <i>Approved</i>	<i>2008-2009</i> <i>Revised Budget</i>	<i>2009-2010</i> <i>Budget</i>	<i>2010-2011</i> <i>Budget</i>	<i>2011-2012</i> <i>Budget</i>
-------------	--------------------	------------------------------------	-------------------------------------	---	-----------------------------------	-----------------------------------	-----------------------------------

Municipal Manager

The Msunduzi Municipality
Operating Estimate 2008/2009



<i>Vote</i>	<i>Description</i>	<i>2007-2008 Act Exp</i>	<i>2008-2009 Approved</i>	<i>2008-2009 Revised Budget</i>	<i>2009-2010 Budget</i>	<i>2010-2011 Budget</i>	<i>2011-2012 Budget</i>
<u>Income</u>							
<u>Income</u>							
8004	SUNDRY INCOME - TELEPHONES	-11,357	-11,050	-11,050	-17,050	-18,244	-19,520
8230	INSURANCE RECOVERIES - INTERNAL	-15,319	0	0	0	0	0
8238	HIRE CHARGES	-37,175	-20,000	-20,000	-20,000	-21,400	-22,898
8491	GRANTS/ SUBSIDIES - OPERATING	-157,667	0	-42,333	0	0	0
Subtotal for Income		-221,518	-31,050	-73,383	-37,050	-39,644	-42,418
Subtotal for Income		-221,518	-31,050	-73,383	-37,050	-39,644	-42,418

Expenditure

Salaries

0024	TRANSITIONAL ALLOWANCES	0	281,160	0	0	0	0
0026	ACTING ALLOWANCE	289,179	0	0	0	0	0
0029	SALARIES - BASIC	5,032,112	7,008,425	6,959,022	7,079,581	7,575,152	8,105,412
0109	BONUS	511,899	485,858	485,858	589,966	631,264	675,452
0149	SUPER FUND	712,690	600,086	853,542	0	0	0
0169	RETIRE FUND	106,248	104,622	124,178	0	0	0
0189	SALARIES - PROVIDENT FUND : NJMPF	260,769	242,244	252,343	1,502,390	1,607,557	1,720,086
0190	GEPF	19,574	19,462	21,790	0	0	0
0339	OVERTIME	275,503	204,548	204,548	271,318	290,311	310,632
0359	LEAVE CON	10,339	0	0	0	0	0
0399	MEDICAL AID	339,076	370,243	369,147	461,818	494,145	528,735
0569	HOUSING SUBSIDY	45,529	45,919	46,017	57,531	61,558	65,867
0589	LONG SERVICE	87,726	84,195	94,963	156,752	167,725	179,467
0631	STANDBY	40,005	70,000	70,000	80,800	86,456	92,508
0639	FIXED TRANSPORT ALLOW	237,158	252,392	207,860	441,292	472,182	505,235
0700	TEMPORARY STAFF	94,707	127,000	314,888	0	0	0
1270	INSURANCE - UIF	40,725	43,310	43,889	49,764	53,248	56,974
1275	INSURANCE - C.O.I.D	45,814	41,237	41,237	46,231	49,466	52,930
1538	SALGBC LEVY	1,473	1,626	1,667	1,811	1,938	2,074
Subtotal for Salaries		8,150,526	9,982,327	10,090,949	10,739,254	11,491,002	12,295,372

General Expenses

The Msunduzi Municipality
Operating Estimate 2008/2009



<i>Vote</i>	<i>Description</i>	<i>2007-2008 Act Exp</i>	<i>2008-2009 Approved</i>	<i>2008-2009 Revised Budget</i>	<i>2009-2010 Budget</i>	<i>2010-2011 Budget</i>	<i>2011-2012 Budget</i>
1000	ADVERTISING	226,350	285,761	275,761	298,049	254,251	272,048
1015	SPECIAL PROJECTS	1,191,914	600,000	600,000	625,800	4,355,576	4,660,467
1031	ANNUAL REPORT	167,263	0	0		0	0
1095	CONFERENCES	103,708	37,680	37,680	39,300	33,526	35,872
1100	CONSULTANTS FEES	380,000	380,000	252,738	396,340	1,894,803	2,027,439
1165	ELECTRICITY	193,461	214,695	214,695	223,927	191,022	204,393
1180	ENTERTAINMENT	29,000	29,894	96,014	31,179	26,598	28,460
1195	EXTERNAL SERVICES	770,350	305,000	301,000	318,115	1,235,741	1,322,243
1200	EXTRAORDINARY	4,649,090	140,620	140,620	146,667	125,115	133,873
1235	HIRE CHARGES	353,317	130,086	284,184	154,675	115,743	123,845
1265	INSURANCE - GENERAL	407,144	305,808	305,808	318,958	272,089	291,135
1305	LAUNDRY	358	455	455	475	404	433
1320	LOCOMOTION	93,939	99,985	95,839	104,285	88,960	95,188
1325	LONG SERVICE	1,900	0	0		0	0
1330	MARKET PROMOTION	2,094,731	1,042,251	1,887,111	1,087,068	927,326	992,239
1364	CITIES NETWORK-SUBS	219,615	219,615	219,615	229,058	195,399	209,077
1430	PLANT & EQUIPMENT	59,812	107,426	81,907	112,045	126,068	134,892
1450	PRINTING & STATIONERY	130,428	121,427	121,427	126,649	108,037	115,599
1465	PUBLICATIONS	0	2,250	2,250	2,347	2,002	2,142
1520	RENTAL/ CAR HIRE	0	0	89,500	0	0	0
1521	PARKING - PROF NYEMBEZI BUILDING	5,400	0	0		0	0
1555	STAFF APPRECIATION	1,300	1,300	1,300	1,356	1,157	1,238
1560	STORES & MATERIALS	54,205	54,074	54,074	56,399	48,112	51,480
1570	SUBSISTENCE & TRAVEL	163,058	182,061	188,597	189,889	177,916	190,369
1575	SUNDRIES	19,715	24,137	151,137	25,175	29,133	31,172
1595	TELEPHONES - OFFICIAL	179,476	198,577	198,577	207,114	176,678	189,047
1635	UNIFORMS	16,756	29,878	29,878	31,163	26,583	28,444
1643	EXPENDITURE - CONDITIONAL GRANTS	157,667	0	42,333		0	0
1645	WATER	94,174	42,219	42,219	44,034	37,564	40,194
2554	SAFE CITY PROJECT	3,000,000	3,000,000	3,000,000	3,000,000	2,669,201	2,856,045
Subtotal for General Expenses		14,764,131	7,555,199	8,714,719	7,770,067	13,119,004	14,037,334

Repairs & Maintenance

3005	MAINTENANCE - BUILDINGS	116,587	125,150	125,150	132,659	141,945	151,881
3010	CARILLON AND CLOCK	28,665	30,000	30,000	31,800	34,026	36,408
3090	MAINTENANCE AGREEMENTS	79,766	69,771	69,771	73,957	79,134	84,673
3095	ORGAN AND PIANOS	0	3,531	3,531	3,743	4,005	4,285
3115	PLANT AND EQUIPMENT	190,061	12,226	12,226	12,959	13,865	14,837

The Msunduzi Municipality
Operating Estimate 2008/2009



<i>Vote</i>	<i>Description</i>	<i>2007-2008 Act Exp</i>	<i>2008-2009 Approved</i>	<i>2008-2009 Revised Budget</i>	<i>2009-2010 Budget</i>	<i>2010-2011 Budget</i>	<i>2011-2012 Budget</i>
	Subtotal for Repairs & Maintenance	415,079	240,678	240,678	255,118	272,975	292,084

Departmental Charges

5020	HEAD OFFICE - VEHICLE	10,448	10,451	10,451	10,451	11,183	11,965
5021	INFORMATION SYSTEM	149,130	883,504	883,504	905,581	968,971	1,036,800
5023	PC SUPPORT	114,750	201,602	201,602	206,640	221,106	236,581
5026	RENT - CITY HALL	649,207	1,440,285	1,440,285	1,736,305	1,857,846	1,987,896
5028	RENT - FIRE ADMINISTRA	41,246	132,280	132,280	90,405	96,733	103,505
5030	SECURITY	138,125	332,473	332,473	359,071	384,206	411,100
5031	TELEPHONES-CENTRAL EXCHANGE	206,823	678,029	678,029	796,390	852,137	911,787
5032	TRANSPORT - INTERNAL	0	10,000	10,000	15,000	16,050	17,174
	Subtotal for Departmental Charges	1,309,729	3,688,624	3,688,624	4,119,843	4,408,232	4,716,808

Depreciation

4060	DEPRECIATION	2,196,221	2,564,620	2,564,620	2,780,995	2,975,664	3,183,962
	Subtotal for Depreciation	2,196,221	2,564,620	2,564,620	2,780,995	2,975,664	3,183,962

Interest

4025	INTEREST - LONG TERM - RMB/INCA	194,552	205,854	205,854	707,092	756,588	809,550
4026	INTEREST - LONG TERM - DBSA	338,132	484,264	484,264	478,196	511,670	547,487
	Subtotal for Interest	532,684	690,118	690,118	1,185,288	1,268,258	1,357,037

Lease

4035	INTEREST - LONG TERM - LEASES : MOTOR VEHICLE	18,225	11,943	11,943	6,048	6,471	6,924
	Subtotal for Lease	18,225	11,943	11,943	6,048	6,471	6,924

Charge Outs

9046	LESS CHARGED - CITY AD	-2,728,909	-3,945,762	-3,945,762	-4,756,730	-5,089,701	-5,445,980
9064	LESS CHARGED TO GENERA	-11,548,045	-14,352,972	-14,352,972	-15,651,577	-16,747,187	-17,919,491
	Subtotal for Charge Outs	-14,276,954	-18,298,734	-18,298,734	-20,408,307	-21,836,888	-23,365,471

The Msunduzi Municipality
Operating Estimate 2008/2009



<i>Vote</i>	<i>Description</i>	<i>2007-2008 Act Exp</i>	<i>2008-2009 Approved</i>	<i>2008-2009 Revised Budget</i>	<i>2009-2010 Budget</i>	<i>2010-2011 Budget</i>	<i>2011-2012 Budget</i>
	<i>Subtotal for Expenditure</i>	13,109,641	6,434,775	7,702,917	6,448,306	11,704,718	12,524,050
	<i>Total for Municipal Manager</i>	12,888,123	6,403,725	7,629,534	6,411,256	11,665,074	12,481,632

<i>Vote</i>	<i>Description</i>	<i>2007-2008</i> <i>Act Exp</i>	<i>2008-2009</i> <i>Approved</i>	<i>2008-2009</i> <i>Revised Budget</i>	<i>2009-2010</i> <i>Budget</i>	<i>2010-2011</i> <i>Budget</i>	<i>2011-2012</i> <i>Budget</i>
-------------	--------------------	------------------------------------	-------------------------------------	---	-----------------------------------	-----------------------------------	-----------------------------------

Financial Services

The Msunduzi Municipality
Operating Estimate 2008/2009



<i>Vote</i>	<i>Description</i>	<i>2007-2008 Act Exp</i>	<i>2008-2009 Approved</i>	<i>2008-2009 Revised Budget</i>	<i>2009-2010 Budget</i>	<i>2010-2011 Budget</i>	<i>2011-2012 Budget</i>
Income							
<u>Contribution</u>							
8172	ELECTRICITY - CONTRIBUTIONS	0	-75,413,185	-75,413,185	-97,095,698	-103,892,397	-111,164,865
8307	MARKET - CONTRIBUTION	0	0	0	-572,697	-612,786	-655,681
Subtotal for Contribution		0	-75,413,185	-75,413,185	-97,668,395	-104,505,183	-111,820,546

<u>Income</u>							
8004	SUNDRY INCOME - TELEPHONES	-30,750	-23,714	-23,714	-34,440	-36,853	-39,429
8006	MISCELLANEOUS INCOME	-5,500	0	0	-6,000	-6,420	-6,869
8007	SPONSORSHIP - INCOME	-2,632	-3,000	-3,000	-3,000	-3,210	-3,435
8008	PROFIT ON SALE SHARES	-4,943	0	0	0	0	0
8011	LAND SALES PROCEEDS	0	-10,430,018	-10,430,018	-10,430,018	-22,050,856	-28,526,176
8012	GAINS ON DISPOSALS - LAND	-7,239,228	0	0	0	0	0
8025	ARREAR RATES AND PENAL	-23,565,464	-18,941,823	-18,941,823	-23,006,200	-24,616,634	-26,339,798
8027	SUNDRY DEBTORS - INTEREST ACCRUED	-664,168	-550,000	-550,000	-817,912	-875,166	-936,427
8058	BUS TERMINUS	-64,159	-67,054	-67,054	-71,212	-76,197	-81,531
8070	CAR LOANS - STAFF	-1,557	-5,082	-5,082	0	0	0
8115	CONCRETE CASTING YARD	0	-3,000	-3,000	-3,000	-3,210	-3,435
8142	DISCOUNT RECEIVED - CR	-618,884	-500,000	-500,000	-500,000	-535,000	-572,450
8160	DOULL ROAD	-20,332	-17,463	-17,463	-24,601	-26,323	-28,166
8187	F C M I BARRACKS	-170	-170	-170	-170	-182	-195
8208	GENERAL RATE	-345,067,836	-371,363,065	-374,363,065	-400,000,000	-428,000,000	-457,960,000
8230	INSURANCE RECOVERIES - INTERNAL	-14,622	0	-5,850	0	0	0
8268	HOUSING SCHEMES LAND	0	-24,834	-24,834	-24,834	-26,572	-28,432
8292	LAND	-3,088	-10,000	-10,000	-3,460	-3,702	-3,961
8336	EQUITABLE SHARE	-79,132,479	-99,256,435	-99,256,435	-147,701,207	-199,731,541	-224,961,469
8358	NURSERY SCHOOLS	-914	-6,970	-6,970	-1,571	-1,681	-1,799
8427	PUBLICITY HOUSE	0	-128,210	-128,210	-128,210	-137,185	-146,788
8436	RATES CERTIFICATES	-500,862	-500,000	-500,000	-250,000	-267,500	-286,225
8454	ROYAL AGRICULTURAL SOC	-3,592	-24,561	-24,561	-4,592	-4,913	-5,257
8466	SEARCH	-19,807	-12,913	-12,913	-25,962	-27,779	-29,724
8484	SPORTING BODIES	-9,193	-84,979	-84,979	-10,193	-10,907	-11,670
8491	GRANTS/ SUBSIDIES - OPERATING	-761,494	-500,000	-1,368,130	-750,000	-802,500	-858,675
8506	SUNDRY	-2,968,820	-350,002	-350,002	-350,002	-374,502	-400,717
8541	TEMPORARY INVESTMENTS	-29,172,148	-10,019,004	-10,019,004	-11,965,930	-12,803,545	-13,699,793
8580	UNIVERSITY OF NATAL	-10,392	-24,361	-24,361	-11,392	-12,189	-13,043

The Msunduzi Municipality
Operating Estimate 2008/2009



<i>Vote</i>	<i>Description</i>	<i>2007-2008 Act Exp</i>	<i>2008-2009 Approved</i>	<i>2008-2009 Revised Budget</i>	<i>2009-2010 Budget</i>	<i>2010-2011 Budget</i>	<i>2011-2012 Budget</i>
	Subtotal for Income	-489,883,034	-512,846,658	-516,720,638	-596,123,906	-690,434,567	-754,945,464

Income Foregone

8650	INCOME FOREGONE - RATES	-101,520,137	-100,957,226	-100,957,226	-100,957,226	-108,024,232	-115,585,928
	Subtotal for Income Foregone	-101,520,137	-100,957,226	-100,957,226	-100,957,226	-108,024,232	-115,585,928

	Subtotal for Income	-591,403,171	-689,217,069	-693,091,049	-794,749,527	-902,963,982	-982,351,938
--	----------------------------	---------------------	---------------------	---------------------	---------------------	---------------------	---------------------

Expenditure

Salaries

0024	TRANSITIONAL ALLOWANCES	3,350	1,486,727	21,401	0	0	0
0026	ACTING ALLOWANCE	326,791	0	28,869	0	0	0
0029	SALARIES - BASIC	25,375,136	27,426,137	27,617,590	30,348,284	32,472,663	34,745,749
0109	BONUS	2,194,302	2,243,722	1,523,026	2,530,097	2,707,204	2,896,708
0129	PROVIDENT	6,006	6,347	6,505	0	0	0
0149	SUPER FUND	4,170,166	4,461,593	4,700,390	0	0	0
0169	RETIRE FUND	299,399	427,773	225,489	0	0	0
0189	SALARIES - PROVIDENT FUND : NJMPF	893,055	814,906	986,997	6,604,736	7,067,067	7,561,762
0190	GEPF	184,631	222,113	191,727	0	0	0
0339	OVERTIME	130,425	226,546	217,558	140,477	150,310	160,832
0340	OVERTIME - EMERGENCIES	0	0	10,000,000	0	0	0
0359	LEAVE CON	9,998,505	0	0	0	0	0
0399	MEDICAL AID	1,796,549	2,765,532	2,017,702	2,445,633	2,616,828	2,800,007
0569	HOUSING SUBSIDY	513,934	484,992	546,869	671,285	718,275	768,553
0589	LONG SERVICE	838,070	876,061	809,846	1,012,258	1,083,116	1,158,935
0631	STANDBY	50,540	68,700	43,356	71,761	76,784	82,159
0639	SALARIES - TRANSPORT BACKPAY	0	0	142,081	0	0	0
0639	FIXED TRANSPORT ALLOW	1,217,617	1,061,816	1,435,562	2,346,184	2,510,416	2,686,147
0700	TEMPORARY STAFF	1,726,488	2,323,249	2,393,902	0	0	0
1270	INSURANCE - UIF	231,272	252,444	260,439	261,953	280,290	299,909
1275	INSURANCE - C.O.I.D	240,393	287,708	287,708	322,551	345,129	369,288
1538	SALGBC LEVY	8,636	10,309	10,806	10,202	10,917	11,681
	Subtotal for Salaries	50,205,265	45,446,675	53,467,823	46,765,421	50,038,999	53,541,730

General Expenses

The Msunduzi Municipality
Operating Estimate 2008/2009



<i>Vote</i>	<i>Description</i>	<i>2007-2008 Act Exp</i>	<i>2008-2009 Approved</i>	<i>2008-2009 Revised Budget</i>	<i>2009-2010 Budget</i>	<i>2010-2011 Budget</i>	<i>2011-2012 Budget</i>
1000	ADVERTISING	283,931	179,258	181,225	186,966	202,636	216,819
1002	ADVERTISING - WEB PAGE	0	100,000	50,000	104,300	164,765	176,299
1025	AUDIT FEES	1,432,227	1,421,795	1,421,795	3,569,877	3,819,768	4,087,152
1045	BANK CHARGES	1,809,389	1,602,929	1,602,929	2,297,135	2,457,934	2,629,990
1048	BUDGET - NEW VOTE POOL	0	19,641,303	3,630,440	0	0	0
1050	BURSARIES	1,921	1,922	1,922	2,005	1,710	1,830
1095	CONFERENCES	36,053	56,016	104,626	58,425	185,426	198,406
1100	CONSULTANTS FEES	24,641	54,363	2,128,495	56,701	872,195	933,249
1117	DOG POUND	774,434	812,628	812,628	847,571	669,465	716,327
1146	DISCOUNT DISALLOWED - CREDITORS	6,511	0	0		0	0
1165	ELECTRICITY	43,841	41,202	41,202	42,974	36,658	39,224
1180	ENTERTAINMENT	304,371	238,909	242,409	249,182	217,275	232,485
1190	EXTERNAL SERVICES	3,332,742	1,798,905	1,798,905	1,876,258	3,076,292	3,291,632
1195	EXTERNAL SERVICES	31,315,691	33,200,610	38,103,332	45,896,979	41,792,144	44,717,593
1196	EXTERNAL BILLING PROCESSES	724,799	750,000	750,000	782,250	830,913	889,077
1200	EXTRAORDINARY	1,274,184	1,668,604	1,242,463	3,425,605	1,501,982	1,607,120
1225	GOVT LEVY: TRAINING FU	0	620,490	310,244	647,171	552,071	590,716
1235	HIRE CHARGES	261,431	272,637	257,637	329,170	280,909	300,574
1265	INSURANCE - GENERAL	469,765	302,912	302,912	315,940	269,513	288,376
1303	IMPAIRMENT OF STOCK	143,365	0	0		0	0
1310	LEGAL CHARGES	0	5,000	5,000	5,215	4,449	4,760
1320	LOCOMOTION	627	17,749	9,749	18,513	15,790	16,895
1325	LONG SERVICE	6,650	5,443	5,443	5,677	4,841	5,181
1371	VULINDLELA OPERATING COSTS	0	2,000,000	1,000,000	2,086,000	1,779,468	1,904,031
1400	PENSIONERS - COST OF L	564,544	606,330	606,330	679,089	539,471	577,234
1405	PENSIONERS - MEDICAL A	6,560,297	5,686,505	5,686,505	6,368,886	5,059,474	5,413,638
1410	PENSIONERS - PENSIONS	56,086	52,320	52,320	58,599	46,549	49,809
1425	PETROL & LUBRICANTS	42	11,558	11,558	12,055	130,019	139,121
1430	PLANT & EQUIPMENT	157,190	73,744	167,711	76,915	302,626	323,812
1440	POSTAGE STAMPS & TEL	2,009,083	2,062,386	2,062,386	2,151,068	1,871,546	2,002,553
1450	PRINTING & STATIONERY	501,367	491,856	491,156	513,007	621,809	665,336
1455	STATIONERY EDP	21,802	22,708	22,708	23,684	20,205	21,619
1465	PUBLICATIONS	8,387	31,499	31,499	32,853	85,777	91,780
1480	RATES	42,380	24,987	24,987	26,061	112,439	120,310
1520	RENTAL/ CAR HIRE	3,717	0	1,713		16,477	17,630
1521	PARKING - PROF NYEMBEZI BUILDING	24,480	0	0		0	0
1536	SHORT CODE RECEIPTING - R/OFF OF CENTS	11	0	0		0	0
1555	STAFF APPRECIATION	3,433	3,534	3,534	3,685	3,143	3,362
1560	STORES & MATERIALS	6,236	13,280	13,280	13,851	24,984	26,733

The Msunduzi Municipality
Operating Estimate 2008/2009



<i>Vote</i>	<i>Description</i>	<i>2007-2008 Act Exp</i>	<i>2008-2009 Approved</i>	<i>2008-2009 Revised Budget</i>	<i>2009-2010 Budget</i>	<i>2010-2011 Budget</i>	<i>2011-2012 Budget</i>
1570	SUBSISTENCE & TRAVEL	32,001	79,215	93,902	82,622	175,111	187,367
1575	SUNDRIES	60,231	45,382	48,282	47,332	50,249	53,766
1595	TELEPHONES - OFFICIAL	114,070	108,018	116,738	112,662	98,355	105,239
1635	UNIFORMS	17,446	26,642	27,142	27,787	31,910	34,143
1643	EXPENDITURE - CONDITIONAL GRANTS	715,995	500,000	1,368,130	521,500	617,870	661,121
1644	SPONSORSHIP - EXPENSES	0	1,500	1,500	1,564	1,334	1,428
1645	WATER	25,228	39,076	31,076	40,756	34,768	37,201
2017	LUMP-SUM PROVISION	572,592	1,072,592	1,274,951	1,072,592	954,321	1,021,124
2018	ENVIRONMENTAL	196,000	196,000	115,000	196,000	174,388	186,595
2083	YOUTH FOR CHRIST (RENT	9,895	12,408	12,408	12,408	11,040	11,813
2260	UNIVERSITY OF NATAL (T	0	8,877	8,877	8,877	7,898	8,451
2265	UNIVERSITY HOSTEL (TIL	15,433	15,442	15,442	15,442	13,739	14,701
2405	LUMP SUM PROVISION	188,490	691,540	282,714	691,540	615,286	658,356
2420	MARITZBURG LAWN TENNIS	8,885	9,142	9,142	9,142	8,134	8,704
2435	MARITZBURG GOLF CLUB -	3,925	4,038	4,038	4,038	3,593	3,845
2485	CONCESSION PERMITS	46,823	47,237	47,237	47,237	42,029	44,971
2530	COUNCIL HOUSE - LOAN C	25,363	33,940	33,940	33,940	30,198	32,311
2555	KEEP PMB CLEAN	223,288	223,288	223,288	223,288	198,667	212,574
2559	LUMPSUM ARTS & CULTURE	602,527	602,627	1,335,908	602,627	536,177	573,709
2560	LUMP SUM PROVISION GEN.	432,308	437,241	671,427	437,241	389,027	416,259
2570	MAYORS GRANTS	9,700	11,182	17,182	11,182	9,212	9,856
2587	YOUTH ACTIVITIES	20,000	101,322	101,322	101,322	83,472	89,315
2640	PMB PUBLICITY ASSOCIAT	99,364	133,806	133,806	133,806	119,051	127,385
2650	PMB RESIDENTS ASSOC. -	0	10,145	10,145	10,145	9,027	9,658
Subtotal for General Expenses		55,625,192	78,284,042	69,162,640	77,208,717	71,785,579	76,810,565

Income Foregone

1008	CONCESSIONS - PRIMARY REBATE	71,738,214	70,367,886	70,367,886	70,367,886	75,293,638	80,564,193
1009	CONCESSIONS - GOVERNMENT PROPERTIES REBATE	10,210,281	10,311,464	10,311,464	10,311,464	11,033,266	11,805,595
1010	CONCESSIONS - GROUP AREAS REBATE	1,931,072	1,821,129	1,821,129	1,821,129	1,948,608	2,085,011
1011	CONCESSIONS - NEW AREAS REBATE	3,257,620	3,041,448	3,041,448	3,041,448	3,254,349	3,482,154
1012	CONCESSIONS - BASIC VALUE REBATE	13,499,269	13,759,287	13,759,287	13,759,287	14,722,437	15,753,008
1021	CONCESSIONS - PENSIONER	288,581	193,133	193,133	193,133	206,652	221,118
1022	CONCESSIONS - APPLIED INDIGENT ABOVE 30,000	121,592	81,132	81,132	81,132	86,811	92,888
1023	CONCESSIONS - OTHER (DSF, LISTED, AGRICULTURAL)	494,037	431,462	431,462	431,462	461,664	493,981
1024	CONCESSIONS - BUSINESS INCENTIVES	0	950,285	950,285	950,285	1,016,805	1,087,981

The Msunduzi Municipality
Operating Estimate 2008/2009



<i>Vote</i>	<i>Description</i>	<i>2007-2008 Act Exp</i>	<i>2008-2009 Approved</i>	<i>2008-2009 Revised Budget</i>	<i>2009-2010 Budget</i>	<i>2010-2011 Budget</i>	<i>2011-2012 Budget</i>
Subtotal for Income Foregone		101,540,666	100,957,226	100,957,226	100,957,226	108,024,230	115,585,929

Restructuring Grant

3901	CHANGE MANAGEMENT & TRAINING	45,500	0	0	0	0	0
Subtotal for Restructuring Grant		45,500	0	0	0	0	0

Repairs & Maintenance

3005	MAINTENANCE - BUILDINGS	29,902	37,519	97,519	39,770	42,554	45,533
3035	CLEANING	0	0	40,000	0	0	0
3090	MAINTENANCE AGREEMENTS	651,912	741,567	819,567	786,061	841,085	899,961
3092	MAINTENANCE TRACKING	515	0	0	0	0	0
3115	PLANT AND EQUIPMENT	22,405	26,063	28,163	27,628	29,563	31,631
3200	VEHICLES	74,016	76,866	66,866	81,478	87,181	93,285
Subtotal for Repairs & Maintenance		778,750	882,015	1,052,115	934,937	1,000,383	1,070,410

Departmental Charges

5000	ACCOUNTS SECTION (TREA	3,559,630	3,508,814	3,508,814	4,800,842	5,136,901	5,496,484
5005	GENERAL ADMINISTRATION	59,791,722	75,675,133	75,437,101	85,414,700	91,393,729	97,791,290
5017	DEPOT COSTS	17,065	88,200	88,200	94,109	100,697	107,745
5020	HEAD OFFICE - VEHICLE	107,563	92,968	92,968	113,433	121,374	129,869
5021	INFORMATION SYSTEM	600,756	3,119,602	3,119,602	3,197,555	3,421,386	3,660,885
5023	PC SUPPORT	469,510	1,040,892	1,040,892	1,066,899	1,141,586	1,221,494
5025	RENT - INTERNAL	87,720	87,720	87,720	0	0	0
5027	RENT - CITY ENGINEERS	645,244	1,556,857	1,556,857	1,771,456	1,895,456	2,028,142
5029	RENT - PROF NYEMBEZI BUILDING	436,577	592,088	592,088	591,703	633,122	677,439
5030	SECURITY	373,039	221,649	221,649	304,000	325,280	348,050
5031	TELEPHONES-CENTRAL EXCHANGE	586,572	1,251,524	1,251,524	1,469,985	1,572,880	1,682,980
Subtotal for Departmental Charges		66,675,398	87,235,447	86,997,415	98,824,682	105,742,411	113,144,378

Contributions

6011	CONTRIBUTION TO AIRPORT	0	4,840,544	4,840,544	4,840,544	5,179,382	5,541,939
Subtotal for Contributions		0	4,840,544	4,840,544	4,840,544	5,179,382	5,541,939

Provision For Bad Debts

The Msunduzi Municipality
Operating Estimate 2008/2009



<i>Vote</i>	<i>Description</i>	<i>2007-2008 Act Exp</i>	<i>2008-2009 Approved</i>	<i>2008-2009 Revised Budget</i>	<i>2009-2010 Budget</i>	<i>2010-2011 Budget</i>	<i>2011-2012 Budget</i>
6000	CONTRIBUTION TO BAD DEBTS	1,500,000	1,500,000	1,500,000	1,500,000	1,605,000	1,717,350
	Subtotal for Provision For Bad Debts	1,500,000	1,500,000	1,500,000	1,500,000	1,605,000	1,717,350
<u>Depreciation</u>							
4060	DEPRECIATION	6,196,744	6,673,946	6,673,946	5,394,992	5,772,642	6,176,726
8308	OFFSET DEPRECIATION	0	-47,768,555	-47,768,555	-25,586,754	-27,377,827	-29,294,275
	Subtotal for Depreciation	6,196,744	-41,094,609	-41,094,609	-20,191,762	-21,605,185	-23,117,549
<u>Interest</u>							
4025	INTEREST - LONG TERM - RMB/INCA	268,331	415,148	415,148	1,426,001	1,525,820	1,632,628
4026	INTEREST - LONG TERM - DBSA	1,231,570	1,347,550	1,347,550	1,330,665	1,423,812	1,523,478
4030	INTEREST -SHORT TERM - BORROWINGS	9,070,244	6,158,074	6,158,074	6,158,074	6,589,139	7,050,379
	Subtotal for Interest	10,570,145	7,920,772	7,920,772	8,914,740	9,538,771	10,206,485
<u>Lease</u>							
4035	INTEREST - LONG TERM - LEASES : MOTOR VEHICLE	883,726	0	0	0	0	0
4037	INTEREST - LONG TERM - LEASES : MOTOR VEHICLE SECURITY SYSTEM	9,223	11,492	11,492	11,492	12,297	13,158
	Subtotal for Lease	892,949	11,492	11,492	11,492	12,297	13,158
<u>Charge Outs</u>							
9018	LESS CHARGED TO A.I.S.	-12,260	-15,279	-15,279	-20,905	-22,368	-23,934
9022	LESS CHARGED TO FOD IN	-403,155	0	0	0	0	0
9058	LESS CHARGED - WATER	-18,272,223	-18,023,999	-18,023,999	-24,660,859	-26,387,119	-28,234,217
9060	LESS CHARGED - ELECTRI	-16,404,541	-16,181,759	-16,181,759	-22,140,264	-23,690,082	-25,348,388
9062	LESS CHARGED - SEW. &	-2,631,919	-2,597,880	-2,597,880	-3,554,481	-3,803,295	-4,069,525
9064	LESS CHARGED TO GENERA	-43,030,617	-49,947,634	-49,947,634	-56,914,972	-64,597,438	-69,119,260
	Subtotal for Charge Outs	-80,754,715	-86,766,551	-86,766,551	-107,291,481	-118,500,302	-126,795,324
	Subtotal for Expenditure	213,275,894	199,217,053	198,048,867	212,474,516	212,821,565	227,719,071

The Msunduzi Municipality
Operating Estimate 2008/2009



<i>Vote</i>	<i>Description</i>	<i>2007-2008 Act Exp</i>	<i>2008-2009 Approved</i>	<i>2008-2009 Revised Budget</i>	<i>2009-2010 Budget</i>	<i>2010-2011 Budget</i>	<i>2011-2012 Budget</i>
<hr/>							
<i>Total for Financial Services</i>		178,127,277	190,000,016	195,042,182	182,275,011	190,142,417	154,632,867

<i>Vote</i>	<i>Description</i>	<i>2007-2008</i> <i>Act Exp</i>	<i>2008-2009</i> <i>Approved</i>	<i>2008-2009</i> <i>Revised Budget</i>	<i>2009-2010</i> <i>Budget</i>	<i>2010-2011</i> <i>Budget</i>	<i>2011-2012</i> <i>Budget</i>
-------------	--------------------	------------------------------------	-------------------------------------	---	-----------------------------------	-----------------------------------	-----------------------------------

Development Services

The Msunduzi Municipality
Operating Estimate 2008/2009



<i>Vote</i>	<i>Description</i>	<i>2007-2008 Act Exp</i>	<i>2008-2009 Approved</i>	<i>2008-2009 Revised Budget</i>	<i>2009-2010 Budget</i>	<i>2010-2011 Budget</i>	<i>2011-2012 Budget</i>
Income							
Contribution							
8254	CONTRIBUTION HOUSING FUND	169,019	0	0	0	0	0
8595	CONTR FROM RATE FUND	0	-4,840,544	-4,840,544	-4,840,544	-5,179,382	-5,541,939
Subtotal for Contribution		169,019	-4,840,544	-4,840,544	-4,840,544	-5,179,382	-5,541,939

Income							
8004	SUNDRY INCOME - TELEPHONES	-34,760	-32,645	-32,645	-87,085	-93,182	-99,703
8006	MISCELLANEOUS INCOME	0	-50,000	-50,000	-16,214	-17,349	-18,563
8013	ADMINISTRATION	-1,900	-3,600	-3,600	-3,600	-3,852	-4,122
8022	AGENTS & SALESMEN'S PE	-3,483	-2,550	-2,550	-3,000	-3,210	-3,435
8028	ART GALLERY	-271,356	-312,000	-312,000	-288,180	-308,353	-329,937
8035	BANANA RIPENING	-597,325	-564,350	-564,350	-710,450	-760,182	-813,394
8036	BANANA STORAGE	-98,627	-77,700	-77,700	-176,700	-189,069	-202,304
8040	BOOKING	-10,703	-2,750	-2,750	-10,000	-10,700	-11,449
8043	BUILDING PLANS	-2,407,621	-2,706,495	-2,706,495	-1,661,749	-1,778,071	-1,902,536
8067	CAR HIRE AREA	-59,109	-59,590	-59,590	-64,953	-69,500	-74,365
8094	CITY PROPERTIES - OTHER	-2,565,457	-2,287,408	-2,287,408	-2,287,408	-2,447,527	-2,618,853
8097	CITY PROPERTIES - PUBL	-135,401	-132,300	-132,300	-151,093	-161,670	-172,986
8100	CITY TREASURER STORES	-87,720	-115,000	-115,000	-93,159	-99,680	-106,658
8106	CLUB HOUSE	-500	-1,000	-1,000	-1,000	-1,070	-1,145
8109	COFFEE BAR	-46,572	-48,524	-48,524	-52,981	-56,690	-60,658
8112	COLD STORAGE	-560,674	-590,400	-590,400	-537,500	-575,125	-615,384
8150	DEBI MARKET	-123,466	-152,000	-152,000	-131,121	-140,299	-150,120
8169	ELECTRICITY	-292,342	-336,200	-336,200	-310,468	-332,201	-355,455
8178	ENCROACHMENTS	-298,080	-509,300	-509,300	-541,400	-579,298	-619,849
8184	ESTATES WORKSHOPS	-15,151	-17,425	-17,425	-16,091	-17,217	-18,423
8196	FIRE	-151,090	-173,754	-173,754	-160,458	-171,690	-183,708
8202	GARAGES	-18,852	-20,182	-20,182	-20,182	-21,595	-23,106
8229	HANGARS	-292,343	-805,875	-805,875	-889,941	-952,237	-1,018,893
8230	INSURANCE RECOVERIES - INTERNAL	-10,941	0	-3,604	0	0	0
8235	HEALTH DEPARTMENT	-1,679	-900	-900	-1,783	-1,908	-2,041
8241	HIRE OF BARROWS	-29,062	-30,300	-30,300	-28,200	-30,174	-32,286
8247	HOARDING	-451	-10,223	-10,223	-3,538	-3,786	-4,051
8253	HOUSES	-3,565,822	-3,792,011	-3,792,011	-7,375,149	-7,891,410	-8,443,807
8259	HOUSING ADMINISTRATION	-358,707	-230,000	-230,000	-244,260	-261,358	-279,653
8295	LANDING	-699,825	-1,333,356	-1,333,356	-3,053,000	-3,266,710	-3,495,380

The Msunduzi Municipality
Operating Estimate 2008/2009



<i>Vote</i>	<i>Description</i>	<i>2007-2008 Act Exp</i>	<i>2008-2009 Approved</i>	<i>2008-2009 Revised Budget</i>	<i>2009-2010 Budget</i>	<i>2010-2011 Budget</i>	<i>2011-2012 Budget</i>
8298	LEGAL EXPENSES	0	0	0	-119,475	-127,838	-136,787
8304	LOADING BAYS	-5,668	-6,300	-6,300	-3,500	-3,745	-4,007
8310	MARKET	-404,430	-465,000	-465,000	-429,505	-459,570	-491,740
8334	MURRAY ROAD RESERVOIR	-6,132	-5,640	-5,640	-6,627	-7,091	-7,587
8361	OFFICE	-702,983	-758,783	-758,783	-1,028,718	-1,100,728	-1,177,779
8394	PASSENGER LEVY	-1,148,781	-898,120	-898,120	-1,416,026	-1,515,148	-1,621,208
8397	PETROL PUMP SITES	-71,280	-72,000	-72,000	-72,000	-77,040	-82,433
8421	PUBLIC WORKS	-279,926	-406,000	-406,000	-297,282	-318,092	-340,358
8448	RESTAURANT	-35,396	-37,150	-37,150	-43,450	-46,492	-49,746
8460	SALE OF PRODUCE	-12,262,995	-12,508,500	-12,508,500	-12,000,000	-12,840,000	-13,738,800
8463	SANITATION (REST ROOMS)	-9,150	-10,500	-10,500	-9,718	-10,398	-11,126
8475	SEWERAGE	-170	-200	-200	-181	-194	-207
8478	SIGNS APPLICATION	-884,821	-825,000	-825,000	-877,000	-938,390	-1,004,077
8491	GRANTS/ SUBSIDIES - OPERATING	-12,045,485	-36,300	-28,237,799	0	0	0
8492	GRANTS/SUBSIDIES - CAPITAL	-4,785,797	0	0	0	0	0
8496	STORAGE ROOMS	-204,726	-210,350	-210,350	-217,100	-232,297	-248,558
8498	AIRPORT DEVELOPMENT FUND - OPERATING	-33,724	0	0	0	0	0
8504	ENDOWMENTS	-119,492	0	0	0	0	0
8505	SUBDIVISIONS	-91,950	-209,645	-209,645	-130,000	-139,100	-148,837
8506	SUNDRY	-635,797	-752,650	-752,650	-717,999	-768,259	-822,038
8514	SURVEY	-70,796	0	0	0	0	0
8515	GIS DATA	-4,059	0	0	0	0	0
8544	TIMBER	-10,278,274	-9,739,728	-9,739,728	-11,286,220	-12,076,255	-12,921,593
8550	TOWN PLANNING APPLICAT	-43,085	-57,585	-57,585	-35,794	-38,300	-40,981
8562	TRAFFIC	-47,281	-54,400	-54,400	-50,213	-53,728	-57,489
8583	VALUATIONS	-184	-1,050	-1,050	-1,115	-1,193	-1,277
8586	VALUATION ROLL	-14,298	-10,800	-10,800	-10,800	-11,556	-12,365
8589	WATER	-420	-490	-490	-446	-477	-511
Subtotal for Income		-56,926,119	-41,464,029	-69,669,132	-47,673,832	-51,011,004	-54,581,768
Subtotal for Income		-56,757,100	-46,304,573	-74,509,676	-52,514,376	-56,190,386	-60,123,707

Expenditure

Salaries

0024	TRANSITIONAL ALLOWANCES	81	896,183	20,930	0	0	0
0026	ACTING ALLOWANCE	662,306	0	0	0	0	0
0029	SALARIES - BASIC	20,095,164	22,316,350	21,428,730	23,424,799	25,064,535	26,819,052
0109	BONUS	1,766,511	1,802,526	1,796,664	1,952,065	2,088,709	2,234,920

The Msunduzi Municipality
Operating Estimate 2008/2009



<i>Vote</i>	<i>Description</i>	<i>2007-2008 Act Exp</i>	<i>2008-2009 Approved</i>	<i>2008-2009 Revised Budget</i>	<i>2009-2010 Budget</i>	<i>2010-2011 Budget</i>	<i>2011-2012 Budget</i>
0129	PROVIDENT	3,731	3,955	4,040	0	0	0
0149	SUPER FUND	3,772,743	4,181,882	4,018,813	0	0	0
0169	RETIRE FUND	364,031	379,925	397,646	0	0	0
0189	SALARIES - PROVIDENT FUND : NJMPF	425,502	439,051	462,618	5,561,907	5,951,240	6,367,826
0190	GEPF	91,405	96,985	101,226	0	0	0
0339	OVERTIME	244,312	235,691	219,691	196,479	210,233	224,949
0359	LEAVE CON	6,836	0	0	0	0	0
0399	MEDICAL AID	1,496,820	2,305,876	1,530,433	1,680,114	1,797,722	1,923,561
0569	HOUSING SUBSIDY	466,364	394,051	463,418	638,257	682,935	730,741
0589	LONG SERVICE	784,758	819,863	811,671	929,757	994,839	1,064,478
0629	SHIFT ALLOWANCE	342	0	274	8,080	8,646	9,251
0630	OPERATORS ALLOWANCES	156,547	176,711	161,436	189,544	202,812	217,009
0631	STANDBY	3,970	3,800	3,800	4,040	4,323	4,625
0632	NIGHT WORK ALLOWANCES	60,485	62,850	62,850	53,631	57,385	61,402
0639	FIXED TRANSPORT ALLOW	1,068,282	668,878	763,978	581,520	622,226	665,782
0700	TEMPORARY STAFF	743,986	575,055	854,013	0	0	0
1270	INSURANCE - UIF	183,092	204,019	204,598	199,955	213,953	228,929
1275	INSURANCE - C.O.I.D	188,446	212,655	212,655	238,413	255,102	272,958
1538	SALGBC LEVY	6,168	7,314	7,355	7,126	7,625	8,159
Subtotal for Salaries		32,591,882	35,783,620	33,526,839	35,665,687	38,162,285	40,833,642

General Expenses

1000	ADVERTISING	79,290	42,730	105,930	101,450	101,575	108,686
1005	ADVISORY AND APPEAL BO	0	6,650	6,650	6,936	1,647,654	1,762,990
1007	AIR TRAFFIC CONTROL	419,045	519,728	488,434	1,029,125	1,101,164	1,178,245
1045	BANK CHARGES	557,859	525,650	525,650	437,092	467,688	500,427
1068	BUSINESS RETENTION & EXPANSION	500	100,000	50,000	104,300	88,974	95,202
1095	CONFERENCES	73,020	97,442	89,442	97,635	140,245	150,062
1100	CONSULTANTS FEES	0	200,000	100,000	208,600	381,019	407,691
1165	ELECTRICITY	1,593,678	1,624,651	1,599,151	1,551,622	1,610,273	1,722,992
1180	ENTERTAINMENT	9,063	6,955	6,955	7,254	6,188	6,621
1195	EXTERNAL SERVICES	9,249,180	9,992,065	9,844,390	11,443,141	11,869,348	12,700,202
1200	EXTRAORDINARY	120,014	334,510	675,260	504,318	469,640	502,515
1235	HIRE CHARGES	124,090	126,534	199,532	150,452	464,767	497,301
1250	INDUSTRIAL PROMOTION	345,055	271,614	271,614	283,293	247,149	264,449
1265	INSURANCE - GENERAL	1,094,231	1,465,828	1,400,834	1,285,350	1,304,195	1,395,489
1310	LEGAL CHARGES	50,100	79,934	63,934	82,649	71,120	76,099
1312	SACAA LICENCE	16,406	16,407	17,008	13,643	14,598	15,620
1320	LOCOMOTION	541,746	514,664	620,379	559,402	488,785	522,998

The Msunduzi Municipality
Operating Estimate 2008/2009



<i>Vote</i>	<i>Description</i>	<i>2007-2008 Act Exp</i>	<i>2008-2009 Approved</i>	<i>2008-2009 Revised Budget</i>	<i>2009-2010 Budget</i>	<i>2010-2011 Budget</i>	<i>2011-2012 Budget</i>
1325	LONG SERVICE	4,750	9,044	8,194	8,706	8,047	8,611
1327	MAINTENANCE	1,517,880	1,539,560	1,197,400	1,172,749	1,254,841	1,342,679
1330	MARKET PROMOTION	15,930	15,930	15,930	13,246	14,173	15,165
1371	VULINDLELA OPERATING COSTS	0	418,000	210,090	435,974	371,908	397,942
1400	PENSIONERS - COST OF L	19,969	22,211	22,211	20,558	19,762	21,145
1405	PENSIONERS - MEDICAL A	631,214	520,939	520,939	485,633	463,498	495,942
1410	PENSIONERS - PENSIONS	405	414	414	370	368	394
1425	PETROL & LUBRICANTS	5,374	29,391	29,391	26,867	26,150	27,980
1430	PLANT & EQUIPMENT	60,530	85,922	236,926	83,573	84,355	90,261
1440	POSTAGE STAMPS & TEL	18,411	17,167	17,167	17,707	15,037	16,090
1445	PRINTING - MAPS	387	909	909	948	809	866
1450	PRINTING & STATIONERY	400,478	300,696	308,596	278,041	267,537	286,265
1465	PUBLICATIONS	72,428	82,040	82,040	85,567	47,455	50,777
1475	RADIO LICENCES	137	820	820	855	730	781
1480	RATES	1,009,104	988,024	988,024	927,035	879,077	940,613
1520	RENTAL/ CAR HIRE	4,407	2,000	2,000	2,086	41,323	44,216
1521	PARKING - PROF NYEMBEZI BUILDING	15,480	0	0		0	0
1525	ROYAL SHOW EXHIBITION	7,500	32,200	32,200	26,775	28,649	30,655
1541	CENTRAL SECURITY	1,205,226	1,191,777	1,191,777	1,075,410	1,150,689	1,231,237
1543	SERVICES	1,032,459	779,562	779,562	625,755	669,560	716,428
1546	SMME/ BEE INITIATIVES	59,371	750,000	446,247	782,250	667,300	714,011
1548	SPECIAL PROJECT - BIKE CITY	324,133	390,000	800,000	406,770	346,996	371,285
1550	SEWERAGE & SANITATION	32,248	37,725	37,725	31,369	33,565	35,914
1555	STAFF APPRECIATION	893	893	1,173	742	794	850
1560	STORES & MATERIALS	76,929	79,914	89,414	281,293	299,262	320,209
1570	SUBSISTENCE & TRAVEL	58,432	59,655	63,925	56,345	55,822	59,732
1575	SUNDRIES	49,323	40,113	56,398	35,605	35,689	38,189
1595	TELEPHONES - OFFICIAL	175,519	127,844	159,844	126,860	171,744	183,767
1635	UNIFORMS	36,378	45,976	43,426	42,285	40,905	43,770
1639	VALUATION ROLL	0	0	0		1,647,654	1,762,990
1640	MIG PROJECTS - ADMIN COSTS	0	11,939	11,939	12,452	10,623	11,367
1643	EXPENDITURE - CONDITIONAL GRANTS	11,184,124	163,451	28,366,638	170,479	145,428	155,608
1645	WATER	229,200	124,177	124,177	218,578	214,855	229,895
1648	EXPENDITURE - AIRPORT DEVELOPMENT FUND	33,724	0	0		0	0
2019	TOURISM	705,751	1,007,751	1,007,751	1,007,751	896,630	959,394
Subtotal for General Expenses		33,261,371	24,801,406	52,918,410	26,326,896	30,385,617	32,512,617

The Msunduzi Municipality
Operating Estimate 2008/2009



<i>Vote</i>	<i>Description</i>	<i>2007-2008 Act Exp</i>	<i>2008-2009 Approved</i>	<i>2008-2009 Revised Budget</i>	<i>2009-2010 Budget</i>	<i>2010-2011 Budget</i>	<i>2011-2012 Budget</i>
<u>Restructuring Grant</u>							
3901	CHANGE MANAGEMENT & TRAINING	336,315	0	0	0	0	0
3902	NEW IT SYSTEM OPERATING COSTS	228,927	0	0	0	0	0
3903	ADVERTISING - MONTHLY RATES	294,856	0	0	0	0	0
Subtotal for Restructuring Grant		860,098	0	0	0	0	0

Repairs & Maintenance

3005	MAINTENANCE - BUILDINGS	373,545	379,802	414,201	402,590	430,771	460,925
3075	GROUNDS	79,204	78,711	47,711	83,434	89,274	95,524
3080	AIRPORT BEACON MAINTEN.	42,756	52,706	42,706	55,868	59,779	63,963
3090	MAINTENANCE AGREEMENTS	731,037	820,230	817,730	869,445	930,306	995,426
3092	MAINTENANCE TRACKING	2,064	2,027	2,027	2,149	2,299	2,460
3115	PLANT AND EQUIPMENT	271,924	419,568	420,268	444,741	475,872	509,184
3180	CALIBRATION OF EQUIPMENT	0	10,000	0	10,600	11,342	12,136
3200	VEHICLES	26,627	42,286	42,286	44,823	47,961	51,318
Subtotal for Repairs & Maintenance		1,527,157	1,805,330	1,786,929	1,913,650	2,047,604	2,190,936

Departmental Charges

5005	GENERAL ADMINISTRATION	10,305,573	13,234,460	13,234,460	14,653,506	15,679,252	16,776,799
5020	HEAD OFFICE - VEHICLE	69,969	227,611	188,403	194,485	208,098	222,666
5021	INFORMATION SYSTEM	741,412	2,507,374	2,507,374	2,570,042	2,749,950	2,942,430
5022	OCCUPATIONAL HEALTH SE	0	1,050	1,050	1,050	1,124	1,202
5023	PC SUPPORT	354,115	917,405	917,405	940,335	1,006,160	1,076,586
5025	RENT - INTERNAL	404,430	404,430	404,430	0	0	0
5026	RENT - CITY HALL	75,591	131,354	131,354	158,352	169,437	181,297
5027	RENT - CITY ENGINEERS	771,987	950,262	950,262	1,081,245	1,156,932	1,237,917
5029	RENT - PROF NYEMBEZI BUILDING	409,936	468,698	468,698	468,390	501,176	536,261
5030	SECURITY	606,944	443,297	443,297	478,761	512,274	548,133
5031	TELEPHONES-CENTRAL EXCHANGE	1,460,975	405,039	405,039	475,745	509,044	544,680
Subtotal for Departmental Charges		15,200,932	19,690,980	19,651,772	21,021,911	22,493,447	24,067,971

Contributions

6005	CONTRIBUTION TO R&G SERVICE	0	572,697	572,697	572,697	612,786	655,681
------	-----------------------------	---	---------	---------	---------	---------	---------

The Msunduzi Municipality
Operating Estimate 2008/2009



<i>Vote</i>	<i>Description</i>	<i>2007-2008 Act Exp</i>	<i>2008-2009 Approved</i>	<i>2008-2009 Revised Budget</i>	<i>2009-2010 Budget</i>	<i>2010-2011 Budget</i>	<i>2011-2012 Budget</i>
Subtotal for Contributions		0	572,697	572,697	572,697	612,786	655,681
<u>Depreciation</u>							
4060	DEPRECIATION	10,349,756	11,542,236	11,542,236	11,504,284	12,309,584	13,171,254
8308	OFFSET DEPRECIATION	0	-6,659,721	-6,659,721	-10,536,648	-11,274,213	-12,063,409
Subtotal for Depreciation		10,349,756	4,882,515	4,882,515	967,636	1,035,371	1,107,845
<u>Interest</u>							
4025	INTEREST - LONG TERM - RMB/INCA	907,292	968,810	968,810	3,327,792	3,560,737	3,809,989
4026	INTEREST - LONG TERM - DBSA	1,164,550	3,815,046	3,815,046	1,625,181	1,738,943	1,860,670
Subtotal for Interest		2,071,842	4,783,856	4,783,856	4,952,973	5,299,680	5,670,659
<u>Lease</u>							
4035	INTEREST - LONG TERM - LEASES : MOTOR VEHICLE	72	0	0	42,643	45,628	48,822
4037	INTEREST - LONG TERM - LEASES : MOTOR VEHICLE SECURITY SYSTEM	9,347	10,770	10,770	10,770	11,524	12,331
Subtotal for Lease		9,419	10,770	10,770	53,413	57,152	61,153
<u>Charge Outs</u>							
9050	LESS CHARGED - CITY EN	-771,333	-1,892,283	-1,892,283	0	0	0
9064	LESS CHARGED TO GENERA	-8,291,534	-10,153,183	-10,153,183	-10,277,269	-10,996,678	-11,766,446
9066	LESS CHARGED - PROFESS	-56,043	-131,032	-131,032	0	0	0
Subtotal for Charge Outs		-9,118,910	-12,176,498	-12,176,498	-10,277,269	-10,996,678	-11,766,446
Subtotal for Expenditure		86,753,547	80,154,676	105,957,290	81,197,594	89,097,264	95,334,058
Total for Development Services		29,996,447	33,850,103	31,447,614	28,683,218	32,906,878	35,210,351

<i>Vote</i>	<i>Description</i>	<i>2007-2008</i> <i>Act Exp</i>	<i>2008-2009</i> <i>Approved</i>	<i>2008-2009</i> <i>Revised Budget</i>	<i>2009-2010</i> <i>Budget</i>	<i>2010-2011</i> <i>Budget</i>	<i>2011-2012</i> <i>Budget</i>
-------------	--------------------	------------------------------------	-------------------------------------	---	-----------------------------------	-----------------------------------	-----------------------------------

Corporate Services

The Msunduzi Municipality
Operating Estimate 2008/2009



<i>Vote</i>	<i>Description</i>	<i>2007-2008 Act Exp</i>	<i>2008-2009 Approved</i>	<i>2008-2009 Revised Budget</i>	<i>2009-2010 Budget</i>	<i>2010-2011 Budget</i>	<i>2011-2012 Budget</i>
<u>Income</u>							
<u>Income</u>							
8004	SUNDRY INCOME - TELEPHONES	-47,066	-44,376	-44,376	-51,951	-55,587	-59,478
8006	MISCELLANEOUS INCOME	-27,617	0	0	0	0	0
8009	RECOVERY - SALAPF - SALARY COSTS	-161,584	0	-532,208	0	0	0
8151	DOGS	-14,239	-16,000	-16,000	-16,000	-17,120	-18,318
8193	FINES	-6,724	-11,576	-11,576	-11,576	-12,386	-13,253
8230	INSURANCE RECOVERIES - INTERNAL	-5,786	0	-11,388	0	0	0
8298	LEGAL EXPENSES	-381,945	-105,000	-105,000	-111,510	-119,316	-127,668
8457	TRAINING LEVY RECOVERIES	-1,577,104	-2,602,123	-2,602,123	-900,000	-963,000	-1,030,410
8491	GRANTS/ SUBSIDIES - OPERATING	-541,072	-53,024	-53,024	0	0	0
8506	SUNDRY	-24,556	-21,950	-21,950	-21,950	-23,486	-25,131
8512	MALL BANDSTAND APPLICA	-850	-4,301	-4,301	-4,301	-4,602	-4,924
8515	GIS DATA	-2,120	-10,636	-10,636	-11,295	-12,086	-12,932
8517	RENTAL INCOME	-203,775	-254,247	-254,247	0	0	0
8553	TRADE	-29,416	-50,000	-50,000	-30,000	-32,100	-34,347
8577	TUITION FEES	-33,590	-50,000	-50,000	-20,000	-21,400	-22,898
8578	TUITION FEES - VAT EXEMPT	-3,910	0	0	-20,000	-21,400	-22,898
Subtotal for Income		-3,061,354	-3,223,233	-3,766,829	-1,198,583	-1,282,483	-1,372,257

Subtotal for Income	-3,061,354	-3,223,233	-3,766,829	-1,198,583	-1,282,483	-1,372,257
----------------------------	-------------------	-------------------	-------------------	-------------------	-------------------	-------------------

Expenditure

Salaries

0017	SALARIES - VACANT POSTS	0	19,800,000	0	20,000,000	21,400,000	22,898,000
0018	SALARIES - PRIORITY POSTS	0	845,732	0	0	0	0
0024	TRANSITIONAL ALLOWANCES	298,027	7,173,409	162,778	0	0	0
0026	ACTING ALLOWANCE	644,978	0	0	0	0	0
0029	SALARIES - BASIC	23,268,796	24,079,065	25,895,311	28,757,407	30,770,427	32,924,356
0109	BONUS	1,496,117	1,805,275	1,805,275	2,396,449	2,564,199	2,743,695
0149	SUPER FUND	3,610,440	3,458,830	3,885,493	0	0	0
0169	RETIRE FUND	191,183	194,462	268,043	0	0	0
0189	SALARIES - PROVIDENT FUND : NJMPF	700,716	606,600	676,423	6,227,958	6,663,915	7,130,386
0190	GEPF	59,385	61,207	60,504	0	0	0
0339	OVERTIME	9,672	101,870	41,870	66,238	70,875	75,836

The Msunduzi Municipality
Operating Estimate 2008/2009



<i>Vote</i>	<i>Description</i>	<i>2007-2008 Act Exp</i>	<i>2008-2009 Approved</i>	<i>2008-2009 Revised Budget</i>	<i>2009-2010 Budget</i>	<i>2010-2011 Budget</i>	<i>2011-2012 Budget</i>
0359	LEAVE CON	2,193	0	0	0	0	0
0399	MEDICAL AID	1,502,910	1,676,503	1,516,072	2,175,741	2,328,043	2,491,005
0569	HOUSING SUBSIDY	385,981	345,281	390,961	516,646	552,810	591,507
0589	LONG SERVICE	560,966	470,890	578,049	868,709	929,521	994,583
0629	SHIFT ALLOWANCE	491	0	393	0	0	0
0631	STANDBY	8,155	16,538	11,538	17,739	18,981	20,309
0639	FIXED TRANSPORT ALLOW	2,785,626	855,060	1,123,565	2,124,852	2,273,591	2,432,743
0700	TEMPORARY STAFF	825,852	823,908	897,286	12,390,680	13,258,028	14,186,090
1270	INSURANCE - UIF	191,935	195,607	199,343	213,426	228,366	244,351
1275	INSURANCE - C.O.I.D	222,609	181,486	181,486	203,465	217,707	232,947
1538	SALGBC LEVY	5,229	5,688	5,936	7,604	8,137	8,708
Subtotal for Salaries		36,771,261	62,697,411	37,700,326	75,966,914	81,284,600	86,974,516

General Expenses

1000	ADVERTISING	108,234	70,721	91,979	73,761	489,498	523,763
1050	BURSARIES	323,518	353,532	363,532	368,734	823,827	881,495
1055	BURSARIES (EXTERNAL)	112,490	362,555	388,868	378,145	823,827	881,495
1095	CONFERENCES	371,165	348,865	347,164	363,867	310,398	332,124
1100	CONSULTANTS FEES	1,412,419	1,979,169	1,685,115	2,064,273	1,760,933	1,884,199
1115	COUNCILLORS REFRESHMEN	5,419	3,514	3,514	3,665	4,120	4,408
1165	ELECTRICITY	63,898	62,164	62,164	64,837	55,309	59,181
1180	ENTERTAINMENT	42,477	40,214	38,414	41,943	35,781	38,284
1195	EXTERNAL SERVICES	84,831	99,895	63,100	104,191	216,574	231,733
1200	EXTRAORDINARY	0	318	318	332	282	302
1220	GENERAL ADMINISTRATION	4,197	9,104	9,104	9,495	8,100	8,667
1225	GOVT LEVY: TRAINING FU	3,468,588	3,013,283	3,013,283	3,142,854	2,681,020	2,868,691
1235	HIRE CHARGES	370,529	501,244	364,351	595,991	683,280	731,111
1256	INTERNET (UUNET, ADSL, DIALUP)	427,708	338,694	338,694	353,258	301,348	322,443
1265	INSURANCE - GENERAL	158,164	75,648	75,648	78,901	67,310	72,019
1310	LEGAL CHARGES	1,034,701	864,734	1,071,734	901,918	823,827	881,495
1313	LIBRARY (CONNECTIVITY TO SITA & UNISA)	94,833	55,017	55,017	57,383	48,950	52,377
1315	LICENCE BADGES	2,972	6,464	6,464	6,742	5,751	6,154
1320	LOCOMOTION	247,100	124,151	150,253	129,490	110,462	118,195
1325	LONG SERVICE	950	5,700	1,900	5,946	5,071	5,425
1350	METER CHARGE - OBIX	91,011	99,500	90,400	103,778	107,097	114,594
1363	KWANALOGA SUBSCRIPTIONS	1,394,494	1,494,495	2,634,495	1,558,758	2,471,483	2,644,487
1413	PERSONELL - INTERNSHIP	996,547	704,646	704,646	734,946	1,342,839	1,436,838
1415	PERSONNEL - TRAINING	1,594,512	872,607	1,419,363	910,129	1,235,741	1,322,243
1420	PERSONNEL TUITION FEE	131,844	115,000	102,500	119,945	102,320	109,482

The Msunduzi Municipality
Operating Estimate 2008/2009



<i>Vote</i>	<i>Description</i>	<i>2007-2008 Act Exp</i>	<i>2008-2009 Approved</i>	<i>2008-2009 Revised Budget</i>	<i>2009-2010 Budget</i>	<i>2010-2011 Budget</i>	<i>2011-2012 Budget</i>
1421	COUNCILLOR DEVELOPMENT	158,724	0	0		823,827	881,495
1422	LEANERSHIP	860,000	0	0		823,827	881,495
1425	PETROL & LUBRICANTS	0	6,350	6,285	6,623	5,650	6,045
1427	PENSION SURCHARGE	2,524,373	0	48,786		823,827	881,495
1430	PLANT & EQUIPMENT	144,459	147,942	161,130	154,304	131,631	140,842
1440	POSTAGE STAMPS & TEL	5,640	6,005	6,005	6,263	5,343	5,716
1445	PRINTING - MAPS	0	0	10,000		0	0
1450	PRINTING & STATIONERY	528,479	485,756	535,119	506,643	436,403	466,949
1455	STATIONERY EDP	88,505	61,469	61,469	64,112	54,691	58,519
1465	PUBLICATIONS	26,206	29,086	29,086	30,337	25,878	27,689
1505	RENT - COMPEN	1,231,276	1,233,821	1,233,821	1,286,875	1,097,772	1,174,616
1510	REFUNDS - MALL BANDSTANDS	0	-936	-936	-976	-832	-891
1521	PARKING - PROF NYEMBEZI BUILDING	29,520	0	0		0	0
1539	SOFTWARE LICENCES	1,382,941	1,597,500	798,750	1,666,192	1,421,349	1,520,844
1555	STAFF APPRECIATION	6,420	6,421	6,421	6,697	147,392	157,709
1560	STORES & MATERIALS	9,181	9,626	9,626	10,040	8,564	9,164
1570	SUBSISTENCE & TRAVEL	111,265	107,824	107,889	112,460	95,936	102,652
1575	SUNDRIES	30,931	33,094	33,094	34,518	29,444	31,505
1578	SOFTWARE LICENCES	25,504	0	0		41,192	44,075
1585	TELEPHONES	5,764,981	4,800,000	5,591,000	5,006,400	4,270,722	4,569,673
1595	TELEPHONES - OFFICIAL	215,574	211,999	221,999	221,115	139,301	149,051
1612	TRAINING	155,139	22,655	22,655	23,629	82,383	88,149
1615	TRANSLATIONS	3,065	4,864	1,216	5,073	4,327	4,630
1635	UNIFORMS	25,056	31,728	25,469	33,092	28,230	30,206
1643	EXPENDITURE - CONDITIONAL GRANTS	217,479	40,999	40,999	42,762	36,478	39,032
1649	EXPENDITURE - SAPF: SALARY COSTS	161,584	0	532,208		0	0
7966	SOFTWARE LICENSING- MICROSOFT ENTERPRISE AGREEMENT	20,050	119,034	54,516	124,152	105,909	113,322
Subtotal for General Expenses		26,268,953	20,556,471	22,618,627	21,513,593	25,154,392	26,915,187

Restructuring Grant

3910	UPGRADE LANES AND MALL AREA	320,408	0	0	0	0	0
3914	REVITALISE R/WAY STATION AREA	3,184	0	0	0	0	0
Subtotal for Restructuring Grant		323,592	0	0	0	0	0

Repairs & Maintenance

The Msunduzi Municipality
Operating Estimate 2008/2009



<i>Vote</i>	<i>Description</i>	<i>2007-2008 Act Exp</i>	<i>2008-2009 Approved</i>	<i>2008-2009 Revised Budget</i>	<i>2009-2010 Budget</i>	<i>2010-2011 Budget</i>	<i>2011-2012 Budget</i>
3005	MAINTENANCE - BUILDINGS	33,265	41,250	41,250	43,725	46,785	50,061
3035	CLEANING	98,093	99,127	99,127	105,074	112,429	120,299
3090	MAINTENANCE AGREEMENTS	2,012,133	4,684,139	3,880,739	4,965,187	5,312,750	5,684,643
3091	MAINTENANCE AND SUPPORT	1,553,517	4,952,200	4,731,250	5,249,332	5,616,785	6,009,960
3115	PLANT AND EQUIPMENT	67,173	117,784	109,084	124,852	133,593	142,942
3200	VEHICLES	9,288	10,250	13,350	10,865	11,626	12,439
Subtotal for Repairs & Maintenance		3,773,469	9,904,750	8,874,800	10,499,035	11,233,968	12,020,344

Departmental Charges

5005	GENERAL ADMINISTRATION	1,374,294	1,751,043	1,751,043	1,938,796	2,074,512	2,219,728
5020	HEAD OFFICE - VEHICLE	20,001	119,787	119,787	84,175	90,068	96,372
5021	INFORMATION SYSTEM	312,663	1,297,726	1,297,726	1,330,154	1,423,262	1,522,892
5023	PC SUPPORT	160,651	394,886	394,886	404,758	433,094	463,405
5025	RENT - INTERNAL	4,758	4,758	4,758	0	0	0
5026	RENT - CITY HALL	1,227,463	591,600	591,600	713,192	763,114	816,534
5027	RENT - CITY ENGINEERS	364,391	379,539	379,539	431,852	462,083	494,428
5029	RENT - PROF NYEMBEZI BUILDING	171,395	286,899	286,899	286,710	306,779	328,254
5031	TELEPHONES-CENTRAL EXCHANGE	777,884	670,464	670,464	787,500	842,628	901,608
Subtotal for Departmental Charges		4,413,500	5,496,702	5,496,702	5,977,137	6,395,540	6,843,221

Depreciation

4060	DEPRECIATION	5,192,612	8,496,364	8,496,364	5,057,556	5,411,584	5,790,396
Subtotal for Depreciation		5,192,612	8,496,364	8,496,364	5,057,556	5,411,584	5,790,396

Interest

4025	INTEREST - LONG TERM - RMB/INCA	55,735	63,937	63,937	219,620	234,993	251,443
4026	INTEREST - LONG TERM - DBSA	218,207	312,512	312,512	308,595	330,197	353,311
Subtotal for Interest		273,942	376,449	376,449	528,215	565,190	604,754

Lease

4035	INTEREST - LONG TERM - LEASES : MOTOR VEHICLE	4,512	5,302	5,302	0	0	0
4037	INTEREST - LONG TERM - LEASES : MOTOR VEHICLE SECURITY SYSTEM	2,985	3,283	3,283	3,283	3,513	3,759

The Msunduzi Municipality
Operating Estimate 2008/2009



<i>Vote</i>	<i>Description</i>	<i>2007-2008 Act Exp</i>	<i>2008-2009 Approved</i>	<i>2008-2009 Revised Budget</i>	<i>2009-2010 Budget</i>	<i>2010-2011 Budget</i>	<i>2011-2012 Budget</i>
Subtotal for Lease		7,497	8,585	8,585	3,283	3,513	3,759
<u>Charge Outs</u>							
9004	LESS CHARGED OUT - PC	-2,144,862	-4,455,834	-4,455,834	-4,567,180	-4,886,883	-5,228,964
9036	LESS CHARGED TO OPERAT	-1,619,580	0	0	0	0	0
9054	LESS TELEPHONES CHARGE	-5,745,083	-5,481,887	-5,481,887	-6,438,824	-6,889,542	-7,371,810
9064	LESS CHARGED TO GENERA	-46,161,788	-63,519,978	-63,519,978	-64,739,471	-69,271,234	-74,120,219
9070	LESS CHARGED INFO SYS	-8,473,265	-17,573,362	-17,573,362	-18,012,499	-19,273,374	-20,622,510
Subtotal for Charge Outs		-64,144,578	-91,031,061	-91,031,061	-93,757,974	-100,321,033	-107,343,503
Subtotal for Expenditure		12,880,248	16,505,671	-7,459,208	25,787,759	29,727,754	31,808,674
Total for Corporate Services		9,818,894	13,282,438	-11,226,037	24,589,176	28,445,271	30,436,417

<i>Vote</i>	<i>Description</i>	<i>2007-2008</i> <i>Act Exp</i>	<i>2008-2009</i> <i>Approved</i>	<i>2008-2009</i> <i>Revised Budget</i>	<i>2009-2010</i> <i>Budget</i>	<i>2010-2011</i> <i>Budget</i>	<i>2011-2012</i> <i>Budget</i>
-------------	--------------------	------------------------------------	-------------------------------------	---	-----------------------------------	-----------------------------------	-----------------------------------

Community Services

The Msunduzi Municipality
Operating Estimate 2008/2009



<i>Vote</i>	<i>Description</i>	<i>2007-2008 Act Exp</i>	<i>2008-2009 Approved</i>	<i>2008-2009 Revised Budget</i>	<i>2009-2010 Budget</i>	<i>2010-2011 Budget</i>	<i>2011-2012 Budget</i>
<u>Income</u>							
<u>Income</u>							
8004	SUNDRY INCOME - TELEPHONES	-65,102	-61,324	-61,324	-55,306	-59,177	-63,320
8007	SPONSORSHIP - INCOME	-152,000	0	0	0	0	0
8015	SUNDRY INCOME - TMT O/T RECOVERIES	-168,430	-126,000	-126,000	-91,243	-97,630	-104,464
8016	NAT SALES ADVERTISING	-9,609	-76,734	-76,734	-81,491	-87,195	-93,299
8029	REFUSE - INTEREST ACCRUED	-1,221,921	-1,153,945	-1,153,945	-1,153,945	-1,234,721	-1,321,152
8031	A.F. WOOD CENTRE	-124,590	-107,773	-107,773	-120,000	-128,400	-137,388
8032	ASHBURTON HALLS	-351	-601	-601	-601	-643	-688
8046	BULK & EXTRA REMOVALS	-7,821,156	-8,481,412	-8,481,412	-9,829,989	-10,518,088	-11,254,354
8050	CONSERVATION & CONFERE	-600	-20,350	-20,350	-21,612	-23,125	-24,744
8055	BURIAL	-1,147,257	-1,199,354	-1,199,354	-1,273,714	-1,362,874	-1,458,275
8094	CITY PROPERTIES - OTHER	0	-14,469	-14,469	-15,366	-16,442	-17,593
8133	CREMATION	-414,281	-300,000	-300,000	-318,600	-340,902	-364,765
8163	EASTWOOD CENTRE	-110,747	-121,157	-121,157	-100,000	-107,000	-114,490
8193	FINES	-7,978,020	-5,328,702	-5,328,702	-2,625,310	-2,809,082	-3,005,717
8194	FINES - CAMERA	-6,738,582	-6,143,053	-6,143,053	-6,143,053	-6,573,067	-7,033,181
8230	INSURANCE RECOVERIES - INTERNAL	-76,113	-2,950	-101,880	-71,278	-76,267	-81,606
8232	HEALTH - INSPECTORS	-28,375	-37,628	-37,628	-39,961	-42,758	-45,751
8244	HIRE OF PAVILION	-20,613	-44,462	-44,462	-47,218	-50,524	-54,060
8250	COMRADES BANNER STRUCT	0	-12,794	-12,794	-13,587	-14,538	-15,556
8271	IMPOUNDED VEHICLES	-16,995	-36,464	-36,464	-36,464	-39,016	-41,748
8274	IMPOUNDING	-67,090	-72,120	-72,120	-24,436	-26,147	-27,977
8301	LIBRARY	-285,218	-285,218	-285,218	-285,218	-305,183	-326,546
8336	EQUITABLE SHARE	-5,089,861	-5,930,533	-5,930,533	-7,113,734	-7,611,695	-8,144,514
8337	NATAL PROVINCIAL ADMIN	-8,180,956	-9,109,148	-9,109,148	-9,160,915	-9,802,179	-10,488,331
8349	NORTHDALE BATH - TEA R	-13,324	-4,548	-4,548	-4,830	-5,168	-5,530
8352	NORTHDALE HALL	-102,141	-94,114	-94,114	-98,000	-104,860	-112,200
8375	OLD AGE HOME FEES	-8,904	0	0	0	0	0
8400	POOL ENTRANCE FEE	-332,291	-328,159	-328,159	-348,505	-372,900	-399,004
8415	SOBANTU HALL	-29,451	-29,945	-29,945	-30,800	-32,956	-35,263
8417	ASHDOWN HALL	-10,490	-9,730	-9,730	-9,500	-10,165	-10,877
8419	PLESSISLAER HALL	-27,128	-23,777	-23,777	-25,000	-26,750	-28,622
8420	UNIT J HALL	-12,141	-11,305	-11,305	-11,300	-12,091	-12,937
8421	UNIT N HALL	-10,839	-10,997	-10,997	-14,600	-15,622	-16,716
8422	UNIT S HALL	-7,549	-7,033	-7,033	-6,400	-6,848	-7,327
8423	GEORGETOWN COMM HALL	-7,304	-5,069	-5,069	-10,500	-11,235	-12,021
8425	IMBALI HALL	-13,372	-10,880	-10,880	-18,000	-19,260	-20,608

The Msunduzi Municipality
Operating Estimate 2008/2009



<i>Vote</i>	<i>Description</i>	<i>2007-2008 Act Exp</i>	<i>2008-2009 Approved</i>	<i>2008-2009 Revised Budget</i>	<i>2009-2010 Budget</i>	<i>2010-2011 Budget</i>	<i>2011-2012 Budget</i>
8430	QUARTERS	-27,345	-12,142	-12,142	-12,894	-13,796	-14,762
8439	RATEABLE PROPERTIES	-33,282,310	-32,126,699	-32,126,699	-34,375,568	-36,781,858	-39,356,588
8458	SALE OF PLANTS	-1,190	-8,802	-8,802	-9,348	-10,002	-10,703
8482	FANTASIA	-128,479	-365,247	-365,247	-387,892	-415,044	-444,097
8487	SPORTS GROUNDS - HIRE	-139,155	-234,842	-234,842	-249,402	-266,860	-285,541
8491	GRANTS/ SUBSIDIES - OPERATING	-3,170,740	-1,961,655	-5,296,824	0	0	0
8492	GRANTS/SUBSIDIES - CAPITAL	-4,234,330	-69,179	-2,371,344	0	0	0
8497	GRANTS - OTHER	0	0	-197,586	0	0	0
8502	SUB STATION	-881	-533	-533	-566	-606	-648
8506	SUNDRY	-1,298,307	-1,174,096	-1,174,096	-846,526	-905,782	-969,188
8510	FLOODLIGHT LEVY	0	-24,255	-24,255	-25,759	-27,562	-29,491
8532	TABLETS	0	-29,637	-29,637	-31,474	-33,677	-36,035
8535	TAXI STAND PERMIT	-130,965	-199,248	-199,248	-101,224	-108,310	-115,891
8547	TOW AWAY SERVICE	-93,352	-93,207	-93,207	-49,395	-52,853	-56,552
8556	TRADE WASTE CONTROL	-5,599,984	-5,634,317	-5,634,317	-5,983,645	-6,402,500	-6,850,675
8574	TRURO CENTRE	-237,361	-293,184	-293,184	-320,000	-342,400	-366,368
8610	WESTGATE HALL	-44,805	-49,251	-49,251	-43,500	-46,545	-49,803
8613	WOODLANDS HALL	-49,580	-49,266	-49,266	-60,000	-64,200	-68,694
8614	WINSTON CHURCHILL	-125,322	-96,008	-96,008	-130,000	-139,100	-148,837
Subtotal for Income		-88,856,907	-81,623,316	-87,557,166	-81,827,669	-87,555,603	-93,684,497
Income Foregone							
8653	INCOME FOREGONE - REFUSE	-2,440,131	-2,247,477	-2,247,477	-2,247,477	-2,404,800	-2,573,136
Subtotal for Income Foregone		-2,440,131	-2,247,477	-2,247,477	-2,247,477	-2,404,800	-2,573,136
Subtotal for Income		-91,297,038	-83,870,793	-89,804,643	-84,075,146	-89,960,403	-96,257,633

Expenditure

Salaries

0024	TRANSITIONAL ALLOWANCES	115,189	4,194,401	61,297	0	0	0
0026	ACTING ALLOWANCE	755,188	0	0	0	0	0
0029	SALARIES - BASIC	128,795,175	127,461,967	147,691,404	166,339,531	177,983,302	190,442,128
0109	BONUS	10,293,392	10,551,042	11,242,876	13,861,624	14,831,935	15,870,177
0129	PROVIDENT	26,111	34,910	25,619	0	0	0
0149	SUPER FUND	19,620,168	19,079,873	23,214,296	0	0	0
0169	RETIRE FUND	4,668,295	5,349,322	4,613,082	0	0	0
0189	SALARIES - PROVIDENT FUND : NJMPF	2,856,682	2,544,822	3,560,046	37,340,599	39,954,444	42,751,249

The Msunduzi Municipality
Operating Estimate 2008/2009



<i>Vote</i>	<i>Description</i>	<i>2007-2008 Act Exp</i>	<i>2008-2009 Approved</i>	<i>2008-2009 Revised Budget</i>	<i>2009-2010 Budget</i>	<i>2010-2011 Budget</i>	<i>2011-2012 Budget</i>
0190	GEPF	1,031,820	1,213,338	1,088,599	0	0	0
0339	OVERTIME	36,997,197	21,422,432	21,418,371	22,341,097	23,904,977	25,578,321
0359	LEAVE CON	103,394	0	0	0	0	0
0399	MEDICAL AID	9,020,957	9,415,702	9,177,340	12,363,815	13,229,284	14,155,330
0569	HOUSING SUBSIDY	2,551,285	2,279,482	2,636,938	3,350,883	3,585,447	3,836,424
0589	LONG SERVICE	4,744,110	4,387,971	4,868,881	6,205,820	6,640,229	7,105,050
0629	SHIFT ALLOWANCE	0	1,077	0	4,430,454	4,740,586	5,072,427
0630	OPERATORS ALLOWANCES	877	0	-2,105	2,126	2,275	2,434
0631	STANDBY	583,445	896,217	873,072	614,952	657,996	704,058
0632	NIGHT WORK ALLOWANCES	2,643,824	2,295,446	2,310,844	2,301,203	2,462,287	2,634,648
0639	FIXED TRANSPORT ALLOW	1,282,330	662,558	1,385,732	1,999,665	2,139,641	2,289,416
0700	TEMPORARY STAFF	1,794,829	3,004,685	3,153,258	0	0	0
1270	INSURANCE - UIF	1,512,096	1,623,090	1,677,760	1,880,419	2,012,049	2,152,887
1275	INSURANCE - C.O.I.D	1,167,329	1,157,112	1,157,112	1,297,230	1,388,033	1,485,200
1538	SALGBC LEVY	53,563	58,994	62,848	73,238	78,368	83,851
Subtotal for Salaries		230,617,256	217,634,441	240,217,270	274,402,656	293,610,853	314,163,600

General Expenses

1000	ADVERTISING	178,049	302,554	187,122	313,792	347,456	371,777
1030	BACTERIOLOGICAL EXAMIN	22,683	31,319	31,319	32,666	122,139	130,689
1071	COMMUNITY BASED - VULINDLELA	545,626	327,223	327,223	272,095	291,142	311,522
1095	CONFERENCES	108,456	131,936	217,018	144,946	267,372	286,089
1100	CONSULTANTS FEES	0	64,738	35,228	67,522	57,600	61,633
1120	DECORATE CITY HALL SUR	10,958	17,117	17,117	17,853	15,229	16,295
1135	DISPLAYS	15,715	25,923	25,923	27,038	23,065	24,679
1140	DISTR. PLANT HIRE	215,426	229,824	229,824	191,105	410,439	439,170
1150	DRIVER PERMITS	1,396	1,962	1,962	1,631	1,745	1,867
1165	ELECTRICITY	2,432,066	2,152,932	2,161,214	2,225,408	2,009,105	2,149,739
1180	ENTERTAINMENT	11,626	8,916	10,562	9,300	13,777	14,741
1195	EXTERNAL SERVICES	5,386,465	3,765,746	3,784,935	3,891,332	3,371,432	3,607,431
1200	EXTRAORDINARY	3,788,241	3,639,291	3,899,698	3,789,311	3,489,432	3,733,689
1210	FOOD	32,048	45,164	45,164	47,107	40,183	42,997
1215	FUEL	88,838	90,000	160,000	93,870	80,076	85,681
1235	HIRE CHARGES	5,046,893	3,224,322	3,265,419	3,399,822	3,422,122	3,661,674
1237	HERBICIDES	51,126	65,417	65,417	68,230	58,205	62,280
1255	INSTITUTIONAL SUBS.	0	1,126	1,126	1,174	1,002	1,072
1265	INSURANCE - GENERAL	3,177,409	2,495,925	2,472,699	2,537,017	2,220,713	2,376,168
1280	INTEREST ON DEPOSITS	40,706	0	0	0	0	0
1305	LAUNDRY	1,491	4,863	4,074	5,072	4,326	4,630

The Msunduzi Municipality
Operating Estimate 2008/2009



<i>Vote</i>	<i>Description</i>	<i>2007-2008 Act Exp</i>	<i>2008-2009 Approved</i>	<i>2008-2009 Revised Budget</i>	<i>2009-2010 Budget</i>	<i>2010-2011 Budget</i>	<i>2011-2012 Budget</i>
1320	LOCOMOTION	2,711,747	1,968,803	2,155,579	2,053,463	2,784,361	2,979,262
1325	LONG SERVICE	23,750	11,685	15,835	11,871	10,396	11,122
1326	LOST BOOKS REPLACEMENT	35,931	48,879	40,252	50,981	2,883,396	3,085,234
1340	MEDICAL EXAMINATIONS A	753	4,404	2,154	4,593	13,311	14,241
1345	MEDICAL SUPPLIES	326,551	352,917	362,924	368,093	327,036	349,930
1371	VULINDLELA OPERATING COSTS	2,518,815	1,000,000	931,172	1,043,000	988,593	1,057,795
1385	PAUPER BURIALS	47,545	92,153	92,153	96,116	81,992	87,731
1425	PETROL & LUBRICANTS	3,772,942	5,553,203	5,553,203	6,723,949	4,940,869	5,286,734
1430	PLANT & EQUIPMENT	1,494,138	1,110,853	1,030,800	1,149,580	2,475,392	2,648,670
1440	POSTAGE STAMPS & TEL	42,866	50,179	48,332	52,337	45,718	48,918
1450	PRINTING & STATIONERY	1,126,189	627,778	629,788	648,424	664,089	710,576
1465	PUBLICATIONS	15,165	14,536	19,918	15,160	19,773	21,156
1475	RADIO LICENCES	24,453	30,560	30,560	31,873	27,191	29,095
1477	RADIO REPAIRS	43,638	44,952	44,952	46,885	39,996	42,795
1480	RATES	169	167	167	139	149	159
1485	REGISTRATION FEES	0	0	0		1,648	1,763
1520	RENTAL/ CAR HIRE	107,945	138,800	268,800	123,875	315,282	337,351
1521	PARKING - PROF NYEMBEZI BUILDING	9,360	0	0		0	0
1530	SAFETY MANAGEMENT - GE	1,649	1,665	1,665	1,737	1,481	1,585
1535	SAFETY PROMOTION	819	2,378	2,378	2,480	2,115	2,263
1541	CENTRAL SECURITY	11,049,414	9,697,143	12,697,143	10,114,120	8,627,874	9,231,826
1547	SPORTS DEVELOPMENT	7,345	10,223	10,223	10,663	9,096	9,733
1550	SEWERAGE & SANITATION	7,614	8,508	8,508	8,874	7,570	8,100
1555	STAFF APPRECIATION	21,572	19,997	28,253	19,500	19,224	20,570
1560	STORES & MATERIALS	3,097,192	2,929,924	2,948,608	3,255,507	3,226,851	3,452,723
1565	HERBICIDES	0	0	2,200		0	0
1570	SUBSISTENCE & TRAVEL	58,686	79,523	115,639	83,903	144,502	154,618
1575	SUNDRIES	129,424	166,395	173,426	171,598	148,043	158,409
1577	SMME'S REFUSE SERVICE	2,164,081	3,060,901	3,060,901	2,545,221	2,723,386	2,914,024
1578	SOFTWARE LICENCES	2,645	0	0		0	0
1583	TATHAM TRUST GRANT	1,152,196	1,208,471	1,078,471	1,260,435	1,075,217	1,150,483
1595	TELEPHONES - OFFICIAL	893,660	791,521	977,243	825,967	933,857	999,229
1600	CRICKET SERVICE CONTRACT	0	97,268	0	101,451	86,543	92,601
1605	TOWING-AWAY SERVICES	133,088	135,151	140,941	140,962	120,249	128,666
1635	UNIFORMS	1,247,434	1,692,443	1,698,397	1,739,296	1,730,751	1,851,907
1640	MIG PROJECTS - ADMIN COSTS	5,820	5,820	5,820	6,070	5,179	5,541
1642	WARD AIDS STRATEGY	328,863	334,005	304,005	348,367	297,175	317,978
1643	EXPENDITURE - CONDITIONAL GRANTS	3,170,740	2,484,757	5,265,442	2,591,602	1,741,482	1,863,386
1644	SPONSORSHIP - EXPENSES	335,601	0	0		0	0

The Msunduzi Municipality
Operating Estimate 2008/2009



<i>Vote</i>	<i>Description</i>	<i>2007-2008 Act Exp</i>	<i>2008-2009 Approved</i>	<i>2008-2009 Revised Budget</i>	<i>2009-2010 Budget</i>	<i>2010-2011 Budget</i>	<i>2011-2012 Budget</i>
1645	WATER	2,081,227	989,312	989,312	980,472	1,020,960	1,092,428
1670	WORLD AIDS DAY	21,661	23,100	24,310	24,093	20,553	21,991
8239	CLEARING OF VACANT LAND	-22,653	0	0		0	0
Subtotal for General Expenses		59,345,253	51,414,672	57,702,518	53,788,948	53,807,860	57,574,416

Income Foregone

1013	CONCESSIONS - AUTOMATIC INDIGENTS REBATE	1,838,347	1,661,740	1,661,740	1,661,740	1,778,062	1,902,526
1014	CONCESSIONS - APPLIED INDIGENTS REBATE	543,798	505,059	505,059	505,059	540,413	578,242
1026	CONCESSIONS - SPECIAL REBATE - BUSINESS	57,986	80,678	80,678	80,678	86,325	92,368
Subtotal for Income Foregone		2,440,131	2,247,477	2,247,477	2,247,477	2,404,800	2,573,136

Repairs & Maintenance

3005	MAINTENANCE - BUILDINGS	609,463	677,093	6,851,815	717,718	767,955	821,716
3035	CLEANING	92,018	141,974	141,974	150,492	161,026	172,299
3075	GROUNDS	772,734	314,122	349,122	332,969	356,277	381,214
3090	MAINTENANCE AGREEMENTS	708,602	921,909	867,599	977,223	1,045,628	1,118,821
3092	MAINTENANCE TRACKING	27,498	18,562	18,562	19,676	21,053	22,526
3115	PLANT AND EQUIPMENT	919,589	988,749	978,405	1,048,073	1,121,439	1,199,939
3130	RADIO EQUIPMENT	9,159	12,458	12,458	13,205	14,129	15,118
3145	INTEGRATED MAINTENANCE PROGRAM	0	0	3,500,000	0	0	0
3200	VEHICLES	5,762,450	5,835,671	5,835,671	6,185,809	6,618,814	7,082,134
Subtotal for Repairs & Maintenance		8,901,513	8,910,538	18,555,606	9,445,165	10,106,321	10,813,767

Departmental Charges

5000	ACCOUNTS SECTION (TREA	1,275,091	1,255,939	1,255,939	1,718,405	1,838,693	1,967,402
5005	GENERAL ADMINISTRATION	39,292,406	50,077,918	50,077,918	55,447,451	59,328,772	63,481,786
5015	SUPERVISION	2,277,949	0	0	0	0	0
5017	DEPOT COSTS	0	641,092	641,092	1,232,168	1,318,420	1,410,709
5020	HEAD OFFICE - VEHICLE	149,429	322,103	304,103	453,037	484,751	518,682
5021	INFORMATION SYSTEM	2,605,530	5,051,161	5,051,161	5,177,329	5,539,713	5,927,546
5023	PC SUPPORT	449,562	835,924	835,924	856,804	916,776	980,952
5025	RENT - INTERNAL	772,426	772,426	772,426	0	0	0
5026	RENT - CITY HALL	99,332	139,246	139,246	167,865	179,616	192,189
5027	RENT - CITY ENGINEERS	580,719	1,072,998	1,072,998	1,220,898	1,306,362	1,397,808
5028	RENT - FIRE ADMINISTRA	95,911	290,728	290,728	198,693	212,601	227,483

The Msunduzi Municipality
Operating Estimate 2008/2009



<i>Vote</i>	<i>Description</i>	<i>2007-2008 Act Exp</i>	<i>2008-2009 Approved</i>	<i>2008-2009 Revised Budget</i>	<i>2009-2010 Budget</i>	<i>2010-2011 Budget</i>	<i>2011-2012 Budget</i>
5029	RENT - PROF NYEMBEZI BUILDING	80,057	47,061	47,061	47,030	50,322	53,845
5030	SECURITY	4,953,346	5,707,446	5,707,446	6,164,045	6,595,520	7,057,213
5031	TELEPHONES-CENTRAL EXCHANGE	829,591	1,306,280	1,306,280	1,534,293	1,641,683	1,756,622
5032	TRANSPORT - INTERNAL	0	8,820	8,820	9,367	10,023	10,725
Subtotal for Departmental Charges		53,461,349	67,529,142	67,511,142	74,227,385	79,423,252	84,982,962

Depreciation

4060	DEPRECIATION	13,597,741	17,468,790	17,468,790	17,149,881	18,350,370	19,634,897
8308	OFFSET DEPRECIATION	0	-843,993	-843,993	-1,102,134	-1,179,283	-1,261,833
Subtotal for Depreciation		13,597,741	16,624,797	16,624,797	16,047,747	17,171,087	18,373,064

Interest

4025	INTEREST - LONG TERM - RMB/INCA	2,295,311	2,655,278	2,655,278	9,120,677	9,759,124	10,442,264
4026	INTEREST - LONG TERM - DBSA	2,825,606	4,279,925	4,279,925	3,613,295	3,866,223	4,136,861
Subtotal for Interest		5,120,917	6,935,203	6,935,203	12,733,972	13,625,347	14,579,125

Lease

4035	INTEREST - LONG TERM - LEASES : MOTOR VEHICLE	1,463,390	1,287,596	1,287,596	1,434,243	1,534,641	1,642,065
4037	INTEREST - LONG TERM - LEASES : MOTOR VEHICLE SECURITY SYSTEM	241,681	292,450	292,450	292,450	312,924	334,828
Subtotal for Lease		1,705,071	1,580,046	1,580,046	1,726,693	1,847,565	1,976,893

Charge Outs

9044	LESS CHARGED TO TRADIN	-10,082,129	-9,697,143	-9,697,143	-10,472,914	-11,206,018	-11,990,439
9048	LESS CHARGED ADMINISTR	-172,503	-423,009	-423,009	-289,097	-309,334	-330,987
9064	LESS CHARGED TO GENERA	-4,210,724	-4,130,492	-4,130,492	-5,223,593	-5,589,245	-5,980,492
Subtotal for Charge Outs		-14,465,356	-14,250,644	-14,250,644	-15,985,604	-17,104,597	-18,301,918

Subtotal for Expenditure	360,723,875	358,625,672	397,123,415	428,634,439	454,892,488	486,735,045
---------------------------------	--------------------	--------------------	--------------------	--------------------	--------------------	--------------------

Total for Community Services	!69,426,837	!74,754,879	!07,318,772	!44,559,293	!64,932,085	!90,477,412
-------------------------------------	--------------------	--------------------	--------------------	--------------------	--------------------	--------------------

<i>Vote</i>	<i>Description</i>	<i>2007-2008</i> <i>Act Exp</i>	<i>2008-2009</i> <i>Approved</i>	<i>2008-2009</i> <i>Revised Budget</i>	<i>2009-2010</i> <i>Budget</i>	<i>2010-2011</i> <i>Budget</i>	<i>2011-2012</i> <i>Budget</i>
-------------	--------------------	------------------------------------	-------------------------------------	---	-----------------------------------	-----------------------------------	-----------------------------------

Infrastructure Services

The Msunduzi Municipality
Operating Estimate 2008/2009



<i>Vote</i>	<i>Description</i>	<i>2007-2008 Act Exp</i>	<i>2008-2009 Approved</i>	<i>2008-2009 Revised Budget</i>	<i>2009-2010 Budget</i>	<i>2010-2011 Budget</i>	<i>2011-2012 Budget</i>
<u>Income</u>							
<u>Income</u>							
8000	HULLETS EXTN CHARGE	-1,584,946	0	0	0	0	0
8004	SUNDRY INCOME - TELEPHONES	-35,610	-20,584	-20,584	-36,837	-39,416	-42,175
8006	MISCELLANEOUS INCOME	-500	0	0	0	0	0
8010	ACCOUNTING	-494,330	-430,500	-430,500	-551,467	-590,070	-631,375
8030	SEWERAGE - INTEREST ACCRUED	-2,362,921	-2,188,160	-2,188,160	-2,309,652	-2,471,328	-2,644,321
8033	WATER - TRADE EFFLUENT - INTEREST ACCRUED	-82,728	-72,744	-72,744	-72,744	-77,836	-83,285
8034	WATER CONSUMTION - INTEREST ACCRUED	-11,670,287	-8,932,152	-8,932,152	-9,024,796	-9,656,532	-10,332,489
8049	BULK KVA	-189,822,288	-157,648,159	-170,101,143	-206,286,249	-220,726,286	-236,177,126
8052	BULK KWH	-164,824,707	-170,701,611	-184,185,716	-216,280,227	-231,419,843	-247,619,232
8058	BUS TERMINUS	-133,275	-131,658	-131,658	-145,377	-155,553	-166,442
8061	ELECTRICITY - FIXED CHARGES - INTEREST ACCRUED	-691,834	-759,504	-759,504	-941,510	-1,007,416	-1,077,935
8062	ELECTRICITY - BASIC - INTEREST ACCRUED	-1,238,668	-1,192,800	-1,192,800	-1,274,919	-1,364,163	-1,459,655
8064	ELECTRICITY - CONSUMPTION - INTEREST ACCRUED	-4,263,451	-4,090,488	-4,090,488	-3,464,837	-3,707,376	-3,966,892
8065	SERVICES - BALANCE B/FWB - INTEREST ACCRUED	-777,127	-871,704	-871,704	-723,694	-774,353	-828,557
8094	CITY PROPERTIES - OTHER	-16,914	0	0	-17,762	-19,005	-20,336
8127	CORPORATE SERVICES	-4,758	0	0	0	0	0
8154	DOMESTIC AMPERE CHARGE	-52,292,928	-58,209,548	-62,807,652	-77,623,108	-83,056,726	-88,870,696
8157	DOMESTIC KWH CHARGE	-94,564,479	-105,334,960	-113,655,606	-139,692,117	-149,470,565	-159,933,505
8230	INSURANCE RECOVERIES - INTERNAL	-13,332	-11,153	-37,348	0	0	0
8231	INSURANCE RECOVERIES - INTERNAL CAPITAL	0	0	-11,412	0	0	0
8289	KWH CHARGE	-44,136,041	-49,210,684	-54,097,947	-58,073,800	-62,138,966	-66,488,694
8316	MCB CHARGES	0	-500	-500	-500	-535	-572
8322	METER TEST & SALE OF M	-2,693	-6,818	-6,818	-49,472	-52,935	-56,640
8328	MISCELLANEOUS LIGHTING	-283,365	-278,250	-278,250	-335,059	-358,513	-383,609
8336	EQUITABLE SHARE	-58,752,040	-61,401,032	-61,401,032	-45,009,059	-48,160,763	-51,532,016
8376	OTHER AMPERE CHARGE	-34,006,921	-38,044,418	-41,049,632	-50,242,789	-53,759,784	-57,522,969
8382	OUT OF BOROUGH LIGHTING	-148,920	-110,250	-110,250	-158,151	-169,222	-181,067
8388	PARKING	-558,166	-563,329	-563,329	-598,255	-640,133	-684,942
8409	PRE-PAID METERS	0	-4,965,594	-4,965,594	0	0	0
8411	PRE-PAID METERS - SOBA	-410,829	0	0	-613,884	-656,856	-702,836
8412	PRE-PAID METERS - EASTWOOD	-2,522,059	0	-1,000,000	-3,992,800	-4,272,296	-4,571,357
8413	PRE-PAID METERS - SELG	-2,035,381	0	-1,000,000	-3,491,707	-3,736,126	-3,997,655

The Msunduzi Municipality
Operating Estimate 2008/2009



<i>Vote</i>	<i>Description</i>	<i>2007-2008 Act Exp</i>	<i>2008-2009 Approved</i>	<i>2008-2009 Revised Budget</i>	<i>2009-2010 Budget</i>	<i>2010-2011 Budget</i>	<i>2011-2012 Budget</i>
8414	PRE-PAID METERS - AMBLETON	-961,947	0	0	-474,482	-507,696	-543,234
8415	PRE-PAID METERS - MPUMUZA	-159,706	0	0	-172,221	-184,276	-197,176
8430	QUARTERS	-32,822	-50,206	-50,206	-60,424	-64,653	-69,180
8432	PRE-PAID METERS - FREESES BUTCHERY	-1,681,800	0	-1,000,000	-3,360,616	-3,595,859	-3,847,569
8434	PRE-PAID METERS - MAWELA TUCKSHOP	-541,465	0	0	-689,267	-737,516	-789,142
8435	PRE-PAID METERS - KHULA BOTTLE STORE	-802,845	0	0	-1,027,264	-1,099,172	-1,176,115
8439	RATEABLE PROPERTIES	-63,665,325	-60,182,101	-61,182,101	-64,394,848	-68,902,487	-73,725,661
8442	RECONNECTIONS	-7,053,174	-6,510,893	-6,510,893	-7,220,534	-7,725,971	-8,266,789
8445	REST ROOMS	-4,838	0	0	0	0	0
8447	PUBLIC TRANSPORT FACILITY - INCOME	-139,093	-128,300	-128,300	0	0	0
8489	MIG PROJECTS - ADMIN COSTS RECOVERY	-56,241	-48,837	-48,837	0	0	0
8491	GRANTS/ SUBSIDIES - OPERATING	-778,706	0	-270,632	0	0	0
8492	GRANTS/SUBSIDIES - CAPITAL	-88,750,488	0	-600,000	0	0	0
8496	MIG PMU INCOME	-1,533,261	-2,746,038	-2,746,038	-2,404,250	-2,572,548	-2,752,626
8502	SUB STATION	-1,144	-1,144	-1,144	-1,214	-1,298	-1,390
8506	SUNDRY	-3,748,659	-2,563,409	-2,563,409	-2,507,337	-2,682,851	-2,870,651
8511	SUPERVISION	-963,167	-1,105,000	-1,105,000	-543,538	-581,586	-622,296
8517	RENT - PARKING - PROF NYEMBEZI BUILDING	-109,080	-110,000	-110,000	-116,820	-124,997	-133,747
8517	RENTAL INCOME	-4,830,473	-4,874,961	-4,874,961	-5,177,209	-5,539,614	-5,927,387
8541	TEMPORARY INVESTMENTS	-148,803	0	0	0	0	0
8556	TRADE WASTE CONTROL	-4,711,195	-4,601,000	-4,601,000	-4,781,265	-5,115,954	-5,474,070
8562	TRAFFIC	-1,814	0	0	0	0	0
8571	TREE CUTTING	-441	-6,000	-6,000	-6,000	-6,420	-6,869
8595	WATER	-192,860,811	-199,654,291	-206,654,291	-209,638,005	-224,311,595	-240,013,407
Subtotal for Income		-1,041,268,796	-947,758,780	-1,006,415,335	-1,123,586,066	-1,202,237,090	-1,286,393,687
<u>Income Foregone</u>							
8651	INCOME FOREGONE - WATER	-4,677,406	-5,586,763	-5,586,763	-5,586,763	-5,977,836	-6,396,285
8652	INCOME FOREGONE - SEWER	-7,048,237	-7,144,108	-7,144,108	-7,144,108	-7,644,196	-8,179,289
8654	INCOME FOREGONE - ELECTRICITY	-50,531,818	-121,480,116	-121,480,116	-121,480,116	-129,983,724	-139,082,585
Subtotal for Income Foregone		-62,257,461	-134,210,987	-134,210,987	-134,210,987	-143,605,756	-153,658,159
Subtotal for Income		-	-	-	-	-	-
		1,103,526,25	1,081,969,76	1,140,626,32	1,257,797,05	1,345,842,84	1,440,051,84

The Msunduzi Municipality
Operating Estimate 2008/2009



<i>Vote</i>	<i>Description</i>	<i>2007-2008 Act Exp</i>	<i>2008-2009 Approved</i>	<i>2008-2009 Revised Budget</i>	<i>2009-2010 Budget</i>	<i>2010-2011 Budget</i>	<i>2011-2012 Budget</i>
Expenditure							
Salaries							
0024	TRANSITIONAL ALLOWANCES	188,921	2,934,899	230,264	0	0	0
0026	ACTING ALLOWANCE	653,506	0	0	0	0	0
0029	SALARIES - BASIC	85,660,626	91,261,899	100,828,823	109,248,901	116,896,322	125,079,068
0109	BONUS	7,225,337	7,326,343	7,326,343	9,104,076	9,741,363	10,423,258
0129	PROVIDENT	285,324	335,927	278,672	0	0	0
0149	SUPER FUND	8,470,548	9,249,833	10,000,997	0	0	0
0169	RETIRE FUND	5,882,646	6,520,861	6,599,516	0	0	0
0189	SALARIES - PROVIDENT FUND : NJMPF	2,403,558	1,601,632	2,743,112	23,220,450	24,845,882	26,585,092
0190	GEPF	1,270,653	1,419,017	1,338,358	0	0	0
0339	OVERTIME	9,186,564	8,017,225	8,002,225	6,762,415	7,235,784	7,742,288
0359	LEAVE CON	60,753	0	0	0	0	0
0399	MEDICAL AID	4,636,334	6,941,317	4,865,215	5,722,695	6,123,286	6,551,912
0569	HOUSING SUBSIDY	1,277,650	1,161,837	1,315,028	1,652,616	1,768,299	1,892,083
0589	LONG SERVICE	4,038,667	4,361,694	4,277,759	4,799,361	5,135,317	5,494,788
0629	SHIFT ALLOWANCE	45,358	108,203	52,798	60,664	64,909	69,456
0630	OPERATORS ALLOWANCES	31,661	93,967	36,966	68,892	73,715	78,875
0631	STANDBY	909,356	1,008,187	971,821	1,100,552	1,177,592	1,260,021
0632	NIGHT WORK ALLOWANCES	52,534	52,464	63,014	56,160	60,091	64,298
0639	FIXED TRANSPORT ALLOW	1,480,820	1,266,248	1,329,839	1,202,639	1,286,823	1,376,903
0700	TEMPORARY STAFF	3,039,098	2,328,437	3,178,686	0	0	0
1270	INSURANCE - UIF	916,106	925,388	985,091	1,141,453	1,221,356	1,306,846
1275	INSURANCE - C.O.I.D	794,092	946,430	946,430	1,061,043	1,135,312	1,214,788
1538	SALGBC LEVY	38,228	41,321	45,336	51,134	54,715	58,544
Subtotal for Salaries		138,548,340	147,903,129	155,416,293	165,253,051	176,820,766	189,198,220

General Expenses

1000	ADVERTISING	347,043	288,352	417,352	280,512	254,965	272,811
1024	AUDIT - CITY FLEET	147,042	17,850	27,350	18,618	1,235,741	1,322,243
1035	BAD DEBTS	0	4,974	4,974	0	0	0
1095	CONFERENCES	255,312	195,740	183,958	187,520	169,116	180,954
1130	DE-SILTING RIVERS / CA	0	11,000,000	8,900,000	11,473,000	5,931,558	6,346,767
1134	CLEARING OF LATRINES	53,948	8,275	58,275	6,881	7,363	7,878
1140	DISTR. PLANT HIRE	8,669,176	9,452,740	10,785,108	10,706,787	12,813,389	13,710,326
1150	DRIVER PERMITS	8,314	19,544	19,544	19,865	17,389	18,606
1165	ELECTRICITY	4,354,800	4,435,859	4,173,154	4,097,724	3,843,195	4,112,219
1180	ENTERTAINMENT	21,836	15,641	18,641	14,299	14,140	15,129

The Msunduzi Municipality
Operating Estimate 2008/2009



<i>Vote</i>	<i>Description</i>	<i>2007-2008 Act Exp</i>	<i>2008-2009 Approved</i>	<i>2008-2009 Revised Budget</i>	<i>2009-2010 Budget</i>	<i>2010-2011 Budget</i>	<i>2011-2012 Budget</i>
1195	EXTERNAL SERVICES	11,109,621	6,159,660	6,126,735	6,059,944	7,066,567	7,561,229
1200	EXTRAORDINARY	252,838	261,898	258,820	231,099	233,021	249,332
1203	EXTRA-CURRICULUM ACTIVITIES	7,250	7,250	0	7,562	0	0
1205	FESTIVAL LIGHTING	287,109	287,173	187,173	230,980	247,149	264,449
1218	FREE BASIC ELECRICITY	117,964	5,811,413	5,811,413	4,832,346	5,170,610	5,532,553
1235	HIRE CHARGES	3,873,020	2,495,294	3,645,294	3,490,669	3,634,873	3,889,315
1243	INDUSTRIAL CONNECTION	15,400	17,556	0	14,598	15,620	16,713
1255	INSTITUTIONAL SUBS.	3,496	6,980	6,980	5,804	6,210	6,645
1265	INSURANCE - GENERAL	4,555,656	4,959,408	4,822,600	4,527,062	4,412,551	4,721,428
1280	INTEREST ON DEPOSITS	1,382,582	0	0		0	0
1310	LEGAL CHARGES	0	0	27,880		41,192	44,075
1320	LOCOMOTION	1,036,600	931,003	1,030,626	785,979	752,604	805,286
1325	LONG SERVICE	64,008	60,888	62,446	55,427	40,590	43,430
1345	MEDICAL SUPPLIES	5,958	7,119	7,119	5,920	6,334	6,778
1355	METER READING - BULK	0	359	359	0	0	0
1360	MOTOR VEHICLE LICENCES	1,225,859	1,022,766	1,269,135	1,066,745	1,425,222	1,524,987
1371	VULINDLELA OPERATING COSTS	7,181,472	7,500,000	7,532,309	7,144,838	7,644,977	8,180,125
1372	BISHOPSTOWE OPERATING COSTS	0	150,000	0	124,729	133,460	142,802
1380	PARKING MANAGEMENT FEE	417,532	220,352	220,352	229,827	196,054	209,778
1400	PENSIONERS - COST OF L	105,629	110,624	110,624	91,987	98,426	105,316
1405	PENSIONERS - MEDICAL A	1,428,300	533,221	533,221	443,387	474,424	507,633
1410	PENSIONERS - PENSIONS	2,310	2,476	2,476	2,058	2,202	2,356
1425	PETROL & LUBRICANTS	13,347,327	16,125,525	21,275,525	16,544,751	24,919,046	26,663,382
1430	PLANT & EQUIPMENT	629,252	438,403	482,886	378,002	427,927	457,883
1440	POSTAGE STAMPS & TEL	9,262	13,589	14,589	13,837	13,770	14,734
1450	PRINTING & STATIONERY	593,231	475,343	555,307	449,466	459,587	491,758
1452	PROJECT INVESTIGATION	1,794,408	2,000,000	1,267,483	2,086,000	1,647,654	1,762,990
1453	PREPAID METER EXPENSES	306,738	380,000	352,244	315,980	338,099	361,766
1465	PUBLICATIONS	0	1,773	1,773	1,849	1,577	1,688
1475	RADIO LICENCES	15,253	20,394	20,394	16,958	18,145	19,415
1480	RATES	1,322,564	922,181	922,181	769,087	820,495	877,931
1519	RENTAL	85,011	0	0		0	0
1520	RENTAL/ CAR HIRE	64,520	33,101	147,101	34,010	22,712	24,302
1521	PARKING - PROF NYEMBEZI BUILDING	23,760	0	0		0	0
1535	SAFETY PROMOTION	1,839	2,068	2,068	1,719	1,839	1,968
1550	SEWERAGE & SANITATION	14,101	92,161	54,653	76,634	81,998	87,738
1555	STAFF APPRECIATION	20,280	26,180	26,180	20,091	20,434	21,864
1560	STORES & MATERIALS	6,032,495	6,289,379	7,160,140	6,403,777	6,698,339	7,167,220
1570	SUBSISTENCE & TRAVEL	193,290	163,153	226,676	151,935	154,041	164,823

The Msunduzi Municipality
Operating Estimate 2008/2009



<i>Vote</i>	<i>Description</i>	<i>2007-2008 Act Exp</i>	<i>2008-2009 Approved</i>	<i>2008-2009 Revised Budget</i>	<i>2009-2010 Budget</i>	<i>2010-2011 Budget</i>	<i>2011-2012 Budget</i>
1575	SUNDRIES	100,023	99,967	123,531	93,589	87,526	93,652
1580	SURVEY COSTS	2,230	2,040	52,040	1,696	1,815	1,942
1595	TELEPHONES - OFFICIAL	780,421	642,707	632,770	579,832	612,293	655,154
1610	DIRECTIONAL SIGNS	161,953	198,800	333,800	207,348	176,880	189,261
1633	PRIVATE PARTIES	938,863	0	0		0	0
1635	UNIFORMS	694,816	700,693	784,373	648,683	613,872	656,844
1640	MIG PROJECTS - ADMIN COSTS	56,241	113,884	113,884	67,844	0	0
1643	EXPENDITURE - CONDITIONAL GRANTS	227,480	1,045,626	810,818	527,174	1,980,688	2,119,336
1645	WATER	1,506,131	1,460,216	1,291,216	1,462,920	1,273,928	1,363,103
1647	WATER QUALITY TESTING	66,372	52,922	43,922	44,006	47,086	50,382
Subtotal for General Expenses		75,917,936	87,284,520	92,939,472	87,053,355	96,308,693	103,050,299

Income Foregone

1013	CONCESSIONS - AUTOMATIC INDIGENTS REBATE	6,696,117	6,303,875	6,303,875	6,304,875	6,745,146	7,217,306
1014	CONCESSIONS - APPLIED INDIGENTS REBATE	1,563,166	1,531,660	1,531,660	1,531,660	1,638,877	1,753,597
1016	CONCESSIONS - FREE BASIC WATER	899,806	875,461	875,461	875,461	936,743	1,002,315
1017	CONCESSIONS - UNBILLED WATER - LOW COST HOUSING	34,135,616	10,594,290	10,594,290	10,594,290	11,335,890	12,129,403
1018	CONCESSIONS - UNBILLED WATER - COMMUNAL STANDPIPES	-3,833,779	-10,321,236	-10,321,236	-10,321,236	-11,043,723	-11,816,783
1019	CONCESSIONS - RECHARGE - UNBILLED WATER - LOW COST HOUSING	-34,135,616	-10,594,290	-10,594,290	-10,594,290	-11,335,890	-12,129,403
1020	CONCESSIONS - RECHARGE - UNBILLED WATER - COMMUNAL STANDPIPES	3,834,180	10,321,236	10,321,236	10,321,236	11,043,723	11,816,783
1025	CONCESSIONS - NON-SEWERAGE USAGE	2,358,023	2,419,928	2,419,928	2,419,928	2,589,323	2,770,576
1027	CONCESSIONS - DISCOUNTS	101,943,268	115,668,722	115,668,722	115,667,722	165,456,783	188,287,477
1028	CONCESSIONS - BUSINESS INCENTIVES	3,848,591	5,207,353	5,207,353	5,207,353	5,571,868	5,961,898
1029	CONCESSIONS - DISCOUNTS	871,499	2,203,988	2,203,988	2,203,988	2,358,267	2,523,346
Subtotal for Income Foregone		118,180,871	134,210,987	134,210,987	134,210,987	185,297,007	209,516,515

Bulk Purchases

1300	K.V.A. (ELECTRICITY) -	321,275,361	381,235,962	415,984,278	521,985,266	558,524,235	597,620,931
1301	FREE BASIC ELECTRICITY	0	0	0	6,171,720	6,603,740	7,066,002
1630	BULK PURCHASES-WATER	154,408,972	157,658,000	155,295,000	150,343,719	160,867,779	172,128,524
1631	BULK PURCHASES-VULINDLELA	10,663,526	11,712,884	11,712,884	11,601,820	12,413,947	13,282,924
1632	BULK PURCHASES-BISHOPSTOWE	52,973	57,514	57,514	54,461	58,273	62,352

The Msunduzi Municipality
Operating Estimate 2008/2009



<i>Vote</i>	<i>Description</i>	<i>2007-2008 Act Exp</i>	<i>2008-2009 Approved</i>	<i>2008-2009 Revised Budget</i>	<i>2009-2010 Budget</i>	<i>2010-2011 Budget</i>	<i>2011-2012 Budget</i>
1633	BULK PURCHASES-SEWER DARVILL	29,048,824	48,034,871	45,034,871	51,013,033	54,583,945	58,404,821
Subtotal for Bulk Purchases		515,449,656	598,699,231	628,084,547	741,170,019	793,051,919	848,565,554

Restructuring Grant

3901	CHANGE MANAGEMENT & TRAINING	606,732	0	0	0	0	0
Subtotal for Restructuring Grant		606,732	0	0	0	0	0

Repairs & Maintenance

3005	MAINTENANCE - BUILDINGS	1,796,874	2,331,865	2,018,065	2,471,777	2,644,801	2,829,938
3006	BUILDINGS SECONDARY S/S	179,032	179,059	229,059	189,803	203,089	217,305
3020	CHURCHILL SQUARE	92,157	75,244	219,764	79,759	85,342	91,316
3035	CLEANING	584,416	360,898	1,375,898	382,552	409,330	437,984
3060	FAULTS H.V.	4,334,016	3,886,924	3,886,924	4,120,139	4,408,549	4,717,147
3065	FAULTS L.V.	3,022,835	2,520,474	2,520,474	2,671,703	2,858,723	3,058,833
3075	GROUNDS	230,722	231,084	185,384	244,949	262,096	280,442
3087	MAINS H.V.	1,799,841	1,600,000	1,600,000	1,696,000	1,814,720	1,941,750
3088	MAINS L.V.	3,884,871	3,432,427	3,432,427	3,638,373	3,893,059	4,165,573
3090	MAINTENANCE AGREEMENTS	399,206	474,221	466,614	502,674	537,860	575,511
3092	MAINTENANCE TRACKING	52,188	38,066	38,066	40,349	43,175	46,197
3115	PLANT AND EQUIPMENT	9,604,851	9,171,538	8,829,619	9,721,832	10,402,359	11,130,528
3116	FURNITURE AND EQUIPMENT	65,726	70,417	70,417	74,642	79,867	85,458
3118	PLANT EQUIPMENT STANDBY	2,649,879	2,400,000	2,400,000	2,544,000	2,722,080	2,912,626
3119	PLANT AND EQUIPMENT PRE PAYMEN	3,934,435	3,920,870	3,920,870	4,156,122	4,447,051	4,758,344
3120	MAINT SECONDARY S/S	2,909,939	2,500,000	2,500,000	2,650,000	2,835,500	3,033,985
3145	ROADS	1,607,022	2,500,000	2,261,000	2,650,000	2,835,500	3,033,985
3150	ROBOT COMPUTER ROOM	46,434	62,481	62,481	66,230	70,866	75,827
3155	ROBOT CONTROLLER	430,149	539,122	539,122	571,469	611,472	654,275
3160	ROBOT LAMPS	204,047	242,550	242,550	257,103	275,100	294,357
3165	ROBOT POWER SUPPLY	176,591	140,017	140,017	148,418	158,807	169,924
3175	SPARES	578	1,553	1,553	1,646	1,761	1,885
3180	TREE CUTTING - GENERAL	1,081,991	982,315	982,315	1,041,254	1,114,142	1,192,132
3200	VEHICLES	5,694,724	6,389,022	9,032,022	6,772,363	7,246,428	7,753,680
Subtotal for Repairs & Maintenance		44,782,524	44,050,147	46,954,641	46,693,157	49,961,677	53,459,002

Departmental Charges

5000	ACCOUNTS SECTION (TREA	36,033,592	35,547,698	35,547,698	48,637,196	52,041,800	55,684,725
------	------------------------	------------	------------	------------	------------	------------	------------

The Msunduzi Municipality
Operating Estimate 2008/2009



<i>Vote</i>	<i>Description</i>	<i>2007-2008 Act Exp</i>	<i>2008-2009 Approved</i>	<i>2008-2009 Revised Budget</i>	<i>2009-2010 Budget</i>	<i>2010-2011 Budget</i>	<i>2011-2012 Budget</i>
5005	GENERAL ADMINISTRATION	41,469,697	53,009,974	53,009,974	58,693,898	62,802,471	67,198,644
5015	SUPERVISION	6,826,566	23,740	23,740	0	0	0
5017	DEPOT COSTS	0	957,132	957,132	6,314,862	6,756,901	7,229,887
5020	HEAD OFFICE - VEHICLE	145,399	299,907	480,317	689,598	737,869	789,520
5021	INFORMATION SYSTEM	3,901,939	4,186,386	4,186,386	4,291,025	4,591,408	4,912,773
5022	OCCUPATIONAL HEALTH SE	0	246,208	246,208	258,373	276,459	295,811
5023	PC SUPPORT	589,621	1,023,162	1,023,162	1,048,738	1,122,152	1,200,697
5025	RENT - INTERNAL	596,115	596,115	596,115	0	0	0
5026	RENT - CITY HALL	91,691	132,420	132,420	159,636	170,811	182,767
5027	RENT - CITY ENGINEERS	518,212	760,964	760,964	865,856	926,464	991,320
5028	RENT - FIRE ADMINISTRA	35,346	0	0	0	0	0
5029	RENT - PROF NYEMBEZI BUILDING	261,239	285,268	285,268	285,080	305,035	326,389
5030	SECURITY	3,676,414	2,992,256	2,992,256	3,231,638	3,457,852	3,699,899
5031	TELEPHONES-CENTRAL EXCHANGE	1,655,158	652,782	652,782	766,723	820,389	877,828
5037	DISTRIBUTION - WAGES	36,895,899	52,112,354	52,112,354	56,617,636	60,580,871	64,821,531
5039	LEAVE/SICK PAY - DOWNT	13,313,416	19,265,170	19,265,170	18,922,417	20,246,986	21,664,275
Subtotal for Departmental Charges		146,010,304	172,091,536	172,271,946	200,782,676	214,837,468	229,876,066

Contributions

6005	CONTRIBUTION TO R&G SERVICE	0	74,840,488	74,840,488	97,095,698	103,892,397	111,164,865
Subtotal for Contributions		0	74,840,488	74,840,488	97,095,698	103,892,397	111,164,865

Metropolitan Contribution

6020	CONTRIBUTION TO METROPOLITAN PLANNING	369,300	369,300	369,300	369,300	395,151	422,812
Subtotal for Metropolitan Contribution		369,300	369,300	369,300	369,300	395,151	422,812

Provision For Bad Debts

6000	CONTRIBUTION TO BAD DEBTS	8,500,000	8,500,000	8,500,000	8,500,000	9,095,000	9,731,650
Subtotal for Provision For Bad Debts		8,500,000	8,500,000	8,500,000	8,500,000	9,095,000	9,731,650

Depreciation

4060	DEPRECIATION	58,534,593	66,668,694	66,668,694	76,187,562	81,520,691	87,227,142
8308	OFFSET DEPRECIATION	0	-7,869,499	-7,869,499	-10,246,750	-10,964,022	-11,731,504

The Msunduzi Municipality
Operating Estimate 2008/2009



<i>Vote</i>	<i>Description</i>	<i>2007-2008 Act Exp</i>	<i>2008-2009 Approved</i>	<i>2008-2009 Revised Budget</i>	<i>2009-2010 Budget</i>	<i>2010-2011 Budget</i>	<i>2011-2012 Budget</i>
Subtotal for Depreciation		58,534,593	58,799,195	58,799,195	65,940,812	70,556,669	75,495,638
<u>Interest</u>							
4010	INTEREST	754	0	0	0	0	0
4025	INTEREST - LONG TERM - RMB/INCA	8,609,410	8,431,153	8,431,153	18,960,381	20,287,608	21,707,739
4026	INTEREST - LONG TERM - DBSA	26,937,736	36,663,819	36,663,819	30,806,285	32,962,726	35,270,114
4028	INTEREST - LONG TERM - RMB	868,059	716,139	716,139	716,139	766,269	819,908
Subtotal for Interest		36,415,959	45,811,111	45,811,111	50,482,805	54,016,603	57,797,761
<u>Lease</u>							
4035	INTEREST - LONG TERM - LEASES : MOTOR VEHICLE	782,546	498,219	498,219	1,654,216	1,770,010	1,893,912
4037	INTEREST - LONG TERM - LEASES : MOTOR VEHICLE SECURITY SYSTEM	342,970	416,988	416,988	416,988	446,177	477,413
Subtotal for Lease		1,125,516	915,207	915,207	2,071,204	2,216,187	2,371,325
<u>Charge Outs</u>							
9000	LESS CHARGED OUT TO CC	-606,662	0	0	-644,275	-689,374	-737,630
9010	LESS CHARGED TO PETROL	0	-15,916,022	-15,916,022	-27,231,752	-29,137,975	-31,177,633
9012	LESS DOWN/TIME TO ITEM	-13,347,350	-19,265,170	-19,265,170	-23,922,417	-25,596,986	-27,388,775
9022	LESS CHARGED TO FOD IN	-838,018	-361,619	-361,619	-1,545,623	-1,653,817	-1,769,585
9024	LESS CHARGED TO HOUSIN	-560	-3,348	-3,348	-4,123	-4,412	-4,720
9036	LESS CHARGED TO OPERAT	-58,584,624	-77,547,409	-77,547,409	-74,108,439	-79,296,030	-84,846,752
9038	LESS CHARGED TO PRIVAT	-2,366,887	-869,837	-869,837	-3,213,115	-3,438,034	-3,678,695
9042	LESS CHARGED TO FOD	-7,729,898	-7,273,093	-7,273,093	-10,394,382	-11,121,988	-11,900,527
9048	LESS CHARGED ADMINISTR	-4,239,759	-6,400,635	-6,400,635	-7,050,216	-7,543,731	-8,071,792
9050	LESS CHARGED - CITY EN	-8,543,588	-5,046,210	-5,046,210	-8,009,167	-8,569,809	-9,169,696
9052	LESS CHARGED TO CAPITA	-2,362,774	-687,545	-687,545	-5,000,000	-5,350,000	-5,724,500
9064	LESS CHARGED TO GENERA	-3,700,795	-3,867,078	-3,867,078	-4,257,166	-4,555,168	-4,874,029
9066	LESS CHARGED - PROFESS	-69,222	-11,111	-11,111	-33,717	-36,078	-38,602
Subtotal for Charge Outs		-102,390,137	-137,249,077	-137,249,077	-165,414,392	-176,993,402	-189,382,936
Subtotal for Expenditure		1,042,051,594	1,236,225,774	1,281,864,110	1,434,208,672	1,579,456,135	1,701,266,771

The Msunduzi Municipality
Operating Estimate 2008/2009



<i>Vote</i>	<i>Description</i>	<i>2007-2008 Act Exp</i>	<i>2008-2009 Approved</i>	<i>2008-2009 Revised Budget</i>	<i>2009-2010 Budget</i>	<i>2010-2011 Budget</i>	<i>2011-2012 Budget</i>
<hr/>							
<hr/>							
Total for Infrastructure Services		-61,474,663	54,256,007	41,237,788	76,411,619	33,613,289	61,214,925

The Msunduzi Municipality
Operating Estimate 2008/2009



<i>Vote</i>	<i>Description</i>	<i>2007-2008 Act Exp</i>	<i>2008-2009 Approved</i>	<i>2008-2009 Revised Budget</i>	<i>2009-2010 Budget</i>	<i>2010-2011 Budget</i>	<i>2011-2012 Budget</i>
-------------	--------------------	------------------------------	-------------------------------	-------------------------------------	-----------------------------	-----------------------------	-----------------------------

Grand Total		-116,683,409	-7,257,764	-10,604,859	-1,627,349	-12,632,043	-18,448,011
--------------------	--	--------------	------------	-------------	------------	-------------	-------------

CAPITAL BUDGET

2009/2010



As at 24 March 2009

Contents

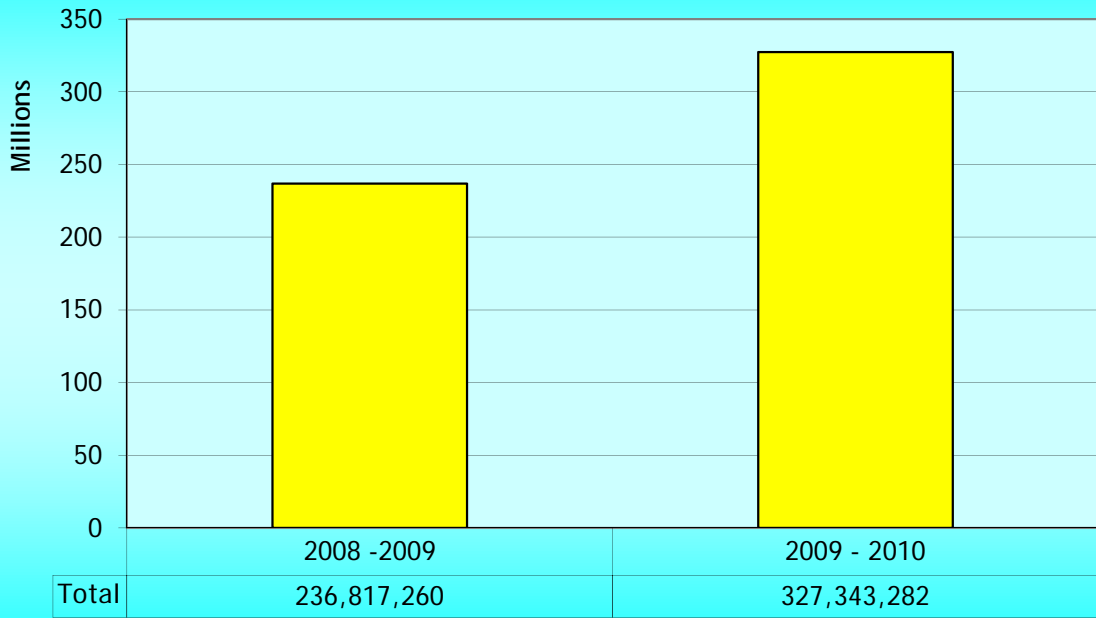
SBU Description	Page
Corporate Business Unit	1
Financial Services	5
Development Services	7
Corporate Services	11
Community Services	13
Infrastructure Services	35
Grand Total	49

The Msunduzi Municipality

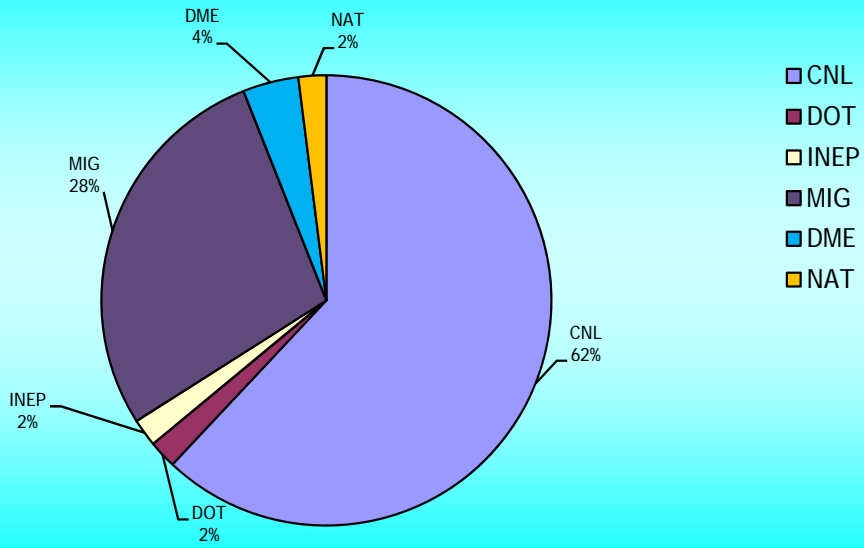
Capital Budget 2009 / 2010 Summary By Funding

<u>BUSINESS UNIT</u>	<u>CNL</u>	<u>DME</u>	<u>DOT</u>	<u>NDPG</u>	<u>INEP</u>	<u>MIG</u>	<u>TOTAL</u>
City Corporate	15,772,600	0	0	0	0	0	15,772,600
Financial Services	925,000						925,000
Community Services	36,790,000					17,348,080	54,138,080
Development Services	11,730,000			8,000,000			19,730,000
Infrastructure Services	124,800,000	12,000,000	7,737,000		6,573,000	74,257,602	225,367,602
Corporate Services	11,410,000						11,410,000
	201,427,600	12,000,000	7,737,000	8,000,000	6,573,000	91,605,682	327,343,282

Capital Estimates



Capex 2009-2010 Funding Sources



CORPORATE BUSINESS UNIT



<i>Dept No</i>	<i>Item No</i>	<i>Vote No</i>	<i>Line Item Description</i>	<i>Strategic Prioritisation</i>	<i>Project Prioritisation</i>	<i>Ward</i>	<i>IDP Project Code</i>	<i>Funding</i>	<i>2009-2010 Capital Budget</i>	<i>2009-2010 Operating Costs</i>	<i>2010-2011 Capital Budget</i>	<i>2011-2012 Capital Budget</i>
----------------	----------------	----------------	------------------------------	---------------------------------	-------------------------------	-------------	-------------------------	----------------	---------------------------------	----------------------------------	---------------------------------	---------------------------------

SBU Description: Speaker

Pm/Sem Description: Speaker

Dept No: 010

Dept Name: Council General Exp's

010	computers for wards		CNL	642,600
-----	---------------------	--	-----	---------

Summary for 'Dept' = Council General Exp's

Subtotal				642,600
-----------------	--	--	--	----------------

Summary for 'PmSemKey' = Speaker

Subtotal				642,600
-----------------	--	--	--	----------------

Summary for 'SBUCode' = Speaker

Subtotal				642,600
-----------------	--	--	--	----------------

Dept No	Item No	Vote	Line Item Description	Strategic Prioritisation	Project Prioritisation	Ward	IDP Project Code	Funding	2009-2010 Capital Budget	2009-2010 Operating Costs	2010-2011 Capital Budget	2011-2012 Capital Budget
---------	---------	------	-----------------------	--------------------------	------------------------	------	------------------	---------	--------------------------	---------------------------	--------------------------	--------------------------

SBU Description: Municipal Manager

Pm/Sem Description: Municipal Manager

Dept No: 011

Dept Name: City Manager

011	Furniture & computers							CNL	50,000			
-----	-----------------------	--	--	--	--	--	--	-----	--------	--	--	--

Summary for 'Dept' = City Manager

Subtotal									50,000			
-----------------	--	--	--	--	--	--	--	--	---------------	--	--	--

Dept No: 293

Dept Name: Civil Defence

293	629	1001	Replacement of Cameras	ongoing project			SAF005	CNL	1,380,000		1,587,000	1,825,000
-----	-----	------	------------------------	-----------------	--	--	--------	-----	-----------	--	-----------	-----------

293	629	1002	Edendale Development	organisational priority			SAF005	CNL	5,000,000		4,260,000	4,500,000
-----	-----	------	----------------------	-------------------------	--	--	--------	-----	-----------	--	-----------	-----------

Summary for 'Dept' = Civil Defence

Subtotal									6,380,000		5,847,000	6,325,000
-----------------	--	--	--	--	--	--	--	--	------------------	--	------------------	------------------

Dept No: 504

Dept Name: City Hall

504	632		CITY HALL REFURBISHMENT	Organisational Priority		ALL	SGE115	CNL	4,000,000		3,000,000	3,000,000
-----	-----	--	-------------------------	-------------------------	--	-----	--------	-----	-----------	--	-----------	-----------

504	632		NEW LIFT	Organisational Priority		ALL	SGE115	CNL	1,200,000			
-----	-----	--	----------	-------------------------	--	-----	--------	-----	-----------	--	--	--

504	632		CITY HALL - GENERAL FABRIC RENOVATIONS	Organisational Priority		ALL	SGE115	CNL	1,000,000		1,000,000	1,000,000
-----	-----	--	--	-------------------------	--	-----	--------	-----	-----------	--	-----------	-----------

504	632		CITY HALL NEW GENERATOR	Organisational Priority		ALL	SGE115	CNL	1,000,000			
-----	-----	--	-------------------------	-------------------------	--	-----	--------	-----	-----------	--	--	--

504	632		CITY HALL PLANT	Organisational Priority			SGE115	CNL	900,000		450,000	450,000
-----	-----	--	-----------------	-------------------------	--	--	--------	-----	---------	--	---------	---------

504	632		CITY HALL - CAR PARK GUARD HOUSES	Organisational Priority		ALL	SGE115	CNL	550,000		50,000	100,000
-----	-----	--	-----------------------------------	-------------------------	--	-----	--------	-----	---------	--	--------	---------

Summary for 'Dept' = City Hall

Subtotal									8,650,000		4,500,000	4,550,000
-----------------	--	--	--	--	--	--	--	--	------------------	--	------------------	------------------

Summary for 'PmSemKey' = Municipal Manager

Subtotal									15,080,000		10,347,000	10,875,000
-----------------	--	--	--	--	--	--	--	--	-------------------	--	-------------------	-------------------

<i>Dept No</i>	<i>Item No</i>	<i>Vote</i>	<i>Line Item Description</i>	<i>Strategic Prioritisation</i>	<i>Project Prioritisation</i>	<i>Ward</i>	<i>IDP Project Code</i>	<i>Funding</i>	<i>2009-2010 Capital Budget</i>	<i>2009-2010 Operating Costs</i>	<i>2010-2011 Capital Budget</i>	<i>2011-2012 Capital Budget</i>
<i>Summary for 'SBUCode' = Municipal Manager</i>												
Subtotal									15,080,000		10,347,000	10,875,000

FINANCIAL SERVICES



Dept No	Item No	Vote	Line Item Description	Strategic Prioritisation	Project Prioritisation	Ward	IDP Project Code	Funding	2009-2010 Capital Budget	2009-2010 Operating Costs	2010-2011 Capital Budget	2011-2012 Capital Budget
---------	---------	------	-----------------------	--------------------------	------------------------	------	------------------	---------	--------------------------	---------------------------	--------------------------	--------------------------

SBU Description: Financial Services

Pm/Sem Description: PM Expenditure

Dept No: 043

Dept Name: Creditors

043	630	1001	Revamp Creditors Reception area					CNL	85,000			
-----	-----	------	---------------------------------	--	--	--	--	-----	--------	--	--	--

Summary for 'Dept' = Creditors

Subtotal									85,000			
-----------------	--	--	--	--	--	--	--	--	---------------	--	--	--

Summary for 'PmSemKey' = PM Expenditure

Subtotal									85,000			
-----------------	--	--	--	--	--	--	--	--	---------------	--	--	--

Pm/Sem Description: PM Budget & Finance Management

Dept No: 012

Dept Name: Procurement

012	656	1001	Filing Cabinets					CNL	200,000			
-----	-----	------	-----------------	--	--	--	--	-----	---------	--	--	--

Summary for 'Dept' = Procurement

Subtotal									200,000			
-----------------	--	--	--	--	--	--	--	--	----------------	--	--	--

Dept No: 037

Dept Name: General Stores

037	629	1001	Stores Security system upgrade					CNL	50,000			
-----	-----	------	--------------------------------	--	--	--	--	-----	--------	--	--	--

037	630	1001	Construction of disposal holding area		Developmental Projects		AST020	CNL	250,000			
-----	-----	------	---------------------------------------	--	------------------------	--	--------	-----	---------	--	--	--

037	632		STORES BUILDING	Organisational Priority		ALL	SGE115	CNL	130,000		50,000	10,000
-----	-----	--	-----------------	-------------------------	--	-----	--------	-----	---------	--	--------	--------

037	632		STORES ADMIN BLOCK	Organisational Priority		ALL	SGE115	CNL	130,000		20,000	10,000
-----	-----	--	--------------------	-------------------------	--	-----	--------	-----	---------	--	--------	--------

037	632		STORES ROOF	Organisational Priority		ALL	SGE115	CNL	80,000		20,000	10,000
-----	-----	--	-------------	-------------------------	--	-----	--------	-----	--------	--	--------	--------

Summary for 'Dept' = General Stores

Subtotal									640,000		90,000	30,000
-----------------	--	--	--	--	--	--	--	--	----------------	--	---------------	---------------

<i>Dept No</i>	<i>Item No</i>	<i>Vote</i>	<i>Line Item Description</i>	<i>Strategic Prioritisation</i>	<i>Project Prioritisation</i>	<i>Ward</i>	<i>IDP Project Code</i>	<i>Funding</i>	<i>2009-2010 Capital Budget</i>	<i>2009-2010 Operating Costs</i>	<i>2010-2011 Capital Budget</i>	<i>2011-2012 Capital Budget</i>
<i>Summary for 'PmSemKey' = PM Budget & Finance Management</i>												
Subtotal									840,000		90,000	30,000
<i>Summary for 'SBUCode' = Financial Services</i>												
Subtotal									925,000		90,000	30,000

DEVELOPMENT SERVICES



Dept No	Item No	Vote	Line Item Description	Strategic Prioritisation	Project Prioritisation	Ward	IDP Project Code	Funding	2009-2010 Capital Budget	2009-2010 Operating Costs	2010-2011 Capital Budget	2011-2012 Capital Budget
---------	---------	------	-----------------------	--------------------------	------------------------	------	------------------	---------	--------------------------	---------------------------	--------------------------	--------------------------

SBU Description: Development Services

Pm/Sem Description: DMM: Development Services

Dept No: 242

Dept Name: Valuations

242	655	1009	COMPUTER HARDWARE			0		CNL	120,000			
242	655	1009	COMPUTERS					CNL	100,000			
242	655	1010	PLOTTER					CNL	150,000			
242	655	1011	PDA					CNL	100,000			
242	658	1012	DEDICATED VEHICLE VALUATIONS					CNL	100,000			

Summary for 'Dept' = Valuations

Subtotal **570,000**

Dept No: 511

Dept Name: Economic Affairs

511	606	1001	NEIGHBOURHOOD PARTNERSHIP					NAT	8,000,000		11,500,000	11,500,000
511	632		PUBLICITY HOUSE ROOF REPAIRS	Committed		ALL	SGE115	CNL	450,000		50,000	50,000
511	632		PUBLICITY HOUSE ELECTRICAL REPAIRS	Committed		ALL	SGE115	CNL	230,000		30,000	30,000
511	632		PUBLICITY HOUSE REHABILITATION OF EXTERIOR FAÇADE	Committed		ALL	SGE115	CNL	200,000		200,000	200,000
511	632		STREET TRADERS STALLS	Organisational Priority		ALL	SGE115	CNL	70,000		45,000	30,000

Summary for 'Dept' = Economic Affairs

Subtotal **8,950,000** **11,825,000** **11,810,000**

Dept No: 549

Dept Name: Town Planning (F.P.S)

549	659	3200	TOWN PLANNING DEDICATED VEHICLE			0		CNL	200,000			
-----	-----	------	---------------------------------	--	--	---	--	-----	---------	--	--	--

Summary for 'Dept' = Town Planning (F.P.S)

Subtotal **200,000**

Dept No	Item No	Vote	Line Item Description	Strategic Prioritisation	Project Prioritisation	Ward	IDP Project Code	Funding	2009-2010 Capital Budget	2009-2010 Operating Costs	2010-2011 Capital Budget	2011-2012 Capital Budget
---------	---------	------	-----------------------	--------------------------	------------------------	------	------------------	---------	--------------------------	---------------------------	--------------------------	--------------------------

Summary for 'PmSemKey' = DMM: Development Services

Subtotal 9,720,000 11,825,000 11,810,000

Pm/Sem Description: PM Investment Attraction Retention and Expansion

Dept No: 508

Dept Name: Airport

508	602	0901	MAINTENANCE OF DRAINAGE SYSTEMS					CNL	100,000			
508	616		CAPITAL MTCE - ORIBI AIRPORT - 300m SEWER	Organizational Priority			LEY110	CNL	400,000		400,000	400,000
508	616		CAPITAL MTCE - ORIBI AIRPORT - PROVIDING TAXIWAYS & CONNECTIONS TO NEW HANGERS	Organizational Priority			LEY110	CNL			400,000	400,000
508	616	0903	UPGRADING OF FIRE HYDRANTS					CNL	50,000			
508	630	0901	EXTENSION OF FIRE STATION					CNL	1,200,000			
508	631	0901	METEROLOGICAL EQUIPMENT					CNL	200,000			
508	632		Oribi Airport Terminal Building	Organisational Priority		ALL	SGE115	CNL	350,000		100,000	258,000
508	632		ORIBI STANDBY GENERATORS	Organisational Priority		ALL	SGE115	CNL	200,000		95,000	125,000
508	632		Oribi Airport Control Tower	Organisational Priority		ALL	SGE115	CNL	180,000		50,000	200,000
508	632		Oribi Airport Hangers	Organisational Priority		ALL	SGE115	CNL	150,000		45,000	100,000
508	642	0910	FEASIBILITY STUDY OF POSSIBLE RELOCATION OF AIRPORT					CNL	800,000			

Summary for 'Dept' = Airport

Subtotal 3,630,000 1,090,000 1,483,000

Dept No: 745

Dept Name: General Administration

745	616	0901	MARKET FLOOR EXPANSION					CNL	400,000			
745	616	0910	MAINTENANCE OF COLD ROOMS					CNL	650,000			
745	632		MUNICIPAL MARKET : COLDROOMS	Organisational Priority		ALL	SGE115	CNL			750,000	800,000
745	632		MUNICIPAL MARKET PLANT AND STANDBY GENERATOR	Organisational Priority		ALL	SGE115	CNL			400,000	500,000

<i>Dept No</i>	<i>Item No</i>	<i>Vote</i>	<i>Line Item Description</i>	<i>Strategic Prioritisation</i>	<i>Project Prioritisation</i>	<i>Ward</i>	<i>IDP Project Code</i>	<i>Funding</i>	<i>2009-2010 Capital Budget</i>	<i>2009-2010 Operating Costs</i>	<i>2010-2011 Capital Budget</i>	<i>2011-2012 Capital Budget</i>
745	632		MUNICIPAL MARKET : WATERPROOF FLAT ROOFS	Organisational Priority		ALL	SGE115	CNL			100,000	100,000
745	642	0901	FENCING OF THE MARKET FLOOR					CNL	150,000			
745	642	0902	MARKET FLOOR WASHER					CNL	250,000			
745	658	0911	HYSTER					CNL	250,000			
<i>Summary for 'Dept' = General Administration</i>												
Subtotal									1,700,000		1,250,000	1,400,000
<i>Summary for 'PmSemKey' = PM Investment Attraction Retention and Expansion</i>												
Subtotal									5,330,000		2,340,000	2,883,000

Pm/Sem Description: PM Infrastructure Planning and Survey

Dept No: 265

Dept Name: Administration

265	632		RENTED STOCK BUILDINGS	Organisational Priority		ALL	SGE115	CNL	3,200,000			7,500,000
265	655	0901	8XCOMPUTERS					CNL	60,000			
265	658	0901	4X 1.3 SEDAN VEHICLES					CNL	375,000			
265	658	0902	1X1.8 LDV BAKKIE					CNL	220,000			
265	658	0903	1X RIDE ON LAWNMOWER TRACTOR					CNL	80,000			
265	658	0904	1X2.4L TRACTOR					CNL	220,000			
265	658	0905	5X LIGHT WEIGHT BRUSH CUTTERS					CNL	60,000			
<i>Summary for 'Dept' = Administration</i>												
Subtotal									4,215,000			7,500,000

Dept No: 547

Dept Name: Building Survey

547	655	0901	COMPUTERS					CNL	150,000			
<i>Summary for 'Dept' = Building Survey</i>												
Subtotal									150,000			

<i>Dept No</i>	<i>Item No</i>	<i>Vote</i>	<i>Line Item Description</i>	<i>Strategic Prioritisation</i>	<i>Project Prioritisation</i>	<i>Ward</i>	<i>IDP Project Code</i>	<i>Funding</i>	<i>2009-2010 Capital Budget</i>	<i>2009-2010 Operating Costs</i>	<i>2010-2011 Capital Budget</i>	<i>2011-2012 Capital Budget</i>
Dept No: 560												
Dept Name: New Housing Projects												
560	649		HOUSING	Organisational Priority		VAR		DOH	0		11,300,000	11,900,000
560	658		VEHICLES REPLACEMENT	Organisational Priority		VAR		CNL	315,000			
<i>Summary for 'Dept' = New Housing Projects</i>												
Subtotal									315,000		11,300,000	11,900,000
<i>Summary for 'PmSemKey' = PM Infrastructure Planning and Survey</i>												
Subtotal									4,680,000		11,300,000	19,400,000
<i>Summary for 'SBUCode' = Development Services</i>												
Subtotal									19,730,000		25,465,000	34,093,000

CORPORATE SERVICES



Dept No	Item No	Vote	Line Item Description	Strategic Prioritisation	Project Prioritisation	Ward	IDP Project Code	Funding	2009-2010 Capital Budget	2009-2010 Operating Costs	2010-2011 Capital Budget	2011-2012 Capital Budget
---------	---------	------	-----------------------	--------------------------	------------------------	------	------------------	---------	--------------------------	---------------------------	--------------------------	--------------------------

SBU Description: Corporate Services

Pm/Sem Description: DMM: Corporate Services

Dept No: 501

Dept Name: Management

501	654	1001	Time Keeping System	Economic Benefit		all	AST020	CNL	3,000,000	100,000		
501	654	1002	Access Control System	Economic Benefit		all	AST020	CNL	2,000,000	200,000		
501	658	1002	Security System - cctv - Compen building	Maintenance		All	AST020	CNL	400,000	20,000		

Summary for 'Dept' = Management

Subtotal **5,400,000** **320,000**

Summary for 'PmSemKey' = DMM: Corporate Services

Subtotal **5,400,000** **320,000**

Pm/Sem Description: PM Human Resources Development

Dept No: 530

Dept Name: H.R.Training Section

530	630	1001	Training Centre	Economic Benefit		all	AST015	CNL	2,500,000			
530	655	1001	Computers	Maintenance		all	AST025	CNL	100,000			
530	655	1001	SPSS Analytical Data Software - HRD	Economic Benefit		All	AST025	CNL	50,000			

Summary for 'Dept' = H.R.Training Section

Subtotal **2,650,000**

Summary for 'PmSemKey' = PM Human Resources Development

Subtotal **2,650,000**

Pm/Sem Description: PM ICT - GDA

<i>Dept No</i>	<i>Item No</i>	<i>Vote</i>	<i>Line Item Description</i>	<i>Strategic Prioritisation</i>	<i>Project Prioritisation</i>	<i>Ward</i>	<i>IDP Project Code</i>	<i>Funding</i>	<i>2009-2010 Capital Budget</i>	<i>2009-2010 Operating Costs</i>	<i>2010-2011 Capital Budget</i>	<i>2011-2012 Capital Budget</i>
----------------	----------------	-------------	------------------------------	---------------------------------	-------------------------------	-------------	-------------------------	----------------	---------------------------------	----------------------------------	---------------------------------	---------------------------------

Dept No: 526

Dept Name: Information Services

526	654	1001	Plotter		Developmental Projects	all		CNL	110,000			
526	655	1001	WAN/LAN Integration		Economic Benefit	all	AST020	CNL	700,000	300,000		
526	655	1002	Upgrade Serve/Blade		Developmental Projects	all	AST015	CNL	2,500,000			

Summary for 'Dept' = Information Services

Subtotal **3,310,000** **300,000**

Dept No: 528

Dept Name: Central Telephone Exchange

528	655	1001	Computers		Maintenance	all	AST025	CNL	50,000			
-----	-----	------	-----------	--	-------------	-----	--------	-----	--------	--	--	--

Summary for 'Dept' = Central Telephone Exchange

Subtotal **50,000**

Summary for 'PmSemKey' = PM ICT - GDA

Subtotal **3,360,000** **300,000**

Summary for 'SBUCode' = Corporate Services

Subtotal **11,410,000** **620,000**

COMMUNITY SERVICES



Dept No	Item No	Vote	Line Item Description	Strategic Prioritisation	Project Prioritisation	Ward	IDP Project Code	Funding	2009-2010 Capital Budget	2009-2010 Operating Costs	2010-2011 Capital Budget	2011-2012 Capital Budget
---------	---------	------	-----------------------	--------------------------	------------------------	------	------------------	---------	--------------------------	---------------------------	--------------------------	--------------------------

SBU Description: Community Services

Pm/Sem Description: DMM: Community Services

Dept No: 285

Dept Name: GEDI

285	629	1001	URBAN AGRICULTURE-GREATER EDENDALE	ongoing project		various	LEY010	CNL	500,000		500,000	500,000
285	629	1002	WASTE RECYCLING PROJECT	committed project		various	LEY010	CNL	300,000		300,000	300,000
285	629	1003	GREGGETOWN GREENING PROJECT	organisational priority		20	ENV040	CNL	500,000			
285	654	1001	SAFE CITY (PMB) - Replacement spares for 15 cameras					CNL			1,587,000	1,835,050
285	654	1002	SAFE CITY (PMB) - Edendale					CNL	3,500,000		4,260,000	4,500,000
<i>Summary for 'Dept' = GEDI</i>												
Subtotal									4,800,000		6,647,000	7,135,050
<i>Summary for 'PmSemKey' = DMM: Community Services</i>												
Subtotal									4,800,000		6,647,000	7,135,050

Pm/Sem Description: PM Health and Welfare

Dept No: 347

Dept Name: Environmental Health

347	654	1001	Microscope for vector control	Legal-Statutory Requirements			HES035	CNL	35,119			
347	654	1002	Microscope for bacteriological sampling	Legal-Statutory Requirements			HES035	CNL	15,075			
347	654	1003	Autoclave Huxley 2 Halfbaskets 72l for strilising equipment	Legal-Statutory Requirements			HES035	CNL	45,916			
347	655	1001	Computer	Legal-Statutory Requirements			HES035	CNL	10,000			
347	655	1002	Computer	Legal-Statutory Requirements			HES035	CNL	10,000			

<i>Dept No</i>	<i>Item No</i>	<i>Vote</i>	<i>Line Item Description</i>	<i>Strategic Prioritisation</i>	<i>Project Prioritisation</i>	<i>Ward</i>	<i>IDP Project Code</i>	<i>Funding</i>	<i>2009-2010 Capital Budget</i>	<i>2009-2010 Operating Costs</i>	<i>2010-2011 Capital Budget</i>	<i>2011-2012 Capital Budget</i>
Summary for 'Dept' = Environmental Health												
Subtotal									116,110			
Dept No: 350												
Dept Name: O/Patient Services - General												
350	630	1001	New clinic structure at Masons Clinic.	Maintenance-Organisational Priority			HES015	CNL	1,500,000			
350	630	1002	Addition of 2 rooms to Impilwenhle Clinic	Maintenance-Organisational Priority			HES015	CNL	150,000			
350	630	1003	Addition of 2 rooms to Willowfountain Clinic	Maintenance-Organisational Priority			HES015	CNL	150,000			
350	630	1005	Addition of 2 rooms to Sinathing Clinic	Maintenance-Organisational Priority			HES015	CNL	150,000			
350	630	1006	Addition of 2 rooms to Esigodini Clinic	Maintenance-Organisational Priority			HES015	CNL	150,000			
350	630	1007	Provision of pallisade security fencing at Esigodini Clinic	Maintenance-Organisational Priority			HES015	CNL	100,000			
350	630	1008	Provision of pallisade security fencing at Willowfountain Clinic	Maintenance-Organisational Priority			HES015	CNL	100,000			
350	630	1009	Provision of pallisade security fencing at Northdale Clinic	Maintenance-Organisational Priority			HES015	CNL	100,000			
350	630	1010	Provision of pallisade security fencing at Impilwenhle Clinic	Maintenance-Organisational Priority			HES015	CNL	100,000			
350	630	1011	Provision of pallisade security fencing at Zwartkop Rd Clinic	Maintenance-Organisational Priority			HES015	CNL	100,000			
350	630	1012	Repairs to building housing the pharmacy	Legal-Statutory Requirements			HES015	CNL	100,000			
350	630	1013	Renovations to house at 144 Zwartkop Rd for use as clinic	Maintenance-Organisational Priority			HES015	CNL	100,000			
350	632		AZALEA CLINIC	Organisational Priority		ALL	SGE115	CNL			50,000	50,000
350	632		CENTRAL CITY CLINIC	Organisational Priority		ALL	SGE115	CNL			50,000	50,000
350	632		KEN COLLINS CLINIC	Organisational Priority		ALL	SGE115	CNL			50,000	50,000
350	632		MASONS CLINIC	Organisational Priority		ALL	SGE115	CNL			50,000	50,000
350	632		MOTHS CLINIC	Organisational Priority		ALL	SGE115	CNL			50,000	50,000

<i>Dept No</i>	<i>Item No</i>	<i>Vote</i>	<i>Line Item Description</i>	<i>Strategic Prioritisation</i>	<i>Project Prioritisation</i>	<i>Ward</i>	<i>IDP Project Code</i>	<i>Funding</i>	<i>2009-2010 Capital Budget</i>	<i>2009-2010 Operating Costs</i>	<i>2010-2011 Capital Budget</i>	<i>2011-2012 Capital Budget</i>
350	632		NORTHDALE CLINIC	Organistional Priority		ALL	SGE115	CNL			50,000	50,000
350	632		ORIBI CLINIC	Organistional Priority		ALL	SGE115	CNL			50,000	50,000
350	632		SCOTTSVILLE CLINIC	Organistional Priority		ALL	SGE115	CNL			50,000	50,000
350	632		SIGODINI CLINIC	Organistional Priority		ALL	SGE115	CNL			50,000	50,000
350	632		SINATHING CLINIC	Organistional Priority		ALL	SGE115	CNL			50,000	50,000
350	632		SOBANTU CLINIC	Organistional Priority		ALL	SGE115	CNL			50,000	50,000
350	632		STOTT ROAD CLINIC	Organistional Priority		ALL	SGE115	CNL			50,000	50,000
350	632		WILLOWFOUNTAIN CLINIC	Organistional Priority		ALL	SGE115	CNL			50,000	50,000
350	632		WOODLANDS CLINIC	Organistional Priority		ALL	SGE115	CNL			50,000	50,000
350	632		ASHDOWN CLINIC	Organistional Priority		ALL	SGE115	CNL			30,000	50,000
350	632		IMPILWENHLE CLINIC	Organistional Priority		ALL	SGE115	CNL			30,000	50,000
350	632		CHURCH STREET CLINIC	Organistional Priority		ALL	SGE115	CNL			20,000	50,000
350	632		COPEVILLE CLINIC	Organistional Priority		ALL	SGE115	CNL			20,000	50,000
350	632		DECCAN ROAD CLINIC	Organistional Priority		ALL	SGE115	CNL			20,000	50,000
350	632		EASTWOOD CLINIC	Organistional Priority		ALL	SGE115	CNL			20,000	50,000
350	632		ESIGODENI CLINIC	Organistional Priority		ALL	SGE115	CNL			20,000	50,000
350	632		GLENWOOD CLINIC	Organistional Priority		ALL	SGE115	CNL			20,000	50,000
350	632		GRANGE CLINIC	Organistional Priority		ALL	SGE115	CNL			20,000	50,000
350	632		KHAN ROAD CLINIC	Organistional Priority		ALL	SGE115	CNL			20,000	50,000
350	632		KWAPATA CLINIC	Organistional Priority		ALL	SGE115	CNL			20,000	50,000
350	632		JAN RICHTER CLINIC	Organistional Priority		ALL	SGE115	CNL			20,000	30,000

Summary for 'Dept' = O/Patient Services - General

Subtotal **2,800,000** **960,000** **1,280,000**

Dept No: 357

Dept Name: AIDS Training And Infection Centre

<i>Dept No</i>	<i>Item No</i>	<i>Vote</i>	<i>Line Item Description</i>	<i>Strategic Prioritisation</i>	<i>Project Prioritisation</i>	<i>Ward</i>	<i>IDP Project Code</i>	<i>Funding</i>	<i>2009-2010 Capital Budget</i>	<i>2009-2010 Operating Costs</i>	<i>2010-2011 Capital Budget</i>	<i>2011-2012 Capital Budget</i>
357	630	1001	Restoration of old bus depot premises in Doull Rd for office use	Maintenance-Organisational Priority				CNL	50,000			
357	655	1001	Computer	Maintenance-Organisational Priority				CNL	10,000			
357	655	1002	Computer	Maintenance-Organisational Priority				CNL	10,000			
<i>Summary for 'Dept' = AIDS Training And Infection Centre</i>												
Subtotal									70,000			
Dept No: 358												
Dept Name: Administration												
358	655	1001	Computer	Maintenance-Organisational Priority			HES015	CNL	10,000			
<i>Summary for 'Dept' = Administration</i>												
Subtotal									10,000			
<i>Summary for 'PmSemKey' = PM Health and Welfare</i>												
Subtotal									2,996,110		960,000	1,280,000

Pm/Sem Description: PM Risk Management

Dept No: 185												
Dept Name: Landfill Site												
185	607	1001	Air Monitoring	statutory requirement		ALL	WMS040	CNL		150,000	250,000	250,000
185	629	1001	Future Landfill Investigation	statutory requirement		ALL	WMS035	CNL		25,000	200,000	200,000
185	629	1002	Landfill Gas Extraction	statutory requirement		ALL	WMS040	CNL			500,000	500,000
185	629	1003	Development of Landfill Site	statutory requirement		ALL	WMS040	CNL	5,000,000	200,000		
185	632		LANDFILL SITE - OFFICE / WEIGH-BRIDGE	Organisational Priority		ALL	SGE115	CNL			18,000	20,000
185	655	1001	Computers Weighbridge	organisational priority		ALL	WMS040	CNL	100,000	15,000		100,000
<i>Summary for 'Dept' = Landfill Site</i>												
Subtotal									5,100,000	390,000	968,000	1,070,000

<i>Dept No</i>	<i>Item No</i>	<i>Vote</i>	<i>Line Item Description</i>	<i>Strategic Prioritisation</i>	<i>Project Prioritisation</i>	<i>Ward</i>	<i>IDP Project Code</i>	<i>Funding</i>	<i>2009-2010 Capital Budget</i>	<i>2009-2010 Operating Costs</i>	<i>2010-2011 Capital Budget</i>	<i>2011-2012 Capital Budget</i>
Dept No: 292												
Dept Name: Plant And Vehicles												
292	658	1001	MAJOR PUMPER	statutory requirement		ALL	FIR015	CNL			1,600,000	
<i>Summary for 'Dept' = Plant And Vehicles</i>												
Subtotal											1,600,000	
Dept No: 294												
Dept Name: Management And Administration												
294	630	1001	NEW VULINDLELA FIRE STATION	statutory requirement		ALL	FIR005	CNL	2,400,000			
294	630	1002	NEW NORTHDALE FIRE STATION	statutory requirement		ALL	FIR005	CNL	2,000,000			
294	630	1003	UPGRADE ASHBURTON FIRE STATION	statutory requirement		ALL	FIR005	CNL	1,000,000			
294	630	1004	UPGRADE EDENDALE FIRE STATION	statutory requirement		ALL	FIR005	CNL	330,000			
294	630	1005	OFFICE REFURBISHMENT	organisational priority		ALL	FIR005	CNL		10,000		100,000
294	654	1001	OFFICE EQUIPMENT	organisational priority		ALL	FIR015	CNL		15,000		20,000
<i>Summary for 'Dept' = Management And Administration</i>												
Subtotal									5,730,000	25,000		120,000
Dept No: 296												
Dept Name: Communication Centre												
296	630	1002	RENOVATIONS TO COMMUNICATIONS	organisational priority		ALL	FIR010	CNL	500,000	30,000		
296	654	1001	OFFICE EQUIPMENT	organisational priority		ALL	FIR010	CNL		5,000		20,000
296	654	1002	COMMUNICATIONS RADIO	organisational priority		ALL	FIR010	CNL	60,000	5,000		100,000
<i>Summary for 'Dept' = Communication Centre</i>												
Subtotal									560,000	40,000		120,000
Dept No: 297												
Dept Name: Training												
297	654	1001	COMMUNITY LIFE SAFETY TRAINING	organisational priority		ALL	FIR005	CNL	200,000			
297	654	1002	HOT WORKS	organisational priority		ALL	FIR025	CNL				100,000

<i>Dept No</i>	<i>Item No</i>	<i>Vote No</i>	<i>Line Item Description</i>	<i>Strategic Prioritisation</i>	<i>Project Prioritisation</i>	<i>Ward</i>	<i>IDP Project Code</i>	<i>Funding</i>	<i>2009-2010 Capital Budget</i>	<i>2009-2010 Operating Costs</i>	<i>2010-2011 Capital Budget</i>	<i>2011-2012 Capital Budget</i>
<i>Summary for 'Dept' = Training</i>												
Subtotal									200,000			100,000
Dept No: 299												
Dept Name: JSB - Out Of Borough												
299	654	1003	GYM EQUIPMENT	organisational priority		ALL	FIR005	CNL	40,000			
<i>Summary for 'Dept' = JSB - Out Of Borough</i>												
Subtotal									40,000			
Dept No: 301												
Dept Name: Canteen												
301	630	1001	CANTEEN REFURBISHMENT	organisational priority			FIR005	CNL		15,000		50,000
<i>Summary for 'Dept' = Canteen</i>												
Subtotal										15,000		50,000
Dept No: 302												
Dept Name: Operations												
302	630	1001	CAR PARK RESURFACE / CARPORTS	organisational priority		ALL	FIR005	CNL	200,000			
302	630	1002	REFURBISH TRAINING TOWER	organisational priority		ALL	FIR005	CNL	150,000			
302	654	1001	FIRE FIGHTING /GEN. EQUIPMENT	statutory requirement		ALL	FIR015	CNL				250,000
302	654	1002	RESCUE EQUIPMENT	statutory requirement		ALL	FIR015	CNL				150,000
302	654	1006	BREATHING APPARATUS & ACCESSORIES	statutory requirement		ALL	FIR015	CNL			100,000	50,000
302	654	1007	PLANT & EQUIPMENT	statutory requirement		ALL	FIR015	CNL		25,000	200,000	200,000
<i>Summary for 'Dept' = Operations</i>												
Subtotal									350,000	25,000	300,000	650,000
Dept No: 325												
Dept Name: Administration												
325	629	1001	Air conditioners	organisational priority			SAF010	CNL				80,000
325	630	1001	Building	organisational priority			SAF010	CNL				300,000
325	655	1001	50 Computes	organisational priority			SAF010	CNL				150,000

<i>Dept No</i>	<i>Item No</i>	<i>Vote</i>	<i>Line Item Description</i>	<i>Strategic Prioritisation</i>	<i>Project Prioritisation</i>	<i>Ward</i>	<i>IDP Project Code</i>	<i>Funding</i>	<i>2009-2010 Capital Budget</i>	<i>2009-2010 Operating Costs</i>	<i>2010-2011 Capital Budget</i>	<i>2011-2012 Capital Budget</i>		
325	656	1001	Furniture	organisational priority			SAF010	CNL				200,000		
<i>Summary for 'Dept' = Administration</i>														
Subtotal												730,000		
Dept No: 327														
Dept Name: Traffic Control/Law Enforcement														
327	630	1001	Surface of Traffic pound and extending of the pound	statutory requirement			SAF010	CNL				50,000		
327	630	1002	Junior Traffic Training Centre	statutory requirement			SAF010	CNL	150,000			100,000		
327	632		WASHINGTON ROAD PLANT	Organisational Priority		ALL	SGE115	CNL			200,000	400,000		
327	632	1001	Washington roof repairs	organisational priority			SAF010	CNL				100,000		
327	656	1001	Prolaser	organisational priority			SAF010	CNL	200,000		200,000	200,000		
327	656	1002	Drager Alcohol Testing Machine	organisational priority			SAF010	CNL	250,000			300,000		
327	656	1003	Alco meters	organisational priority			SAF010	CNL	200,000			250,000		
<i>Summary for 'Dept' = Traffic Control/Law Enforcement</i>														
Subtotal												800,000	400,000	1,400,000
Dept No: 328														
Dept Name: Security & Town Rangers														
328	629	1001	Weapons - 9mm Pistols	organisational priority			SAF010	CNL	140,000			140,000		
328	656	1001	Emergency generator - control room	organisational priority			SAF010	CNL	85,000		50,000	50,000		
328	656	1002	Control access gate	statutory requirement			SAF010	CNL				50,000		
328	656	1003	Alarm system on council property	organisational priority			SAF010	CNL	290,000			150,000		
<i>Summary for 'Dept' = Security & Town Rangers</i>														
Subtotal												515,000	50,000	390,000
Dept No: 346														
Dept Name: Occupational Health														
346	630	1001	Building Upgrade - City Engineer's Clinic	ongoing project			ORG045	CNL	300,000	25,000				
346	630	1002	Upgrading of offices	ongoing project			ORG045	CNL	1,000,000	25,000				

Dept No	Item No	Vote	Line Item Description	Strategic Prioritisation	Project Prioritisation	Ward	IDP Project Code	Funding	2009-2010 Capital Budget	2009-2010 Operating Costs	2010-2011 Capital Budget	2011-2012 Capital Budget	
Summary for 'Dept' = Occupational Health													
Subtotal									1,300,000	50,000			
Summary for 'PmSemKey' = PM Risk Management													
Subtotal									14,595,000	545,000	3,318,000	4,630,000	

Pm/Sem Description: PM Community Development

Dept No: 062

Dept Name: Natal Society Library

062	632		NATAL SOCIETY LIBRARY ; FAÇADE	Organistional Priority		ALL	SGE115	CNL			100,000	400,000
Summary for 'Dept' = Natal Society Library												
Subtotal											100,000	400,000

Dept No: 181

Dept Name: Public Conveniences

181	630	1001	2 x New Public Toilets (Raisethorpe & Edendale)	Maintenance-Organisational Priority			WMS020	CNL	1,000,000			
181	632		PUBLIC TOILETS : DEBBIE PLACE	Organistional Priority		ALL	SGE115	CNL			60,000	40,000
181	632		PUBLIC CONVENIENCES IMPROVEMENTS	Organistional Priority		ALL	SGE115	CNL			50,000	50,000
181	632		PUBLIC TOILETS : BOOM ST BUS / TAXI RANK	Organistional Priority		ALL	SGE115	CNL			50,000	50,000
181	632		PUBLIC TOILETS : LOOP & EAST ST	Organistional Priority		ALL	SGE115	CNL			50,000	50,000
181	632		WYLIE PARK COTTAGE REHABILITATION	Organistional Priority			SGE115	CNL			50,000	50,000
181	632		PUBLIC TOILETS : SLATTER STREET	Organistional Priority		ALL	SGE115	CNL			40,000	20,000
181	632		PUBLIC TOILETS : VICTORIA RD PISSOIR	Organistional Priority		ALL	SGE115	CNL			35,000	35,000
181	632		PUBLIC TOILETS : PINE ST TAXI RANK PISSOIR	Organistional Priority		ALL	SGE115	CNL			27,000	27,000
181	632		PUBLIC TOILETS : PUBLICITY HOUSE - MALE & FEMALE	Organistional Priority		ALL	SGE115	CNL			20,000	10,000
181	632		PUBLIC TOILETS : BOTANICAL GARDENS	Organistional Priority		ALL	SGE115	CNL			10,000	50,000
Summary for 'Dept' = Public Conveniences												
Subtotal									1,000,000		392,000	382,000

<i>Dept No</i>	<i>Item No</i>	<i>Vote</i>	<i>Line Item Description</i>	<i>Strategic Prioritisation</i>	<i>Project Prioritisation</i>	<i>Ward</i>	<i>IDP Project Code</i>	<i>Funding</i>	<i>2009-2010 Capital Budget</i>	<i>2009-2010 Operating Costs</i>	<i>2010-2011 Capital Budget</i>	<i>2011-2012 Capital Budget</i>
Dept No: 182												
Dept Name: Refuse Removal												
182	656	1001	1,75m3 Refuse bins (30 bins @ R17 000 ea)	Maintenance-Organisational Priority			WMS030	CNL	510,000			
182	656	1002	15m3 Refuse bins (10 bins @ R35 000 ea)	Maintenance-Organisational Priority			WMS030	CNL	350,000			
<i>Summary for 'Dept' = Refuse Removal</i>									860,000			
Subtotal												
Dept No: 184												
Dept Name: Garden Centres												
184	629	1001	2 x new garden sites in Imbali @ R1 500 000 ea	Maintenance-Organisational Priority			WMS020	CNL	1,500,000			
184	656	1001	20m3 Garden site containers (5 cont @ R46 000)	Maintenance-Organisational Priority			WMS030	CNL	230,000			
<i>Summary for 'Dept' = Garden Centres</i>									1,730,000			
Subtotal												
Dept No: 186												
Dept Name: General												
186	629	1001	Section 78 Waste Management Study	statutory requirement			WMS020	CNL	700,000			
<i>Summary for 'Dept' = General</i>									700,000			
Subtotal												
Dept No: 243												
Dept Name: Community Halls												
243	630		CALUZA SPORTS GROUND					MIG	2,848,080	0	0	0
243	630	1003	REFURBISH ROOF IMBALI HALL	Maintenance-Organisational Priority		32		CNL	200,000			
243	630	1006	REFURBISH ROOF TRURO COMPLEX	Maintenance-Organisational Priority		all		CNL	800,000			
243	632		KWANOSHEZI HALL					MIG	5,500,000	0	0	0
243	632		KWAQANDA HALL					MIG	4,500,000	0	0	0

<i>Dept No</i>	<i>Item No</i>	<i>Vote</i>	<i>Line Item Description</i>	<i>Strategic Prioritisation</i>	<i>Project Prioritisation</i>	<i>Ward</i>	<i>IDP Project Code</i>	<i>Funding</i>	<i>2009-2010 Capital Budget</i>	<i>2009-2010 Operating Costs</i>	<i>2010-2011 Capital Budget</i>	<i>2011-2012 Capital Budget</i>
243	632		SINATHINGI HALL					MIG	4,500,000	0	0	0
243	632		TRURO CIVIC CENTRE MUNICIPAL HALL & PLANT	Organistional Priority		ALL	SGE115	CNL			400,000	380,000
243	632		NHLAZATSHE COMMUNITY HALL	Organistional Priority		ALL	SGE115	CNL			80,000	50,000
243	632		ASHDOWN MUNICIPAL HALL	Organistional Priority		ALL	SGE115	CNL			70,000	50,000
243	632		DAMBUZA MUNICIPAL HALL	Organistional Priority		ALL	SGE115	CNL			70,000	50,000
243	632		IMBALI MUNICIPAL HALL	Organistional Priority		ALL	SGE115	CNL			70,000	50,000
243	632		KWA PATA UNIT MUNICIPAL HALL	Organistional Priority		ALL	SGE115	CNL			70,000	50,000
243	632		UNIT "N" MUNICIPAL HALL	Organistional Priority		ALL	SGE115	CNL			70,000	50,000
243	632		WESTGATE GRANGE MUNICIPAL HALL	Organistional Priority		ALL	SGE115	CNL			70,000	50,000
243	632		NORTHDALE MUNICIPAL HALL	Organistional Priority		ALL	SGE115	CNL			60,000	50,000
243	632		TAYLORS HALT MULTI PURPOSE CENTRE	Organistional Priority		ALL	SGE115	CNL			50,000	100,000
243	632		IMBALI UNIT J MUNICIPAL HALL	Organistional Priority		ALL	SGE115	CNL			50,000	50,000
243	632		Moses MABHIDA MULTIPURPOSE CENTRE	Organistional Priority		ALL	SGE115	CNL			50,000	50,000
243	632		SOBANTU MUNICIPAL HALL	Organistional Priority		ALL	SGE115	CNL			50,000	50,000
243	632		WINSTON CHURCHILL MUNICIPAL HALL	Organistional Priority		ALL	SGE115	CNL			50,000	50,000
243	632		GLENWOOD MUNICIPAL HALL	Organistional Priority		ALL	SGE115	CNL			50,000	30,000
243	632		A.F. WOOD MUNICIPAL HALL	Organistional Priority		ALL	SGE115	CNL			40,000	50,000
243	632		EASTWOOD MUNICIPAL HALL	Organistional Priority		ALL	SGE115	CNL			40,000	50,000
243	632		FORTUNA COURT	Organistional Priority		ALL	SGE115	CNL			40,000	50,000
243	632		JEFFERSON COURT	Organistional Priority		ALL	SGE115	CNL			40,000	40,000
243	632		GEORGETOWN MUNICIPAL HALL	Organistional Priority		ALL	SGE115	CNL			30,000	50,000
243	632		WILLOW FLATS - STRUCTURAL FLATS	Organistional Priority		ALL	SGE115	CNL			30,000	50,000
243	632		WOODLANDS MUNICIPAL HALL	Organistional Priority		ALL	SGE115	CNL			30,000	50,000
243	632		PANORAMA MUNICIPAL HALL	Organistional Priority		ALL	SGE115	CNL			20,000	50,000
243	632		PLESSISLAER (VULINDLELA) MUNICIPAL HALL	Organistional Priority		ALL	SGE115	CNL			20,000	50,000

Dept No	Item No	Vote	Line Item Description	Strategic Prioritisation	Project Prioritisation	Ward	IDP Project Code	Funding	2009-2010 Capital Budget	2009-2010 Operating Costs	2010-2011 Capital Budget	2011-2012 Capital Budget
---------	---------	------	-----------------------	--------------------------	------------------------	------	------------------	---------	--------------------------	---------------------------	--------------------------	--------------------------

Summary for 'Dept' = Community Halls

Subtotal 18,348,080 0 1,550,000 1,550,000

Dept No: 392

Dept Name: Cemeteries

392	641	1001	Development of Hollingwood cemetery	Legal-Statutory Requirements		32		CNL	3,000,000			
-----	-----	------	-------------------------------------	------------------------------	--	----	--	-----	-----------	--	--	--

Summary for 'Dept' = Cemeteries

Subtotal 3,000,000

Dept No: 394

Dept Name: Crematoria

394	630	1001	Cremators	Legal-Statutory Requirements		32		CNL	130,640			
394	632		Azalea Cemetery	Organisational Priority		ALL	SGE115	CNL			50,000	50,000
394	632		Cremetorium 2	Organisational Priority		ALL	SGE115	CNL			50,000	50,000
394	632		Cremetorium1	Organisational Priority		ALL	SGE115	CNL			50,000	50,000
394	632		Snathing Cemetery	Organisational Priority		ALL	SGE115	CNL			50,000	50,000
394	632		Willowfountain Cemetery	Organisational Priority		ALL	SGE115	CNL			50,000	50,000
394	632		MOUNTAIN RISE CEM : CREMORNE - CREMATORIUM & OFFICES	Organisational Priority		ALL	SGE115	CNL			40,000	50,000
394	632		MOUNTAIN RISE CEM : OLD CREM & TOILETS	Organisational Priority		ALL	SGE115	CNL			30,000	50,000
394	632		MOUNTAIN RISE CEM : CREMORNE CHAPEL	Organisational Priority		ALL	SGE115	CNL			30,000	30,000
394	632		MOUNTAIN RISE CEM : DWELLING	Organisational Priority		ALL	SGE115	CNL			25,000	25,000
394	632		MOUNTAIN RISE CEM : LYTCHGATE	Organisational Priority		ALL	SGE115	CNL			10,000	15,000
394	632		MOUNTAIN RISE CEM : CREMATORIUM - CHAPEL	Organisational Priority		ALL	SGE115	CNL			10,000	10,000

Summary for 'Dept' = Crematoria

Subtotal 130,640 395,000 430,000

Dept No: 402

Dept Name: District North

<i>Dept No</i>	<i>Item No</i>	<i>Vote</i>	<i>Line Item Description</i>	<i>Strategic Prioritisation</i>	<i>Project Prioritisation</i>	<i>Ward</i>	<i>IDP Project Code</i>	<i>Funding</i>	<i>2009-2010 Capital Budget</i>	<i>2009-2010 Operating Costs</i>	<i>2010-2011 Capital Budget</i>	<i>2011-2012 Capital Budget</i>
402	630	1008	Lotus park toilets	Maintenance-Organisational Priority		31		CNL				23,416
402	630	1009	Hatcheries toilets	Maintenance-Organisational Priority		31		CNL				23,416
402	630	1010	Hatcheries road	Maintenance-Organisational Priority		31		CNL				40,979
402	632		HATCHERIES PUBLIC	Organisational Priority		ALL	SGE115	CNL			10,000	80,000
402	641	1001	Copesville park - development	Developmental Projects		32		CNL				93,667
402	641	1002	Lotus Park reinstate roads	Maintenance-Organisational Priority		all		CNL				175,626
402	641	1005	Hatcheries park- upgrade offices	Maintenance-Organisational Priority		31		CNL			22,365	
402	641	1006	Lotus Park fencing (Depot)	Maintenance-Organisational Priority		31		CNL				23,416
402	656	1001	replace amazone mowers x 2	organisational priority		31		CNL				281,002
402	656	1002	Hatcheries park - wishing well	Maintenance-Organisational Priority		all		CNL				23,416
402	656	1003	Replace ride on mower x 7	organisational priority		31		CNL	100,000			327,836
402	656	1004	Replace pro-cut mowers x 2	organisational priority		31		CNL				187,335
402	658	1004	tractor replacement x 8	organisational priority		31		CNL				1,654,000
402	658	1005	Hydro mower, replace slasher mowers x 6	organisational priority		31		CNL	300,000			
402	658	1006	Replace LDV x 7	organisational priority		31		CNL				662,000
402	658	1007	Replace trucks x 2 and crane grab	organisational priority		31		CNL	690,300			
402	658	1008	Replace radios x 12	organisational priority		31		CNL				21,075
402	658	1009	Specialised equipment for aerovators, fertilizer sprayerhydro-tower, back blade, scarifer, top soil spreader,tractor trailers/tractor small for abov	organisational priority		31		CNL	60,000			761,049
402	658	1010	Eastwood Library	Maintenance-Organisational Priority				CNL			33,548	
<i>Summary for 'Dept' = District North</i>												
Subtotal									1,150,300		65,913	4,378,233

<i>Dept No</i>	<i>Item No</i>	<i>Vote</i>	<i>Line Item Description</i>	<i>Strategic Prioritisation</i>	<i>Project Prioritisation</i>	<i>Ward</i>	<i>IDP Project Code</i>	<i>Funding</i>	<i>2009-2010 Capital Budget</i>	<i>2009-2010 Operating Costs</i>	<i>2010-2011 Capital Budget</i>	<i>2011-2012 Capital Budget</i>
Dept No: 404												
Dept Name: District Central												
404	632		SWIMMING POOLS - BUILDINGS	Organisational Priority		ALL	SGE115	CNL			200,000	400,000
404	632		ALEX PARK : NURSERY STAFF ABLUTIONS	Organisational Priority		ALL	SGE115	CNL			120,000	100,000
404	632		SAX YOUNG BUILDING E	Organisational Priority		ALL	SGE115	CNL			70,000	100,000
404	632		ALEX PARK : ADMIN BUILDING	Organisational Priority		ALL	SGE115	CNL			50,000	50,000
404	632		OLYMPIC SWIMMING POOL : BUILDINGS	Organisational Priority		ALL	SGE115	CNL			30,000	50,000
404	641	1002	Urban greening and replacementof street trees	Maintenance-Organisational Priority		31		CNL	500,000			
404	641	1010	Revamp Wylie park cottage	Maintenance-Organisational Priority		30		CNL				80,000
<i>Summary for 'Dept' = District Central</i>												
Subtotal									500,000		470,000	780,000
Dept No: 406												
Dept Name: District South												
406	641	1001	Replace Alex park playground equipment	Maintenance-Organisational Priority		30		CNL				60,000
406	641	1003	Campsdrift facilities	Maintenance-Organisational Priority		30		CNL				100,000
<i>Summary for 'Dept' = District South</i>												
Subtotal												160,000
Dept No: 412												
Dept Name: District West												
412	630	1001	Upgrade Edendale depot sheds	organisational priority		30		CNL			100,000	
412	641	1001	Upgrade of floodlights Edendale	Developmental Projects		30		CNL			200,000	200,000
412	641	1002	Build changerooms unit 18 sports field	Developmental Projects		30		CNL				500,000
412	641	1004	Purchase of movable stands	Maintenance-Organisational Priority		32		CNL				100,000
412	641	1005	Upgrade pitches Edendale	Maintenance-Organisational Priority		35		CNL			100,000	100,000

<i>Dept No</i>	<i>Item No</i>	<i>Vote</i>	<i>Line Item Description</i>	<i>Strategic Prioritisation</i>	<i>Project Prioritisation</i>	<i>Ward</i>	<i>IDP Project Code</i>	<i>Funding</i>	<i>2009-2010 Capital Budget</i>	<i>2009-2010 Operating Costs</i>	<i>2010-2011 Capital Budget</i>	<i>2011-2012 Capital Budget</i>
412	641	1006	Development of Park Edendale		Developmental Projects	29		CNL			250,000	300,000
412	641	1007	Street trees/ suburbs/new area developments		Developmental Projects			CNL			178,925	187,335
412	641	1008	upgrade unit 1 sports field		Maintenance-Organisational Priority			CNL			80,000	80,000
412	641	1009	Ablution facilities at France sports field		Developmental Projects			CNL	500,000		500,000	500,000
412	656	1001	Purchase Goal Posts		Maintenance-Organisational Priority	32		CNL	200,000		100,000	100,000
412	656	1004	Purchase of amazone		organisational priority	32		CNL	400,000			
412	656	1006	Purchase of new slashers		organisational priority	32		CNL	270,000			
412	658	1001	Purchase of trailers		organisational priority	35		CNL	210,000			
412	658	1003	Purchase of LDV		organisational priority	35		CNL				500,000
412	658	1004	Purchase of truck		organisational priority	35		CNL				500,000

Summary for 'Dept' = District West

Subtotal **1,580,000** **1,508,925** **3,067,335**

Dept No: 431

Dept Name: Sports Grounds

431	630	1001	Additional floodlights		Developmental Projects	29		CNL				538,588
431	630	1005	Refurbish hall		Maintenance-Organisational Priority	35		CNL				23,416
431	630	1006	Ashalt car park/hall		Maintenance-Organisational Priority	35		CNL				351,253
431	641	1001	Repairs to palisade fencing		Maintenance-Organisational Priority	35		CNL				23,416
431	641	1002	Spectator stands x 20		Maintenance-Organisational Priority	35		CNL				351,253
431	641	1003	Top-soil		Maintenance-Organisational Priority	35		CNL				140,501
431	654	1001	Sports equipment		Developmental Projects	35		CNL				23,416

Summary for 'Dept' = Sports Grounds

Subtotal **1,451,843**

<i>Dept No</i>	<i>Item No</i>	<i>Vote</i>	<i>Line Item Description</i>	<i>Strategic Prioritisation</i>	<i>Project Prioritisation</i>	<i>Ward</i>	<i>IDP Project Code</i>	<i>Funding</i>	<i>2009-2010 Capital Budget</i>	<i>2009-2010 Operating Costs</i>	<i>2010-2011 Capital Budget</i>	<i>2011-2012 Capital Budget</i>
Dept No: 432												
Dept Name: Alexandra Swimming Bath												
432	641	1002	UPGRADE EXISTING FILTRATION PIPING AT POOLS	Maintenance-Organisational Priority		28		CNL	140,000			
<i>Summary for 'Dept' = Alexandra Swimming Bath</i>												
Subtotal									140,000			
Dept No: 437												
Dept Name: Buchanan St Swimming Bath												
437	641	1001	REFURBISH SAND FILTER AND EXTERIOR PIPING	Maintenance-Organisational Priority		28		CNL	130,000			
<i>Summary for 'Dept' = Buchanan St Swimming Bath</i>												
Subtotal									130,000			
Dept No: 446												
Dept Name: Copesville Sports Facilities												
446	629	1001	Sports equipment	Developmental Projects		34		CNL				23,416
446	630	1001	Hard court facility phase 2	Developmental Projects		28		CNL				46,833
446	632		COPEVILLE STADIUM BUILDING	Organisational Priority		ALL	SGE115	CNL			100,000	100,000
<i>Summary for 'Dept' = Copesville Sports Facilities</i>												
Subtotal											100,000	170,249
Dept No: 448												
Dept Name: Unit N Sports Facilities												
448	641	1001	Upgrade Unit N sports field	Maintenance-Organisational Priority		34		CNL			80,000	
<i>Summary for 'Dept' = Unit N Sports Facilities</i>												
Subtotal											80,000	
Dept No: 449												
Dept Name: Willowfountain Sport Facilities												
449	641	1001	Repair ablution facilities Willowfountain sportsfield	Maintenance-Organisational Priority				CNL			300,000	

<i>Dept No</i>	<i>Item No</i>	<i>Vote</i>	<i>Line Item Description</i>	<i>Strategic Prioritisation</i>	<i>Project Prioritisation</i>	<i>Ward</i>	<i>IDP Project Code</i>	<i>Funding</i>	<i>2009-2010 Capital Budget</i>	<i>2009-2010 Operating Costs</i>	<i>2010-2011 Capital Budget</i>	<i>2011-2012 Capital Budget</i>
<i>Summary for 'Dept' = Willowfountain Sport Facilities</i>												
Subtotal											300,000	
Dept No:	452											
Dept Name:	Dambuza Sports Facilities											
452	641	1001	Upgrade dambuza sports hall	Maintenance-Organisational Priority		34		CNL			150,000	
<i>Summary for 'Dept' = Dambuza Sports Facilities</i>												
Subtotal											150,000	
Dept No:	453											
Dept Name:	Sinathing Sports Facilities											
453	632		SINATHINGI UNIT "L" SPORTS FACILITY	Organisational Priority		ALL	SGE115	CNL			80,000	100,000
<i>Summary for 'Dept' = Sinathing Sports Facilities</i>												
Subtotal											80,000	100,000
Dept No:	454											
Dept Name:	Esigodini Sports Facilities											
454	632		ESIGODINI UNIT "K" SPORTS FACILITY	Organisational Priority		ALL	SGE115	CNL			60,000	70,000
<i>Summary for 'Dept' = Esigodini Sports Facilities</i>												
Subtotal											60,000	70,000
Dept No:	456											
Dept Name:	Eastwood Sports Facilities											
456	630	1002	Replace concrete fencing	Maintenance-Organisational Priority		34		CNL				84,300
456	630	1005	Sports equipment	Developmental Projects		34		CNL				23,416
456	632		EASTWOOD STADIUM BUILDING MTCE	Organisational Priority		ALL	SGE115	CNL				100,000
<i>Summary for 'Dept' = Eastwood Sports Facilities</i>												
Subtotal												207,716
Dept No:	457											
Dept Name:	Alex:Maurer Sports Facilities											

<i>Dept No</i>	<i>Item No</i>	<i>Vote</i>	<i>Line Item Description</i>	<i>Strategic Prioritisation</i>	<i>Project Prioritisation</i>	<i>Ward</i>	<i>IDP Project Code</i>	<i>Funding</i>	<i>2009-2010 Capital Budget</i>	<i>2009-2010 Operating Costs</i>	<i>2010-2011 Capital Budget</i>	<i>2011-2012 Capital Budget</i>		
457	632		ALEX BOWLING CLUB	Organisational Priority		ALL	SGE115	CNL				50,000		
<i>Summary for 'Dept' = Alex:Maurer Sports Facilities</i>														
Subtotal												50,000		
Dept No: 458														
Dept Name: Alex:Forsyth Sports Facilities														
458	641	1001	Forsythe facilities	Maintenance-Organisational Priority		34		CNL		15,000	200,000	100,000		
<i>Summary for 'Dept' = Alex:Forsyth Sports Facilities</i>														
Subtotal												15,000	200,000	100,000
Dept No: 459														
Dept Name: Orthmann Sports Facilities														
459	630	1002	Resurface kombi courts	Maintenance-Organisational Priority		34		CNL		35,046		351,253		
459	630	1003	Replace fencing	Maintenance-Organisational Priority				CNL				29,271		
459	630	1004	Goal posts	Maintenance-Organisational Priority		All		CNL				11,708		
459	630	1005	Sports equipment	Developmental Projects				CNL				23,416		
459	630	1006	Floodlights/ ugrade hard court	Maintenance-Organisational Priority		27/36		CNL			111,828	117,084		
459	632		OHRTMANN RD SPORTS FACILITY	Organisational Priority		ALL	SGE115	CNL			50,000	100,000		
<i>Summary for 'Dept' = Orthmann Sports Facilities</i>														
Subtotal												35,046	161,828	632,732
Dept No: 460														
Dept Name: Dales Park Sports Facilities														
460	632		DALES PARK BUILDING MTCE	Organisational Priority		ALL	SGE115	CNL				100,000		
<i>Summary for 'Dept' = Dales Park Sports Facilities</i>														
Subtotal												100,000		
Dept No: 462														
Dept Name: Imbali Stadium Sport Facilities														

<i>Dept No</i>	<i>Item No</i>	<i>Vote</i>	<i>Line Item Description</i>	<i>Strategic Prioritisation</i>	<i>Project Prioritisation</i>	<i>Ward</i>	<i>IDP Project Code</i>	<i>Funding</i>	<i>2009-2010 Capital Budget</i>	<i>2009-2010 Operating Costs</i>	<i>2010-2011 Capital Budget</i>	<i>2011-2012 Capital Budget</i>
462	632		IMBALI UNIT "N" SPORTS FACILITY	Organisational Priority		ALL	SGE115	CNL			50,000	100,000
<i>Summary for 'Dept' = Imbali Stadium Sport Facilities</i>												
Subtotal											50,000	100,000
Dept No: 463												
Dept Name: Ashdown Sports Facilities												
463	632		ASHDOWN SPORTS FACILITY	Organisational Priority		ALL	SGE115	CNL			100,000	120,000
<i>Summary for 'Dept' = Ashdown Sports Facilities</i>												
Subtotal											100,000	120,000
Dept No: 464												
Dept Name: Sobantu Sports Facilities												
464	630	1004	Sports equipment	Developmental Projects					CNL			23,416
464	630	1005	Top soil	Maintenance-Organisational Priority		27			CNL			23,416
464	632		SOBANTU SPORTS FACILITY	Organisational Priority		ALL	SGE115	CNL			100,000	100,000
<i>Summary for 'Dept' = Sobantu Sports Facilities</i>												
Subtotal											100,000	146,832
Dept No: 465												
Dept Name: Oval Sports Facilities												
465	632		OVAL ROOF REPAIRS	Organisational Priority		ALL	SGE115	CNL				150,000
<i>Summary for 'Dept' = Oval Sports Facilities</i>												
Subtotal												150,000
Dept No: 466												
Dept Name: Jan Smuts Sports Facilities												
466	641	1001	2nd phase: upgrade Oval floodlights	Maintenance-Organisational Priority		District Central			CNL		300,000	200,000
<i>Summary for 'Dept' = Jan Smuts Sports Facilities</i>												
Subtotal											300,000	200,000

<i>Dept No</i>	<i>Item No</i>	<i>Vote No</i>	<i>Line Item Description</i>	<i>Strategic Prioritisation</i>	<i>Project Prioritisation</i>	<i>Ward</i>	<i>IDP Project Code</i>	<i>Funding</i>	<i>2009-2010 Capital Budget</i>	<i>2009-2010 Operating Costs</i>	<i>2010-2011 Capital Budget</i>	<i>2011-2012 Capital Budget</i>
----------------	----------------	----------------	------------------------------	---------------------------------	-------------------------------	-------------	-------------------------	----------------	---------------------------------	----------------------------------	---------------------------------	---------------------------------

Dept No: 467

Dept Name: Northdale Sports Facilities

467	630	1006	Public ablution facilities	Maintenance-Organisational Priority		27/36		CNL				23,416
467	630	1007	Players changerooms	Maintenance-Organisational Priority		25		CNL				23,416
467	630	1012	Public stands	Maintenance-Organisational Priority		27		CNL				140,501
467	630	1014	Construct indoor multi purpose sport facility	Developmental Projects		36		CNL			3,914,001	
467	630	1019	Sports equipment	Developmental Projects		14		CNL				23,416
467	632		NORTHDALE STADIUM BUILDING MTCE	Organisational Priority		ALL	SGE115	CNL				100,000

Summary for 'Dept' = Northdale Sports Facilities

Subtotal **3,914,001** **310,749**

Dept No: 468

Dept Name: AB Jackson Sports Facilities

468	641	1001	AB Jackson grass field facilities	Maintenance-Organisational Priority		14		CNL				100,000
-----	-----	------	-----------------------------------	-------------------------------------	--	----	--	-----	--	--	--	---------

Summary for 'Dept' = AB Jackson Sports Facilities

Subtotal **100,000**

Dept No: 469

Dept Name: Woodlands Sports Facilities

469	630	1003	Replace palisade fencing	Maintenance-Organisational Priority		23		CNL				70,250
469	630	1004	Relace concrete fencing	Maintenance-Organisational Priority		16		CNL				70,250
469	630	1007	Sports equipment	Developmental Projects				CNL				23,416
469	632		WOODLANDS STADIUM BUILDING MTCE	Organisational Priority		ALL	SGE115	CNL				100,000

Summary for 'Dept' = Woodlands Sports Facilities

Subtotal **263,916**

<i>Dept No</i>	<i>Item No</i>	<i>Vote</i>	<i>Line Item Description</i>	<i>Strategic Prioritisation</i>	<i>Project Prioritisation</i>	<i>Ward</i>	<i>IDP Project Code</i>	<i>Funding</i>	<i>2009-2010 Capital Budget</i>	<i>2009-2010 Operating Costs</i>	<i>2010-2011 Capital Budget</i>	<i>2011-2012 Capital Budget</i>
----------------	----------------	-------------	------------------------------	---------------------------------	-------------------------------	-------------	-------------------------	----------------	---------------------------------	----------------------------------	---------------------------------	---------------------------------

Dept No: 472

Dept Name: Protea Sports Facilities

472	630	1002	Asphalt car park	Maintenance-Organisational Priority		18		CNL				292,711
472	630	1003	Refurbish palisade fencing	Maintenance-Organisational Priority		16		CNL				292,711
472	630	1004	Hall refurbish/ squash building	Maintenance-Organisational Priority				CNL				292,711
472	630	1005	Building refurbish block/ 1 & 2 Supervisors office	Maintenance-Organisational Priority				CNL				17,562
472	630	1007	Replace stands x 6	Maintenance-Organisational Priority				CNL				84,300
472	630	1009	Raingun/ Lay flats	Maintenance-Organisational Priority				CNL				26,344
472	632		PROTEA SQUASH COURTS	Organisational Priority		ALL	SGE115	CNL			50,000	100,000
472	632		PROTEA HALL	Organisational Priority		ALL	SGE115	CNL			50,000	50,000
472	632		PROTEA WALKERS TRACK	Organisational Priority		ALL	SGE115	CNL			20,000	50,000
472	641	1001	Floodlights upgrade soccer2	Developmental Projects				CNL				608,839
472	641	1002	Floodlights in car park security risk	Maintenance-Organisational Priority				CNL				21,660

Summary for 'Dept' = Protea Sports Facilities

Subtotal **120,000** **1,836,838**

Dept No: 475

Dept Name: Glenwood Sports Facilities

475	630	1005	Sports equipment	Developmental Projects				CNL				23,416
475	630	1006	Renovate hall	Maintenance-Organisational Priority				CNL				23,416

Summary for 'Dept' = Glenwood Sports Facilities

Subtotal **46,832**

Dept No: 480

Dept Name: Establishment

<i>Dept No</i>	<i>Item No</i>	<i>Vote</i>	<i>Line Item Description</i>	<i>Strategic Prioritisation</i>	<i>Project Prioritisation</i>	<i>Ward</i>	<i>IDP Project Code</i>	<i>Funding</i>	<i>2009-2010 Capital Budget</i>	<i>2009-2010 Operating Costs</i>	<i>2010-2011 Capital Budget</i>	<i>2011-2012 Capital Budget</i>
480	629	1001	AUDIOVISUAL & PA SYSTEM FOR LECTURE THEATRE	Organisational Priority			SGE130	CNL	100,000			
480	630	1001	REPLACING CARPETS THROUGHOUT GALLERY	Organisational Priority			SGE130	CNL	178,200			
480	630	1002	REPLACEMENT AND RENOVATION OF AIRCONDITIONING UNIT	Organisational Priority			SGE130	CNL	550,000	30,600		727,375
480	632		TATHAM ART GALLERY GENERATORS AND PLANT	Organisational Priority		ALL	SGE115	CNL			50,000	100,000
480	656	1001	PURCHASE OF ARTWORK	ongoing project			SGE130	CNL	115,750			127,500
<i>Summary for 'Dept' = Establishment</i>												
Subtotal									943,950	30,600	50,000	954,875
Dept No:		512										
Dept Name:		Libraries										
512	632		TRURO LIBRARY PLANT	Organisational Priority		ALL	SGE115	CNL			350,000	450,000
512	632		GEORGETOWN LIBRARY	Organisational Priority		ALL	SGE115	CNL			50,000	100,000
<i>Summary for 'Dept' = Libraries</i>												
Subtotal											400,000	550,000
Dept No:		513										
Dept Name:		The Msunduzi Municipal Library										
513	630	1001	PERIMETER FENCING MACS LIBRARY	Organisational Priority			SGE125	CNL	59,000			
513	630	1002	REFURBISH ASHDOWN LIBRARY	Organisational Priority			SGE125	CNL	70,000			
513	630	1003	SLIDING GATE MAIN LIBRARY	Organisational Priority			SGE125	CNL	45,000			
513	630	1005	REFURBISH TOILETS NORTHDALE LIBRARY	Organisational Priority			SGE125	CNL	120,000			
513	630	1006	REPLACEMENT SHELVING	Organisational Priority			SGE125	CNL	100,000			50,000
513	632		MAIN LIBRARY PLANT	Organisational Priority		ALL	SGE115	CNL			125,000	200,000
513	655	1001	COMPUTERS	Organisational Priority			SGE125	CNL				193,000
<i>Summary for 'Dept' = The Msunduzi Municipal Library</i>												
Subtotal									394,000		125,000	443,000

<i>Dept No</i>	<i>Item No</i>	<i>Vote</i>	<i>Line Item Description</i>	<i>Strategic Prioritisation</i>	<i>Project Prioritisation</i>	<i>Ward</i>	<i>IDP Project Code</i>	<i>Funding</i>	<i>2009-2010 Capital Budget</i>	<i>2009-2010 Operating Costs</i>	<i>2010-2011 Capital Budget</i>	<i>2011-2012 Capital Budget</i>
Dept No: 553												
Dept Name: Area Based Management												
553	629	1001	Infrastructure Network					CNL	150,000			
553	641	1001	Carport, Paving and Gates					CNL	375,000			
553	642	1001	Carpets and Blinds					CNL	120,000			
553	654	1001	Alarm System					CNL	375,000			
553	655	1001	Computers					CNL	120,000			
<i>Summary for 'Dept' = Area Based Management</i>									1,140,000			
Subtotal									1,140,000			
<i>Summary for 'PmSemKey' = PM Community Development</i>												
Subtotal									31,746,970	80,646	10,772,667	19,253,150
<i>Summary for 'SBUCode' = Community Services</i>												
Subtotal									54,138,080	625,646	21,697,667	32,298,200

INFRASTRUCTURE SERVICES



Dept No	Item No	Vote	Line Item Description	Strategic Prioritisation	Project Prioritisation	Ward	IDP Project Code	Funding	2009-2010 Capital Budget	2009-2010 Operating Costs	2010-2011 Capital Budget	2011-2012 Capital Budget
---------	---------	------	-----------------------	--------------------------	------------------------	------	------------------	---------	--------------------------	---------------------------	--------------------------	--------------------------

SBU Description: Infrastructure Services

Pm/Sem Description: DMM: Infrastructure Services

Dept No: 102

Dept Name: Customer Care

102	631		STREET NAME PLATES - (364 SIGNS)	Organisational Priority		ALL	SGE020	CNL			150,000	150,000
102	656		COMPUTER SOFTWARE - BLDGS ASSET MANAGEMENT	Organisational Priority		ALL	SGE115	CNL				425,000

Summary for 'Dept' = Customer Care

Subtotal **150,000** **575,000**

Summary for 'PmSemKey' = DMM: Infrastructure Services

Subtotal **150,000** **575,000**

Pm/Sem Description: PM Infrastructure Construction and Reconstruction

Dept No: 106

Dept Name: Municipal Offices

106	632		ELECTRICAL COMPLIANCE OF ALL MUNICIPAL BUILDINGS	Organisational Priority		ALL	SGE115	CNL			2,500,000	1,000,000
106	632		DISABLED ACCESS MUNICIPAL BUILDINGS	Committed		ALL	SGE115	CNL			500,000	500,000
106	632		A.S CHETTY BUILDING : CHILLED WATER PIPING	Committed		ALL	SGE115	CNL			500,000	50,000
106	632		A.S CHETTY BUILDING : AIRCONDITIONING UNITS	Organisational Priority		ALL	SGE115	CNL			420,000	420,000
106	632		A S CHETTY SPALLING REPAIRS	Organisational Priority		ALL	SGE115	CNL			300,000	300,000
106	632		A.S.CHETTY BUILDING : LIGHT FITTINGS	Committed		ALL	SGE115	CNL			300,000	300,000
106	632		A.S CHETTY BUILDING : WATERPROOF FLAT ROOFS - PLANT ROOM	Organisational Priority		ALL	SGE115	CNL			100,000	100,000
106	632		A.S. CHETTY BUILDING : ELECTRICAL COMPLIANCE	Committed		ALL	SGE115	CNL			50,000	50,000
106	632		A.S. CHETTY BUILDING : FLOOR REPAIRS	Committed		ALL	SGE115	CNL			50,000	50,000

<i>Dept No</i>	<i>Item No</i>	<i>Vote</i>	<i>Line Item Description</i>	<i>Strategic Prioritisation</i>	<i>Project Prioritisation</i>	<i>Ward</i>	<i>IDP Project Code</i>	<i>Funding</i>	<i>2009-2010 Capital Budget</i>	<i>2009-2010 Operating Costs</i>	<i>2010-2011 Capital Budget</i>	<i>2011-2012 Capital Budget</i>
106	632		A.S.CHETTY BUILDING : BUILDING FABRIC REPAIRS	Organisational Priority		ALL	SGE115	CNL			40,000	30,000
106	632		A.S. CHETTY BUILDING : SECURITY SYSTEM	Organisational Priority		ALL	SGE115	CNL			30,000	35,000
106	632		CONDUCTIVE WORKING CONDITIONS MUNICIPAL BUILDINGS	Committed		ALL	SGE115	CNL				1,000,000
106	632		ENERGY EFFICIENCY MUNICIPAL BUILDINGS	Committed		ALL	SGE115	CNL				500,000
<i>Summary for 'Dept' = Municipal Offices</i>												
Subtotal											4,790,000	4,335,000
Dept No: 124												
Dept Name: Roads General												
124	601		BACKLOG TO NEW RDS & S/W & UPGRADE OF EXISTING SUBSTANDARD LOW-COST HOUSING -LOT 182 SINATHINGI - DOH	Organizational Priority			RTS025	MIG			10,000,000	
124	601		BACKLOG TO NEW RDS & S/W & UPGRADE OF EXISTING SUBSTANDARD LOW-COST HOUSING - HANIVILLE	Committed		29	RTS025	CNL			4,800,000	
124	601		UPGRADE OF EXISTING SUBSTANDARD LOW-COST HOUSING - WILLOWFOUNTAIN AA - 4,3 Km [SURFACE ROADS IN PHASE 2 AND 3]	Organizational Priority		14	RTS025	CNL			3,600,000	1,500,000
124	601		BACKLOG TO NEW RDS & S/W & UPGRADE OF EXISTING SUBSTANDARD LOW-COST HOUSING - projects to be advised	Organizational Priority		VAR	RTS025	CNL			2,000,000	1,408,117
124	625		UPGRADING OF GRAVEL ROADS THROUGH BISLEY GAME RESERVE - ALMOND BANKS DEVELOPMENT - ROAD .	Committed		36	RTS025	CNL	2,200,000			
124	625		UPGRADING OF ROADS IN DEVELOPED AREAS - ASHBURTON, LYNNFIELD PARK, SHORTTS RETREAT INDUSTRIAL AREA AND SURROUNDING AREAS [NEW PROGRAM]	Organizational Priority			RTS025	CNL		67,900	3,830,000	1,830,000
124	625		UPGRADING OF GRAVEL ROADS FOR DEVELOPMENTS - EXTENSION OF MAYORS WALK FROM ORDNANCE TO EXCHANGE ROADS (ROAD BEHIND SPAR) .	Organizational Priority		27	RTS025	CNL			200,000	3,000,000
124	625		UPGRADING OF ACCESS GRAVEL ROADS FOR PRIVATE DEVELOPMENTS - TOWN BUSH ROAD .	Organizational Priority		25	RTS025	CNL			200,000	3,000,000
124	655		IT EQUIPMENT AND COMPUTERS	Organizational Priority		VAR	RTS025	CNL	50,000			80,000
124	656		PURCHASE OF FURNITURE	Organizational Priority		VAR	RTS065	CNL				30,000

Dept No	Item No	Vote	Line Item Description	Strategic Prioritisation	Project Prioritisation	Ward	IDP Project Code	Funding	2009-2010 Capital Budget	2009-2010 Operating Costs	2010-2011 Capital Budget	2011-2012 Capital Budget
Summary for 'Dept' = Roads General									2,250,000	67,900	24,630,000	10,848,117
Subtotal												
Dept No: 125												
Dept Name: Roads, Surface Repair, Etc												
125	601		UPGRADING DESIGN OF GRAVEL ROADS-VULINDLELA-D1140					CNL	6,000,000			
125	601		UPGRADING DESIGN OF GRAVEL ROADS - VULINDLELA - D 1140 - 1,7 2.1 km - Cllr Priority Project	Committed		9	RTS025	MIG	5,005,375			236,667
125	601		MACHIBISA,DAMBUZA ROADS					CNL	4,000,000			
125	601		SHAYAMOYA RD [WARD 11] - 1,0 km - Taxi Route (no formal road reserve)	Ongoing		11	RTS040	CNL	1,500,000			
125	601		UPGRADE RITCHIE ROAD					CNL	1,000,000			
125	601		UPGRADING OF GRAVEL ROADS - EDENDALE - WARD 11 - 7,0km - Sbhange Rd, Emhlangeni Rd, Draaihoek, Unit H Rd, Poyinandi Rd	Organizational Priority		11	RTS040	MIG			25,151,941	
125	601		UPGRADING OF GRAVEL ROADS - VULINDLELA - ROADS IDENTIFIED FOR CONSTRUCTION - PREVIOUS YEAR'S DESIGN PROJECTS	Organizational Priority		VAR	RTS025	MIG			9,468,059	
125	601		UPGRADING OF GRAVEL RDS - EDENDALE - Gravel/Gravseal to Asphalt Surface roads - Public Roads/Public Transport Roads (CAPITAL BUDGET BACKLOG AND 5YR	Organizational Priority			RTS040	CNL		239,000	8,175,000	1,600,000
125	601		UPGRADING OF GRAVEL ROADS - VULINDLELA - L Various Roads	Organizational Priority		VAR	RTS025	CNL			7,500,000	
125	601		UPGRADING OF GRAVEL RDS - EDENDALE - AZALEA CEMETARY RD (BULWER RD) - 8 km	Organizational Priority		10	RTS040	CNL			3,600,000	1,300,000
125	601		UPGRADING OF GRAVEL ROADS - EDENDALE - STATION ROAD (Raise & Widen the bridge)	Organizational Priority		11	RTS040	CNL			3,300,000	
125	601		UPGRADING OF GRAVEL ROADS - EDENDALE - HAREWOOD RD - 2,0 km	Organizational Priority		20	RTS040	CNL			2,325,000	
125	601		UPGRADING DESIGN OF GRAVEL ROADS - VULINDLELA - D 1134 - 2,1 km	Organizational Priority		5	RTS025	CNL			2,072,500	
125	601		UPGRADING OF GRAVEL ROADS - EDENDALE - MBANJWA RD - 2,0 km	Organizational Priority		20	RTS040	MIG			1,850,000	

<i>Dept No</i>	<i>Item No</i>	<i>Vote</i>	<i>Line Item Description</i>	<i>Strategic Prioritisation</i>	<i>Project Prioritisation</i>	<i>Ward</i>	<i>IDP Project Code</i>	<i>Funding</i>	<i>2009-2010 Capital Budget</i>	<i>2009-2010 Operating Costs</i>	<i>2010-2011 Capital Budget</i>	<i>2011-2012 Capital Budget</i>
125	601		UPGRADING OF GRAVEL RDS - EDENDALE - Public/Private Residential access roads - Graded to Asphalt Surface (CAPITAL BUDGET BACKLOG AND 5YR PLAN CAPI	Organizational Priority		VAR	RTS040	CNL		76,000	1,450,000	2,650,000
125	601		UPGRADING OF GRAVEL RDS - VULINDLELA - D 1139 - 2,1 km	Organizational Priority		8	RTS025	CNL			1,300,000	
125	601		UPGRADING OF GRAVEL ROADS - EDENDALE - WARD 12 - 13,5km - Gravel to Surface - Hlubi Road, Moscow 3 gravel roads, Blues Drive, Dumisano Shezi Rd, Nkosi	Organizational Priority		12	RTS040	CNL			1,000,000	1,000,000
125	601		UPGRADE OF GRAVEL ROADS - EDENDALE: PHASE 1 - DAMBUZA - KOMPOMPI; DANGER; MTHAYA; NOMPONJWANA; SHALAZA; MPINTSHA; ITHAWULA; MADLALA; LILLIAN; SITEBHI	Organizational Priority		21	RTS040	CNL			1,000,000	
125	601		UPGRADING DESIGN OF GRAVEL ROADS - VULINDLELA - D 1122 - 8,5 km	Organizational Priority		8	RTS025	CNL			800,000	
125	601		UPGRADING OF GRAVEL RDS - VULINDLELA - Local access roads - New roads - Tracks to Gravel roads	Organizational Priority		VAR	RTS025	CNL			550,000	750,000
125	601		BANK PROTECTION & EROSION PREVENTION - AS REQUIRED (MANDATORY BUDGET ALLOCATION)	Organizational Priority				CNL			400,000	400,000
125	601		UPGRADING OF GRAVEL RDS - VULINDLELA - Local access roads - New roads - Tracks to Gravel roads- Projects to be advised	Organizational Priority		VAR	RTS025	CNL			350,000	
125	601		UPGRADING OF GRAVEL ROADS - Feasibility desing and preliminary designs	Organizational Priority		VAR	RTS025	CNL			60,000	
125	601		UPGRADING OF GRAVEL ROADS - EDENDALE - WARD 10 - 1,85km	Organizational Priority		10	RTS040	MIG				25,500,000
125	601		UPGRADING OF GRAVEL ROADS - VULINDLELA - D 1137 - 1,2 km	Organizational Priority		2	RTS025	MIG				5,000,000
125	601		UPGRADING DESIGN OF GRAVEL ROADS - VULINDLELA - D 1128 - 6,9 km (Phase 1, 2 and 3) - Cllr Priority Project	Committed		5	RTS025	CNL				2,000,000
125	601		UPGRADING OF GRAVEL ROADS - EDENDALE - NEWTOWN RD - 5.0km	Organizational Priority		11	RTS040	CNL				1,780,000
125	601		UPGRADING OF GRAVEL ROADS - EDENDALE - WARD 15 - UNIT T - PHASE 3 - 4,0 km	Organizational Priority		15	RTS040	CNL				1,600,000
125	601		UPGRADING OF GRAVEL ROADS - EDENDALE - SITEBISHNI RD - 2,0 km - PHASE 2	Organizational Priority		12	RTS040	CNL				1,500,000

<i>Dept No</i>	<i>Item No</i>	<i>Vote</i>	<i>Line Item Description</i>	<i>Strategic Prioritisation</i>	<i>Project Prioritisation</i>	<i>Ward</i>	<i>IDP Project Code</i>	<i>Funding</i>	<i>2009-2010 Capital Budget</i>	<i>2009-2010 Operating Costs</i>	<i>2010-2011 Capital Budget</i>	<i>2011-2012 Capital Budget</i>
125	601		UPGRADING OF GRAVEL ROADS - EDENDALE - WARD 23 - ASHDOWN - 5,0 km - BHEKUZULU, GCALEKA, MBUCWANE RDS	Committed		23	RTS040	CNL				1,500,000
125	601		UPGRADING OF GRAVEL RDS - VULINDLELA - Gravel to Asphalt Surface roads - D roads (CAPITAL BUDGET BACKLOG AND 5YR PLAN CAPITAL BUDGET)	Organizational Priority		VAR	RTS025	CNL				1,368,683
125	601	804	UPGRADING OF GRAVEL ROADS - EDENDALE - WARD 10 - UNIT S - 4,5 km	Organizational Priority		10	RTS040	CNL				1,720,000
125	601	811	UPGRADING OF GRAVEL RDS - VULINDLELA - Local access roads - Graded to Gravel - A and L roads - Projects to be advised	Organizational Priority		VAR	RTS025	CNL		226,500	7,500,000	2,000,000
125	613		NEW FOOTPATHS, KERBING & CHANNELLING IN VARIOUS AREAS					CNL	400,000			
125	613		NEW FOOTPATHS, KERBING & CHANNELLING - SOUTHERN AREAS	Organizational Priority			RTS050	CNL			1,500,000	3,500,000
125	613		NEW FOOTPATHS, KERBING & CHANNELLING - NORTHERN AREAS	Organizational Priority			RTS050	CNL			1,000,000	3,500,000
125	613		NEW FOOTPATHS, KERBING & CHANNELLING - MOUNT PARTRIDGE RD - 1,5KM	Organizational Priority		22	RTS050	CNL			1,000,000	500,000
125	613		NEW FOOTPATHS, KERBING & CHANNELLING - ASHDOWN MAIN ACCESS RD	Organizational Priority		23	RTS050	CNL			909,000	
125	613		NEW FOOTPATHS, KERBING & CHANNELLING - ALLANDALE DRIVE	Organizational Priority		30	RTS050	CNL			454,500	
125	616		ROAD RESURFACING - PMS - Projects to be advisedV and prioritised according to the results of the Roads Condition Assessment.	Organizational Priority		VAR	RTS065	CNL	11,000,000	270,000		
125	624		UPGRADING OF CITY CENTRE STREETS - LONGMARKET ST (BOSHOF - RETIEF)	Organizational Priority		33	RTS065	MIG			5,000,000	
125	624		UPGRADING OF CITY CENTRE STREETS - WIDDENING OF CARRIAGEWAY AND FOOTPATHS, UPGRADING INEFFICIENT STORMWATER SYSTEMS (5YR PLAN CAPITAL BUDGET)	Organizational Priority		VAR	RTS065	CNL			1,500,000	1,500,000
125	624		UPGRADING OF CITY CENTRE STREETS - WIDDENING OF CARRIAGEWAY AND FOOTPATHS, UPGRADING INEFFICIENT STORMWATER SYSTEMS- PROJECTS TO BE ADVISED	Organizational Priority		VAR	RTS065	CNL		44,207	934,333	1,500,000
125	625		UPGRADING OF WILLOWFONTEIN RD - PHASE 1	Ongoing		14	RTS025	CNL	1,000,000			

<i>Dept No</i>	<i>Item No</i>	<i>Vote</i>	<i>Line Item Description</i>	<i>Strategic Prioritisation</i>	<i>Project Prioritisation</i>	<i>Ward</i>	<i>IDP Project Code</i>	<i>Funding</i>	<i>2009-2010 Capital Budget</i>	<i>2009-2010 Operating Costs</i>	<i>2010-2011 Capital Budget</i>	<i>2011-2012 Capital Budget</i>	
125	625		UPGRADING OF GRAVEL ROADS - YARBOROUGH RD EXT.	Organizational Priority		36	RTS025	CNL			2,000,000		
125	625		UPGRADING OF GRAVEL ROADS - WALTER HALL RD	Organizational Priority		36	RTS025	CNL			600,000	600,000	
125	625		UPGRADING OF GRAVEL ROADS - HAWORTH RD	Organizational Priority		36	RTS025	CNL				1,200,000	
<i>Summary for 'Dept' = Roads, Surface Repair, Etc</i>													
Subtotal									29,905,375	855,707	92,750,333	64,205,350	

Dept No: 126

Dept Name: Swd Canalised River

126	602		CAPITAL MTCE, STORMWATER, DRAINAGE & REHABILITATION OF WATERCOURSES - Projects to be advised	Organizational Priority		VAR	RTS010	CNL			2,060,000	2,060,000	
126	602		DRAINAGE & CATCHMENT MANAGEMENT SYSTEM FOR NATURAL & MAN-MADE S/W MANAGEMENT (CAPITAL BUDGET BACKLOG)	Organizational Priority			RTS015	CNL		20,000		2,100,000	
126	602		CAPITAL MTCE, STORMWATER, DRAINAGE & REHABILITATION OF WATERCOURSES - Stormwater drainage repairs and Watercourses subject to erosion	Organizational Priority			RTS010	CNL				2,060,000	
<i>Summary for 'Dept' = Swd Canalised River</i>													
Subtotal										20,000	2,060,000	6,220,000	

Dept No: 128

Dept Name: Railway Feeder Lines

128	620		MTCE OF COUNCIL'S RAILWAY SIDINGS	Organizational Priority			RTS065	CNL			800,000	800,000	
128	620		RAILWAYS - SLEEPERS STAGE 4-5	Organizational Priority		VAR	RTS065	CNL			400,000	400,000	
128	620		MAINTENANCE OF COUNCIL'S RAILWAY SIDINGS - BALLAST AND SLEEPERS	Organizational Priority		VAR	RTS065	CNL			200,000	200,000	
128	620		RAILWAYS - POINTS (STAGE III)	Organizational Priority		VAR	RTS065	CNL			100,000	100,000	
128	620		RAILWAYS - SCREENING OF BALLAST - VICTORIA TO STAGE II	Organizational Priority		VAR	RTS065	CNL			100,000	100,000	
<i>Summary for 'Dept' = Railway Feeder Lines</i>													
Subtotal											1,600,000	1,600,000	

Dept No	Item No	Vote	Line Item Description	Strategic Prioritisation	Project Prioritisation	Ward	IDP Project Code	Funding	2009-2010 Capital Budget	2009-2010 Operating Costs	2010-2011 Capital Budget	2011-2012 Capital Budget
---------	---------	------	-----------------------	--------------------------	------------------------	------	------------------	---------	--------------------------	---------------------------	--------------------------	--------------------------

Dept No: 129

Dept Name: Bridges & Culverts

129	614		FOOTBRIDGE ESHOWE					CNL	2,500,000			
129	614		WATERCOURSE CROSSINGS - SMERO RD - BRIDGES	Organizational Priority		12\20	RTS010	CNL			3,000,000	2,000,000
129	614		WATERCOURSE CROSSINGS - PEDESTRIAN BRIDGE LINKING UNIT BB AND PHASE 4	Organizational Priority		17	RTS010	CNL			1,750,000	
129	614		WATERCOURSE CROSSINGS - PEDESTRIAN BRIDGE SERVINGAS ACCESS TO THE SCHOOL	Organizational Priority		16	RTS010	CNL			1,750,000	
129	614		WATERCOURSE CROSSINGS - PLESSISLAER	Organizational Priority		19	RTS010	CNL			1,750,000	
129	614		WATERCOURSE CROSSINGS - BRIDGES & CULVERTS - VARIOUS FROM BRIDGE MANAGEMENT SYSTEM	Organizational Priority		VAR	RTS010	CNL				4,962,000
129	614		REHABILITAION OF WATERCOURSES	Organizational Priority		VAR	RTS010	CNL				2,100,000
129	614		WATERCOURSE CROSSINGS - KHUZWAYO ROAD	Organizational Priority		22	RTS010	CNL				2,000,000
129	614		WATERCOURSE CROSSINGS - SOBANTU TO EASTWOOD OVER BAYNESPRUIT RIVER	Organizational Priority		35	RTS010	CNL				2,000,000
129	614		WATERCOURSE CROSSINGS - PROMED ROAD	Organizational Priority		37	RTS010	CNL				1,800,000
129	614		BRIDGE ASSET MTCE - (BRIDGE MANAGEMENT SYSTEM) BMS - PRIOSITISED BASED ON CONDITION ANALYSIS	Organizational Priority			RTS010	CNL				40,000
129	614		BRIDGE ASSET MTCE - (BRIDGE MANAGEMENT SYSTEM) BMS - PRIOSITISED BASED ON CONDITION ANALYSIS - PROJECTS T BE ADVISED	Organizational Priority		VAR	RTS010	CNL				40,000
129	614	22	CONSTRUCTION OF FOOTBRIDGE TO SCHOOL - MTHETHOMUSHA AREA	Ongoing		22	RTS010	CNL	250,000			

Summary for 'Dept' = Bridges & Culverts

Subtotal 2,750,000 8,250,000 14,942,000

Dept No: 131

Dept Name: Transportation

131	631		CHURCH STREET / N3 INTERCHANGE UPGRADE	Committed		32	RTS005	CNL	20,000,000			
-----	-----	--	--	-----------	--	----	--------	-----	------------	--	--	--

<i>Dept No</i>	<i>Item No</i>	<i>Vote</i>	<i>Line Item Description</i>	<i>Strategic Prioritisation</i>	<i>Project Prioritisation</i>	<i>Ward</i>	<i>IDP Project Code</i>	<i>Funding</i>	<i>2009-2010 Capital Budget</i>	<i>2009-2010 Operating Costs</i>	<i>2010-2011 Capital Budget</i>	<i>2011-2012 Capital Budget</i>
131	631		NEW ENGLAND ROAD PHASE 2	Committed		33	RTS005	CNL			4,000,000	
131	631		DEVELOP AND IMPLEMENTATION OF AN INTEGRATED TRANSPORT PLAN	Statutory Requirements		ALL	RTS005	CNL			2,000,000	2,000,000
131	631		PRIORITISATION MODEL AND CPTR DATABASE - PUBLIC TRANSPORT SIGNIFICANT ROADS	Statutory Requirements		ALL	RTS005	CNL			50,000	
131	633		PUBLIC TRANSPORT(INTERMODAL)	Organisational Priority		ALL	SGE115	DOT	7,737,000		17,865,000	350,000,000
131	633		NON-MOTORISED TRANSPORT SYSTEM - PLANNING & DESIGN	Committed		ALL	RTS005	CNL			1,000,000	1,000,000
<i>Summary for 'Dept' = Transportation</i>												
Subtotal									27,737,000		24,915,000	353,000,000
Dept No: 132												
Dept Name: West Street Bus Station												
132	632		WEST & PIETERMARITZ ST. BUS RANK	Committed		ALL	SGE115	CNL			20,000	10,000
<i>Summary for 'Dept' = West Street Bus Station</i>												
Subtotal											20,000	10,000
Dept No: 142												
Dept Name: Freedom Square Taxi Facility												
142	632		FREEDOM SQUARE TAXI RANK	Committed		ALL	SGE115	CNL			175,000	200,000
<i>Summary for 'Dept' = Freedom Square Taxi Facility</i>												
Subtotal											175,000	200,000
Dept No: 164												
Dept Name: Depot, Leave, Tools												
164	630		NEW CHANGEROOM FOR FEMALE STAFF	On-going		ALL	SGE115	CNL	500,000			50,000
164	630		EDN DEPOT : CHANGEROOMS	Organisational Priority		ALL	SGE115	CNL			30,000	20,000
164	632		DOULL RD DEPOT : CHANGEROOMS	Organisational Priority		ALL	SGE115	CNL			400,000	300,000
164	632		EDN DEPOT : CHANGEROOM MTCE (3 BLOCKS)	Organisational Priority		ALL	SGE115	CNL			200,000	100,000
164	632		EDN DEPOT : WORKSHOPS	Organisational Priority		ALL	SGE115	CNL			50,000	60,000
164	632		EDN DEPOT : ADMIN OFFICES	Organisational Priority		ALL	SGE115	CNL			50,000	50,000

<i>Dept No</i>	<i>Item No</i>	<i>Vote</i>	<i>Line Item Description</i>	<i>Strategic Prioritisation</i>	<i>Project Prioritisation</i>	<i>Ward</i>	<i>IDP Project Code</i>	<i>Funding</i>	<i>2009-2010 Capital Budget</i>	<i>2009-2010 Operating Costs</i>	<i>2010-2011 Capital Budget</i>	<i>2011-2012 Capital Budget</i>
164	632		DOULL RD DEPOT : ROOF	Organistional Priority		ALL	SGE115	CNL			30,000	40,000
164	632		EDN DEPOT : ROADS	Organistional Priority		ALL	SGE115	CNL			30,000	30,000
164	632		EDN DEPOT : WASHBAY : GREASE & OIL TRAPS	Organistional Priority		ALL	SGE115	CNL			10,000	10,000

Summary for 'Dept' = Depot, Leave, Tools

Subtotal **500,000** **800,000** **660,000**

Dept No: 220

Dept Name: Offices

220	632		PROF NYEMBEZI BLDG - EXTERNAL STEEL BALUSTRADES	Organistional Priority		ALL	SGE115	CNL	500,000		50,000	50,000
220	632		PROF NYEMBEZI BLDG - BLDG MANAGEMENT SYSTEM	Organistional Priority		ALL	SGE115	CNL			220,000	220,000
220	632		PROF NYEMBEZI BLDG - EXPANSION JOINTS & WATERPROOFING	Organistional Priority		ALL	SGE115	CNL			100,000	50,000
220	632		PROF NYEMBEZI BLDG - AIRCONDITIONG UNITS	Organistional Priority		ALL	SGE115	CNL			50,000	50,000
220	632		PROF NYEMBEZI BLDG - FLOOR REPAIRS	Organistional Priority		ALL	SGE115	CNL			50,000	50,000
220	632		PROF NYEMBEZI BLDG - GUTTER REPAIRS	Organistional Priority		ALL	SGE115	CNL			30,000	30,000
220	632		PROF NYEMBEZI BLDG - SECURITY SYSTEM	Organistional Priority		ALL	SGE115	CNL			30,000	30,000

Summary for 'Dept' = Offices

Subtotal **500,000** **530,000** **480,000**

Dept No: 221

Dept Name: Parking

221	632		PROF NYEMBEZI BLDG - AIR CON PLANT	Organistional Priority		ALL	SGE115	CNL			825,000	825,000
221	632		PROF NYEMBESI WAREHOUSE	Organistional Priority		ALL	SGE115	CNL			40,000	50,000
221	632		PROF NYEMBEZI BLDG - CAR PARK & SIDE WALK COVER	Organistional Priority		ALL	SGE115	CNL			30,000	35,000
221	632		PROF NYEMBEZI BLDG - PARKING DECK	Organistional Priority		ALL	SGE115	CNL			30,000	35,000

Summary for 'Dept' = Parking

Subtotal **925,000** **945,000**

Dept No	Item No	Vote	Line Item Description	Strategic Prioritisation	Project Prioritisation	Ward	IDP Project Code	Funding	2009-2010 Capital Budget	2009-2010 Operating Costs	2010-2011 Capital Budget	2011-2012 Capital Budget
---------	---------	------	-----------------------	--------------------------	------------------------	------	------------------	---------	--------------------------	---------------------------	--------------------------	--------------------------

Summary for 'PmSemKey' = PM Infrastructure Construction and Reconstruction

Subtotal 63,642,375 943,607 161,445,333 457,445,467

Pm/Sem Description: PM Water and Sanitation

Dept No: 202

Dept Name: Sewers

202	605		SANITATION INFRASTRUCTURE ASSETT RENEWAL		Ongoing			CNL	6,000,000			14,304,333
202	605		SEWERAGE PIPES AZALEA		Committed			MIG	4,000,000			2,500,000
202	605		SEWERAGE PIPES UNIT H (WARD 16)		Committed	16		MIG	4,000,000			
202	605		SHENSTONE / AMBLETON TOILETS		Committed			MIG	2,000,000		1,500,000	
202	605		EXPANSION OF SEWERAGE TREATMENT WORKS		Organizational - Management priority project			CNL	2,000,000			
202	605		REHABILITATION WORK ON CALUZA INTERCEPTOR					MIG			1,500,000	11,000,000
202	605		COPEVILLE SEWERAGE DEVELOPMENT		Organizational	29		CNL				500,000
202	606		GRIX ROAD SEWER & PIPE BRIDGE		Organizational - Management priority project			CNL	1,000,000			
202	606		RECOMMISSIONING OF OUTFALL AT DARVILL		Organizational	ALL		CNL	800,000			
202	608		VIP INSTALLATION - VULINDLELA		Ongoing	1 TO 12	SAN015	MIG	39,000,000		25,000,000	15,500,000
202	608		ELIMINATION OF CONSERVANCY TANKS		Ongoing		SAN020	MIG	5,300,000			
202	629		REHABILITATION WORK ON EDENDALE OUTFALL AND NYONTWELE INTERCEPTOR				SAN025	CNL			2,000,000	1,500,000
202	629		REHABILITATION WORK ON IMBALI INTERCEPTOR AND UNIT 15 INTERCEPTOR				SAN025	CNL			440,000	

Summary for 'Dept' = Sewers

Subtotal 64,100,000 30,440,000 45,304,333

Dept No: 205

Dept Name: General

<i>Dept No</i>	<i>Item No</i>	<i>Vote</i>	<i>Line Item Description</i>	<i>Strategic Prioritisation</i>	<i>Project Prioritisation</i>	<i>Ward</i>	<i>IDP Project Code</i>	<i>Funding</i>	<i>2009-2010 Capital Budget</i>	<i>2009-2010 Operating Costs</i>	<i>2010-2011 Capital Budget</i>	<i>2011-2012 Capital Budget</i>
205	629		SANITATION INFRASTRUCTURE CCTV FEASIBILITY STUDY	Ongoing		ALL	SAN025	MIG	5,000,000		6,000,000	
205	629		INFRASTRUCTURE INSTALLATION IN DEVELOPMENTS - SEWERAGE	Organizational - Management priority project		ALL	SAN025	CNL			1,500,000	1,000,000
205	656		UPGRADE EXISTING SEWER CAPACITY	Organizational		ALL	SAN040	CNL	500,000		1,000,000	1,000,000
205	656		EXTENSIONS TO SEWER RETICULATION	Organizational		ALL	SAN040	CNL	500,000		900,000	1,100,000
205	656		PUMPSTATIONS GENERAL	Organizational		ALL	SAN020	CNL	400,000		400,000	400,000
205	656		HARDWARE AND EQUIPMENT	Organizational - Management priority project				CNL	300,000			500,000
205	656		MISCELLANEOUS EQUIPMENT	Organizational		ALL	SAN020	CNL				140,000
<i>Summary for 'Dept' = General</i>												
Subtotal									6,700,000		9,800,000	4,140,000

Dept No: 787

Dept Name: Distribution

787	605		EDENDALE PROPER NEW MAINS & RETICULATION	Ongoing		ALL	WSS010	MIG	2,000,000			
787	605		SERVICE MIDBLOCK ERADICATION IN SOBANTU, IMBALI AND ASHDOWN	Ongoing			WSS025	MIG	2,000,000			
787	605		ELIMINATION OF COMMUNAL STANDPIPES	Ongoing		UNIT S	WSS005	MIG	1,000,000			5,000,000
787	605		ELIMINATION OF WATER TANKERS	Ongoing		ALL	WSS015	MIG	500,000			800,000
787	605		BASIC WATER SUPPLY	Ongoing		ALL	WSS030	MIG	500,000			
787	606		PRESSURE REDUCTION & ZONING	Organizational		ALL	WSS005	CNL	300,000		500,000	500,000
787	607		RESERVOIR METERING	Organizational		ALL	WSS005	CNL	200,000		400,000	400,000
787	616		REHABILITATION OF WATER INFRASTRUCTURE	Ongoing		ALL	WSS005	CNL	20,000,000			
787	616		UKULINGA PIPELINE RELAY AT AIRPORT	Organizational - Management priority project		36	WSS025	CNL	1,000,000			
787	616		CATHODIC PROTECTION	Organizational		ALL	WSS005	CNL	500,000		900,000	1,000,000
787	616		REPLACE PIPE SUPPLY TO EDENDALE HOSPITAL	Organizational		22\23	WSS025	CNL	500,000			

<i>Dept No</i>	<i>Item No</i>	<i>Vote</i>	<i>Line Item Description</i>	<i>Strategic Prioritisation</i>	<i>Project Prioritisation</i>	<i>Ward</i>	<i>IDP Project Code</i>	<i>Funding</i>	<i>2009-2010 Capital Budget</i>	<i>2009-2010 Operating Costs</i>	<i>2010-2011 Capital Budget</i>	<i>2011-2012 Capital Budget</i>
787	616		HYDRANTS	Organizational		ALL	WSS025	CNL	200,000		500,000	500,000
787	616		UPGRADING OF RESERVOIRS & B.P.T'S			ALL	WSS020	CNL			300,000	300,000
787	616		AIR-VALVE / P.R.V. REPLACEMENT ON TRUNK MAINS			ALL	WSS025	CNL				250,000
787	656		COPEVILLE RESERVOIR	Organizational		29		CNL	1,000,000			
787	656		MASONS RESERVOIR	Organizational		26\27	WSS025	CNL	1,000,000			
787	656		UPGRADE EXISTING WATER CAPACITY	Organizational				CNL	500,000		5,000,000	
787	656		EXTENSIONS TO WATER RETICULATION	Organizational				MIG	300,000		20,000,000	
787	656		SAFETY EQUIPMENT	Organizational		ALL	WSS020	CNL				180,000
<i>Summary for 'Dept' = Distribution</i>												
Subtotal									31,500,000		27,600,000	8,930,000
Dept No: 788												
Dept Name: Meters												
788	607		REPLACE CONSUMER METERS	Organizational		ALL	WSS005	CNL	1,000,000			
788	607		NEW CONSUMER METERS	Organizational		ALL	WSS025	CNL	500,000			
788	607		TELEMETERING	Organizational			WSS005	CNL	300,000		300,000	300,000
788	607		DISTRICT METER REPLACEMENT	Organizational		ALL	WSS005	CNL	200,000			
<i>Summary for 'Dept' = Meters</i>												
Subtotal									2,000,000		300,000	300,000
Dept No: 789												
Dept Name: General												
789	656		WATERWORKS EQUIPMENT	Organizational		ALL	WSS025	CNL	200,000		100,000	100,000
<i>Summary for 'Dept' = General</i>												
Subtotal									200,000		100,000	100,000
<i>Summary for 'PmSemKey' = PM Water and Sanitation</i>												
Subtotal									104,500,000		68,240,000	58,774,333

<i>Dept No</i>	<i>Item No</i>	<i>Vote</i>	<i>Line Item Description</i>	<i>Strategic Prioritisation</i>	<i>Project Prioritisation</i>	<i>Ward</i>	<i>IDP Project Code</i>	<i>Funding</i>	<i>2009-2010 Capital Budget</i>	<i>2009-2010 Operating Costs</i>	<i>2010-2011 Capital Budget</i>	<i>2011-2012 Capital Budget</i>
----------------	----------------	-------------	------------------------------	---------------------------------	-------------------------------	-------------	-------------------------	----------------	---------------------------------	----------------------------------	---------------------------------	---------------------------------

Pm/Sem Description: PM Electricity

Dept No: 713

Dept Name: General

713	605		Network Replacement/Reinforcement	Organisational/Statutory Req.		All	ELS040	Cnl	15,000,000	300,000		
713	605		Network Refurbishment	Organisational/Statutory Req.		All	ELS035	Cnl	5,700,000	150,000		
713	605		Network Expansion	Ongoing		All	ELS040	Cnl	2,000,000	240,000		
713	605		Scada	Ongoing		All	ELS040	Cnl	1,000,000	100,000	1,000,000	1,000,000
713	606		Protection/ Test	Organisational/Statutory Req.		All	ELS040	Cnl	500,000	20,000	1,000,000	1,000,000
713	606		Secondary Sub stations LV Retrofit	Ongoing		All	ELS040	Cnl	500,000	100,000	300,000	300,000
713	606		LV Protection Retrofit	Ongoing		All	ELS040	Cnl	200,000	100,000	1,000,000	1,000,000
713	606		QOS Systems	Organisational/Statutory Req.		All	ELS040	Cnl	200,000	4,000	200,000	200,000
713	606		Test Equipment	Ongoing		All	ELS040	Cnl		10,000		500,000
713	618		ELECTRIFICATION-COPEVILLE SWAPO					INEP	6,573,000			
713	618		STREET LIGHTING VULINDLELA & EDENDALE					MIG	3,652,227			
713	618		Street Lighting Network Replacement	Organisational/Statutory Req.		All	ELS040	Cnl	2,000,000	100,000	5,000,000	5,000,000
713	621		Refurbishment of 33kv Transmission Lines	Ongoing		All	ELS040	Cnl	2,000,000	200,000	1,000,000	1,000,000
713	621		Refurbishment of 132kv Transmission Lines	Ongoing		All	ELS040	Cnl	500,000	100,000	1,000,000	1,000,000
713	623		Sub station security (cameras & fencing)	Ongoing		All	ELS040	Cnl	1,000,000	50,000	1,000,000	1,000,000
713	623		Pine Street Refurbishment	Ongoing		All	ELS040	Cnl	1,000,000	130,000	200,000	500,000
713	623		Replacement of Cage Transformers	Ongoing		All	ELS040	Cnl	1,000,000	100,000		
713	623		Replace 3 transformers & associated switchgear at Northdale Substation	Ongoing		All	ELS040	Cnl		100,000	10,000,000	10,000,000
713	623	1001	Street Lighting					DME	7,000,000			
713	623	1001	ELECTRIFICATION					INEP			3,639,000	

<i>Dept No</i>	<i>Item No</i>	<i>Vote</i>	<i>Line Item Description</i>	<i>Strategic Prioritisation</i>	<i>Project Prioritisation</i>	<i>Ward</i>	<i>IDP Project Code</i>	<i>Funding</i>	<i>2009-2010 Capital Budget</i>	<i>2009-2010 Operating Costs</i>	<i>2010-2011 Capital Budget</i>	<i>2011-2012 Capital Budget</i>
713	623	1002	Building Lighting					DME	4,000,000			
713	623	1003	Traffic Signals (LED Lamps)					DME	1,000,000			
713	641		Alteration of Office Building	Ongoing		All	ELS040	Cnl	500,000	20,000		1,000,000
713	654		Additional vending	Ongoing		All	ELS020	Cnl	500,000	10,000		300,000
713	654		Revenue Management System (Electronic Meters)	Ongoing		All	ELS020	Cnl	300,000	30,000		500,000
713	654		Cell phone vending	Ongoing		All	ELS020	Cnl	300,000	6,000		100,000
713	654		Name changes/ Diagrams/ Control	Ongoing		All	ELS040	Cnl	200,000	6,000		300,000
713	654		Drawing Office Updgrade	Ongoing		All	ELS040	Cnl	100,000	10,000		200,000
713	654		Replace 1 transformer at Woodburn and 2 transformer at Riverside & associated s/gear	Organisational/Statutory Req.		All	ELS040	Cnl		100,000	10,000,000	10,000,000
713	654		Radio Equipment and Systems	Ongoing		All	ELS040	Cnl		9,000		50,000
713	655		Upgrade of computer hardware and peripherals	Organisational/Statutory Req.		All	ELS040	Cnl	500,000	6,000		200,000
<i>Summary for 'Dept' = General</i>												
Subtotal									57,225,227	2,001,000	35,339,000	35,150,000
<i>Summary for 'PmSemKey' = PM Electricity</i>												
Subtotal									57,225,227	2,001,000	35,339,000	35,150,000
<i>Summary for 'SBUCode' = Infrastructure Services</i>												
Subtotal									225,367,602	2,944,607	265,174,333	551,944,800

<i>Dept No</i>	<i>Item No</i>	<i>Vote</i>	<i>Line Item Description</i>	<i>Strategic Prioritisation</i>	<i>Project Prioritisation</i>	<i>Ward</i>	<i>IDP Project Code</i>	<i>Funding</i>	<i>2009-2010 Capital Budget</i>	<i>2009-2010 Operating Costs</i>	<i>2010-2011 Capital Budget</i>	<i>2011-2012 Capital Budget</i>
----------------	----------------	-------------	------------------------------	---------------------------------	-------------------------------	-------------	-------------------------	----------------	---------------------------------	----------------------------------	---------------------------------	---------------------------------

Grand Total

327,343,282	4,190,253	322,774,000	629,241,000
-------------	-----------	-------------	-------------